

---

# Bender Gestalt Test

---

## Scoring



# Overlapping Difficulty

- Difficulty in reproducing the portions of the figures that should overlap.
  - ❑ (a) Omission of the portions of the figure which overlap.
  - ❑ (b) Simplification of figures only at the point of overlap.
  - ❑ (c) Marked sketching or reworking only at the point of overlap.
  - ❑ (d) Distortion of the figure at the point of overlap.
  - ❑ (e) Figures overlap at the wrong place.
  - ❑ (f) Failure of figures to overlap.



1	2	3	4	5	6	7	8	9
						x	x	





# Retrogression

- Substitution of a more primitive gestalt form than the stimulus.
  - (a) Loops for circles (if persistent).
  - (b) Dashes for dots (if extreme and persistent).
  - (c) Triangle for diamond or hexagon.
  - (d) Square for diamond.
  - (e) Rectangle for hexagon.
- DO NOT score if curves are substituted for angles or angulation of bottom of hexagon on figure 8 is omitted. T SCORE –



1	2	3	4	5	6	7	8	9
x	x	x	x		x		x	x

# Perseveration

- There are 2 kinds of Perseveration errors. If both occur, this error is still only scored once.
- **TYPE A:** Inappropriate substitution of the features of a preceding stimulus, such as replacing the circles of figure 3 with the dots of figure 2 (must have made dots, not circles on figure 2); replacing the dots of figures 4 & 6 with the circles of figure 3 (must have made circles on figure 3 and dots on 2).
- **TYPE B:** Intradesign perseveration on continuing to draw a figure beyond the limits called for by the stimulus.



1	2	3	4	5	6	7	8	9
	x	x	x		x			











# Angulation

- Severe difficulty in reproducing the angulation of figures.
  - (a) Failure to reproduce angulation of a figure.
  - (b) Angulation of the whole figure  $45^\circ$  to  $80^\circ$  rather than parts of a figure.).
  - (c) Variability of the angulation of more than half the rows of circles of figure 3.
- DO NOT SCORE –
  - (a) Figure 4 should be scored leniently because its angulation is especially hard to reproduce.
  - (b) Reversal of angulation on figure 3, score Rotation.



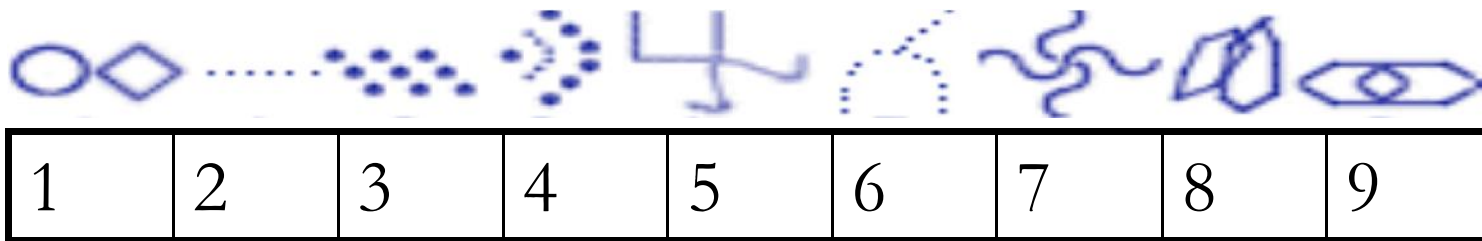
1	2	3	4	5	6	7	8	9
		x	x					



---

# Time

- Score if total time is greater than 15 minutes.




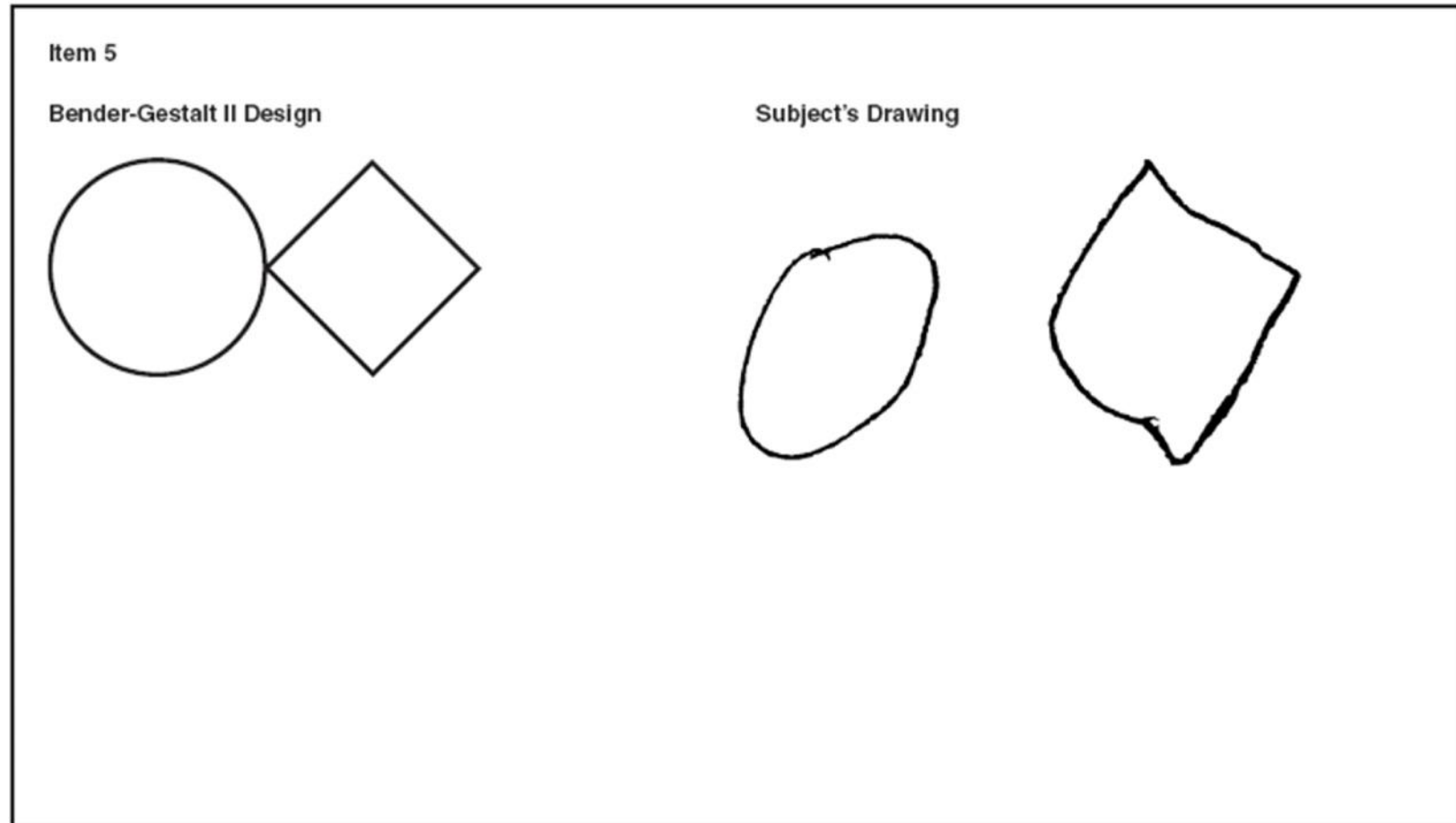


Figure 1  
Bender-Gestalt II sample case drawings for a female subject age 9 years, 6 months.


- Esempio caso:  
Test effettuato su un  
soggetto femminile  
di 9 anni e sei mesi.

# Figura 1

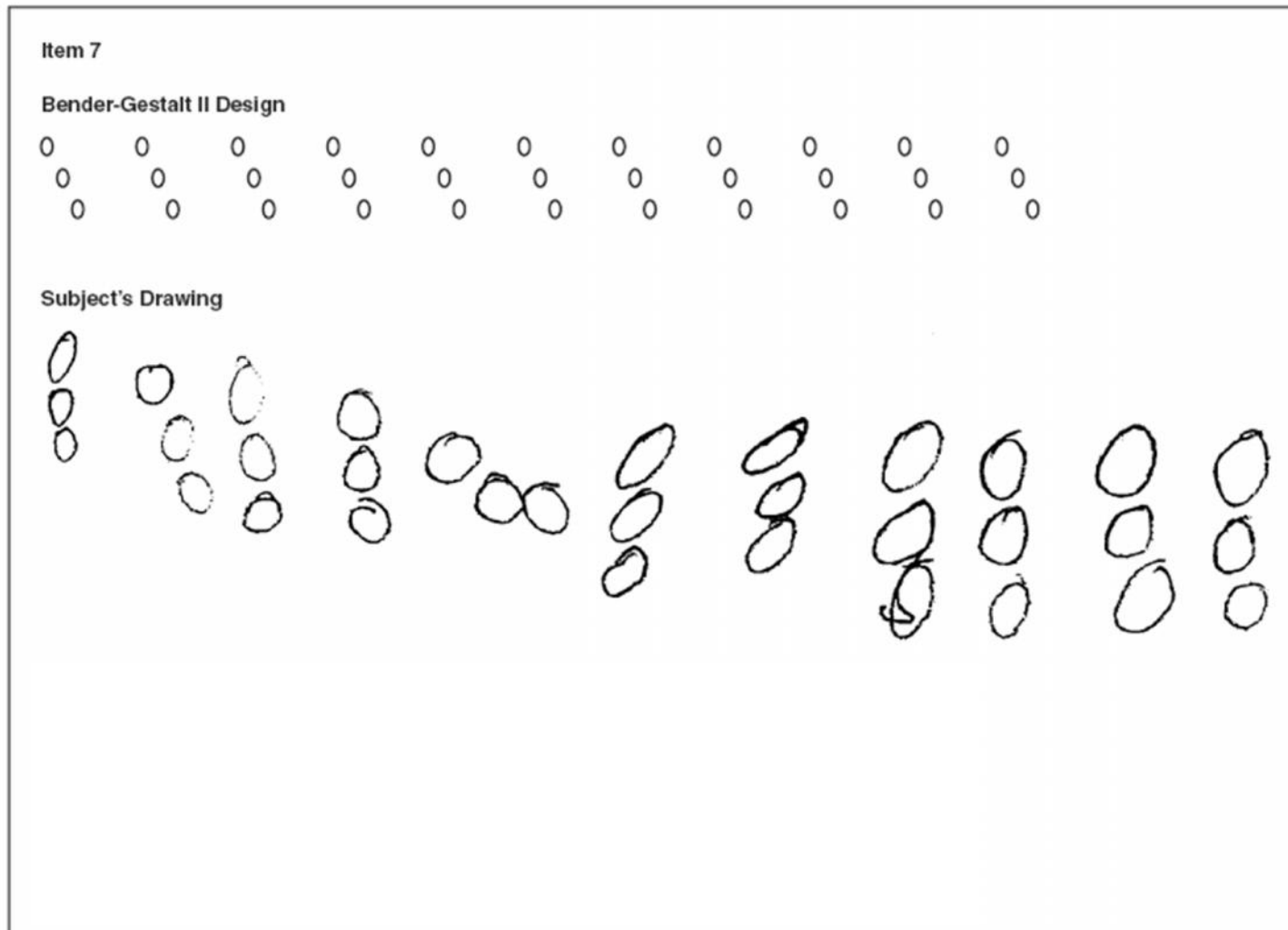




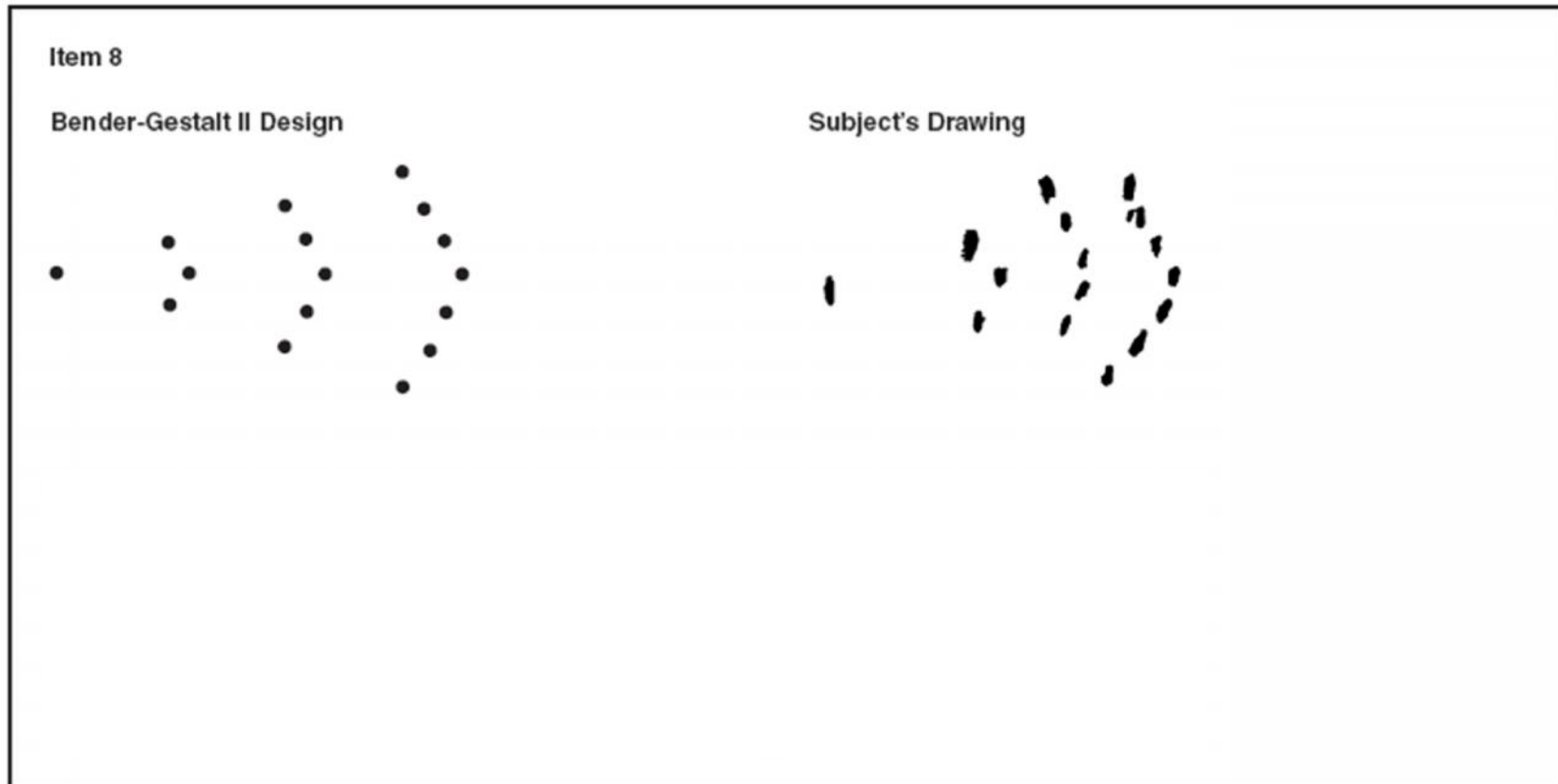
# Figura 2



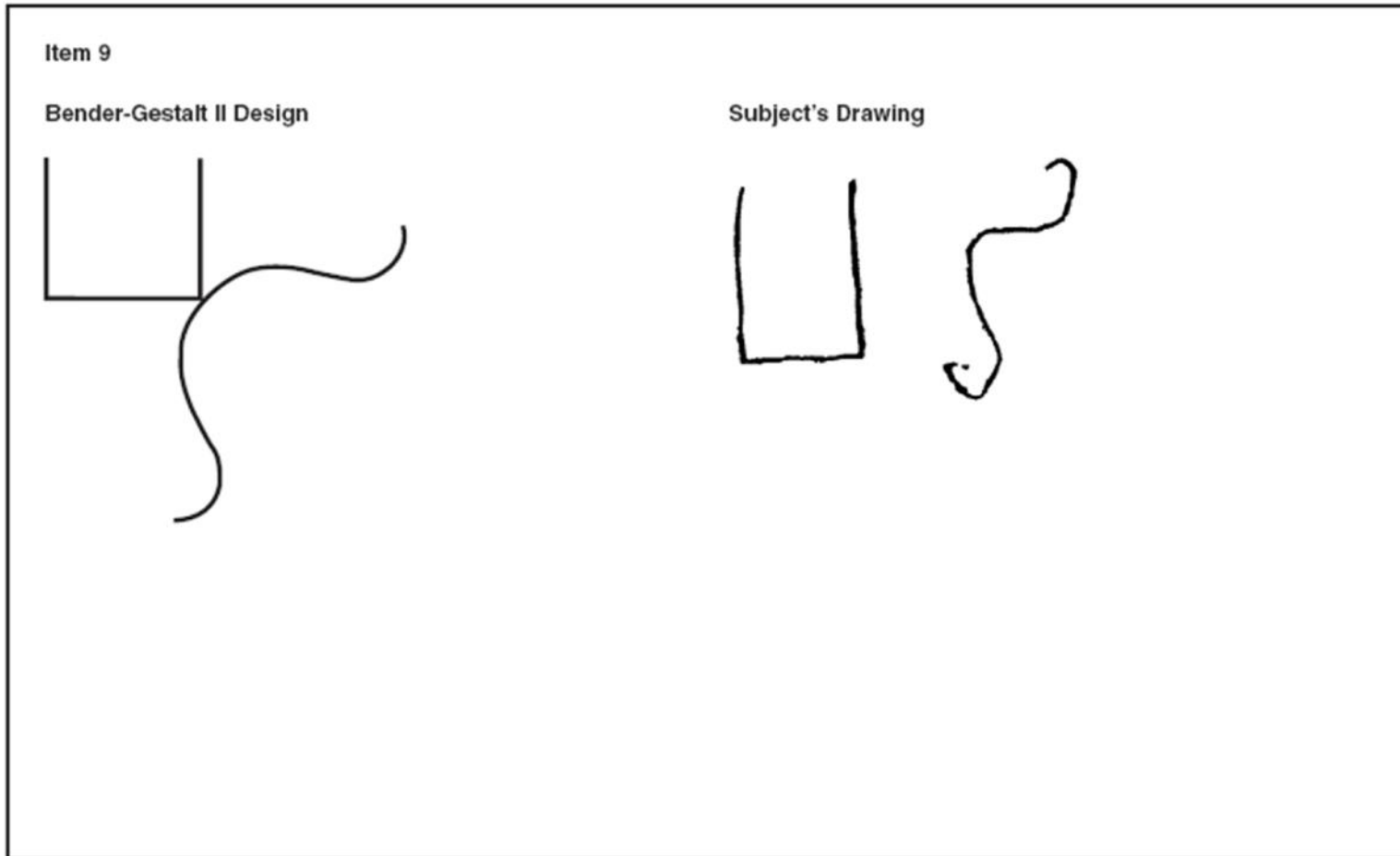
# Figura 3



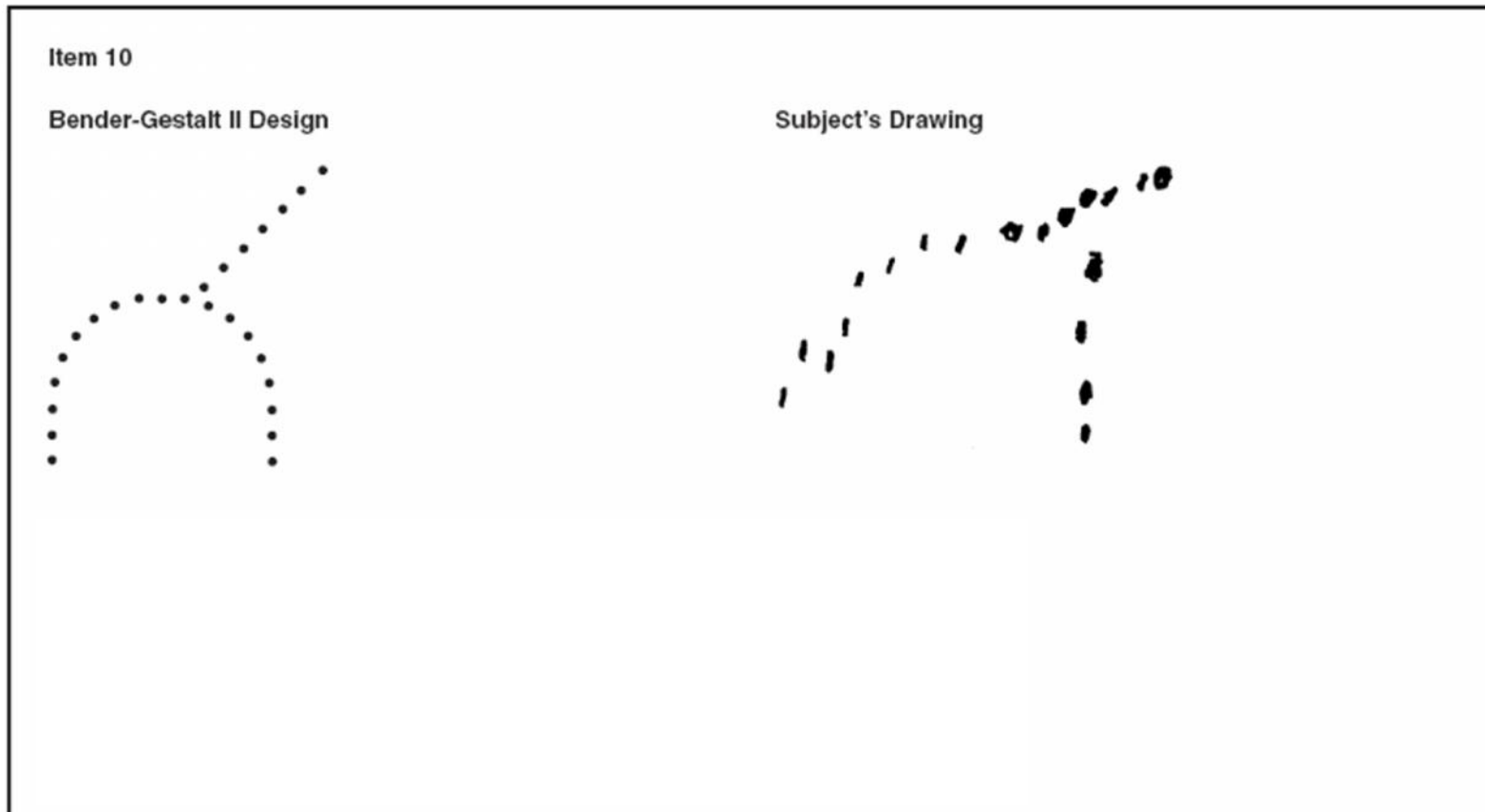
# Figura 4




# Figura 5



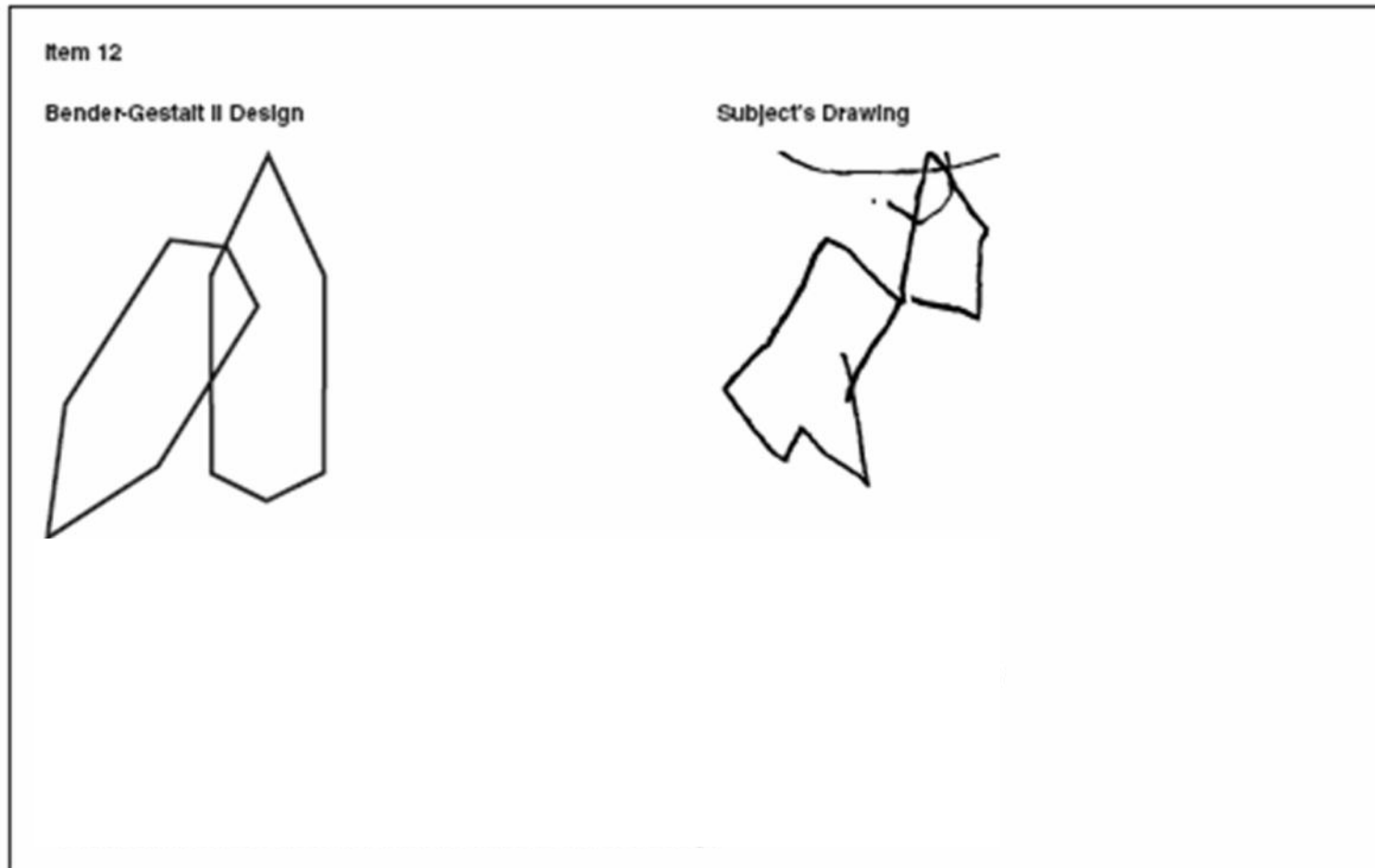
# Figura 6



# Figura 7



# Figura 8



# Figura 7

Item 13

Bender-Gestalt II Design



Subject's Drawing







# Figura 1

Item 5

Bender-Gestalt II Design



Subject's Drawing




GSS Item Score: 1

Key points contributing to GSS Score: Severe distortion, especially integration

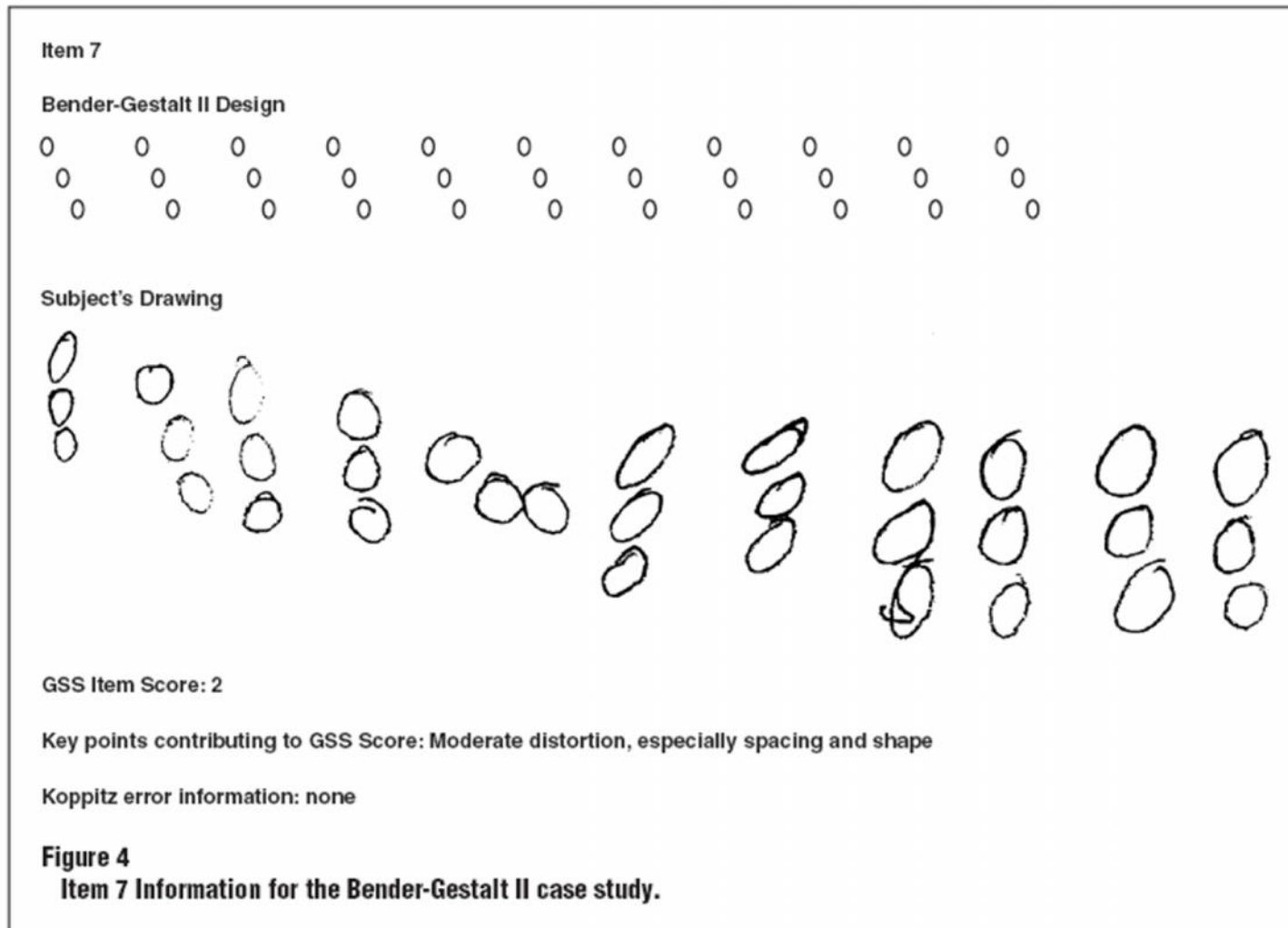
Koppitz error information: 2 errors (1a, 3)

**Figure 2**  
**Item 5 Information for the Bender-Gestalt II case study.**


# Figura 2



# Figura 3



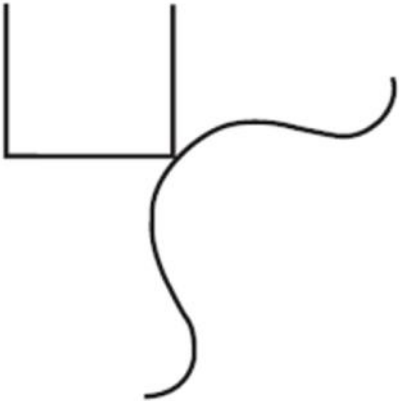
# Figura 4




# Figura 5

Item 9

Bender-Gestalt II Design



Subject's Drawing



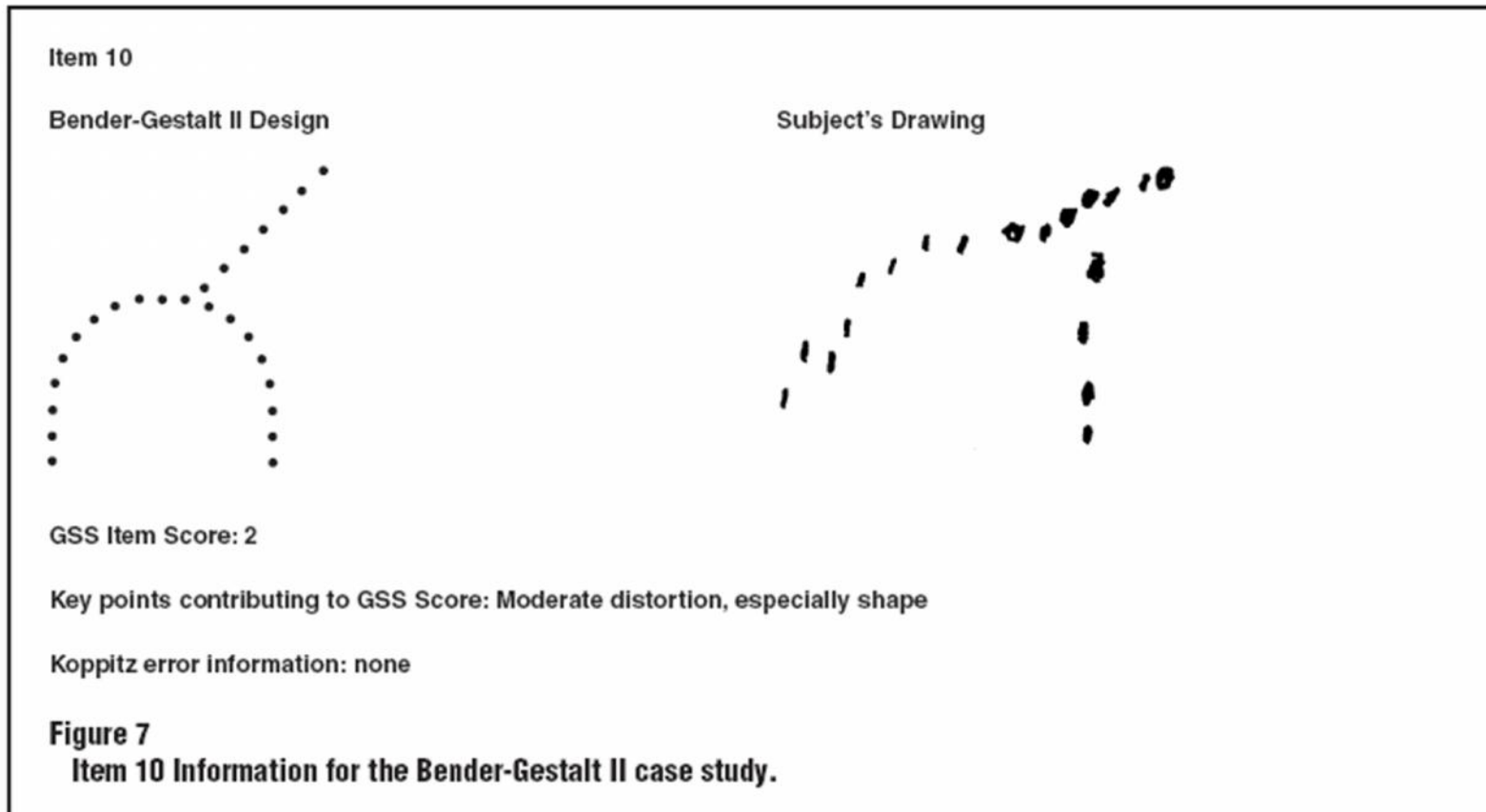
GSS Item Score: 1

Key points contributing to GSS Score: Severe distortion, especially integration and rotation

Koppitz error information: 1 error (14)

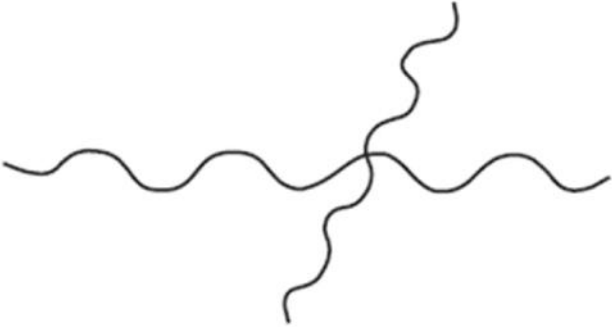
**Figure 6**  
Item 9 Information for the Bender-Gestalt II case study.

# Figura 6




# Figura 7

Item 11  
Bender-Gestalt II Design



Subject's Drawing



GSS Item Score: 1  
Key points contributing to GSS Score: Severe distortion, especially shape  
Koppitz error information: 2 errors (18a and 19)


Figure 8  
Item 11 Information for the Bender-Gestalt II case study.

The image displays the Bender-Gestalt II Design stimulus (Item 11) and a subject's drawing. The stimulus is a horizontal, wavy line with a vertical, wavy line intersecting it. The subject's drawing is a distorted version of the stimulus, showing severe distortion, especially in the shape of the vertical line, which is drawn as a vertical, wavy line with a horizontal line intersecting it. The drawing is labeled 'Subject's Drawing' and is accompanied by GSS Item Score: 1, Key points contributing to GSS Score: Severe distortion, especially shape, and Koppitz error information: 2 errors (18a and 19). The figure is labeled 'Figure 8' and 'Item 11 Information for the Bender-Gestalt II case study.'


# Figura 8

Item 12

Bender-Gestalt II Design



Subject's Drawing



GSS Item Score: 1

Key points contributing to GSS Score: Severe distortion, especially shape and integration

Koppitz error information: 4 errors (21a, 21b, 22, and 23)

**Figure 9**  
Item 12 Information for the Bender-Gestalt II case study.



# Figura 7

