

## Distance *is* Safety®

WHAT STANDS  
BETWEEN YOU AND  
ARC-FLASH DANGER?

**WE  
DO.**

**180+** NEW and AWARD-WINNING Products





## A Group CBS Company

**CBS ArcSafe®, Inc.**, a Group CBS company, provides access to the industry's largest inventory of low- and medium-voltage switchgear remote systems for racking and switching operations. We have parts, on-site service, and comprehensive shop repair, remanufacturing, and life-extension capabilities. **CBS ArcSafe** products allow technicians to remotely install and remove circuit breakers from a safe distance of up to 300 feet while stationed outside the arc-flash boundary.

**We take pride in being available and capable of responding anytime, anywhere.**

- Group CBS affiliate companies are located across the U.S.
- Largest inventory of new, surplus, and reconditioned low- and medium-voltage power equipment and replacement parts available in North America
- Servicing of Class 1E nuclear-rated switchgear and circuit breakers (in compliance with 10CFR50 Appendix B)
- Modern shop facilities with skilled engineers and technicians
- Comprehensive quality repair, rebuild, retrofit, retrofill, and life-extension capabilities
- On-site scheduled or emergency field service
- Rentable equipment available
- Quick access to charter aircraft and hot-shot trucks for emergency requirements

**(877) 4-SAFETY (877) 472-3389**

2616 SIRIUS ROAD | DENTON, TX 76208  
4782 CHIMNEY DRIVE | CHARLESTON, WV 25302  
FX: 940-382-9435 | INFO@CBSARCSAFE.COM

**CBS ArcSafe, Inc.'s, personnel are available to assist you at all times. For after-hours or emergency support, contact us 24/7 via our emergency phone number: (214) 906-3950. Assistance is also available from other Group CBS companies, which are listed on the back cover. We continue to develop new solutions for our customers on a daily basis. If you do not see what you need in our catalog, give us a call.**

Published by CBS ArcSafe, Denton, Texas 76208, USA CBS ArcSafe © 2019

Printed in the United States of America. Reproduction, adaptation, or translation without prior written permission is prohibited except as is allowed by law.

NOTE: All manufacturers' names, trademarks, and part numbers are used for reference purposes only. CBS ArcSafe, Inc., is not an authorized distributor or representative of manufacturers shown. Designated trademarks, brand names, and brands appearing herein are the property of their respective owners.

Rotary Remote  
Racking Tools

Extractor Remote  
Racking Tools

Single-Use Remote  
Racking Tools

Handheld  
Racking Tools

Remote Switch  
Operators,  
Actuators & Kits



# Contents

## ROTARY REMOTE RACKING SYSTEMS..... 5

RRS-1 ..... 6  
 RRS-1 LT..... 10  
 RRS-4..... 12

## EXTRACTOR REMOTE RACKING SYSTEMS ..... 19

RRS-2 ..... 20  
 RRS-2 BE ..... 24

## SINGLE-USE PORTABLE REMOTE RACKING SYSTEMS ... 28

RRS-3 ..... 29  
 RRS-3 MANUFACTURER INDEX..... 30  
 RRS-3 PRODUCT INDEX ..... 32

## PPE-Z HANDHELD RACKING TOOL ..... 54

## REMOTE SWITCH OPERATORS (RSOs), REMOTE SWITCH ACTUATORS (RSAs), AND REMOTE SWITCH KITS (RSKs) ..... 56

RSO ..... 57  
 RSA & RSK ..... 58  
 RSA/RSK MANUFACTURER INDEX ..... 59  
 RSA/RSK PRODUCT INDEX ..... 64

## COMPETITOR COMPARISON CHART ..... 200



## Remote Racking Systems For Rotary-Type Equipment

**RRS®-1**

**RRS®-1 LT**

**RRS®-4**



Compatible with all switchgear manufacturers, including:

- |                  |                            |                    |                 |
|------------------|----------------------------|--------------------|-----------------|
| ■ ABB            | ■ Controlled Power         | ■ General Electric | ■ Reyrolle      |
| ■ AEG            | ■ Cutler-Hammer            | ■ Hyundai          | ■ Schneider     |
| ■ Allis-Chalmers | ■ Eaton                    | ■ ITE              | ■ Siemens       |
| ■ Alstom         | ■ Federal Pacific Electric | ■ McGraw-Edison    | ■ Siemens-Allis |
| ■ Areva          | ■ Federal Pioneer          | ■ Merlin Gerin     | ■ Square D      |
| ■ Asea           | ■ Fuji                     | ■ Mitsubishi       | ■ Toshiba       |
| ■ BBC            | ■ GEC                      | ■ Powell           | ■ Westinghouse  |

NOTE: All manufacturers' names, trademarks, and part numbers are used for reference purposes only. CBS ArcSafe, Inc., is not an authorized distributor or representative of manufacturers shown. Designated trademarks, brand names, and brands appearing herein are the property of their respective owners.

Rotary Remote  
Racking Tools

Extractor Remote  
Racking Tools

Single-Use Remote  
Racking Tools

Handheld  
Racking Tools

Remote Switch  
Operators,  
Actuators & Kits



## RRS-1

# Remote Racking System For Rotary Circuit Breakers



By permitting the automatic racking of the circuit breaker from a remote location, the **CBS ArcSafe®** remote racking system replaces the manual racking operation and removes the operating personnel from manual contact with the circuit breaker. The unique design of the **CBS ArcSafe** remote racking system, with its specially manufactured drive shafts and tooling, enables the system to operate with all types of circuit breakers produced by major switchgear manufacturers. The **CBS ArcSafe** remote racking system can operate with draw-out types of air, SF6, oil, and vacuum circuit breakers that have either a horizontal or vertical racking operation.

### BENEFITS

- Remote operation places operator outside the arc-flash protection boundary.
- Compatible with low- and medium-voltage circuit breakers produced by all major switchgear manufacturers.
- Use with horizontal and vertical types of air, SF6, oil, and vacuum circuit breakers.
- Height and angle of the drive are easily adjusted.
- Quick-release drive shafts and couplings simplify setup.
- Redundant over-racking protection provided.
- Seamless transfer of AC/DC power.
- Hand-truck design provides easy mobility.



- A) Westinghouse, Cutler-Hammer, Eaton, Square D: DS, DSL, DSII  
B) GE: AKD-5 (AK)  
C) GE: Magne-Blast

### Current Control Module

CCMs ship with all RRS units and provide directional, timing, and current control in addition to other helpful features. For more information, see page 18.



US PATENT NO. 8,151,452B2

Rotary Remote Racking Tools

Extractor Remote Racking Tools

Single-Use Remote Racking Tools

Handheld Racking Tools

Remote Switch Operators, Actuators & Kits

## SPECIFICATIONS

**WEIGHT** . . . 180 lbs.

**BATTERY LIFE** . . . >50 operations\*

**SYSTEM VOLTAGE** . . . 24 V DC

**INPUT VOLTAGE** . . . 120 ±10% V AC, 47-63 Hz<sup>†</sup>

**MAXIMUM AC CURRENT** . . . 12.2 A

**DRIVE MOTOR POWER** . . . 250 W

**DRIVE ASSEMBLY SPEED** . . . 80 RPM

**CHARGE TIME** . . . Approx. 6 hours

**DIMENSIONS** . . . 74" H x 26" W x 38.1" D

**OPERATING DISTANCE** . . . 35 ft.<sup>‡</sup>

\*Number of operations is dependent on the nature of the operation

<sup>†</sup>May be custom ordered to match different local power standards

<sup>‡</sup>Standard configuration; contact CBS ArcSafe for other options

## TOOLING COMPATIBILITY

The RRS-1 is compatible with the following circuit breaker models:\*

ABB-AmVac	Asea-MV	General Electric-Magne-blast	Reyrolle-LMT
ABB-AdVac	Brusk-VSI	General Electric-Magne-blast (Canadian)	Reyrolle-LMT2
ABB-HD4	Controlled Power-HVF	General Electric-PowerBreak	Schneider/Square D-Evolis
ABB-HPA	Cutler-Hammer/Eaton-Magnum DS	General Electric-PowerBreak II	Schneider/Square D-LF
ABB-VD4	Cutler-Hammer/Eaton/Square D/ Westinghouse-DS	General Electric-PowerVac	Schneider/Square D-Masterpact NT
ABB-Vmax	Cutler-Hammer/Eaton/Square D/ Westinghouse-DSL	General Electric-WavePro	Schneider/Square D-Masterpact NW
ABB/BBC/ITE-38 HKV	Cutler-Hammer/Eaton/Square D/ Westinghouse-DSL	Hawker-D8XE	Siemens-3AF
ABB/BBC/ITE-GHK	Cutler-Hammer/Eaton/Square D/ Westinghouse-DSII	Hawker-HG12	Siemens-81000
ABB/BBC/ITE-HK	Cutler-Hammer/Eaton/ Westinghouse-VCP-W	Hitachi-AK	Siemens-8BK20
ABB/BBC/ITE-HK-1000	Cutler-Hammer/Westinghouse-SPB	Howe-Yin-HVC	Siemens-8BKE
ABB/BBC/ITE-K-Line	Cutler-Hammer/Westinghouse-VCP	Howe-Yin-HVD	Siemens-GMI
ABB/BBC/ITE-LK	Cutler-Hammer/Westinghouse-VCP-T	ITE-K Series	Siemens-NX-Air
ABB/BBC/ITE-MB	Efacec-QBN7	Konkar-VK	Siemens-Simoprime
ABB/BBC/ITE-SBKJ	FPE-DST	Larson & Toubro-TF	Square D-VR
ABB/BBC/ITE-VHK	FPE-FMS-4	McGraw Edison-PSD	Siemens-WL
ABB/BBC/ITE-VKB	FPE-FPS-4	McGraw Edison-WS	Siemens/Siemens-Allis-RL
ABB/Sace-Emax	FPE-H Series	McGraw Edison-WSA	Siemens/Siemens-Allis-VV
ABB/Sace-Isomax	Fuji-Type T	Merlin Gerin-DA	Square D-SE
ABB/Sace-Megamax	Fuji-VCB	Merlin Gerin-FG2	Square D-VAD-1
ABB/Sace-Tmax	GEC-VMX	Merlin Gerin-LF2	Square D-VAD-2
Allis-Chalmers-AM	General Electric-AK	Merlin Gerin-Masterpact MP	Square D-VAD-3
Allis-Chalmers-Ruptair	General Electric-AKR	Merlin Gerin-Selpact	Sylvania-SSPB
Allis-Chalmers/Siemens-Allis-FCV	General Electric-AMH	Mitsubishi-DHP	Terasaki-AT
Allis-Chalmers/Siemens-Allis-G Series	General Electric-AMH (34.5kV)	Mitsubishi-HC-Z	Toprank-HV12
Allis-Chalmers/Siemens-Allis-LA	General Electric-AMH (34.5kV)	Mitsubishi-VPR	Toshiba-VK
Alstom-HVX	General Electric-EntelliGuard	Mitsubishi-WS	Westinghouse-B28B
Alstom-HWX	General Electric-EntelliGuard G	Nuova Magrini Galileo-B-Control	Westinghouse-DB
Alstom/GEC-SBV	General Electric-FK	Powell-PowIVac	Westinghouse-DH
Areva-HVX		Power Solutions-BV	Westinghouse-DHP

\*Developed tooling listed; CBS ArcSafe can also develop new tooling for customers.



Rotary Remote  
Racking Tools

Extractor Remote  
Racking Tools

Single-Use Remote  
Racking Tools

Handheld  
Racking Tools

Remote Switch  
Operators,  
Actuators & Kits

## RRS-1

## Guide to the RRS-1 Universal Rotary Remote Racking System

Rotary Remote  
Racking Tools

Extractor Remote  
Racking Tools

Single-Use Remote  
Racking Tools

Handheld  
Racking Tools


Remote Switch  
Operators,  
Actuators & Kits

- 1 Height Adjustment Handle
- 2 CCM Status Indicator Light
- 3 Storage Bag
- 4 Drive Motor Gearbox
- 5 Drive Motor
- 6 CCM Status Indicator Siren
- 7 AC Power Input Receptacle
- 8 Wired Pendant Station
- 9 Main Power Disconnect
- 10 Floor Lock
- 11 Frame
- 12 Wired Pendant Coil Cord
- 13 Current Control Module (CCM)
- 14 Control Cabinet
- 15 Power Supply
- 16 Slide Rail
- 17 Drive Motor Brake
- 18 Torque Limiter Assembly
- 19 Spring-Loaded Drive Head
- 20 Front Wheels
- 21 Rear Wheels



To compare CBS ArcSafe's remote racking and extraction systems with our competitors', see page 200.





Rotary Remote  
Racking Tools

Extractor Remote  
Racking Tools

Single-Use Remote  
Racking Tools

Handheld  
Racking Tools

Remote Switch  
Operators,  
Actuators & Kits

## RRS-1 LT

## Lightweight Rotary Remote Racking System

The RRS-1 LT system is **CBS ArcSafe's** lightweight and compact counterpart to the industry-leading RRS-1 universal rotary remote racking system. The RRS-1 LT is designed specifically for applications and environments where a weight and/or size constraint may limit the use of the RRS-1. To meet the design requirements for the RRS-1 LT, **CBS ArcSafe** had to minimize the size and weight of the unit, therefore decreasing the rating. **CBS ArcSafe** recommends using the RRS-1 LT primarily on low-voltage circuit breakers requiring no more than 20 pound-feet of racking torque.

### BENEFITS

- **Complete RRS-1 unit has been broken down into three modular systems on the RRS-1 LT to reduce the overall size and weight.**
- Ideal for applications where users must transport racking unit by themselves through tight spaces, or up stairways.
- Utilizes same dual-redundant racking protection via the Current Control Module (CCM) and mechanical torque limiter, giving users two means of protection against damaging equipment during racking operations.
- Welded steel frame of the RRS-1 has been replaced with a lightweight, extruded aluminum frame that supports customization based on specific application requirements.
- Large drive motor has been upgraded to a compact, brushless DC gear motor assembly.
- Height adjustment rail on the RRS-1 has been replaced with a lightweight, manually operated, quick-release slide assembly.
- Control cabinet housing all electronics vital for operation has been integrated into a separate rugged case for simple transportation and storage.
- Large rubber wheels have been upgraded with a smaller and lighter replacement.
- Intelligent AC/DC power system allows the unit to run on battery or AC power.
- Two-station high-reach vertical adjustment capable of reaching breaker racking mechanisms up to 80" high. Also included is a wireless remote control that allows users to operate the unit from up to 300 ft. away.

### SPECIFICATIONS

- WEIGHT** . . . 135 lbs.
- BATTERY LIFE** . . . >50 operations\*
- SYSTEM VOLTAGE** . . . 24 V DC
- INPUT VOLTAGE** . . . 120 ±10% V AC, 47-63 Hz<sup>†</sup>
- PERMISSIBLE TORQUE** . . . 20 lb.-ft.
- DRIVE MOTOR POWER** . . . 200 W
- DRIVE ASSEMBLY SPEED** . . . 60 RPM
- CHARGE TIME** . . . Approx. 4 hours
- DIMENSIONS** . . . 60" H x 22" W x 27" D
- OPERATING DISTANCE** . . . 300 ft.<sup>‡</sup>

\*Number of operations is dependent on the nature of the operation

<sup>†</sup>May be custom ordered to match different local power standards

<sup>‡</sup>Radio remote control standard on RRS-1 LT

### Current Control Module

CCMs ship with all RRS units and provide directional, timing, and current control in addition to other helpful features. For more information, see page 18.



PATENT PENDING

Rotary Remote Racking Tools

Extractor Remote Racking Tools

Single-Use Remote Racking Tools

Handheld Racking Tools

Remote Switch Operators, Actuators & Kits

- 1 Aluminum Frame
- 2 Transport Handle
- 3 Main Disconnect
- 4 Current Control Module
- 5 RSO-IV LT Controller
- 6 AC/DC Power Supply
- 7 Floor Lock
- 8 Rear Wheels
- 9 Slide Rail
- 10 Motor Drive Controller
- 11 Spring-Loaded Drive Head
- 12 Torque Limiter Assembly
- 13 Tether Hooks
- 14 Drive Motor
- 15 Height Adjust Handles
- 16 Front Wheels



See tooling list on page 7 for compatible equipment.  
Not all tooling available for RRS-1 LT.

To compare CBS ArcSafe's remote racking and extraction systems with our competitors', see page 200.

Rotary Remote Racking Tools

Extractor Remote Racking Tools

Single-Use Remote Racking Tools

Handheld Racking Tools

Remote Switch Operators, Actuators & Kits



## RRS-4

# Remote Racking System

With Smart Rack Technology

engineer  
2012  
PRODUCT  
OF THE  
YEAR

The RRS-4 boasts many of the same structural and mechanical components as the **CBS ArcSafe** RRS-1 unit, making the RRS-4 the most portable, easily adjustable, and user-friendly remote racking system in the industry today.

**What makes the RRS-4 different from its RRS-1 counterpart, and any other remote racking system on the market, is its dual-mode, source-programmable controller.**

### OPERATING MODES

The current control monitoring (CCM) mode is a truly universal operating mode capable of racking virtually any rotary-style breaker and requires minimal setup. In SEK mode, users create a custom profile that includes real-time breaker location feedback for each breaker style being operated. Both modes are considered source programmable — all setup and operation can be done in the field without factory assistance by following the setup procedures detailed in the manual.

The RRS-4 is powered via standard 120 V AC wall power or the internal batteries (which provide approximately 30–60 racking operations depending on the application) when wall power is not available. The RRS-4 comes standard with a corded 35-foot pendant station (extended lengths available) and a wireless radio remote pendant station capable of operating the unit from over 300 feet away.

### BENEFITS

- Two operating modes:
  - CCM Mode:** Current control monitoring mode
  - SEK Mode:** Turn-counting mode
- Real-time breaker location feedback in SEK mode.
- AC/DC power system.
- Source programmable — all setup and operation can be done in the field without factory assistance.
- Hand-truck design provides easy mobility.
- Status indicator lets the operator know when racking is complete.
- Dual-redundant racking protection.



## SPECIFICATIONS

- WEIGHT** . . . 200 lbs.
- BATTERY LIFE** . . . >50 operations\*
- SYSTEM VOLTAGE** . . . 24 V DC
- INPUT VOLTAGE** . . . 120 ±10% V AC, 47-63 Hz†
- MAXIMUM AC CURRENT** . . . 12.2 A
- DRIVE MOTOR POWER** . . . 250 W
- DRIVE ASSEMBLY SPEED** . . . Variable: 60/80 RPM
- CHARGE TIME** . . . Approx. 6 hours
- DIMENSIONS** . . . 74" H x 26" W x 38.1" D
- OPERATING DISTANCE** . . . 35 ft. wired; 300 ft. wireless‡

\*Number of operations is dependent on the nature of the operation

†May be custom ordered to match different local power standards

‡Standard configuration; contact CBS ArcSafe® for other options



A) Westinghouse, Cutler-Hammer, Eaton, Square D: DS, DSL, DSII  
 B) GE: AKD-5 (AK)  
 C) GE: Magne-Blast

## TOOLING COMPATIBILITY

The RRS-4 is compatible with the following circuit breaker models:

ABB-AmVac	Areva-HVX	General Electric-PowerBreak	Schneider/Square D-Evolis
ABB-AdVac	Asea-MV	General Electric-PowerBreak II	Schneider/Square D-LF
ABB-HD4	Brusk-VSI	General Electric-PowerVac	Schneider/Square D-Masterpact NT
ABB-HPA	Controlled Power-HVF	General Electric-WavePro	Schneider/Square D-Masterpact NV
ABB-VD4	Cutler-Hammer/Eaton-Magnum DS	Hawker-D8XE	Siemens-3AF
ABB-Vmax	Cutler-Hammer/Eaton/Square D/Westinghouse-DS	Hawker-HG12	Siemens-81000
ABB/BBC/ITE-38 HKV	Cutler-Hammer/Eaton/Square D/Westinghouse-DSL	Hitachi-AK	Siemens-8BK20
ABB/BBC/ITE-GHK	Cutler-Hammer/Eaton/Square D/Westinghouse-DSII	Howe-Yin-HVC	Siemens-8BKE
ABB/BBC/ITE-HK	Cutler-Hammer/Eaton/Westinghouse-VCP-W	Howe-Yin-HVD	Siemens-GMI
ABB/BBC/ITE-HK-1000	Cutler-Hammer/Westinghouse-SPB	ITE-K Series	Siemens-NX-Air
ABB/BBC/ITE-K-Line	Cutler-Hammer/Westinghouse-VCP	Konkar-VK	Siemens-Simoprime
ABB/BBC/ITE-LK	Cutler-Hammer/Westinghouse-VCP-T	Larson & Toubro-TF	Square D-VR
ABB/BBC/ITE-MB	Efacec-QBN7	McGraw Edison-PSD	Siemens-WL
ABB/BBC/ITE-SBKJ	FPE-DST	McGraw Edison-WS	Siemens/Siemens-Allis-RL
ABB/BBC/ITE-VHK	FPE-FMS-4	McGraw Edison-WSA	Siemens/Siemens-Allis-VV
ABB/BBC/ITE-VKB	FPE-FPS-4	Merlin Gerin-DA	Square D-SE
ABB/BBC/ITE-HV	FPE-H Series	Merlin Gerin-FG2	Square D-VAD-1
ABB/Sace-Emax	Fuji-Type T	Merlin Gerin-LF2	Square D-VAD-2
ABB/Sace-Isomax	Fuji-VCB	Merlin Gerin-Masterpact MP	Square D-VAD-3
ABB/Sace-Megamax	GEC-VMX	Merlin Gerin-Selpact	Sylvania-SSPB
ABB/Sace-Tmax	General Electric-AK	Mitsubishi-DHP	Terasaki-AT
Allis-Chalmers-AM	General Electric-AKR	Mitsubishi-HC-Z	Toprank-HV12
Allis-Chalmers-Ruptair	General Electric-AMH	Mitsubishi-VPR	Toshiba-VK
Allis-Chalmers/Siemens-Allis-FCV	General Electric-AMH (34.5kV)	Mitsubishi-WS	Westinghouse-B28B
Allis-Chalmers/Siemens-Allis-G Series	General Electric-EntelliGuard	Nuova Magrini Galileo-B-Control	Westinghouse-DB
Allis-Chalmers/Siemens-Allis-LA	General Electric-EntelliGuard G	Powell-PowVac	Westinghouse-DH
Alstom-HVX	General Electric-FK	Power Solutions-BV	Westinghouse-DHP
Alstom-HWX	General Electric-Magne-blast	Reyrolle-LMT	
Alstom/GEC-SBV	General Electric-Magne-blast (Canadian)	Reyrolle-LMT2	

\*Developed tooling listed; CBS ArcSafe can also develop new tooling for customers.

Rotary Remote Racking Tools

Extractor Remote Racking Tools

Single-Use Remote Racking Tools

Handheld Racking Tools

Remote Switch Operators, Actuators & Kits

## RRS-4

## Guide to the RRS-4 Universal Rotary Remote Racking System

- 1 Height Adjustment Handle
- 2 CCM Status Indicator Light
- 3 Drive Motor Gearbox
- 4 Drive Motor Brake
- 5 Wired Pendant Station
- 6 CCM Status Indicator Siren
- 7 AC Power Input Receptacle
- 8 Battery Indicator
- 9 Frame
- 10 Storage Bag
- 11 Control Cabinet
- 12 PD Alert (Partial Discharge Sensor)
- 13 Power Supply
- 14 Slide Rail
- 15 Torque Limiter Assembly
- 16 Drive Encoder
- 17 Drive Motor
- 18 Wireless Pendant Station
- 19 User Interface
- 20 Main Disconnect
- 21 Front Wheels
- 22 Rear Wheels



To compare CBS ArcSafe's remote racking and extraction systems with our competitors', see page 200.



Rotary Remote Racking Tools

Extractor Remote Racking Tools

Single-Use Remote Racking Tools

Handheld Racking Tools

Remote Switch Operators, Actuators & Kits



## RRS-1

## RRS-4

### Available Options

Some options not available for use with RRS-1 LT. Contact CBS ArcSafe for details.


#### CCM Radio Remote

The CCM radio remote option allows users to operate the RRS and monitor the racking status wirelessly from up to 300 ft. away. Ideal for users with extended distance requirements or those who wish to monitor the status of the racking operation remotely.



#### Wireless/Wired Video System

The wireless/wired video system allows users to monitor the remote racking operation from up to 300 ft. away using an RRS-mounted camera and stand-alone monitor. Ideal for users who will be visually separated from the RRS during the remote operation.



#### Transport Skid

The transport skid features a built-in ramp for loading and unloading integrated spring-loaded latches to secure the ramp when not in use. Ideal for transporting equipment to remote or difficult-to-access locations.



#### LED Light

The LED light accessory adds a forward-facing, high-intensity light source with pan and tilt capability to the front of the RRS. Ideal for setting up the RRS or installing RRS tooling in low-light environments.

#### Water-Resistant Cover

It is recommended that the RRS be stored in a dry, temperature-controlled environment. Because this is not always possible, CBS ArcSafe offers a water-resistant cover that protects the RRS from contact with small amounts of liquid.



#### Pneumatic Tires

The air-filled pneumatic tires provide a cushioning effect and reduce wear on the RRS unit during transport. Ideal for customer applications where transportation or use on uneven, rocky, or gravel surfaces is likely to occur.



#### Wired Pendant Extensions

The wired pendant extension(s) allows users to operate the RRS from extended distances while remaining tethered to the unit. Ideal for use in facilities with extended distance requirements that also restrict radio-controlled device transmission.



#### Stair Climber Rails

The stair climber rails provide a low-friction surface for use when transporting the RRS up and down stairs and provide a level of protection to the control cabinet during everyday use. Ideal for applications requiring transportation up or down stairways.

Rotary Remote Racking Tools

Extractor Remote Racking Tools

Single-Use Remote Racking Tools

Handheld Racking Tools

Remote Switch Operators, Actuators & Kits

## RRS-1

## RRS-4

### Available Options

Some options not available for use with RRS-1 LT. Contact CBS ArcSafe for details.

#### Power Slide

The power slide system utilizes a motor instead of the standard handle to raise and lower the drive assembly. Ideal for applications requiring users to quickly and easily switch between racking heights for different breakers.



#### High Lift

The high lift option is required to remotely rack any equipment with a racking mechanism more than 66 inches off the ground. Ideal for users who wish to rack breakers with extremely high racking mechanisms that would otherwise cause issues during manual operation.



#### Magne-Blast Supervisory Link

The MBSL allows RRS to interface with the pre-existing control circuit and cubicle-mounted limit switches within GE Magne-Blast gear. Ideal for users who want to control the RRS by utilizing the pre-existing Magne-Blast control scheme.



#### Tether System

The tether kit provides a universal link between the RRS and the electrical equipment being remotely racked. Ideal for users who wish to remotely rack breakers with moving racking mechanisms.



#### Low-Speed/Jog

The low-speed/jog option consists of a high-torque/low-speed gearbox, as well as manual jog control for the RRS operation. Ideal for applications requiring added torque output and/or more precise control.



#### Front Casters

The front casters allow for maximum mobility even in the tightest spaces, simplifying installation and setup in these locations. Ideal for tight or constrained areas where users may otherwise have difficulty maneuvering the RRS.

### PD Alert

Partial Discharge: The First Line of Defense



#### PD Alert Sensor

PD Alert provides an additional layer of safety for technicians tasked with racking or removing circuit breakers and motor control centers. In the event of a breakdown in line-to-line or line-to-ground insulation, the programmable PD Alert radio frequency (RF) noncontact sensor issues a visual strobe alarm or digital alarm via email or SMS text message. Compatible with RRS-1, RRS-1 LT, RRS-4 and RRS-2 only; also works as stand-alone sensor.



Rotary Remote Racking Tools

Extractor Remote Racking Tools

Single-Use Remote Racking Tools

Handheld Racking Tools

Remote Switch Operators, Actuators & Kits

## Current Control Module

### Current Control Module

The Current Control Module (CCM) gives the operator more control over the remote racking operation, including direction, manual and automation operation, and current control and current recording. High-current demands can indicate mechanical problems, including the need for lubrication.

#### Features for all RRS units:

- Indicator shows low power.
- Install and remove directional control (some switchgear use counterclockwise for install and clockwise for remove).
- Manual current control allows the operator to both monitor and record the current draw during the racking operation.
- Simple to change to/from manual and to/from automatic operation.
- Maximum current operation records the highest current reached during the racking operation.
- Adjustable time-stop parameter allows the current to spike briefly without stopping the racking procedure. For instance, some breakers may have a small increase in resistance while being racked because they are not well lubricated.

#### Additional features for the RRS-1:

- Ability to work with any control voltage when equipped with the Magne-Blast Supervisory Link, eliminating the need to change relays for different control voltages.
- Gives location feedback when operating Magne-Blast Supervisory Link by displaying dots on the screen for the fully installed and removed positions.
- Built-in coast-down timers for Magne-Blast Supervisory Link operation, which can be adjusted from the CCM itself.
- Automatically reverses motor rotation for use with the geared adapter when the machine is working in supervisory link mode on Magne-Blast circuit breakers.
- Built-in jog timers for machines equipped with the low-speed/jog function, which can be adjusted from the CCM itself.





# Remote Racking Systems

## For Extractor-Type Equipment

**RRS®-2**



**RRS®-2 BE**



Rotary Remote Racking Tools

Extractor Remote Racking Tools

Single-Use Remote Racking Tools

Handheld Racking Tools

Remote Switch Operators, Actuators & Kits

Compatible with all switchgear manufacturers, including:

- |                  |                            |                    |                 |
|------------------|----------------------------|--------------------|-----------------|
| ■ ABB            | ■ Controlled Power         | ■ General Electric | ■ Reyrolle      |
| ■ AEG            | ■ Cutler-Hammer            | ■ Hyundai          | ■ Schneider     |
| ■ Allis-Chalmers | ■ Eaton                    | ■ ITE              | ■ Siemens       |
| ■ Alstom         | ■ Federal Pacific Electric | ■ McGraw-Edison    | ■ Siemens-Allis |
| ■ Areva          | ■ Federal Pioneer          | ■ Merlin Gerin     | ■ Square D      |
| ■ Asea           | ■ Fuji                     | ■ Mitsubishi       | ■ Toshiba       |
| ■ BBC            | ■ GEC                      | ■ Powell           | ■ Westinghouse  |

NOTE: All manufacturers' names, trademarks, and part numbers are used for reference purposes only. CBS ArcSafe, Inc., is not an authorized distributor or representative of manufacturers shown. Designated trademarks, brand names, and brands appearing herein are the property of their respective owners.

## RRS-2 Remote Racking System For Extraction-Style Circuit Breakers



The CBS ArcSafe RRS-2 is a portable and highly configurable remote racking system built to rack all circuit breakers with non-rotary racking mechanisms while keeping the operator outside of the arc-flash boundary. The operator is able to manipulate the breaker-specific tooling, available for numerous makes and models of switchgear, via a wired or wireless pendant station from up to 300 feet away. The RRS-2 is powered by a redundant AC/DC system that utilizes either standard AC power or the internal battery to run the unit. Absolutely no modifications to the switchgear or circuit breaker are necessary to perform remote racking with the RRS-2. Prior to ordering, CBS ArcSafe recommends on-site evaluation by a company representative to ensure the proper equipment is provided for each customer based on their particular switchgear and specific requests.



US PATENT 8,063,323 B1

### Current Control Module

CCMs ship with all RRS units and provide directional, timing, and current control in addition to other helpful features. For more information, see page 18.



Rotary Remote Racking Tools

Extractor Remote Racking Tools

Single-Use Remote Racking Tools

Handheld Racking Tools

Remote Switch Operators, Actuators & Kits

## BENEFITS

- Remote operation places operator outside the arc-flash protection boundary.
- Use with low- and medium-voltage circuit breakers produced by all the major switchgear manufacturers.
- Use with many lever-actuated racking switchgear models that do not utilize rotary racking mechanisms.
- Easily adjust actuator height.
- Quick-connect and -release drive actuators simplify setup.
- Redundant AC/DC power.
- Hand-truck design provides easy mobility.

## TOOLING COMPATIBILITY

The RRS-2 is compatible with the following circuit breaker models:

- ABB- RMMVAC (FC & FS Replacement)
- Allis Chalmers, Siemens Allis, Siemens - FA & FC(V)-350, 500, 750, 1000-A(-1) & B
- Allis Chalmers, Siemens Allis, Siemens - FA, FB, FC-250, 350, 500, 750, 1000
- Allis Chalmers, Siemens Allis, Siemens - MA-150, 250, 350
- Allis Chalmers, Siemens Allis, Siemens - MA-150, 250, 350A(-1)
- Allis Chalmers, Siemens Allis, Siemens - MA-150, 250, 350B(-1)
- Allis Chalmers, Siemens Allis, Siemens - MA-150, 250, 350C(-1)
- Allis Chalmers, Siemens Allis, Siemens - MA-75A
- Controlled Power - 38kV
- Eaton - DST-2-VR
- EPE - VFT-12
- FPE - DST-2 (5-15kV, 1200-3000A, 75-750MVA)
- FPE - DST-2 (15kV, 3000A, 1000MVA)
- General Electric - AK-1/2-50/75
- General Electric - AK-1/2-50/75 (Nelson)
- General Electric - AK-1-25
- General Electric - AK-2-25
- General Electric - AK-2-25 (Nelson)
- General Electric - AL
- ITE - HV (15kV)
- Merlin Gerin - FG-2
- Merlin Gerin - Fluarc FG-1
- Sace Bergamo - DR (5-15kV, 1200-3000A, 75-750MVA)
- Sace Bergamo - DR (15kV, 3000A, 1000MVA)
- Siemens - 8BD1
- Siemens - FSV
- Siemens - MSV
- Tamco - VK
- Westinghouse - DA-50
- Westinghouse - DA-75
- Westinghouse - DB-15
- Westinghouse - DB-25
- Westinghouse - DB-50

\*Developed tooling listed; CBS ArcSafe can also develop new tooling for customers.


## SPECIFICATIONS

- WEIGHT** . . . 160 lbs.
- BATTERY LIFE** . . . >50 operations\*
- SYSTEM VOLTAGE** . . . 24 V DC
- INPUT VOLTAGE** . . . 120 ±10% V AC, 47-63 Hz<sup>†</sup>
- MAXIMUM AC CURRENT** . . . 12.2 A
- EXT. ACTUATOR FORCE** . . . 600 lbs.
- EXT. ACTUATOR SPEED** . . . 1.0"/second
- CHARGE TIME** . . . Approx. 6 hours
- DIMENSIONS** . . . 60" H x 26" W x 36" D
- OPERATING DISTANCE** . . . 35 ft. wired; 300 ft. wireless<sup>‡</sup>

\*Number of operations is dependent on the nature of the operation

<sup>†</sup>May be custom ordered to match different local power standards

<sup>‡</sup>Standard configuration, contact CBS ArcSafe® for other options



A) Allis-Chalmers, Siemens Allis, Siemens: MA-150, 250, 350B

B) Allis-Chalmers, Siemens Allis, Siemens: MA-150, 250, 350C

C) FPE: DST-II

D) GE: AK-1-25



## RRS-2

## Guide to the RRS-2 Universal Extractor Remote Racking System

- 1 Slide Rail
- 2 Height Adjustment Lever
- 3 Wired Pendant Coil Cord
- 4 Wired Pendant Station
- 5 AC Power Input Receptacle
- 6 Storage Bag
- 7 Current Control Module (CCM)
- 8 PD Alert (Partial Discharge Sensor)
- 9 Control Cabinet
- 10 Power Supply
- 11 Steel Frame
- 12 Junction Box
- 13 Main Actuator
- 14 Tooling Attach Point
- 15 Cabinet Attachment Spreader Bar
- 16 Telescope Tube
- 17 Main Disconnect
- 18 Front Wheels
- 19 Rear Wheels



To compare CBS ArcSafe's remote racking and extraction systems with our competitors', see page 200.

Rotary Remote  
Racking Tools

Extractor Remote  
Racking Tools

Single-Use Remote  
Racking Tools

Handheld  
Racking Tools

Remote Switch  
Operators,  
Actuators & Kits





Rotary Remote  
Racking Tools

Extractor Remote  
Racking Tools

Single-Use Remote  
Racking Tools

Handheld  
Racking Tools

Remote Switch  
Operators,  
Actuators & Kits

## RRS-2 BE Remote Racking System



The RRS-2 BE is designed specifically for motor control center (MCC) bucket removal applications where users normally would be required to perform the install or remove operation manually, exposing them to the potential hazards and lethal consequences of an arc flash. Designed to be extremely versatile, the RRS-2 BE is suited for use in all environments, from grueling applications in a power-generation facility to clean rooms at a high-tech manufacturing plant.

### BENEFITS

Setup and operation of the RRS-2 BE are very similar to that of the standard RRS-2, allowing users familiar with the RRS-2 to easily transition between the two devices with no additional training required. RRS-2 BE benefits include:

- Control cabinet housing all of the electronics vital for operation has been integrated into a separate rugged case for simple transportation and storage.
- Large linear actuator has been replaced with a compact, adjustable travel linear actuator more suited to the forces required for motor control center (MCC) buckets instead of large breakers.
- Steel frame of the RRS-2 has been modified to accept the specialized tooling required for MCC bucket install and to remove applications.
- Modular construction reduces weight compared to RRS-2 model.
- Dual-channel-enabled operation allows users to carefully control the MCC bucket install and remove operations.
- Intelligent AC/DC power system allows the unit to run on battery or AC power.
- Two-station high-reach vertical adjustment capable of reaching MCC buckets up to 80 inches high. Also included is a wireless remote control, allowing users to operate the unit from up to 300 feet away.

To compare CBS ArcSafe's remote racking and extraction systems with our competitors', see page 200.

US PATENT NO. 8,161,631B1

### SPECIFICATIONS

**WEIGHT** . . . 105 lbs.

**BATTERY LIFE** . . . >50 operations\*

**SYSTEM VOLTAGE** . . . 24 V DC

**INPUT VOLTAGE** . . . 120 ±10% V AC, 47-63 Hz†

**CHARGE TIME** . . . Approx. 4 hours


**DIMENSIONS** . . . 74" H x 25" W x 32" D

**OPERATING DISTANCE** . . . 300 ft.‡

\*Number of operations is dependent on the nature of the operation

†May be custom ordered to match different local power standards

‡Radio remote control standard on RRS-2 BE



### RSO-IIBE FOR THE RRS-2 BE

The RSO-IIBE functions as the user interface for the RRS-2 BE MCC bucket racking system. The RSO-IIBE is housed in a rugged, portable case and uses many of the same components and controls as the control cabinet found on the RRS-2. The RSO-IIBE is designed to work specifically with the specialized tooling required for use with the RRS-2 BE and MCC buckets. The RSO-IIBE features an intelligent AC/DC power system that uses a power supply mounted to the RRS-2 BE frame to charge the internal batteries or run the unit off of AC power.

RSO-II: US PATENT NO. 8,161,631B1

Rotary Remote  
Racking Tools

Extractor Remote  
Racking Tools

Single-Use Remote  
Racking Tools

Handheld  
Racking Tools

Remote Switch  
Operators,  
Actuators & Kits

- 1 Steel Frame
- 2 Radio Remote Control
- 3 Main Disconnect
- 4 Local Control
- 5 RSO-IIBE Controller
- 6 AC/DC Power Supply
- 7 Floor Locks
- 8 Height Adjustment Rail
- 9 Application-Specific Tooling
- 10 Extraction Actuator
- 11 Magnet Bar
- 12 Height-Adjustment Mount
- 13 Front Wheels
- 14 Rear Wheels



## RRS-2

### Available Options

Some options not available for use with RRS-2 BE. Contact CBS ArcSafe for details.


#### CCM Radio Remote

The CCM radio remote option allows users to operate the RRS and monitor the racking status wirelessly from up to 300 ft. away. Ideal for users with extended distance requirements or those who wish to monitor the status of the racking operation remotely.



#### Wireless/Wired Video System

The wireless/wired video system allows users to monitor the remote racking operation from up to 300 ft. away using an RRS-mounted camera and stand-alone monitor. Ideal for users who will be visually separated from the RRS during the remote operation.



#### Transport Skid

The transport skid features a built-in ramp for loading and unloading integrated spring-loaded latches to secure the ramp when not in use. Ideal for transporting equipment to remote or difficult-to-access locations.



#### LED Light

The LED light accessory adds a forward-facing, high-intensity light source with pan and tilt capability to the front of the RRS. Ideal for setting up the RRS or installing RRS tooling in low-light environments.

#### Water-Resistant Cover

It is recommended that the RRS be stored in a dry, temperature-controlled environment. Because this is not always possible, CBS ArcSafe offers a water-resistant cover that protects the RRS from contact with small amounts of liquid.



#### Pneumatic Tires

The air-filled pneumatic tires provide a cushioning effect and reduce wear on the RRS unit during transport. Ideal for customer applications where transportation or use on uneven, rocky, or gravel surfaces is likely to occur.

Rotary Remote  
Racking Tools

Extractor Remote  
Racking Tools

Single-Use Remote  
Racking Tools

Handheld  
Racking Tools

Remote Switch  
Operators,  
Actuators & Kits



## RRS-2

### Available Options

Some options not available for use with RRS-2 BE. Contact CBS ArcSafe for details.

#### Wired Pendant Extensions

The wired pendant extension(s) allows users to operate the RRS from extended distances while remaining tethered to the unit. Ideal for use in facilities with extended distance requirements that also restrict radio-controlled device transmission.



#### Stair Climber Rails

The stair climber rails provide a low-friction surface for use when transporting the RRS up and down stairs and provide a level of protection to the control cabinet during everyday use. Ideal for applications requiring transportation up or down stairways.




#### PD Alert

Partial Discharge: The First Line of Defense

#### PD Alert Sensor

PD Alert provides an additional layer of safety for technicians tasked with racking or removing circuit breakers and motor control centers. In the event of a breakdown in line-to-line or line-to-ground insulation, the programmable PD Alert radio frequency (RF) noncontact sensor issues a visual strobe alarm or digital alarm via email or SMS text message. Compatible with RRS-1, RRS-1 LT, RRS-4 and RRS-2 only; also works as stand-alone sensor.



#### High Lift

The high lift option is required to remotely rack any equipment with a racking mechanism more than 66 inches off the ground. Ideal for users who wish to rack breakers with extremely high racking mechanisms that would otherwise cause issues during manual operation.



#### Front Casters

The front casters allow for maximum mobility even in the tightest spaces, simplifying installation and setup in these locations. Ideal for tight or constrained areas where users may otherwise have difficulty maneuvering the RRS.

Rotary Remote Racking Tools

Extractor Remote Racking Tools

Single-Use Remote Racking Tools

Handheld Racking Tools

Remote Switch Operators, Actuators & Kits

## RRS®-3

# Single-Use Portable Remote Racking Systems

**CBS ArcSafe** single-use remote racking systems (RRS-3s) are designed to remotely rack a single style of circuit breaker utilizing a portable, stand-alone device. The RRS-3 units are most commonly assisted by strong magnets, eliminating the need to modify switchgear. This allows operators to easily move the RRS-3 from one breaker to another.

The RRS-3 system is an inexpensive single-application remote racking system that allows the operator to install and remove a breaker with a hand-control unit while standing up to 75 feet away. Each **CBS ArcSafe** RRS-3 is custom built to your electrical equipment so that it can safely operate your switchgear.

**RRS-3 MBII**



**RRS-3 MDS**



**RRS-3 VB**



Compatible with all switchgear manufacturers, including:

- |                  |                            |                    |                 |
|------------------|----------------------------|--------------------|-----------------|
| ■ ABB            | ■ Controlled Power         | ■ General Electric | ■ Reyrolle      |
| ■ AEG            | ■ Cutler-Hammer            | ■ Hyundai          | ■ Schneider     |
| ■ Allis-Chalmers | ■ Eaton                    | ■ ITE              | ■ Siemens       |
| ■ Alstom         | ■ Federal Pacific Electric | ■ McGraw-Edison    | ■ Siemens-Allis |
| ■ Areva          | ■ Federal Pioneer          | ■ Merlin Gerin     | ■ Square D      |
| ■ Asea           | ■ Fuji                     | ■ Mitsubishi       | ■ Toshiba       |
| ■ BBC            | ■ GEC                      | ■ Powell           | ■ Westinghouse  |

NOTE: All manufacturers' names, trademarks, and part numbers are used for reference purposes only. CBS ArcSafe, Inc., is not an authorized distributor or representative of manufacturers shown. Designated trademarks, brand names, and brands appearing herein are the property of their respective owners.

Rotary Remote Racking Tools

Extractor Remote Racking Tools

Single-Use Remote Racking Tools

Handheld Racking Tools

Remote Switch Operators, Actuators & Kits

## RRS-3

## Single-Use Portable Remote Racking System

### BENEFITS

- Lightweight, portable construction
- Mechanical and electrical safety protection
- Mechanical clutch over-racking protection
- Adjustable to fit unique equipment configurations
- Fast and easy to set up
- Reduced need for a full-body arc-flash suit
- Adds safety and helps comply with NFPA 70E
- No modifications required

### OPTIONAL FEATURES

- 25-foot pendant extensions
- 24 V DC LED light
- Wireless video camera system with LCD monitor
- Rugged protective case assembly

### RSO-IV for the RRS-3

**Most RRS-3s require the RSO-IV to operate.\***

The RSO-IV is a rechargeable 24 V DC power supply that, when used in conjunction with an appropriate RRS-3, will remotely perform any racking operation that would normally require local operation by trained personnel. Tasks the RSO and RRS-3 can perform include, but are not limited to, the following:

1. Installing and removing any switchgear utilizing a rotary racking mechanism
2. Installing and removing any switchgear utilizing a nonrotary racking mechanism
3. Engaging or disengaging mechanical or electrical interlocks, such as circuit breaker interlock foot pedals or buttons

**WEIGHT** . . . . 23 lbs.

**BATTERY LIFE** . . . . 8 amp-hours

**OUTPUT VOLTAGE** . . . . 24 V DC

**INPUT VOLTAGE** . . . . 100-240 V AC/50-60Hz

**FULL LOAD AMPS** . . . . 2 A

**ENCLOSURE RATING** . . . . Type 1

**ENCLOSURE MATERIAL** . . . . Polypropylene copolymer

\*Some units require the RSO-IV-NW, an extension of the RSO-IV that allows the user to operate interlocks.

RSO-IV PATENT PENDING



### SPECIFICATIONS

#### Radio Remote Pendant Station

**MAX. OPER. DISTANCE** . . . . 300 ft. (line of sight)

**FREQUENCY** . . . . Direct sequence spread spectrum (DSSS) technology

**OPERATING TEMP.** . . . . -4°F to 131°F

**TRANSMITTER POWER** . . . . +3.6 V to +4.5 V (three AAA batteries)

**AUTO SHUTDOWN** . . . . 4 minutes

**INDICATORS** . . . . Green — Transmit  
Red — Receive  
Amber — Link

**LOW BATTERY WARNING** . . . . 3.3 V and below  
(Green LED will blink approx. once per second regardless of operational status)

**LOW BATTERY SHUTDOWN** . . . . 3.1 V and below

**TRANSMITTER WEIGHT** . . . . 7.2 oz.

**TRANSMITTER SIZE** . . . . 5.37" H x 2.68" W x 0.92" D

**TRANSMIT BUTTON LIFE** . . . . 5 million operations

NOTE: All manufacturers' names, trademarks, and part numbers are used for reference purposes only. CBS ArcSafe, Inc., is not an authorized distributor or representative of manufacturers shown. Designated trademarks, brand names, and brands appearing herein are the property of their respective owners.

#### Current Control Module

CCMs ship with most RRS units and provide directional, timing, and current control in addition to other helpful features. For more information, see page 18.



Rotary Remote Racking Tools

Extractor Remote Racking Tools

Single-Use Remote Racking Tools

Handheld Racking Tools

Remote Switch Operators, Actuators & Kits

## Manufacturer Index

### MANUFACTURER/EQUIPMENT TYPE

### RRS-3 UNIT

### PAGE

ABB Type ADVAC with Closed Door Lever Interlock	RRS-3 ADVAC (CDL)	34
ABB Type ADVAC with Closed Door Push-Button Interlock	RRS-3 ADVAC (CDP)	35
ABB Type Vmax, 600-2000 A	RRS-3 Vmax	52
ABB/BBC/ITE Type MB/MBE	RRS-3 ABB-MB	34
ABB/BBC/ITE Type HK, 1200-3000 A, 75-750 MVA	RRS-3 HK	43
ABB/BBC/ITE Type HK, 1200-3000 A, 75-750 MVA	RRS-3 HK(S)	43
ABB/BBC/ITE Type K-LINE, 225-2000 A	RRS-3 KL(S)	44
ABB/BBC/ITE Type K-LINE, 3000-4000 A	RRS-3 KL(L)	44
ABB/BBC/ITE Type LK	RRS-3 LK	45
ABB/SACE Type Emax E1-E6; 800-5000 A	RRS-3 Emax	41
Allen-Bradley CENTERLINE 2100 MCCs	RRS-3 SecureConnect	50
Allis-Chalmers/Siemens-Allis Type LA/LAF 600-4000 A	RRS-3 LAR1	45
Cutler-Hammer/Square D/Westinghouse Type DS, 800-4000 A	RRS-3 DSR1	41
Cutler-Hammer/Eaton/Westinghouse Type VCP-W, 1200-3000 A	RRS-3 VCP-W(L)	51
Cutler-Hammer/Eaton/Westinghouse Type VCP-W, 1200-3000 A	RRS-3 VCP-W(S)	51
Cutler-Hammer/Eaton/Westinghouse Type VCP-W	RRS-3 VCPR	52
Eaton/Cutler-Hammer Type Magnum DS, 800-5000 A	RRS-3 MDS	46
FPE Type H-2/HL-2, 600-6000 A & Type H-3/HL-3, 600-4000 A	RRS-3 H-2/H-3	42
GE Type AK, 1600-3200 A	RRS-3 AKD (ME)	35
GE Type AK, 1600-4000 A	RRS-3 AKD-5	35
GE Type AK, 225-600 A	RRS-3 AKD-5(S)	36
GE Type AK-1-25 ACB	RRS-3 AKD-5(SE1)	36
GE Type AKR, 800-2000 A	RRS-3 AKD-6	36
GE Type AKR, 800-2000 A	RRS-3 AKD-8	37
GE Type AKR, 3200-4000 A	RRS-3 AKD-8(L)	37
GE Type AKR, 800-2000 A	RRS-3 AKD-8(S)	37
GE Type WavePro, 3200-5000 A	RRS-3 AKD-10(L)	38
GE Type WavePro 800-2000 A	RRS-3 AKD-10(S)	38
GE Type AMH, 1200-2000 A	RRS-3 AMH	38
GE Type EntelliGuard G, 400-6000 A	RRS-3 ENTELLIGUARD G	42

See product page for more specific breaker compatibility descriptions.

Rotary Remote  
Racking Tools

Extractor Remote  
Racking Tools

Single-Use Remote  
Racking Tools

Handheld  
Racking Tools

Remote Switch  
Operators,  
Actuators & Kits



<b>MANUFACTURER/EQUIPMENT TYPE</b>	<b>RRS-3 UNIT</b>	<b>PAGE</b>
GE Type AM	RRS-3 MBII	45
GE Type Powerbreak II 3000-4000 A	RRS-3 PBII(L)	47
GE Type Powerbreak II 800-2500 A	RRS-3 PBII(S)	47
GE Type SecoVac VB2+, 1200-3000 A	RRS-3 SecoVac (IEEE)	49
GE Type VB, 1200-3000 A	RRS-3 VB	50
GE Type VH	RRS-3 VH	52
ITE Type HV, 600-1200 A & 2000 A, 150-200 MVA	RRS-3 HV	43
ITE Type KB, 100-600 A & Type KC, 200-1600 A	RRS-3 KB/KC	44
McGraw-Edison/North American Switchgear Type PSD	RRS-3 PSD	48
Merlin Gerin Type Selpact	RRS-3 Selpact	50
Merlin Gerin/Schneider Type Compact NS	RRS-3 Compact NS	39
Merlin Gerin/Schneider Type Masterpact MP/MC, 800-6000 A	RRS-3 MP/MC	46
Merlin Gerin/Schneider/Square D Type Masterpact NT, 800-1600 A	RRS-3 NT	46
Merlin Gerin/Schneider/Square D Type Masterpact NW, 800-6000 A	RRS-3 NW	47
Powell Type PV, 1200-3000 A; Closed Door Application	RRS-3 POWLVAC (CDR)	48
Powell Type PV, 1200-3000 A; Open Door Application	RRS-3 POWLVAC (STD)	48
Schneider/Square D Type Square D Model 6 MCC	RRS-3 SDR1	49
Schneider/Square D Type VR, 1200-3000 A	RRS-3 VR	53
Siemens Type GMI, 1200-3000 A	RRS-3 GMI	42
Siemens Type WL, 800-6000 A	RRS-3 WL	53
Siemens/Siemens-Allis Type 3AF, 1200-3000 A	RRS-3 3AF	34
Siemens/Siemens-Allis Type RL,RLE,RLF, 800-5000 A	RRS-3 RLR1	49
Westinghouse Type DB-50, 240-600 A & Type DBL-50, 200-1600 A	RRS-3 DB-50	39
Westinghouse Type DB-75, 3000 A & Type DB-100, 4000 A	RRS-3 DB-75/100	39
Westinghouse Type DH	RRS-3 DH(L)	40
Westinghouse Type DH	RRS-3 DH(S)	40
Westinghouse Type DHP/DVP; 32" Wide Cabinet	RRS-3 DHP/DVP(L)	40
Westinghouse Type DHP/DVP; 22" Wide Cabinet	RRS-3 DHP/DVP(S)	41
Westinghouse Type VCP, 1200-3000 A	RRS-3 VCP	51

See product page for more specific breaker compatibility descriptions.

Rotary Remote  
Racking Tools

Extractor Remote  
Racking Tools

Single-Use Remote  
Racking Tools

Handheld  
Racking Tools

Remote Switch  
Operators,  
Actuators & Kits

## Product Index

<b>RRS-3 UNIT</b>	<b>MANUFACTURER/EQUIPMENT TYPE</b>	<b>PAGE</b>
RRS-3 3AF	Siemens/Siemens-Allis Type 3AF, 1200-3000 A	34
RRS-3 ABB-MB	ABB/BBC/ITE Type MB/MBE	34
RRS-3 ADVAC (CDL)	ABB Type ADVAC with Closed Door Lever Interlock	34
RRS-3 ADVAC (CDP)	ABB Type ADVAC with Closed Door Push-Button Interlock	35
RRS-3 AKD (ME)	GE Type AK, 1600-3200 A	35
RRS-3 AKD-5	GE Type AK, 1600-4000 A	35
RRS-3 AKD-5(S)	GE Type AK, 225-600 A	36
RRS-3 AKD-5(SE1)	GE Type AK-1-25 ACB	36
RRS-3 AKD-6	GE Type AKR, 800-2000 A	36
RRS-3 AKD-8	GE Type AKR, 800-2000 A	37
RRS-3 AKD-8(L)	GE Type AKR, 3200-4000 A	37
RRS-3 AKD-8(S)	GE Type AKR, 800-2000 A	37
RRS-3 AKD-10(L)	GE Type WavePro, 3200-5000 A	38
RRS-3 AKD-10(S)	GE Type WavePro, 800-2000 A	38
RRS-3 AMH	GE Type AMH, 1200-2000 A	38
RRS-3 COMPACT NS	Merlin Gerin/Schneider Type Compact NS	39
RRS-3 DB-50	Westinghouse Type DB-50, 240-600 A & Type DBL-50, 200-1600 A	39
RRS-3 DB-75/100	Westinghouse Type DB-75, 3000 A & Type DB-100, 4000 A	39
RRS-3 DH(L)	Westinghouse Type DH	40
RRS-3 DH(S)	Westinghouse Type DH	40
RRS-3 DHP/DVP(L)	Westinghouse Type DHP/DVP; 32" Wide Cabinet	40
RRS-3 DHP/DVP(S)	Westinghouse Type DHP/DVP; 22" Wide Cabinet	41
RRS-3 DSR1	Cutler-Hammer/Square D/Westinghouse Type DS, 800-4000 A	41
RRS-3 EMAX	ABB/SACE Type Emax E1-E6; 800-5000 A	41
RRS-3 ENTELLIGUARD G	GE Type EntelliGuard G, 400-6000 A	42
RRS-3 GMI	Siemens Type GMI, 1200-3000 A	42
RRS-3 H-2/H-3	FPE Type H-2/HL-2, 600-6000 & Type H-3/HL-3, 600-4000 A	42
RRS-3 HK	ABB/BBC/ITE Type HK, 1200-3000 A, 75-750MVA	43
RRS-3 HK(S)	ABB/BBC/ITE Type HK, 1200-3000 A, 75-750 MVA	43
RRS-3 HV	ITE TYPE HV, 600-1200 A & 2000 A, 150-200 MVA	43

See product page for more specific breaker compatibility descriptions.

Rotary Remote Racking Tools

Extractor Remote Racking Tools

Single-Use Remote Racking Tools

Handheld Racking Tools

Remote Switch Operators, Actuators & Kits

<b>RRS-3 UNIT</b>	<b>MANUFACTURER/EQUIPMENT TYPE</b>	<b>PAGE</b>
RRS-3 KB/KC	ITE Type KB, 100-600 A & Type KC, 200-1600 A	44
RRS-3 KL(L)	ABB/BBC/ITE TYPE K-LINE, 3000-4000 A	44
RRS-3 KL(S)	ABB/BBC/ITE Type K-Line, 225-2000 A	44
RRS-3 LAR1	Allis-Chalmers/Siemens-Allis Type LA/LAF 600-4000 A	45
RRS-3 LK	ABB/BBC/ITE Type LK	45
RRS-3 MBII	GE Type AM	45
RRS-3 MDS	Eaton/Cutler-Hammer Type Magnum DS, 800-5000 A	46
RRS-3 MP/MC	Merlin Gerin/Schneider Type Masterpact MP/MC, 800-6000 A	46
RRS-3 NT	Merlin Gerin/Schneider/Square D Type Masterpact NT, 800-1600 A	46
RRS-3 NW	Merlin Gerin/Schneider/Square D Type Masterpact NW, 800-6000 A	47
RRS-3 PBII(L)	GE Type Powerbreak II 3000-4000 A	47
RRS-3 PBII(S)	GE Type Powerbreak II 800-2500 A	47
RRS-3 POWLVAC (CDR)	Powell Type PV, 1200-3000 A; Closed Door Application	48
RRS-3 POWLVAC (STD)	Powell Type PV, 1200-3000 A; Open Door Application	48
RRS-3 PSD	McGraw-Edison/North American Switchgear Type PSD	48
RRS-3 RLR1	Siemens/Siemens-Allis Type RL,RLE,RLF, 800-5000 A	49
RRS-3 SDR1	Schneider/Square D Type Square D Model 6 MCC	49
RRS-3 SECOVAC (IEEE)	GE Type SecoVac VB2+, 1200-3000 A	49
RRS-3 SECURECONNECT	Allen-Bradley CENTERLINE 2100 MCCs	50
RRS-3 SELPACT	Merlin Gerin Type Selpact	50
RRS-3 VB	GE Type VB, 1200-3000 A	50
RRS-3 VCP	Westinghouse Type VCP, 1200-3000 A	51
RRS-3 VCP-W(L)	Cutler-Hammer/Eaton/Westinghouse Type VCP-W, 1200-3000 A	51
RRS-3 VCP-W(S)	Cutler-Hammer/Eaton/Westinghouse Type VCP-W, 1200-3000 A	51
RRS-3 VCPR	Cutler-Hammer/Eaton/Westinghouse Type VCP-W	52
RRS-3 VH	GE Type VH	52
RRS-3 VMAX	ABB Type Vmax, 600-2000 A	52
RRS-3 VR	Schneider/Square D Type VR, 1200-3000 A	53
RRS-3 WL	Siemens Type WL, 800-6000 A	53

See product page for more specific breaker compatibility descriptions.

Rotary Remote  
Racking Tools

Extractor Remote  
Racking Tools

Single-Use Remote  
Racking Tools

Handheld  
Racking Tools

Remote Switch  
Operators,  
Actuators & Kits

## RRS-3 3AF

FOR USE WITH:

**Siemens-Allis/Siemens Vacuum Circuit Breaker**

\*All unit measurements are L x W x H

### SPECIFICATIONS

WEIGHT: 21.1 lbs.

DIMENSIONS: \* 15.1" x 6.3" x 14.4"

POWER CONSUMPTION: 100 W

COMPATIBLE WITH: Type 3AF, 1200-3000 A (includes 5, 7, 15-3AF-250, 350, 500, 750, 1000)

CONTROL/POWER SOURCE: RSO-IV



## RRS-3 ABB-MB

FOR USE WITH:

**ABB/BBC/ITE Air Circuit Breaker**

### SPECIFICATIONS

WEIGHT: 18.0 lbs.

DIMENSIONS: \* 8.5" x 13.8" x 6.5"

POWER CONSUMPTION: 100 W

COMPATIBLE WITH: Type MB, MBE (includes MB, MBE-8, 16, 20, 25, 32, 42)

CONTROL/POWER SOURCE: RSO-IV



## RRS-3 ADVAC (CDL)

FOR USE WITH:

**ABB ADVAC Vacuum Circuit Breaker**

### SPECIFICATIONS

WEIGHT: 25 lbs.

DIMENSIONS: \* 10.5" x 19.0" x 10.0"

POWER CONSUMPTION: 100 W

COMPATIBLE WITH: Type ADVAC (includes 5-15 kV, 1200-3000 A, Closed Door With Lever Interlock)

CONTROL/POWER SOURCE: RSO-IV





## RRS-3

### ADVAC (CDP)

FOR USE WITH:

**ABB ADVAC**  
Vacuum Circuit Breaker

#### SPECIFICATIONS

WEIGHT: 25 lbs.

DIMENSIONS:\* 10.8" x 18.0" x 6.2"

POWER CONSUMPTION: 100 W

COMPATIBLE WITH: Type ADVAC  
(includes 5-15 kV, 1200-3000 A,  
Closed Door With Pushbutton  
Interlock)

CONTROL/POWER SOURCE:  
RSO-IV



Rotary Remote  
Racking Tools

Extractor Remote  
Racking Tools

## RRS-3

### AKD (ME)

FOR USE WITH:

**General Electric**  
Air Circuit Breaker

#### SPECIFICATIONS

WEIGHT: 31.8 lbs.

DIMENSIONS:\* 19.8" x 23.2" x 20.7"

POWER CONSUMPTION: 100 W

COMPATIBLE WITH: Type AK,  
1600-3200 A (includes AK, AKU - 1,  
2, 3 - 50, 50S, 75, 75S)

CONTROL/POWER SOURCE:  
RSO-IV



Single-Use Remote  
Racking Tools

## RRS-3

### AKD-5

FOR USE WITH:

**General Electric**  
Air Circuit Breaker

#### SPECIFICATIONS

WEIGHT: 19.6 lbs.

DIMENSIONS:\* 18.7" x 6.5" x 8.4"

POWER CONSUMPTION: 100 W

COMPATIBLE WITH: Type AK,  
1600-4000 A (includes AK, AKU -  
2A, 3A, 4A, 5A - 50, 50S, 75, 75S,  
100, 100S)

CONTROL/POWER SOURCE:  
RSO-IV



Handheld  
Racking Tools

Remote Switch  
Operators,  
Actuators & Kits

## RRS-3

## AKD-5(S)

\*All unit measurements are L x W x H  
FOR USE WITH:  
**General Electric  
Air Circuit Breaker**

### SPECIFICATIONS

WEIGHT: 16.7 lbs.

DIMENSIONS:\* 10.2" x 9.0" x 9.1"

POWER CONSUMPTION: 100 W

COMPATIBLE WITH: Type AK, 225-600 A (includes AK, AKF, AKU - 2A, 3A - 15, 25)

CONTROL/POWER SOURCE: RSO-IV



## RRS-3

## AKD-5(SE1)

FOR USE WITH:  
**General Electric  
Air Circuit Breaker**

### SPECIFICATIONS

WEIGHT: 27.9 lbs.

DIMENSIONS:\* 20.3" x 21.5" x 11.9"

POWER CONSUMPTION: 100 W

COMPATIBLE WITH: Type AK-1-25 ACB

CONTROL/POWER SOURCE: RSO-IV



## RRS-3

## AKD-6

FOR USE WITH:  
**General Electric  
Air Circuit Breaker**

### SPECIFICATIONS

WEIGHT: 25.0 lbs.

DIMENSIONS:\* 12.0" x 14.0" x 15.5"

POWER CONSUMPTION: 100 W

COMPATIBLE WITH: Type AKR, 800-2000 A (includes AKR, AKRT, AKRU - 4A, 4B, 5A, 5B - 30, 30H, 50, 50H)

CONTROL/POWER SOURCE: RSO-IV



## RRS-3

## AKD-8

FOR USE WITH:

**General Electric  
Air Circuit Breaker**

### SPECIFICATIONS

WEIGHT: 13.6 lbs.

DIMENSIONS: \* 7.4" x 7.3" x 12.3"

POWER CONSUMPTION: 100 W

COMPATIBLE WITH: Type AKR,  
800-2000 A (includes AKR,  
AKRT, AKRU - 6D, 7D, 8D, 9D, 10D  
- 30, 30H, 50, 50H)

CONTROL/POWER SOURCE:  
RSO-IV



Rotary Remote  
Racking Tools

Extractor Remote  
Racking Tools

## RRS-3

## AKD-8(L)

FOR USE WITH:

**General Electric  
Air Circuit Breaker**

### SPECIFICATIONS

WEIGHT: 25.0 lbs.

DIMENSIONS: \* 14.1" x 10.3" x 16.7"

POWER CONSUMPTION: 100 W

COMPATIBLE WITH: Type AKR,  
3200-4000 A (includes AKR,  
AKRT, AKRU - 6D, 7D, 8D, 9D, 10D  
- 75, 75H, 100, 100H)

CONTROL/POWER SOURCE:  
RSO-IV



Single-Use Remote  
Racking Tools

## RRS-3

## AKD-8(S)

FOR USE WITH:

**General Electric  
Air Circuit Breaker**

### SPECIFICATIONS

WEIGHT: 25.0 lbs.

DIMENSIONS: \* 14.1" x 10.3" x 16.7"

POWER CONSUMPTION: 100 W

COMPATIBLE WITH: Type AKR,  
800-2000 A (includes AKR,  
AKRU - 6D, 7D, 8D, 9D, 10D - 30S)

CONTROL/POWER SOURCE:  
RSO-IV



Handheld  
Racking Tools

Remote Switch  
Operators,  
Actuators & Kits

## RRS-3

## AKD-10(L)

\*All unit measurements are L x W x H

FOR USE WITH:

**General Electric  
Air Circuit Breaker**

### SPECIFICATIONS

WEIGHT: 30.4 lbs.

DIMENSIONS: \* 16.6" x 19.0" x 17.0"

POWER CONSUMPTION: 100 W

COMPATIBLE WITH: Type WavePro, 3200-5000 A (includes WPS, WPH, WPX - 32, 40, 50) & Type EntelliGuard, 3200-5000 A (includes EGS, EGH, EGX - 32, 40, 50)

CONTROL/POWER SOURCE: RSO-IV



## RRS-3

## AKD-10(S)

FOR USE WITH:

**General Electric  
Air Circuit Breaker**

### SPECIFICATIONS

WEIGHT: 30.4 lbs.

DIMENSIONS: \* 16.6" x 19.0" x 17.0"

POWER CONSUMPTION: 100 W

COMPATIBLE WITH: Type WavePro, 800-2000 A (includes WPS, WPH, WPX - 08, 16, 20) & Type EntelliGuard, 800-2000 A (includes EGS, EGH, EGX - 08, 16, 20)

CONTROL/POWER SOURCE: RSO-IV



## RRS-3

## AMH

FOR USE WITH:

**General Electric  
Air Circuit Breaker**



### SPECIFICATIONS

WEIGHT: 36.5 lbs.

DIMENSIONS: \* 13.5" x 21.0" x 15.0"

POWER CONSUMPTION: 200 W

COMPATIBLE WITH: Type AMH, 1200-2000 A (includes AMH-4.76-100, 250, 350-OD, 1D)

CONTROL/POWER SOURCE: RSO-IV





## RRS-3

### Compact NS

FOR USE WITH:

**Merlin Gerin/Schneider  
Molded Case Circuit Breaker**

#### SPECIFICATIONS

WEIGHT: 16.0 lbs.

DIMENSIONS:\* 17.7" x 10.9" x 19.8"

POWER CONSUMPTION: 50 W

COMPATIBLE WITH: Type Compact NS (Electrically operated, housed within withdrawable circuit breaker chassis)

CONTROL/POWER SOURCE:  
RSO-IV



Rotary Remote  
Racking Tools

Extractor Remote  
Racking Tools

## RRS-3

### DB-50

FOR USE WITH:

**Westinghouse  
Air Circuit Breaker**



#### SPECIFICATIONS

WEIGHT: 33.6 lbs.

DIMENSIONS:\* 10.0" x 25.1" x 30.2"

POWER CONSUMPTION: 100 W

COMPATIBLE WITH: Type DB-50, 240-600 A & DBL-50, 200-1600 A

CONTROL/POWER SOURCE:  
RSO-IV



Single-Use Remote  
Racking Tools

## RRS-3

### DB-75/100

FOR USE WITH:

**Westinghouse  
Air Circuit Breaker**

#### SPECIFICATIONS

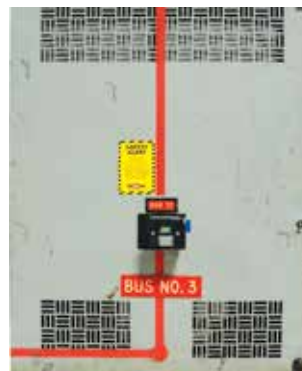
WEIGHT: 22.4 lbs.

DIMENSIONS:\* 21.3" x 7.3" x 13.2"

POWER CONSUMPTION: 100 W

COMPATIBLE WITH: Type DB-75, 3000 A & Type DB-100, 4000 A (includes DB-75/100)

CONTROL/POWER SOURCE:  
RSO-IV



Handheld  
Racking Tools

Remote Switch  
Operators,  
Actuators & Kits

## RRS-3 DH(L)

FOR USE WITH:

**Westinghouse Air Circuit Breaker**

\*All unit measurements are L x W x H



### SPECIFICATIONS


WEIGHT: 38.4 lbs.

DIMENSIONS: \* 14.3" x 30.6" x 16.1"

POWER CONSUMPTION: 200 W

COMPATIBLE WITH: Type DH (includes 50DH150, 2000 A; 50DH250, 2000 A; 50DH350, 1200-3000 A; 75DH150, 600-1200 A; 75DH250, 1200-2000 A; 75DH500, 1200-2000 A; 150DH150, 600-1200 A; 150DH250, 1200-2000 A; 150DH500, 1200-2000 A; 150DH750, 1200-2000 A; 150DH1000, 1200-3000 A)

CONTROL/POWER SOURCE: RSO-IV



## RRS-3 DH(S)

FOR USE WITH:

**Westinghouse Air Circuit Breaker**

### SPECIFICATIONS

WEIGHT: 31.2 lbs.

DIMENSIONS: \* 14.3" x 20.5" x 15.5"

POWER CONSUMPTION: 200 W

COMPATIBLE WITH: Type DH (includes 50DH150, 600-1200 A; 50DH250, 600-1200 A)

CONTROL/POWER SOURCE: RSO-IV



## RRS-3 DHP/DVP(L)

FOR USE WITH:

**Westinghouse Air Circuit Breaker**

### SPECIFICATIONS

WEIGHT: 43.0 lbs.

DIMENSIONS: \* 27.6" x 28.3" x 20.4"

POWER CONSUMPTION: 100 W

COMPATIBLE WITH: Type DHP, DVP (includes 50DHP350, 3000 A; 75DHP500, 1200-3000 A; 150DHP500, 1200-3000 A; 150DHP750, 1200-3000 A; 150DHP1000, 1200-3000 A); 32" wide cabinet

CONTROL/POWER SOURCE: RSO-IV



## RRS-3

### DHP/DVP(S)

FOR USE WITH:  
**Westinghouse  
Circuit Breaker**

#### SPECIFICATIONS

WEIGHT: 28.0 lbs.

DIMENSIONS:\* 13.6" x 20.0" x 18.0"

POWER CONSUMPTION: 200 W

COMPATIBLE WITH: Type DHP,  
DVP (includes 50DHP75, 1200 A;  
50DHP250, 1200-2000 A; 50DHP350,  
1200-2000 A) ; 22" wide cabinet

CONTROL/POWER SOURCE: RSO-IV



Rotary Remote  
Racking Tools

Extractor Remote  
Racking Tools

## RRS-3

### DSR1

FOR USE WITH:  
**Cutler-Hammer/Square D/Westinghouse  
Air Circuit Breaker**

#### SPECIFICATIONS

WEIGHT: 6.2 lbs.

DIMENSIONS:\* 12.1" x 4.6" x 4.5"

POWER CONSUMPTION: N/A W

COMPATIBLE WITH: Cutler-  
Hammer, Square D, Westinghouse  
DS - All

CONTROL/POWER SOURCE:  
On-board sealed lead acid  
batteries/120 V AC



Single-Use Remote  
Racking Tools

## RRS-3

### Emax

FOR USE WITH:  
**ABB/SACE  
Air Circuit Breaker**

#### SPECIFICATIONS

WEIGHT: 29.3 lbs.

DIMENSIONS:\* 20.8" x 16.8" x 12.1"

POWER CONSUMPTION: 100 W

COMPATIBLE WITH: Type Emax,  
800-5000 A (includes E1, E2, E3,  
E4, E5, E6)

CONTROL/POWER SOURCE:  
RSO-IV



Handheld  
Racking Tools

Remote Switch  
Operators,  
Actuators & Kits

## RRS-3

### EntelliGuard G

\*All unit measurements are L x W x H  
FOR USE WITH:

**General Electric  
Air Circuit Breaker**

#### SPECIFICATIONS

WEIGHT: 22.0 lbs.

DIMENSIONS: \* 12.0" x 17.8" x 18.5"

POWER CONSUMPTION: 100 W

COMPATIBLE WITH: Type EntelliGuard G, 400-6000 A (includes GG, GJ, GH, GK-04, 07, 08, 10, 13, 16, 20, 25, 32, 40, 50, 64)

CONTROL/POWER SOURCE: RSO-IV



## RRS-3

### GMI

FOR USE WITH:

**Siemens  
Vacuum Circuit Breaker**

#### SPECIFICATIONS

WEIGHT: 21.0 lbs.

DIMENSIONS: \* 11.0" x 8.5" x 26.5"

POWER CONSUMPTION: 100 W

COMPATIBLE WITH: Type GMI, 1200-3000 A (includes 5-GMI, 7-GMI, 15-GMI) & Type 3AF, 1200-3000 A (includes 5-3AF, 7-3AF, 15-3AF)

CONTROL/POWER SOURCE: RSO-IV



## RRS-3

### H-2/H-3

FOR USE WITH:

**Federal Pacific Electric  
Air Circuit Breaker**

#### SPECIFICATIONS

WEIGHT: 27.9 lbs.

DIMENSIONS: \* 14.0" x 14.8" x 13.1"

POWER CONSUMPTION: 100 W

COMPATIBLE WITH: Type H-2, HL-2, 600-6000 A (includes 25, 35, 50, 65, 75, 100 H, HL-2) & Type H-3, HL-3, 600-4000 A (includes 30, 42, 50, 65, 75, 100 H, HL-3)

CONTROL/POWER SOURCE: RSO-IV





## RRS-3

### HK

FOR USE WITH:  
**ABB/BBC/ITE**  
**Air Circuit Breaker**



#### SPECIFICATIONS

WEIGHT: 32.0 lbs.

DIMENSIONS:\* 20.0" x 18.3" x 20.5"

POWER CONSUMPTION: 200 W

COMPATIBLE WITH: Type HK, 1200-3000 A, 75-750 MVA (includes 5 HK, 7.5 HK, 15 HK; not compatible with 1000 MVA)

CONTROL/POWER SOURCE: RSO-IV



Rotary Remote  
Racking Tools

Extractor Remote  
Racking Tools

## RRS-3

### HK(S)

FOR USE WITH:  
**ABB/BBC/ITE**  
**Air Circuit Breaker**



#### SPECIFICATIONS

WEIGHT: 41.3 lbs.

DIMENSIONS:\* 19.0" x 18.6" x 20.6"

POWER CONSUMPTION: 200 W

COMPATIBLE WITH: Type HK, 1200-3000 A, 75-750 MVA (includes 5 HK, 7.5 HK, 15 HK; not compatible with 1000 MVA)

CONTROL/POWER SOURCE: RSO-IV



Single-Use Remote  
Racking Tools

## RRS-3

### HV

FOR USE WITH:  
**ITE**  
**Air Circuit Breaker**



#### SPECIFICATIONS

WEIGHT: 28.3 lbs.

DIMENSIONS:\* 12.5" x 10.5" x 17.8"

POWER CONSUMPTION: 200 W

COMPATIBLE WITH: Type HV 5 kV, 600-1200 A & 2000 A, 150-250 MVA

CONTROL/POWER SOURCE:  
RSO-IV



Handheld  
Racking Tools

Remote Switch  
Operators,  
Actuators & Kits

## RRS-3

## KB/KC

FOR USE WITH:

**ITE  
Air Circuit Breaker**

\*All unit measurements are L x W x H

### SPECIFICATIONS

WEIGHT: 13.0 lbs.

DIMENSIONS:\* 11.2" x 17.9" x 15.6"

POWER CONSUMPTION: 100 W

COMPATIBLE WITH: Type KB, 100-600 A & Type KC, 200-1600 A (includes KB, KB-E, KB-G, KC, KC-E, KC-G)

CONTROL/POWER SOURCE: RSO-IV



## RRS-3

## KL(L)

FOR USE WITH:

**ABB/BBC/ITE  
Air Circuit Breaker**

### SPECIFICATIONS

WEIGHT: 20.2 lbs.

DIMENSIONS:\* 15.5" x 9.0" x 10.4"

POWER CONSUMPTION: 100 W

COMPATIBLE WITH: Type K-Line, 3000-4000 A (includes K-3000(S), 4000(S))

CONTROL/POWER SOURCE: RSO-IV



## RRS-3

## KL(S)

FOR USE WITH:

**ABB/BBC/ITE  
Air Circuit Breaker**

### SPECIFICATIONS

WEIGHT: 17.6 lbs.

DIMENSIONS:\* 10.1" x 8.2" x 9.7"

POWER CONSUMPTION: 100 W

COMPATIBLE WITH: Type K-Line, 225-2000 A (includes K-225(S), 600(S), 800(S), 1200(S), 1600(S), 2000(S))

CONTROL/POWER SOURCE: RSO-IV



## RRS-3

### LAR1

FOR USE WITH:

**Allis-Chalmers/Siemens-Allis  
Air Circuit Breaker**



#### SPECIFICATIONS


WEIGHT: 6.7 lbs.

DIMENSIONS: \* 12.9" x 5.8" x 4.0"

POWER CONSUMPTION: 100 W

COMPATIBLE WITH: Type LA, LAF,  
600-4000 A (includes LA, LAF - 1600,  
1600 A, 1600 AF, 1600 B, 2000, 2000 A)

CONTROL/POWER SOURCE: On-board  
sealed lead acid batteries/120 V AC



Rotary Remote  
Racking Tools

Extractor Remote  
Racking Tools

## RRS-3

### LK

FOR USE WITH:

**ABB/BBC/ITE  
Air Circuit Breaker**

#### SPECIFICATIONS

WEIGHT: 16.0 lbs.

DIMENSIONS: \* 15.0" x 11.7" x 10.0"

POWER CONSUMPTION: 50 W

COMPATIBLE WITH: Type LK  
(includes LK, LKD, LKE - 8, 16, 20, 25,  
32, 40, 42)

CONTROL/POWER SOURCE: RSO-IV



Single-Use Remote  
Racking Tools

## RRS-3

### MBI

FOR USE WITH:

**General Electric  
Magne-Blast Vacuum/Air Circuit Breaker**

#### SPECIFICATIONS

WEIGHT: 12.0 lbs.

DIMENSIONS: \* 6.4 x 5.3 x 9.9"

POWER CONSUMPTION: 100 W

COMPATIBLE WITH: Type AM  
(includes AM - 4.16, 5, 7.2, 13.8, 15  
with clip-in elevating motor)

CONTROL/POWER SOURCE:  
RSO-IV



Handheld  
Racking Tools

Remote Switch  
Operators,  
Actuators & Kits

## RRS-3

### MDS

FOR USE WITH:

**Eaton/Cutler-Hammer  
Air Circuit Breaker**

\*All unit measurements are L x W x H

#### SPECIFICATIONS

WEIGHT: 22.0 lbs.

DIMENSIONS:\* 18.3" x 17.8" x 12.4"

POWER CONSUMPTION: 100 W

COMPATIBLE WITH Type Magnum  
DS, 800-5000 A (includes MDS  
08, 16, 20, 30, 32, 40, 50)

CONTROL/POWER SOURCE:  
RSO-IV



## RRS-3

### MP/MC

FOR USE WITH:

**Merlin Gerin/Schneider  
Masterpact Air Circuit Breaker**

#### SPECIFICATIONS

WEIGHT: 23.8 lbs.

DIMENSIONS:\* 15.8" x 19.7" x 12.9"

POWER CONSUMPTION: 100 W

COMPATIBLE WITH: Type  
Masterpact MP, MC, 800-6000 A  
(includes MP, MC 08, 12, 16, 20, 25,  
30, 32, 40, 50, 63)

CONTROL/POWER SOURCE:  
RSO-IV



## RRS-3

### NT

FOR USE WITH:

**Merlin Gerin/Schneider/Square D  
Masterpact Air Circuit Breaker**

#### SPECIFICATIONS

WEIGHT: 20.4 lbs.

DIMENSIONS:\* 14.6" x 16.9" x 11.1"

POWER CONSUMPTION: 50 W

COMPATIBLE WITH: Type  
Masterpact NT, 800-1600 A  
(includes NT 08, 10, 12, 16)

CONTROL/POWER SOURCE:  
RSO-IV





## RRS-3

FOR USE WITH:

**NW** Merlin Gerin/Schneider/Square D  
Masterpact Air Circuit Breaker



### SPECIFICATIONS

WEIGHT: 26.3 lbs.

DIMENSIONS:\* 15.8" x 19.7" x 12.9"

POWER CONSUMPTION: 100 W

COMPATIBLE WITH: Type  
Masterpact NW, 800-6000 A  
(includes NW 08, 16, 20, 30, 40,  
50, 60)

CONTROL/POWER SOURCE:  
RSO-IV



Rotary Remote  
Racking Tools

Extractor Remote  
Racking Tools

## RRS-3

FOR USE WITH:

**PBII(L)** General Electric  
Insulated Case Circuit  
Breaker



### SPECIFICATIONS

WEIGHT: 16.0 lbs.

DIMENSIONS:\* 10.6" x 12.0" x 18.0"

POWER CONSUMPTION: 100 W

COMPATIBLE WITH: PowerBreak II  
(3000 A and above)

CONTROL/POWER SOURCE:  
RSO-IV



**Coming Soon**



Single-Use Remote  
Racking Tools

## RRS-3

FOR USE WITH:

**PBII(S)** General Electric  
Insulated Case Circuit  
Breaker



### SPECIFICATIONS

WEIGHT: 16.0 lbs.

DIMENSIONS:\* 10.6" x 12.0" x 18.0"

POWER CONSUMPTION: 100 W

COMPATIBLE WITH: PowerBreak  
II (2500 A and below)

CONTROL/POWER SOURCE:  
RSO-IV



Handheld  
Racking Tools

Remote Switch  
Operators,  
Actuators & Kits

## RRS-3

### PowlVac (CDR)

\*All unit measurements are L x W x H

FOR USE WITH:

**Powell Vacuum Circuit Breaker**

#### SPECIFICATIONS

WEIGHT: 34.3 lbs.

DIMENSIONS:\* 10.8" x 14.0" x 7.3"

POWER CONSUMPTION: 100 W

COMPATIBLE WITH: PowlVac Type PV, 1200-3000 A (Closed-Door Racking [CDR] only; not compatible with breakers equipped with Standard Circuit Breaker [STD])

CONTROL/POWER SOURCE: RSO-IV



## RRS-3

### PowlVac (STD)

#### SPECIFICATIONS

WEIGHT: 19.0 lbs.

DIMENSIONS:\* 12.0" x 7.2" x 14.0"

POWER CONSUMPTION: 100 W

COMPATIBLE WITH: PowlVac Type PV, 1200-3000 A (Standard Circuit Breaker [STD] only; not compatible with breakers equipped with Closed-Door Racking [CDR])

CONTROL/POWER SOURCE: RSO-IV



## RRS-3

### PSD McGraw-Edison/North American Switchgear Air Circuit Breaker

FOR USE WITH:

#### SPECIFICATIONS

WEIGHT: 17.8 lbs.

DIMENSIONS:\* 11.1" x 11.6" x 20.0"

POWER CONSUMPTION: 100 W

COMPATIBLE WITH: McGraw-Edison, North American Switchgear PSD 5 kV, 150, 250 MVA, 1200 A

CONTROL/POWER SOURCE: RSO-IV



## RRS-3

### RLR1

FOR USE WITH:

**Siemens/Siemens-Allis  
Air Circuit Breaker**



#### SPECIFICATIONS

WEIGHT: 6.8 lbs.

DIMENSIONS:\* 12.6" x 5.8" x 4.0"

POWER CONSUMPTION: 100 W

COMPATIBLE WITH: Type RL, RLE, RLF, 800-5000 A (includes RL, RLE, RLF - 3200, 4000, 5000)

CONTROL/POWER SOURCE: On-board sealed lead acid batteries/120 V AC



Rotary Remote Racking Tools

Extractor Remote Racking Tools

## RRS-3

### SDR1

FOR USE WITH:

**Schneider/Square D  
Motor Control Center**



#### SPECIFICATIONS

WEIGHT: 2.9 lbs.

DIMENSIONS:\* 7.8" x 3.0" x 3.0"

POWER CONSUMPTION: 100 W

COMPATIBLE WITH: Square D Model 6 MCC with Closed-Door Racking Feature

CONTROL/POWER SOURCE: 120 V AC



Single-Use Remote Racking Tools

## RRS-3

### SecoVac (IEEE)

FOR USE WITH:

**General Electric  
Vacuum Circuit Breaker**



#### SPECIFICATIONS

WEIGHT: 28.5 lbs.

DIMENSIONS:\* 9.1" x 18.1" x 24.1"

POWER CONSUMPTION: 100 W

COMPATIBLE WITH: Type SecoVac VB2+ (IEEE breaker, switchgear only, Closed-Door, includes 5-15 kV, 1200-3000 A)

CONTROL/POWER SOURCE: RSO-IV



Handheld Racking Tools

Remote Switch Operators, Actuators & Kits

## RRS-3

# SecureConnect

\*All unit measurements are L x W x H  
FOR USE WITH:  
**Allen-Bradley  
Motor Control Center**

### SPECIFICATIONS

WEIGHT: 13.0 lbs.

DIMENSIONS: \* 7.5" x 12.0" x 9.5"

POWER CONSUMPTION: 20 W

COMPATIBLE WITH: Allen-Bradley CENTERLINE 2100 motor control centers with the SecureConnect option



## RRS-3

# Selpact

FOR USE WITH:  
**Merlin Gerin Selpact  
Air Circuit Breaker**

### SPECIFICATIONS

WEIGHT: 22.0 lbs.

DIMENSIONS: \* 13.8" x 21.0" x 8.2"

POWER CONSUMPTION: 100 W

COMPATIBLE WITH: Selpact 1600, 2000, 2500, 3200 A (includes DN2, DN2-H, DS2, DS2-H, DR2, DRS2)

CONTROL/POWER SOURCE: RSO-IV



## RRS-3

# VB

FOR USE WITH:  
**General Electric  
Vacuum Circuit Breaker**

### SPECIFICATIONS

WEIGHT: 19.9 lbs.

DIMENSIONS: \* 14.1" x 6.3" x 14.4"

POWER CONSUMPTION: 100 W

COMPATIBLE WITH: Type VB, 1200-3000 A (includes VB-4.16, VB-7.2, VB-13.8)

CONTROL/POWER SOURCE: RSO-IV





## RRS-3

### VCP

FOR USE WITH:

**Westinghouse  
Vacuum Circuit Breaker**

#### SPECIFICATIONS

WEIGHT: 19.0 lbs.

DIMENSIONS:\* 8.3" x 11.7" x 14.2"

POWER CONSUMPTION: 100 W

COMPATIBLE WITH: Type VCP,  
1200-3000 A (includes 50 VCP,  
75VCP, 150 VCP)

CONTROL/POWER SOURCE:  
RSO-IV



Rotary Remote  
Racking Tools

Extractor Remote  
Racking Tools

## RRS-3

### VCP-W(L)

FOR USE WITH:

**Cutler-Hammer/Eaton/  
Westinghouse  
Vacuum Circuit Breaker**

#### SPECIFICATIONS

WEIGHT: 19.6 lbs.

DIMENSIONS:\* 7.4" x 13.5" x 9.9"

POWER CONSUMPTION: 100 W

COMPATIBLE WITH: Type VCP-  
W, 1200-3000 A includes 50  
VCP-W, 75VCP-W, 150 VCP-W

CONTROL/POWER SOURCE:  
RSO-IV



Single-Use Remote  
Racking Tools

## RRS-3

### VCP-W(S)

FOR USE WITH:

**Cutler-Hammer/Eaton/  
Westinghouse  
Vacuum Circuit Breaker**

#### SPECIFICATIONS

WEIGHT: 20.7 lbs.

DIMENSIONS:\* 9.5" x 14.7" x 10.0"

POWER CONSUMPTION: 100 W

COMPATIBLE WITH: Type VCP-W,  
1200-3000 A (includes 50 VCP-  
W, 75VCP-W, 150 VCP-W)

CONTROL/POWER SOURCE:  
RSO-IV



Handheld  
Racking Tools

Remote Switch  
Operators,  
Actuators & Kits

## RRS-3

## VCPR

FOR USE WITH:

\*All unit measurements are L x W x H

**Cutler-Hammer/Eaton/Westinghouse Vacuum Circuit Breaker**

### SPECIFICATIONS

WEIGHT: 8.1 lbs.

DIMENSIONS:\* 11.0" x 6.5" x 5.5"

POWER CONSUMPTION: 100 W

COMPATIBLE WITH: Type VCP-W

CONTROL/POWER SOURCE:  
On-board sealed lead acid batteries/120 V AC



## RRS-3

## VH

FOR USE WITH:

**General Electric Vacuum Circuit Breaker**

### SPECIFICATIONS

WEIGHT: 39.0 lbs.

DIMENSIONS:\* 20.6" x 28.0" x 12.7"

POWER CONSUMPTION: 250 W

COMPATIBLE WITH: Type VH

CONTROL/POWER SOURCE:  
RSO-IV



## RRS-3

## Vmax

FOR USE WITH:

**ABB Vacuum Circuit Breaker**

### SPECIFICATIONS

WEIGHT: 19.9 lbs.

DIMENSIONS:\* 14.1" x 6.3" x 11.4"

POWER CONSUMPTION: 100 W

COMPATIBLE WITH: Type Vmax,  
600-2000 A (includes Vmax, L 12,  
17; Vmax, W 12, 17)

CONTROL/POWER SOURCE:  
RSO-IV



## RRS-3

### VR

FOR USE WITH:  
**Schneider/Square D  
Vacuum Circuit Breaker**



#### SPECIFICATIONS

WEIGHT: 14.9 lbs.

DIMENSIONS:\* 9.7" x 16.6" x 10.0"

POWER CONSUMPTION: 100 W

COMPATIBLE WITH: Type VR,  
1200-3000 A (includes VR05,  
VR08, VR15)

CONTROL/POWER SOURCE:  
RSO-IV



## RRS-3

### WL

FOR USE WITH:  
**Siemens  
Air Circuit Breaker**

#### SPECIFICATIONS

WEIGHT: 33.0 lbs.

DIMENSIONS:\* 15.0" x 21.1" x 17.9"

POWER CONSUMPTION: 100 W

COMPATIBLE WITH: Type WL,  
800-6000 A (includes WLS, WLL,  
WLC)

CONTROL/POWER SOURCE:  
RSO-IV



## NOTES

---

---

---

---

---

---

---

---

---

---

Rotary Remote  
Racking Tools

Extractor Remote  
Racking Tools

Single-Use Remote  
Racking Tools

Handheld  
Racking Tools

Remote Switch  
Actuators & Operators



## PPE-Z® PPE-Z Handheld Racking Tool

The **CBS ArcSafe** PPE-Z handheld powered racking device works with all low- and medium-voltage circuit breakers with rotary-style racking mechanisms. The innovative PPE-Z replaces manual operation with a portable drive unit that utilizes a high-torque DC motor to rack breakers at a constant speed similar to that of a human operator. When using this device, operator fatigue is dramatically reduced and worker productivity is greatly increased. By eliminating the cumbersome manual-racking operation of bulky PPE, the CBS ArcSafe PPE-Z reduces downtime and increases efficiency.

The PPE-Z is CBS ArcSafe's newest tool for keeping electrical personnel safe from the dangers of arc flash. Workers using the PPE-Z will spend less time within the arc-flash boundary during racking operations. The simple two-button operation and soft hand grips allow users to operate the PPE-Z easily and efficiently even when outfitted with the most cumbersome PPE required for the most dangerous applications. The AC/DC power system means that operators will always have the power they need when they need it.



Rotary Remote Racking Tools

Extractor Remote Racking Tools

Single-Use Remote Racking Tools

Handheld Racking Tools

Remote Switch Operators, Actuators & Kits



## PPE-Z

# PPE-Z Handheld Racking Tool

### BENEFITS

- Reduces operator fatigue while outfitted in bulky PPE.
- Increases operator productivity.
- Provides repeatable and accurate results.
- Reduces time spent within arc-flash boundary during potentially dangerous operations.
- Self-contained, portable, and lightweight for ease of transportation.
- Compatible with all rotary circuit breaker racking mechanisms.
- Users can utilize existing CBS ArcSafe® tooling provided with other products.
- AC/DC power system for use while plugged in or stand-alone.
- Built-in torque control to prevent damage to switchgear.

### FEATURES

- All steel and aluminum construction for tough durability.
- Adjustable length tooling adapter for different applications.
- Intuitive two-button operation.
- Soft grips to aid in comfortable operation.
- 24 V DC high-torque motor.
- UL listed.
- Designed, manufactured, and assembled in the USA.

### SPECIFICATIONS

- WEIGHT** . . . 18 lbs.
- SYSTEM VOLTAGE** . . . 24 V DC
- MOTOR POWER** . . . 250 W
- MOTOR SPEED** . . . 80 RPM
- DIMENSIONS** . . . 14.75" W x 15.48" L x 4.625" H



US PATENT NO. 8,156,639B1

Rotary Remote  
Racking Tools

Extractor Remote  
Racking Tools

Single-Use Remote  
Racking Tools

Handheld  
Racking Tools


Remote Switch  
Operators,  
Actuators & Kits

## Remote Switch Operators, Actuators, and Kits

CBS ArcSafe **RSO**® (Remote Switch Operator) systems enable service personnel to stand outside the arc-flash protection boundary while operating electrical equipment, reducing or eliminating the need for a full-body arc-flash hazard suit. The RSOs can be used in conjunction with the CBS ArcSafe remote racking system or independently as a stand-alone device.

CBS ArcSafe **RSA**® (Remote Switch Actuator) systems are mechanically assisted by magnets; no modifications are required to your switchgear. You easily can move the rugged RSA from one breaker to another. There are several versions of CBS ArcSafe RSAs that enable the system to be used with numerous different types of circuit breakers and motor controls. Each CBS ArcSafe RSA is powered by the RSO portable base unit, which includes a 24 V DC power supply and either a pendant control or radio remote control.



 CBS ArcSafe **Chicken Switch® Remote Switch Kits** (RSKs) are designed to remotely operate (close/trip) select models of circuit breakers and motor control centers. Offering maximum portability, the lightweight RSK products differ from other CBS ArcSafe products by providing complete kits that include a handheld controller, batteries, control cable, actuator, and a customized Pelican® brand carrying case.

RSO: US PATENT NO. 8,006,371B1

Compatible with all switchgear manufacturers, including:

- |                         |                                   |                           |                        |
|-------------------------|-----------------------------------|---------------------------|------------------------|
| ■ <b>ABB</b>            | ■ <b>Controlled Power</b>         | ■ <b>General Electric</b> | ■ <b>Reyrolle</b>      |
| ■ <b>AEG</b>            | ■ <b>Cutler-Hammer</b>            | ■ <b>Hyundai</b>          | ■ <b>Schneider</b>     |
| ■ <b>Allis-Chalmers</b> | ■ <b>Eaton</b>                    | ■ <b>ITE</b>              | ■ <b>Siemens</b>       |
| ■ <b>Alstom</b>         | ■ <b>Federal Pacific Electric</b> | ■ <b>McGraw-Edison</b>    | ■ <b>Siemens-Allis</b> |
| ■ <b>Areva</b>          | ■ <b>Federal Pioneer</b>          | ■ <b>Merlin Gerin</b>     | ■ <b>Square D</b>      |
| ■ <b>Asea</b>           | ■ <b>Fuji</b>                     | ■ <b>Mitsubishi</b>       | ■ <b>Toshiba</b>       |
| ■ <b>BBC</b>            | ■ <b>GEC</b>                      | ■ <b>Powell</b>           | ■ <b>Westinghouse</b>  |

NOTE: All manufacturers' names, trademarks, and part numbers are used for reference purposes only. CBS ArcSafe, Inc., is not an authorized distributor or representative of manufacturers shown. Designated trademarks, brand names, and brands appearing herein are the property of their respective owners.

# Remote Switch Operators

## RSO-I AR

The RSO-I AR operator is a rechargeable 24 V DC power supply that, when used in conjunction with the appropriate RSA, will remotely perform any switching procedure that normally would require local operation by trained personnel. Common tasks the RSOs and RSAs can perform include, but are not limited to:

1. Operating push buttons, such as circuit breaker trip and close buttons
2. Operating levers, such as those found on motor control center buckets
3. Operating charging handles requiring single or multiple strokes
4. Operating rotary and pistol-grip switches, such as breaker control switches
5. Engaging or disengaging mechanical interlocks, such as circuit breaker interlock foot-pedals



Rotary Remote Racking Tools

Extractor Remote Racking Tools

## RSO-III D

The RSO-III D operator is a rechargeable 24 V DC power supply that, when used in conjunction with the appropriate RSA, will remotely operate any switching or control operation that normally would require local operation by trained personnel. Common tasks the RSOs and RSAs can perform include, but are not limited to:

1. Operating push buttons, such as circuit breaker trip and close buttons
2. Operating levers, such as those equipped on motor control centers
3. Operating charging handles requiring single or multiple cycles
4. Operating rotary switches, such as pistol-grip SBM switches
5. Engaging or disengaging mechanical interlocks, such as circuit breaker interlock foot-pedals



Single-Use Remote Racking Tools

Handheld Racking Tools

## RSO-IV

The RSO-IV operator is a rechargeable 24 V DC power supply that, when used in conjunction with an appropriate single-use Remote Racking System (RRS-3), will remotely perform any racking operation that would normally require local operation by trained personnel. Tasks the RSOs and RRS-3s can perform include, but are not limited to:

1. Installing and removing any switchgear utilizing a rotary racking mechanism
2. Installing and removing any switchgear utilizing a non-rotary racking mechanism
3. Engaging or disengaging mechanical or electrical interlocks, such as circuit breaker interlock foot pedals or buttons



Remote Switch Operators, Actuators & Kits

RSO-1: US PATENT NO. 8,006,371B1 RSO-III D: US PATENT NO. 8,006,371B1 RSO-IV: PATENT PENDING



## Remote Switch Actuators

CBS ArcSafe® remote switch actuators are designed to remotely charge, close, and/or trip various styles and types of electrical equipment. We can custom build remote switch actuators for any electrical device.

The remote switch actuators are assisted by strong magnets, requiring no modifications to your switchgear. This also allows operators to easily move the remote switch actuator from one breaker to another.

Each CBS ArcSafe remote switch actuator is custom built to your electrical equipment so that it can safely operate outside the arc-flash boundary.



### OPTIONAL FEATURES

- Radio remote with up to 300-ft. range
- 24 V DC LED light
- Wireless video camera system with LCD monitor
- Rugged protective case assembly

### BENEFITS

- Lightweight, portable construction
- Mechanical and/or electrical safety protection
- Adjustable to fit unique electrical equipment configurations
- Fast and easy to set up
- Reduced need for a full-body arc-flash suit
- Adds safety and helps comply with NFPA 70E
- No modifications required

## Remote Switch Kits

CBS ArcSafe Chicken Switch® remote switch kits are designed to remotely operate (close/trip) select models of circuit breakers and motor control centers. The RSK products differ from other CBS ArcSafe products by providing complete kits that include a handheld controller, batteries, control cable, actuator, and a customized Pelican® brand carrying case.

CBS ArcSafe acquired the RSK product line following the acquisition of Martek Limited, the manufacturer of the Chicken Switch® brand of remote switching and remote racking products.

### OPTIONAL FEATURES

- 30 ft. (standard) or 50 ft. control cables
- Extra cables available
- Wireless remote control available on select models

### BENEFITS

- The RSK shares many of the same benefits as the RSA. However, the RSK does not require an RSO to operate.



NOTE: All manufacturers' names, trademarks, and part numbers are used for reference purposes only. CBS ArcSafe, Inc., is not an authorized distributor or representative of manufacturers shown. Designated trademarks, brand names, and brands appearing herein are the property of their respective owners.



## Manufacturing Index

MANUFACTURER/EQUIPMENT	RSA/RSK NUMBER	PAGE	MANUFACTURER/EQUIPMENT	RSA/RSK NUMBER	PAGE
All Manufacturers, Push Button	RSA-2	74	Allen-Bradley CENTERLINE 2100 MCC Size 1-4 Bucket	RSA-47	99
All Manufacturers, Push Button	RSA-2B	74	Allen-Bradley CENTERLINE 2100 MCC Size 1-4 Bucket	RSA-47B	99
All Manufacturers, Push Button	RSA-2D	75	Allen-Bradley CENTERLINE 2100 MCC Size 5 Bucket & 5 kV Starter	RSA-47A	99
All Manufacturers, Push Button	RSA-2HD	75	Allen-Bradley CENTERLINE 2100 MCC with Large Handles	RSK-ABL2	185
Various, Miscellaneous Single Push Buttons	RSK-PB16	194	Allen-Bradley CENTERLINE 2100 MCC with Small- & Medium-Size Handles	RSK-ABL1	185
ABB MCCB N Frame 1200 A Frame Size	RSA-111E	132	Allen-Bradley MCC 1494F-P1-NP Series A Nonmetallic Molded Plastic Operating Handle	RSA-167	165
ABB MCCB P Frame 1600/2000/2500 A Frame Size	RSA-111F	132	Allis-Chalmers/Siemens-Allis ACB Type LA/LAF 1600-2000 A	RSK-LA12	193
ABB Rotary Handle Operator, Variable Depth, Square Type 1 K2VD-H for ABB Isomax S1 Frame MCCB	RSA-198	173	Allis-Chalmers/Siemens-Allis LIS Type SE	RSA-138	150
ABB Rotary Handle Operator, Variable Depth, Square Type 1 K5VD-H for ABB Isomax S3/S4/S5 Frame MCCB & K7VD-H for ABB Isomax S6/S7 Frame MCCB, Direct Mount, Rotary Handle Operating Mechanism K5RH for ABB Isomax S3/S4/S5 Frame MCCB	RSA-198A	174	Allis-Chalmers/Siemens-Allis LIS Type SE2/SG 3328 or QB 5/15 kV Metal Enclosed Switch	RSA-138A	150
ABB SF6 CB HGI 2/HGI 3 Generator 17.5-24 kV 6300-8000 A	RSA-202	175	Allis-Chalmers/Siemens-Allis LIS Type SE4 or QB 5/15 kV Metal Enclosed Switch	RSA-138B	151
ABB/BBC/ITE ACB K-Line	RSK-K15	192	Allis-Chalmers/Siemens/Siemens-Allis ACB Charge Assembly Type LA/LAF 3000-4000 A	RSA-105A	130
ABB/BBC/ITE ACB K-Line	RSK-K20	192	Allis-Chalmers/Siemens/Siemens-Allis ACB Close/Trip Assembly Type LA/LAF 3000-4000 A	RSA-105A	130
ABB/BBC/ITE ACB K-Line	RSA-30	89	Allis-Chalmers/Siemens/Siemens-Allis ACB Type FA/FB/FC	RSA-17	82
ABB/BBC/ITE ACB K-Line	RSA-30A	89	Allis-Chalmers/Siemens/Siemens-Allis ACB Type LA/LAF 1600-2000 A	RSA-105	130
ABB/BBC/ITE ACB Type LK	RSA-114	136	Allis-Chalmers/Siemens/Siemens-Allis ACB Type LA/LAF 3000-4000 A	RSA-105C	131
ABB/BBC/ITE ACB Type LK25 2500 A	RSK-BBC5	187	Allis-Chalmers/Siemens/Siemens-Allis ACB Type LA/LAF 600-800 A	RSA-105B	131
ABB/BBC/ITE ACB Type MB	RSA-115	137	Allis-Chalmers/Siemens/Siemens-Allis ACB Type LA/LAF 600-800 A	RSA-105F	131
ABB/BBC/ITE MCC 7850 Series Medium-Voltage Motor Starter	RSA-150	154	Allis-Chalmers/Siemens/Siemens-Allis LIS Spacemaker/ Spacemaker II Type 456 Contactor	RSA-139	151
ABB/BBC/ITE VersaRupter LIS/HK-HPL-C Drawout Interrupter Switch	RSA-65	112	Bull Dog/ITE/Siemens General Duty Enclosed Safety Switch	RSA-205	175
ABB/SACE ACB Type E3S-A	RSK-SACE1	195	Clark/Sylvania 6200 MCC Bucket	RSA-99	128
ABB/SACE ACB Type S 1600	RSK-SACE2	195	Clark/Sylvania/Zinsco/FPE QSF Series & 5310/5320/5325 MCC Bucket	RSA-103A	129
ABB/SACE ICCB Emax Low-Voltage Power CB 800-6000 A, All Sizes & Tmax MCCBs 1600-3000 A	RSA-96	127	Clark/Sylvania/Zinsco/FPE QSF Series Panelboard Switch 100-600 A	RSA-103	129
ABB/SACE ICCB Megamax F Low-Voltage Power Circuit Breaker 1200-6000 A, All Sizes	RSA-69A	113	Cooper Substation VFI Transformer	RSA-157	158
ABB/SACE Isomax MCCB Size S7 1200 A Frame	RSA-145E	152	Crompton Greaves Three Phase Pad Mounted Distribution Transformer	RSA-216	177
ABB/SACE Novamax ACB (All)	RSA-242	181	Cutler-Hammer 9800 Unitrol Size 1-4 MCC Bucket	RSA-89	122
ABB/SACE Tmax MCCB Size T7 1000-1600 A Frame	RSA-174F	166	Cutler-Hammer 9800 Unitrol Size 5 MCC Bucket	RSA-89A	123
ABB/SACE Tmax MCCB Size T7M 1000/1200 A Frame	RSA-174E	165	Cutler-Hammer Breaker Control Switch	RSA-1H	73
ABB/Siemens Flange Handle Operator K7FCH/K7FCH4 & Max-Flex Handle Operator MFHM Series	RSA-163	161	Cutler-Hammer Bolted Pressure Switch VL3612-ST	RSA-152	154
ABB/Siemens Flange Handle Operator K7FCH/K7FCH4 & Max-Flex Handle Operator MFHM Series	RSA-163D	161	Cutler-Hammer Bolted Pressure Switch SLB Series 600 V Pressure Contact Switch	RSA-152C	155
ABB/Siemens Flange Handle Operator K7FHD-HS12/ K7FHD-HS4	RSA-163A	161	Cutler-Hammer Control Switch Model L2R120CW	RSK-CS06	190
Allen-Bradley CENTERLINE 2100 Handle Operator 5kV Starter (2nd generation, recessed mount, red/black plastic handle operator)	RSA-71C	114	Cutler-Hammer F10 Unitrol/9800 Unitrol MCC Size 1-4 Bucket Slider Style Operating Handle Mechanism	RSA-87	122
Allen-Bradley CENTERLINE 2100 MCC 5kV Starter (1st generation, gray metal handle operator)	RSA-71	114	Cutler-Hammer F10 Unitrol/9800 Unitrol MCC Size 5 Bucket Slider Style Operating Handle Mechanism	RSA-87A	122
Allen-Bradley CENTERLINE 2100 MCC 5kV Starter (2nd generation, flush mount, red/black plastic handle operator)	RSA-71B	114	Cutler-Hammer FDPW Fusible Panelboard Switch 30/60/100 A Twin	RSA-184	168
Allen-Bradley CENTERLINE 2100 MCC Bucket Size 1-4	RSA-41	94	Cutler-Hammer FDPW Panelboard Switch 200 A Single	RSA-184C	168
Allen-Bradley CENTERLINE 2100 MCC Horizontal Bucket Size 1	RSA-41C	95	Cutler-Hammer FDPW Fusible Panelboard Switch 400 A Single	RSA-184D	169
Allen-Bradley CENTERLINE 2100 MCC Main	RSA-41B	94			
Allen-Bradley CENTERLINE 2100 MCC Medium Voltage up to 400 A	RSK-ABL3	186			

See individual listings for more specific breaker compatibility descriptions.

Rotary Remote Racking Tools

Extractor Remote Racking Tools

Single-Use Remote Racking Tools

Handheld Racking Tools

Remote Switch Operators, Actuators & Kits

Rotary Remote Racking Tools

Extractor Remote Racking Tools

Single-Use Remote Racking Tools

Handheld Racking Tools

Remote Switch Operators, Actuators & Kits

MANUFACTURER/EQUIPMENT	RSA/RSK NUMBER	PAGE	MANUFACTURER/EQUIPMENT	RSA/RSK NUMBER	PAGE
Cutler-Hammer FDPW Fusible Panelboard Switch 600/800 A Single	RSA-184F	169	Cutler-Hammer/Westinghouse MCC Cutler-Hammer F2100, Advantage, Series 2100; Westinghouse 5 Star Size 1-5 MCC Bucket	RSA-78	119
Cutler-Hammer Freedom Unitrol MCC Bucket Size 1-4	RSA-36	92	Cutler-Hammer/Westinghouse MCCB E/F Frame 10-150 A	RSA-20	83
Cutler-Hammer LBS Type MVS	RSA-117A	139	Cutler-Hammer/Westinghouse MCCB JB/KB/HKB Frame	RSA-20A	83
Cutler-Hammer MCC F10 Unitrol/9800 Unitrol Lever Size 1-4	RSA-189	172	Cutler-Hammer/Westinghouse MCCB L Frame 125-600 A	RSA-20CR	84
Cutler-Hammer/Eaton Flex Shaft Flange Mounted Handle Mechanism for OEM Line Isolation (OLI) Switch, 9" Handle	RSA-222G	178	Cutler-Hammer/Westinghouse MCCB LA/LAB/HLA/LC Frame	RSA-20C	84
Cutler-Hammer/Eaton Handle Operator Series C Rotary Through-the-Door Handle Mechanism	RSA-42	95	Cutler-Hammer/Westinghouse MCCB MA/HMA Frame MC	RSA-20D	84
Cutler-Hammer/Eaton Handle Operator Vari-Depth Type Mech; NEMA Type 1, 3R, 12	RSA-40	94	Cutler-Hammer/Westinghouse MCCB NB/HNB Frame NC	RSA-20E	85
Cutler-Hammer/Eaton Heavy Duty Fusible/Nonfusible Low-Voltage Safety Switch	RSA-211A	176	Cutler-Hammer/Westinghouse MCCB PB Frame PA/PC	RSA-20F	85
Cutler-Hammer/Eaton ICCB Type Magnum DS/SB	RSA-48	100	Cutler-Hammer/Westinghouse Series C MCCB F Frame 10-225 A, White, Flush Mounted	RSA-113B	134
Cutler-Hammer/Eaton ICCB Type Magnum DS/SB	RSK-MDS30	193	Cutler-Hammer/Westinghouse Series C MCCB J Frame 70-250 A, White, Flush Mounted	RSA-113D	135
Cutler-Hammer/Eaton Low-Voltage Pow-R-Way/Pow-R-Way II/Pow-R-Way III Busway System Plug-In Device IPB-MC 100-200 A Bus Plug	RSA-224	178	Cutler-Hammer/Westinghouse Series C MCCB K Frame 70-400 A, White, Flush Mounted	RSA-113A	134
Cutler-Hammer/Eaton Low-Voltage Pow-R-Way/Pow-R-Way II/Pow-R-Way III Busway System Plug-In Device IPB-MC 400 A Lever Wwitch on Side of Enclosure	RSA-224A	179	Cutler-Hammer/Westinghouse Series C MCCB L Frame 125-600 A, White, Recessed Mounted without Handle Extension	RSA-113I	136
Cutler-Hammer/Eaton MCC Ampguard Current Style Handle Operator	RSA-10A	79	Cutler-Hammer/Westinghouse Series C MCCB M Frame 300-800 A, White, Flush Mounted	RSA-113E	135
Cutler-Hammer/Eaton MCCB Series G LG Frame 100-630 A 240-600 V AC 1-4 Pole, Flush Mounted, includes LG/LGE/LGS/LGH/LGC/LGU/LGX	RSA-230B	180	Cutler-Hammer/Westinghouse Series C MCCB N Frame 400-1200 A, White, Flush Mounted with Handle Extension	RSA-113	134
Cutler-Hammer/Eaton Type SM Safety Handle Mechanism for MCCB Series C L Frame	RSA-221C	178	Cutler-Hammer/Westinghouse Series C MCCB R Frame 800-2500 A, White, Flush Mounted with Handle Extension	RSA-113G	135
Cutler-Hammer/Eaton Universal Rotary Handle Mechanism for MCCB Series C/G	RSA-227	179	Cutler-Hammer/Westinghouse Series C MCCB R Frame 800-2500 A, White, Stand-Alone Mounted with Handle Extension	RSA-113J	136
Cutler-Hammer/Eaton/Pringle Bolted Pressure Switch QA 1200-2500 A; Current Vintage; Straight Handle Only, without Shunt Trip, 115° of Handle Travel, 28"-32" Min. Cubicle Width	RSA-135E	146	Cutler-Hammer/Westinghouse Type F2100/Advantage/Series 2100 & 5 Star Size 1-5 MCC Bucket	RSK-CHL1	188
Cutler-Hammer/Eaton/Pringle Bolted Pressure Switch QA 1200-2500 A; Legacy Vintage; Straight Cast Aluminum Only, without Shunt Trip, 115° of Handle Travel, 28"-32" Min. Cubicle Width	RSA-135H	147	Cutler-Hammer/Westinghouse Type F2100/Advantage/Series 2100/5 Star MCC Main	RSA-78A	119
Cutler-Hammer/Eaton/Pringle Bolted Pressure Switch QA 800 A Only; Current Vintage; Straight Handle Only, without Shunt Trip, 90° of Handle Travel, 24" Min. Cubicle Width	RSA-135D	146	Cutler-Hammer/Westinghouse Type FDP & M50 Fusible Panelboard Switch 30/60/100 A Twin	RSA-153A	155
Cutler-Hammer/Eaton/Pringle Bolted Pressure Switch QA 800 A Only; Legacy Vintage; Straight Cast Aluminum Only, without Shunt Trip, 90° of Handle Travel, 24" Min. Cubicle Width	RSA-135G	147	Cutler-Hammer/Westinghouse Type FDP & M50 Fusible Panelboard Switch 400/600 A Single	RSA-153D	155
Cutler-Hammer/Eaton/Pringle Bolted Pressure Switch QA Above 2500 A; Current Vintage; Straight Handle Only, without Shunt Trip, 115° of Handle Travel, 44" Min. Cubicle Width	RSA-135F	147	Cutler-Hammer/Westinghouse Type FDP & M50 Fusible Panelboard Switch 800/1200 A Single, 90° of Handle Travel, for Horizontal Unit, Switch Located On Middle Left-Hand Side	RSA-153F	156
Cutler-Hammer/Eaton/Pringle Bolted Pressure Switch QA Above 2500 A; Legacy Vintage; Straight Cast Aluminum Only, without Shunt Trip, 115° of Handle Travel, 44" Min. Cubicle Width	RSA-135I	148	Cutler-Hammer/Westinghouse/Eaton 11-300 MCC Bucket & MCCB Slide Plate Type Handle Mechanism	RSA-35	92
Cutler-Hammer/Eaton/Pringle Bolted Pressure Switch QA-CBC 2500 A & Below; Current Vintage; Straight Handle Only, with Shunt Trip, 90° of Handle Travel, 28"-32" Min. Cubicle Width	RSA-135	145	Cutler-Hammer/Westinghouse/Eaton 11-300 MCC Bucket & MCCB Slide Plate Type Handle Mechanism	RSA-35B	92
Cutler-Hammer/Eaton/Pringle Bolted Pressure Switch QA-CBC Above 2500 A; Current Vintage; Straight Handle Only, with Shunt Trip, 90° of Handle Travel, 44" Min. Cubicle Width	RSA-135A	146	Cutler-Hammer/Westinghouse/Eaton ICCB Type SPB Systems Pow-R 250-3000 A	RSK-SPB1	197
Cutler-Hammer/Square D/Westinghouse ACB Type DS (All)	RSA-12A	80	Cutler-Hammer/Westinghouse/Eaton ICCB Type SPB Systems Pow-R 250-3000 A	RSK-SPB2	197
Cutler-Hammer/Square D/Westinghouse ACB Type DS (All)	RSK-DS10	190	Driescher and Wittjohann Drivisa LBS	RSA-63	111
Cutler-Hammer/Westinghouse MCC Ampguard Legacy Style Handle Operator	RSA-10	78	Eaton Type LBS	RSA-117B	139
			Electroswitch Breaker Control Switch	RSA-1C	72
			Electroswitch Breaker Control Switch	RSA-1A	71
			Electroswitch Control Switch Series 20	RSK-CS05	189
			Electroswitch/GE/Westinghouse/ITI/Shallco Breaker Control Switch	RSA-1	71
			Electroswitch/GE/Westinghouse/ITI/Shallco Breaker Control Switch, Electroswitch Series 24/24P; GE SB/SBM/SB-1/SB-9/SB-10; Type W, Shallco Series 26	RSK-CS01	188
			Electroswitch/GE/Westinghouse/ITM/Shallco Breaker Control Switch	RSA-1E	72
			Electroswitch/Westinghouse Breaker Control Switch	RSA-1B	71

MANUFACTURER/EQUIPMENT	RSA/RSK NUMBER	PAGE	MANUFACTURER/EQUIPMENT	RSA/RSK NUMBER	PAGE
ElectroswitchControl Switch Series 31, Common on Siemens RL Switchgear	RSK-CS07	190	GE Bolted Pressure Switch HPC Switch 2000-4000 A	RSA-73C	118
Elliot MCC Type 230	RSA-107	132	GE Bolted Pressure Switch HPC Switch 800-1600 A	RSA-73A	117
FPE ACB Type DST-II	RSA-126	144	GE Bolted Pressure Switch HPC Switch 800-1600 A	RSA-73B	117
FPE ACB Type H/HF-1(All) Nonmagnetic Switchgear	RSA-151A	154	GE E9000 Evolution MCC Bucket Size 1-4 Standard & Size 1 Horizontal	RSA-39	93
FPE ACB Type H-2/HL-2 & H-3/HL-3 Electric	RSA-112B	133	GE E9000 Evolution MCC Main	RSA-39B	93
FPE ACB Type H-2/HL-2 & H-3/HL-3 Manual	RSA-112	133	GE Flange Handle Operator STDA1	RSA-183	167
FPE Air Switch Type 20/16PL	RSA-112A	133	GE Flange Handle Operator STDA2	RSA-183A	168
FPE Low-Voltage ACB 12/16/20/32/40PL for Nonmagnetic Switchgear	RSA-228	179	GE Handle Operator SE100CS/TE100CS Breaker Switch NEMA Type4, 4X Enclosure; TE/SE Series Breakers	RSA-243	181
FPE MCCB J Frame 70-225 A	RSA-175B	166	GE Handle Operator SG400CS Breaker Switch NEMA Type 4, 4X Enclosure; Spectra G Series Breakers	RSA-243A	181
FPE MCCB M Frame 150-800 A	RSA-175E	166	GE Handle Operator Type TDR Integral Handle Mechanism	RSA-8B	77
FPE Panelboard Switch Switchmatic Disconnect Switch QMQB Series 400 A	RSA-102	128	GE Heavy-Duty Safety Switch TH Series	RSA-169A	165
Furnas/Siemens-Furnas/Siemens System 89 MCC Size 1-4 & TIASTAR	RSA-83	121	GE ICCB Power Break Electric 2500-4000 A	RSA-91A E	124
GE 7700 MCC Size 1-4 Bucket Handle Operator & Type TDR Integral Handle Mechanism	RSA-8	76	GE ICCB Power Break Electric 2500-4000 A	RSA-91C E	125
GE 7700 MCC Size 5 Bucket Handle Operator & Type TDR Integral Handle Mechanism	RSA-8A	77	GE ICCB Power Break Electric 800-2000 A	RSA-91 E	123
GE 8000 MCC Size 1-4	RSA-46	98	GE ICCB Power Break II, All Frame Sizes	RSA-76	118
GE 8000 MCC Size 5 Bucket/Style Main Disconnect	RSA-46B	98	GE ICCB Power Break II, All Frame Sizes	RSA-76E	118
GE ACB EntelliGuard G	RSA-162	160	GE ICCB Power Break Manual 2500-4000 A	RSA-91A M	125
GE ACB EntelliGuard G 400-6000 A, GG/GJ/GH/GK-04/07/08/10/13/16/20/25/32/40/50/64	RSA-162A	160	GE ICCB Power Break Manual 2500-4000 A	RSA-91C M	126
GE ACB Power Break	RSK-GEPB1	191	GE ICCB Power Break Manual 800-2000 A	RSA-91 M	124
GE ACB Power Break	RSK-GEPB1E	191	GE ICCB Power Break Manual 800-2000 A	RSA-91B M	125
GE ACB Power Break	RSK-GEPB1L	191	GE ICCB Power Break Manual/Electric 2500-4000 A	RSA-91A	124
GE ACB Power Break II	RSK-GEPB2	192	GE ICCB Power Break Manual/Electric 800-2000 A	RSA-91	123
GE ACB Type AK 1600-3200 A	RSK-AK13	187	GE LBS Medium-Voltage IC1074 Series	RSA-22	86
GE ACB Type AK-1/2/3(A)-50/75/100	RSA-18	83	GE MCC Limitamp Medium-Voltage Controller CR194 & CR7160/161 Series	RSA-9B	77
GE ACB Type AK-1/2/3-25	RSA-29	88	GE MCC Limitamp Medium-Voltage Controller Manual Interlock Defeat	RSA-9R	78
GE ACB Type AK-1/2/3-25 Close/Trip	RSA-29B	88	GE MCC Limitamp Medium-Voltage Controller Remote/Electric Interlock Defeat	RSA-9R	78
GE ACB Type AKR 800-2000 A	RSK-AK14	187	GE MCC Main Disconnect	RSA-46D	98
GE ACB Type AKR-4/5-A-30/50	RSA-45	96	GE MCCB E Line 150 A Frame Size TE/TEB/TEC/TECL/TED/TEML/THED	RSA-187A	170
GE ACB Type AKR-4/5-A-30/50	RSA-45E	97	GE MCCB F Line 225 A Frame Size THFK/TF/TFC/TFJ/TFK/TFL	RSA-187B	171
GE ACB Type AKR-6, 10D-30/50 & AKR-4, 5-B-30/50	RSA-45A	96	GE MCCB J Line 600 A Frame Size THJK/TJ/TJC/TJD/TJJ/TJK/TJL	RSA-187C	171
GE ACB Type AKR-6/10D-30/50 & AKR-4/5-B-30/50, Requires Bracket	RSK-AK11	186	GE MCCB J Line 600 A Frame Size THJK/TJ/TJC/TJD/TJJ/TJK/TJL	RSA-187G	171
GE ACB Type AKR-6/10D-75/100	RSK-AK12	186	GE MCCB K Line 1200 A Frame Size THKM/TKC/TKL/TKM	RSA-187H	172
GE ACB Type AKR-6/10D-75/100	RSA-45B	97	GE MCCB K Line 1200 A Frame Size, Flush Mounted, with Lockout-Tagout Device Installed	RSA-187	170
GE ACB Type AKR-6/10D-75/100	RSA-45C	97	GE MCCB Q-Line 2/3 Pole THQD/THQDL/TQD/TQDL	RSA-56C	105
GE ACB Type AKR-6/7/8/9/10D-30S	RSA-29A	88	GE MCCB Q-Line 3 Pole Gang THQB/THHQB/THQC/THHQC/THQL/THHQL/THQP/TQ/TQB/TQC/TQL/TXQB/TXQC/TXQL	RSA-56B	104
GE ACB Type AL Manually Operated up to 1600 A	RSA-209	176	GE MCCB Q-Line Single Pole THQB/THHQB/THQC/THHQC/THQL/THHQL/THQP/TQ/TQB/TQC/TQL/TXQB/TXQC/TXQL	RSA-56	104
GE ACB Type AMH 1200-2000 A	RSA-217	177	GE MCCB Tri-Break (Fused) TB Frame Size TB4/TBC4	RSA-195A	173
GE ACB Type M-PACT Low-Voltage	RSA-203	175	GE MCCB ZJ8 Link Operated Air Switch	RSA-196	173
GE ACB WavePro 3200-5000 A & EntelliGuard 3200-5000 A	RSA-59B	110	GE Panelboard Switch 300-Line Control Nonreversing Combination Magnetic Starter	RSA-62	110
GE ACB WavePro 800-2000 A & EntelliGuard 800-2000 A	RSA-59	109	GE SE-100 Series LBS 600-1200A 5kV/15kV	RSA-43	95
GE ACB WavePro 800-2000 A & EntelliGuard 800-2000 A	RSK-WAV21	198	GE Spectra Series MCCB SE Frame 15-100 A & SF Frame 70-250 A, Flush Mount	RSA-72C	116
GE AV Line Switchboard Rotary Operating Handle for Individually Mounted Devices/Branch Fusible Switch or Branch Circuit Breaker	RSA-188C	172			
GE Breaker Control Switch	RSA-1F	73			
GE Breaker Control Switch	RSA-1J	73			
GE Bolted Pressure Switch HPC Switch 2000-4000 A	RSA-73	117			

Rotary Remote Racking Tools

Extractor Remote Racking Tools

Single-Use Remote Racking Tools

Handheld Racking Tools

Remote Switch Operators, Actuators & Kits

MANUFACTURER/EQUIPMENT	RSA/RSK NUMBER	PAGE	MANUFACTURER/EQUIPMENT	RSA/RSK NUMBER	PAGE
GE Spectra Series MCCB SG Frame 125-600 A Flush Mount	RSA-72B	115	L&T DN2 MCCB Rotary Handle Actuator	RSA-252	184
GE Spectra Series MCCB SG Frame 125-600 A, Recessed Mount	RSA-72F	116	L&T DSINE ROH DM Rotary Handle Actuator	RSA-252A	184
GE Spectra Series MCCB SK Frame 300-1200 A, Flush Mount with Handle Extension	RSA-72A	115	Merlin Gerin COMPACT MCCB CK Frame 400-1200 A	RSA-149C	153
GE Spectra Series MCCB SK Frame 300-1200 A, Flush Mount without Handle Extension	RSA-72	115	Merlin Gerin COMPACT MCCB CM Frame, 1250-2500 A	RSA-149D	153
GE Spectra Series MCCB SK Frame 300-1200 A, Recessed Mount with Handle Extension	RSA-72D	116	Merlin Gerin COMPACT NS MCCB	RSA-250	183
GE Spectra Type ADS Panelboard Disconnect Switch 30/60/100/200 A	RSA-160	159	Merlin Gerin ICCB Type MP (All)	RSA-119	140
GE Spectra Type ADS Panelboard Disconnect Switch 400/600 A	RSA-160C	159	Merlin Gerin ICCB Type MP (All)	RSA-119A	140
GE Spectra Type ADS Panelboard Disconnect Switch 800/1200 A	RSA-160D	159	Merlin Gerin ICCB Type MP (All)	RSA-119B	141
GE TDM Door-Mounted Handle Operating Mechanism & 7098 MCC Bucket Size 1-4	RSA-34B	91	Merlin Gerin SF6/YSF6 CB Close/Trip	RSA-61	110
GE TDM Door-Mounted Handle Operating Mechanism/SKOM2 Operating Mechanism/7098 MCC Bucket Size 1-4	RSA-34	91	Merlin Gerin/Square D ICCB Masterpact NT (All)	RSA-180	167
GE Type Panelboard Switch QMR/THFP 240/600 V 30/60/100 A Twin	RSA-127	143	Merlin Gerin/Square D Masterpact NT (All)	RSK-NT20	193
GE Type Panelboard Switch QMR/THFP 240/600 V 400/600 A	RSA-127B	143	Merlin Gerin/Square D Masterpact NW (All)	RSK-NW20	194
GE Type Panelboard Switch QMR/THFP 240/600 V 800/1200 A	RSA-127C	144	Metron Handle Operator Electric Fire Pump Controller Series M200/M300/M400/M420/M430/M435/M450/M700	RSA 213A	177
GE/Westinghouse Control Switch, GE SB-1/SB-9/SB-10; Westinghouse Type W	RSK-CS04	189	Mitsubishi Medium-Voltage MCC Handle	RSA-32	90
ITE ACB Type KA/KB/KC/KD/KE	RSA-79	120	Motortronics Medium-Voltage Soft Starter MVC Plus, Overall Handle Length 14.125"	RSA-244A	182
ITE ACB Type KA/KB/KC/KD/KE	RSA-79A	120	Motortronics Medium-Voltage Soft Starter MVC Plus, Overall Handle Length 7"	RSA-244	182
ITE Type ET/ETI/ETO/ET-75/ET-C MCCB F Frame 2/3 Pole	RSA-66A	112	Powell MCCB Series P-13000 Class E-2 Controller	RSA-67	113
ITE Type ET/ETI/ETO/ET-75/ET-C MCCB J/HJKL Frame 2/3 Pole	RSA-66C	112	Powercon Load Break Interrupter Switch	RSA-31	89
ITE Type ET/ETI/ETO/ET-75/ET-C MCCB KM/KP/HP/CP Frames 2/3 Pole	RSA-66G	113	Powercon Load Break Interrupter Switch	RSA-31A	90
ITE/Gould/Siemens MCC Type 5600 Series	RSA-77	119	R & IE LIS	RSA-247	182
ITE/Siemens Enclosure Handle Operator for MCCBs	RSA-53A	103	S&C LIS	RSA-116	138
ITE/Siemens Fusible Vacu-Break Switch Plugs 100-200 A up to 600 V AC, Includes RV463/RV464	RSA-248	183	S&C LIS	RSA-116A	137
ITE/Siemens MCCB Sentron Series Type ED/HED/CED	RSA-136A	148	S&C LIS	RSA-116C	137
ITE/Siemens MCCB Sentron Series Type FD/HFD/HHFD/CFD/FXD/HFXD/HHFXD/CFXD	RSA-136C	149	S&C LIS	RSA-116D	138
ITE/Siemens MCCB Sentron Series Type JD/HJD/HHJD/CJD/JXD/HJXD/HHJXD/CJXD/LD/HLH/HLHD/CLD/LXD/HLXD/HHLXD/CLXD	RSA-136	148	S&C LIS Flush Application with 13.5" Handle Overall	RSA-116E	138
ITE/Siemens MCCB Sentron Series Type LMD/HLMD/LMXD/HLMXD/MD/HMD/CMD/MXD/HMXD/CMXD, ND/HND/CND/NXD/HNXD/CNXD, PD/HPD/CPD/PXD/HPXD/CPXD/ RD/HRD/RXD/HRXD	RSA-136B	149	S&C LIS Type MS Medium-Voltage	RSA-249	183
ITE/Siemens MCCB Sentron Series Type LMD/MD/ND/PD/RD with Handle Extension	RSA-136E	150	Schneider MCC Motorpact Medium-Voltage Motor Starter	RSA-50	100
ITE/Siemens MCCB Sentron Series Type TD/HTD/HHTD/STD/SHTD/SHHTD	RSA-136D	149	Schneider MCC Motorpact Medium-Voltage Motor Starter	RSA-50A	100
ITI Control Switch Series 95 & Larger	RSK-CS03	189	Schneider/Square D Blockset Rotary Handle Actuator	RSA-251	184
Klockner Moeller/Moeller Electric Door Coupling Handle Operator for PKZM 0/PKZM 01/PKZM 4 Breaker	RSA-210	176	Schneider/Square D Model 6 MCC	RSK-SDL6	196
Klockner Moeller/Moeller Electric IVS/Modan 2000/Modan 3000 MCC Handle Operator	RSA-140	151	Schneider/Square D Model 6 MCC with Closed Door Racking Mechanism	RSK-SDL6C	196
Klockner Moeller/Moeller Electric IVS/Modan 2000/Modan 3000 MCC Handle Operator	RSA-140B	152	Siat Bolted Pressure Switch A-15/650/12	RSA-28	87
Kraus & Naimer Selector Switch Size S1 with F221 Face Configuration for Label at Top, Handle Type "O" model G412 Type Handle	RSA-200B	174	Siemens ACB Type WL 800-6000 A	RSK-WL01	198
			Siemens ACB Type WL 800-6000 A with Siemens Racking Rails	RSK-WL01R	198
			Siemens Handle Operator CRHOH Rotary Door Mounted	RSA-52A	102
			Siemens Handle Operator RHOH Rotary Door Mounted	RSA-52	102
			Siemens ICCB Type 3WN	RSA-254	185
			Siemens ICCB Type SB/SBA/SBS	RSA-16	81
			Siemens ICCB Type SB/SBA/SBS	RSA-16A	82
			Siemens ICCB Type SB/SBA/SBS	RSA-16B	82
			Siemens ICCB Type SB/SBA/SBS	RSK-SBH2	196
			Siemens ICCB Type WN/WL/3WN/3WL Low-Voltage ACB	RSA-158	158
			Siemens MCC 81000 Medium-Voltage Controller	RSA-14	80
			Siemens MCC 81000 Medium-Voltage Controller	RSA-14A	80
			Siemens MCC 81000 Medium-Voltage Controller	RSA-14B	81
			Siemens MCC SIMOVAC Medium-Voltage Controller	RSA-15	81
			Siemens MCCB Type BL/BLH 2 Pole	RSA-55A	104
			Siemens MCCB Type BL/BLH Single Pole	RSA-55	103



MANUFACTURER/EQUIPMENT	RSA/RSK NUMBER	PAGE	MANUFACTURER/EQUIPMENT	RSA/RSK NUMBER	PAGE
Siemens MCCB Type BL/BLH Single Pole	RSK-BL30	188	Square D MCCB N Frame	RSA-57U	109
Siemens Panelboard Switch Vacu-Break Fusible Panel Units Main Switch VF357/VB357/VF358/VB358	RSA-154F	157	Square D MCCB P Frame	RSA-57V	109
Siemens Panelboard Switch Vacu-Break Fusible Panel Units V2EXXXX/V7EXXXX	RSA-154B	156	Square D MCCB P Frame	RSK-P11	194
Siemens Panelboard Switch Vacu-Break Fusible Panel Units V2FXXXX/V7FXXXX	RSA-154C	156	Square D MCCB PowerPact E Frame 15-125 A	RSA-164B	162
Siemens Panelboard Switch Vacu-Break Fusible Panel Units V2HXXXX/V7HXXXX	RSA-154D	157	Square D MCCB PowerPact H Frame 15-150 A	RSA-164C	162
Siemens/Siemens-Allis ACB Charge Assembly Type RL/RLE/RLF 3200-5000 A	RSA-51C	101	Square D MCCB PowerPact J Frame 150-250 A	RSA-164E	162
Siemens/Siemens-Allis ACB Close/Trip Assembly Type RL/RLE/RLF 3200-5000 A	RSA-51C	102	Square D MCCB PowerPact L Frame 250-600 A	RSA-164H	163
Siemens/Siemens-Allis ACB Type RL/RLE/RLF 3200-5000 A	RSA-51A	101	Square D MCCB PowerPact M Frame 300-800 A	RSA-164I	163
Siemens/Siemens-Allis ACB Type RL/RLE/RLF 3200-5000 A	RSK-RL12	195	Square D MCCB PowerPact P Frame 250-1200 A	RSA-164J	163
Siemens/Siemens-Allis ACB Type RL/RLE/RLF/RLI 800-2000 A	RSA-51	101	Square D MCCB PowerPact R Frame 600-3000 A	RSA-164K	164
Siemens/Siemens-Allis Marq21 Model 90 MCC Bucket Size 1-4	RSA-37	93	Square D Model 4 MCC Bucket Size 1-4	RSA-97	127
Siemens/Siemens-Allis Marq21/Model 90/Model 95/Model 95+ MCC Bucket Size 1-4	RSA-82	121	Square D Model 4 MCC Bucket Size 5	RSA-97A	127
Square D Bolted Pressure Switch Manually Operated Type Bolt-Loc BL Series & Type AV Switch AVO Series with AVFQ/AVSQ Handle Operator	RSA-181	167	Square D Model 5 MCC Bucket Size 1-5	RSA-185	169
Square D Breaker Control Switch, Selector Switch 600 V AC 10 A	RSA-1K	74	Square D Model 6 MCC Size 1-5 Bucket & Main	RSA-33A	91
Square D Enclosed CB Type NEMA 12/3R/Series E3 100-600 A & 300-1000 A	RSA-201	174	Square D Panelboard Switch Type QMBW-QMB221TW/222TW/223TW/321TW/322TW/323TW/261TW/262TW/263TW/361TW/362TW/363TW; QMJ361T/362T/363T/364T	RSA-123A	142
Square D Heavy-Duty Safety Switch 200 A H/HU-224/324/364/464-N/A/N/NRB/RB/A/AKW	RSA-166B	164	Square D Panelboard Switch Type QMBW-QMB224W/324W/264W/364W, QMJ365	RSA-123	142
Square D Heavy-Duty Safety Switch 30/60 A H/HU-221/222/321/322/361-DS	RSA-166G	164	Square D Panelboard Switch Type QMBW-QMB225W/325W/326W/365W/366W/367W/368W; QMJ366	RSA-123C	142
Square D ICCB Masterpact NW (All)	RSA-120	141	Square D Power Zone LBS	RSA-147	152
Square D ICCB Masterpact NW (All)	RSA-120B	141	Square D Power Zone LBS	RSA-147A	153
Square D ICCB SE Series (All)	RSK-SE06	197	Square D Through-the-Door Handle Operator Class 9421 Type L CB Mechanism	RSA-161A	160
Square D ICCB SE Series (All)	RSA-155	157	Square D Type QMB Safelex Panelboard Switch 12.0"/15.0"/18.0"; Single; 400/600 A Series 1 or 4	RSA-134B	145
Square D LBS Mini-Break/Mini-Flex	RSA-21	85	Square D Type QMB Safelex Panelboard Switch 2000 A	RSA-134H	145
Square D LIS HVL/cc Medium-Voltage Metal-Enclosed Switchgear w/ Over Toggle Mechanism	RSA-27	86	Square D Type QMB Safelex Panelboard Switch 6.0"; Twin; 30/60 A; Series 2 or 4 & 7.5"; Twin; 60/100 A, Series 2 or 4	RSA-134	144
Square D LIS HVL/cc Medium-Voltage Metal-Enclosed Switchgear w/ Stored Energy Mechanism	RSA-27A	87	Square D/GTE/Sylvania Bolted Pressure Switch Bolt-Loc Type BP Series 800-2000 A	RSA-100B	128
Square D LIS HVL/cc Medium-Voltage Metal-Enclosed Switchgear w/ Stored Energy Mechanism	RSA-27B	87	Terasaki MCCB S400-PE	RSA-124	143
Square D MCC Class 8198 High-Voltage Motor Starter	RSA-159	158	Terasaki/Hyundai ACB TemPower Type 630-4000 A & HAT 630-5000 A	RSA-233	180
Square D MCC Iso-Flex Model 4 Class 8198 Medium-Voltage Controller	RSA-44	96	Terasaki/Hyundai ACB TemPower Type AT Low-Voltage 630-4000 A & HAT Low-Voltage 630-5000 A	RSA-233A	180
Square D MCC Size 1-5 Bucket & Main	RSA-33	90	Toshiba JK Series MCC Starter/Controller	RSA-54	103
Square D MCCB E Frame	RSA-57	105	UK Breaker Control Switch	RSA-1D	72
Square D MCCB F/K Frame	RSA-57C	105	Westinghouse ACB Type 50DH-150/250/350	RSA-23	86
Square D MCCB L Frame	RSA-57G	106	Westinghouse ACB Type DA-50	RSA-104	129
Square D MCCB L Frame	RSA-57I	107	Westinghouse ACB Type DB-15/25 15-600 A	RSA-80	120
Square D MCCB L/Q4 Frame	RSA-57D	106	Westinghouse ACB Type DB-15/25 15-600 A	RSA-80A	121
Square D MCCB L/Q4 Frame	RSA-57E	106	Westinghouse ACB Type DB-50 200-1600 A	RSA-95	126
Square D MCCB M Frame	RSA-57J	107	Westinghouse ACB Type DB-50 200-1600 A	RSA-95A	126
Square D MCCB M Frame	RSA-57K	107	Westinghouse ACB Type DHP 1200-3000 A	RSA-11	79
Square D MCCB M Frame	RSA-57N	108	Westinghouse ACB Type DHP 1200-3000 A, Close	RSA-11B	79
Square D MCCB M Frame	RSA-57O	108	Westinghouse DFS Air Switch, Charge Assembly	RSA-64	111
Square D MCCB N Frame	RSA-57T	108	Westinghouse DFS Air Switch, Close/Trip Assembly	RSA-64	111
			Westinghouse LBS Type ADM Disconnect Switch	RSA-186	170
			Westinghouse LBS Type WLI	RSA-117	139
			Westinghouse LBS Type WLI with Permanent Handle	RSA-117D	140
			Westinghouse MCC Type W Size 1-4	RSA-7	75
			Westinghouse MCC Type W Size 1-4	RSA-7A	76
			Westinghouse MCC Type W Size 5	RSA-7B	76

Rotary Remote Racking Tools

Extractor Remote Racking Tools

Single-Use Remote Racking Tools

Handheld Racking Tools

Remote Switch Operators, Actuators & Kits

## Product Index

<b>RSA/RSK NUMBER</b>	<b>MANUFACTURER/EQUIPMENT</b>	<b>PAGE</b>	<b>RSA/RSK NUMBER</b>	<b>MANUFACTURER/EQUIPMENT</b>	<b>PAGE</b>
RSA-1	Electroswitch/GE/Westinghouse/ITI/Shallco Breaker Control Switch	71	RSA-20	Cutler-Hammer/Westinghouse MCCB E/F Frame 10-150 A	83
RSA-1A	Electroswitch Breaker Control Switch	71	RSA-20A	Cutler-Hammer/Westinghouse MCCB JB/KB/HKB Frame	83
RSA-1B	Electroswitch/Westinghouse Breaker Control Switch	71	RSA-20C	Cutler-Hammer/Westinghouse MCCB LA/LAB/HLA/LC Frame	84
RSA-1C	Electroswitch Breaker Control Switch	72	RSA-20CR	Cutler-Hammer/Westinghouse MCCB L Frame 125-600 A	84
RSA-1D	UK Switch Breaker Control Switch	72	RSA-20D	Cutler-Hammer/Westinghouse MCCB MA/HMA Frame MC	84
RSA-1E	Electroswitch/GE/Westinghouse/ITM/Shallco Breaker Control Switch	72	RSA-20E	Cutler-Hammer/Westinghouse MCCB NB/HNB Frame NC	85
RSA-1F	GE Breaker Control Switch	73	RSA-20F	Cutler-Hammer/Westinghouse MCCB PB Frame PA/PC	85
RSA-1H	Cutler-Hammer Breaker Control Switch	73	RSA-21	Square D LBS Mini-Break/Mini-Flex	85
RSA-1J	GE Breaker Control Switch	73	RSA-22	GE LBS Medium-Voltage IC1074 Series	86
RSA-1K	Square D Breaker Control Switch, Selector Switch 600 V AC 10 A	74	RSA-23	Westinghouse ACB Type 50DH-150/250/350	86
RSA-2	All Manufacturers, Push Button	74	RSA-27	Square D LIS HVL/cc Medium-Voltage Metal-Enclosed Switchgear w/ Over Toggle Mechanism	86
RSA-2B	All Manufacturers, Push Button	74	RSA-27A	Square D LIS HVL/cc Medium-Voltage Metal-Enclosed Switchgear w/ Stored Energy Mechanism	87
RSA-2D	All Manufacturers, Push Button	75	RSA-27B	Square D LIS HVL/cc Medium-Voltage Metal-Enclosed Switchgear w/ Stored Energy Mechanism	87
RSA-2HD	All Manufacturers, Push Button	75	RSA-28	Siat Bolted Pressure Switch A-15/650/12	87
RSA-7	Westinghouse MCC Type W Size 1-4	75	RSA-29	GE ACB Type AK-1/2/3-25	88
RSA-7A	Westinghouse MCC Type W Size 1-4	76	RSA-29A	GE ACB Type AKR-6/7/8/910D-30S	88
RSA-7B	Westinghouse MCC Type W Size 5	76	RSA-29B	GE ACB Type AK-1/2/3-25 Close/Trip	88
RSA-8	GE 7700 MCC Size 1-4 Bucket Handle Operator & Type TDR Integral Handle Mechanism	76	RSA-30	ABB/BBC/ITE ACB K-Line	89
RSA-8A	GE 7700 MCC Size 5 Bucket Handle Operator & Type TDR Integral Handle Mechanism	77	RSA-30A	ABB/BBC/ITE ACB K-Line	89
RSA-8B	GE Handle Operator Type TDR Integral Handle Mechanism	77	RSA-31	Powercon Load Break Interrupter Switch	89
RSA-9B	GE MCC Limitamp Medium-Voltage Controller CR194 & CR7160/161 Series	77	RSA-31A	Powercon Load Break Interrupter Switch	90
RSA-9R	GE MCC Limitamp Medium-Voltage Controller Manual Interlock Defeat	78	RSA-32	Mitsubishi Medium-Voltage MCC Handle	90
RSA-9R	GE MCC Limitamp Medium-Voltage Controller Remote/Electric Interlock Defeat	78	RSA-33	Square D MCC Size 1-5 Bucket & Main	90
RSA-10	Cutler-Hammer/Westinghouse MCC Ampguard Legacy Style Handle Operator	78	RSA-33A	Square D Model 6 MCC Size 1-5 Bucket & Main	91
RSA-10A	Cutler-Hammer/Eaton MCC Ampguard Current Style Handle Operator	79	RSA-34	GE TDM Door-Mounted Handle Operating Mechanism/SKOM2 Operating Mechanism/7098 MCC Bucket Size 1-4	91
RSA-11	Westinghouse ACB Type DHP 1200-3000 A	79	RSA-34B	GE TDM Door-Mounted Handle Operating Mechanism & 7098 MCC Bucket Size 1-4	91
RSA-11B	Westinghouse ACB Type DHP 1200-3000 A, Close	79	RSA-35	Cutler-Hammer/Westinghouse/Eaton 11-300 MCC Bucket & MCCB Slide Plate Type Handle Mechanism	92
RSA-12A	Cutler-Hammer/Square D/Westinghouse ACB Type DS (All)	80	RSA-35B	Cutler-Hammer/Westinghouse/Eaton 11-300 MCC Bucket & MCCB Slide Plate Type Handle Mechanism	92
RSA-14	Siemens MCC 81000 Medium-Voltage Controller	80	RSA-36	Cutler-Hammer Freedom Unitrol MCC Bucket Size 1-4	92
RSA-14A	Siemens MCC 81000 Medium-Voltage Controller	80	RSA-37	Siemens/Siemens-Allis Marq21 Model 90 MCC Bucket Size 1-4	93
RSA-14B	Siemens MCC 81000 Medium-Voltage Controller	81	RSA-39	GE E9000 Evolution MCC Bucket Size 1-4 Standard & Size 1 Horizontal	93
RSA-15	Siemens MCC SIMOVAC Medium-Voltage Controller	81	RSA-39B	GE E9000 Evolution MCC Main	93
RSA-16	Siemens ICCB Type SB/SBA/SBS	81	RSA-40	Cutler-Hammer/Eaton Handle Operator Vari-Depth Type Mech; NEMA Type 1, 3R, 12	94
RSA-16A	Siemens ICCB Type SB/SBA/SBS	82	RSA-41	Allen-Bradley CENTERLINE 2100 MCC Bucket Size 1-4	94
RSA-16B	Siemens ICCB Type SB/SBA/SBS	82	RSA-41B	Allen-Bradley CENTERLINE 2100 MCC Main	94
RSA-17	Allis-Chalmers/Siemens/Siemens-Allis ACB Type FA/FB/FC	82			
RSA-18	GE ACB Type AK-1/2/3(A)-50/75/100	83			

Rotary Remote Racking Tools

Extractor Remote Racking Tools

Single-Use Remote Racking Tools

Handheld Racking Tools

Remote Switch Operators, Actuators & Kits

RSA/RSK NUMBER	MANUFACTURER/EQUIPMENT	PAGE
RSA-41C	Allen-Bradley CENTERLINE 2100 MCC Horizontal Bucket Size 1	95
RSA-42	Cutler-Hammer/Eaton Handle Operator Series C Rotary Through-the-Door Handle Mechanism	95
RSA-43	GE SE-100 Series LBS 600-1200A 5kV/15kV	95
RSA-44	Square D MCC Iso-Flex Model 4 Class 8198 Medium-Voltage Controller	96
RSA-45	GE ACB Type AKR-4/5-A-30/50	96
RSA-45A	GE ACB Type AKR-6, 10D-30/50 & AKR-4, 5-B-30/50	96
RSA-45B	GE ACB Type AKR-6/10D-75/100	97
RSA-45C	GE ACB Type AKR-6/10D-75/100	97
RSA-45E	GE ACB Type AKR-4/5-A-30/50	97
RSA-46	GE 8000 MCC Size 1-4	98
RSA-46B	GE 8000 MCC Size 5 Bucket/Style Main Disconnect	98
RSA-46D	GE MCC Main Disconnect	98
RSA-47	Allen-Bradley CENTERLINE 2100 MCC Size 1-4 Bucket	99
RSA-47A	Allen-Bradley CENTERLINE 2100 MCC Size 5 Bucket & 5 kV Starter	99
RSA-47B	Allen-Bradley CENTERLINE 2100 MCC Size 1-4 Bucket	99
RSA-48	Cutler-Hammer/Eaton ICCB Type Magnum DS/SB	100
RSA-50	Schneider MCC Motorpact Medium-Voltage Motor Starter	100
RSA-50A	Schneider MCC Motorpact Medium-Voltage Motor Starter	100
RSA-51	Siemens/Siemens-Allis ACB Type RL/RLE/RLF/RLI 800-2000 A	101
RSA-51A	Siemens/Siemens-Allis ACB Type RL/RLE/RLF 3200-5000 A	101
RSA-51C	Siemens/Siemens-Allis ACB Charge Assembly Type RL/RLE/RLF 3200-5000 A	101
RSA-51C	Siemens/Siemens-Allis ACB Close/Trip Assembly Type RL/RLE/RLF 3200-5000 A	102
RSA-52	Siemens Handle Operator RHOH Rotary Door Mounted	102
RSA-52A	Siemens Handle Operator CRHOH Rotary Door Mounted	102
RSA-53A	ITE/Siemens Enclosure Handle Operator for MCCBs	103
RSA-54	Toshiba JK Series MCC Starter/Controller	103
RSA-55	Siemens MCCB Type BL/BLH Single Pole	103
RSA-55A	Siemens MCCB Type BL/BLH 2 Pole	104
RSA-56	GE MCCB Q-Line Single Pole THQB/THHQB/THQC/THHQC/THQL/THHQL/THQP/TQ/TQB/TQC/TQL/TXQB/TXQC/TXQL	104
RSA-56B	GE MCCB Q-Line 3 Pole Gang THQB/THHQB/THQC/THHQC/THQL/THHQL/THQP/TQ/TQB/TQC/TQL/TXQB/TXQC/TXQL	104
RSA-56C	GE MCCB Q-Line 2/3 Pole THQD/THQDL/TQD/TQDL	105
RSA-57	Square D MCCB E Frame	105
RSA-57C	Square D MCCB F/K Frame	105
RSA-57D	Square D MCCB L/Q4 Frame	106
RSA-57E	Square D MCCB L/Q4 Frame	106
RSA-57G	Square D MCCB L Frame	106
RSA-57I	Square D MCCB L Frame	107
RSA-57J	Square D MCCB M Frame	107
RSA-57K	Square D MCCB M Frame	107

RSA/RSK NUMBER	MANUFACTURER/EQUIPMENT	PAGE
RSA-57N	Square D MCCB M Frame	108
RSA-57O	Square D MCCB M Frame	108
RSA-57T	Square D MCCB N Frame	108
RSA-57U	Square D MCCB N Frame	109
RSA-57V	Square D MCCB P Frame	109
RSA-59	GE ACB WavePro 800-2000 A & EntelliGuard 800-2000 A	109
RSA-59B	GE ACB WavePro 3200-5000 A & EntelliGuard 3200-5000 A	110
RSA-61	Merlin Gerin SF6/YFS6 CB Close/Trip	110
RSA-62	GE Panelboard Switch 300-Line Control Nonreversing Combination Magnetic Starter	110
RSA-63	Driescher and Wittjohann Driwisa LBS	111
RSA-64	Westinghouse DFS Air Switch, Charge Assembly	111
RSA-64	Westinghouse DFS Air Switch, Close/Trip Assembly	111
RSA-65	ABB/BBC/ITE VersaRupter LIS/HK-HPL-C Drawout Interrupter Switch	112
RSA-66A	ITE Type ET/ETI/ETO/ET-75/ET-C MCCB F Frame 2/3 Pole	112
RSA-66C	ITE Type ET/ETI/ETO/ET-75/ET-C MCCB J/HJKL Frame 2/3 Pole	112
RSA-66G	ITE Type ET/ETI/ETO/ET-75/ET-C MCCB KM/KP/HP/CP Frames 2/3 Pole	113
RSA-67	Powell MCCB Series P-13000 Class E-2 Controller	113
RSA-69A	ABB/SACE ICCB Megamax F Low-Voltage Power Circuit Breaker 1200-6000 A, All Sizes	113
RSA-71	Allen-Bradley CENTERLINE 2100 MCC 5kV Starter (1st generation, gray metal handle operator)	114
RSA-71B	Allen-Bradley CENTERLINE 2100 MCC 5kV Starter (2nd generation, flush mount, red/black plastic handle operator)	114
RSA-71C	Allen-Bradley CENTERLINE 2100 Handle Operator 5kV Starter (2nd generation, recessed mount, red/black plastic handle operator)	114
RSA-72	GE Spectra Series MCCB SK Frame 300-1200 A, Flush Mount without Handle Extension	115
RSA-72A	GE Spectra Series MCCB SK Frame 300-1200 A, Flush Mount with Handle Extension	115
RSA-72B	GE Spectra Series MCCB SG Frame 125-600 A Flush Mount	115
RSA-72C	GE Spectra Series MCCB SE Frame 15-100 A & SF Frame 70-250 A, Flush Mount	116
RSA-72D	GE Spectra Series MCCB SK Frame 300-1200 A, Recessed Mount with Handle Extension	116
RSA-72F	GE Spectra Series MCCB SG Frame 125-600 A, Recessed Mount	116
RSA-73	GE Bolted Pressure Switch HPC Switch 2000 4000 A	117
RSA-73A	GE Bolted Pressure Switch HPC Switch 800 1600 A	117
RSA-73B	GE Bolted Pressure Switch HPC Switch 800-1600 A	117
RSA-73C	GE Bolted Pressure Switch HPC Switch 2000-4000 A	118
RSA-76	GE ICCB Power Break II, All Frame Sizes	118
RSA-76E	GE ICCB Power Break II, All Frame Sizes	118
RSA-77	ITE/Gould/Siemens MCC Type 5600 Series	119
RSA-78	Cutler-Hammer/Westinghouse MCC Cutler-Hammer F2100, Advantage, Series 2100; Westinghouse 5 Star Size 1-5 MCC Bucket	119

Rotary Remote Racking Tools

Extractor Remote Racking Tools

Single-Use Remote Racking Tools

Handheld Racking Tools

Remote Switch Operators, Actuators & Kits

Rotary Remote Racking Tools

Extractor Remote Racking Tools

Single-Use Remote Racking Tools

Handheld Racking Tools

Remote Switch Operators, Actuators & Kits

RSA/RSK NUMBER	MANUFACTURER/EQUIPMENT	PAGE	RSA/RSK NUMBER	MANUFACTURER/EQUIPMENT	PAGE
RSA-78A	Cutler-Hammer/Westinghouse Type F2100/ Advantage/Series 2100/5 Star MCC Main	119	RSA-111F	ABB MCCB P Frame 1600/2000/2500 A Frame Size	132
RSA-79	ITE ACB Type KA/KB/KC/KD/KE	120	RSA-112	FPE ACB Type H-2/HL-2 & H-3/HL-3 Manual	133
RSA-79A	ITE ACB Type KA/KB/KC/KD/KE	120	RSA-112A	FPE Air Switch Type 20/16PL	133
RSA-80	Westinghouse ACB Type DB-15/25 15-600 A	120	RSA-112B	FPE ACB Type H-2/HL-2 & H-3/HL-3 Electric	133
RSA-80A	Westinghouse ACB Type DB-15/25 15-600 A	121	RSA-113	Cutler-Hammer/Westinghouse Series C MCCB N Frame 400-1200 A, White, Flush Mounted with Handle Extension	134
RSA-82	Siemens/Siemens-Allis Marq21/Model 90/Model 95/ Model 95+ MCC Bucket Size 1-4	121	RSA-113A	Cutler-Hammer/Westinghouse Series C MCCB K Frame 70-400 A, White, Flush Mounted	134
RSA-83	Furnas/Siemens-Furnas/Siemens System 89 MCC Size 1-4 & TIASTAR	121	RSA-113B	Cutler-Hammer/Westinghouse Series C MCCB F Frame 10-225 A, White, Flush Mounted	134
RSA-87	Cutler-Hammer F10 Unitrol/9800 Unitrol MCC Size 1-4 Bucket Slider Style Operating Handle Mechanism	122	RSA-113D	Cutler-Hammer/Westinghouse Series C MCCB J Frame 70-250 A, White, Flush Mounted	135
RSA-87A	Cutler-Hammer F10 Unitrol/9800 Unitrol MCC Size 5 Bucket Slider Style Operating Handle Mechanism	122	RSA-113E	Cutler-Hammer/Westinghouse Series C MCCB M Frame 300-800 A, White, Flush Mounted	135
RSA-89	Cutler-Hammer 9800 Unitrol Size 1-4 MCC Bucket	122	RSA-113G	Cutler-Hammer/Westinghouse Series C MCCB R Frame 800-2500 A, White, Flush Mounted with Handle Extension	135
RSA-89A	Cutler-Hammer 9800 Unitrol Size 5 MCC Bucket	123	RSA-113I	Cutler-Hammer/Westinghouse Series C MCCB L Frame 125-600 A, White, Recessed Mounted without Handle Extension	136
RSA-91	GE ICCB Power Break Manual/Electric 800-2000 A	123	RSA-113J	Cutler-Hammer/Westinghouse Series C MCCB R Frame 800-2500 A, White, Stand-Alone Mounted with Handle Extension	136
RSA-91 E	GE ICCB Power Break Electric 800-2000 A	123	RSA-114	ABB/BBC/ITE ACB Type LK	136
RSA-91 M	GE ICCB Power Break Manual 800-2000 A	124	RSA-115	ABB/BBC/ITE ACB Type MB	137
RSA-91A	GE ICCB Power Break Manual/Electric 2500-4000 A	124	RSA-116	S&C LIS	137
RSA-91A E	GE ICCB Power Break Electric 2500-4000 A	124	RSA-116A	S&C LIS	137
RSA-91A M	GE ICCB Power Break Manual 2500-4000 A	125	RSA-116C	S&C LIS	138
RSA-91B M	GE ICCB Power Break Manual 800-2000 A	125	RSA-116D	S&C LIS	138
RSA-91C E	GE ICCB Power Break Electric 2500-4000 A	125	RSA-116E	S&C LIS Flush Application with 13.5" Handle Overall	138
RSA-91C M	GE ICCB Power Break Manual 2500-4000 A	126	RSA-117	Westinghouse LBS Type WLI	139
RSA-95	Westinghouse ACB Type DB-50 200-1600 A	126	RSA-117A	Cutler-Hammer LBS Type MVS	139
RSA-95A	Westinghouse ACB Type DB-50 200-1600 A	126	RSA-117B	Eaton Type LBS	139
RSA-96	ABB/SACE ICCB Emax Low-Voltage Power CB 800-6000 A, All Sizes & Tmax MCCBs 1600-3000 A	127	RSA-117D	Westinghouse LBS Type WLI with Permanent Handle	140
RSA-97	Square D Model 4 MCC Bucket Size 1-4	127	RSA-119	Merlin Gerin ICCB Type MP (All)	140
RSA-97A	Square D Model 4 MCC Bucket Size 5	127	RSA-119A	Merlin Gerin ICCB Type MP (All)	140
RSA-99	Clark/Sylvania 6200 MCC Bucket	128	RSA-119B	Merlin Gerin ICCB Type MP (All)	141
RSA-100B	Square D/GTE/Sylvania Bolted Pressure Switch Bolt-Loc Type BP Series 800-2000 A	128	RSA-120	Square D ICCB Masterpact NW (All)	141
RSA-102	FPE Panelboard Switch Switchmatic Disconnect Switch QMQB Series 400 A	128	RSA-120B	Square D ICCB Masterpact NW (All)	141
RSA-103	Clark/Sylvania/Zinsco/FPE QSF Series Panelboard Switch 100-600 A	129	RSA-123	Square D Panelboard Switch Type QMBW-QMB224W/324W/264W/364W, QMJ365	142
RSA-103A	Clark/Sylvania/Zinsco/FPE QSF Series & 5310/5320/5325 MCC Bucket	129	RSA-123A	Square D Panelboard Switch Type QMBW-QMB2 21TW/222TW/223TW/321TW/322TW/323TW/2 61TW/262TW/ 263TW/361TW/362TW/363TW; QMJ361T/362T/363T/364T	142
RSA-104	Westinghouse ACB Type DA-50	129	RSA-123C	Square D Panelboard Switch Type QMBW-QMB225W/ 325W/326W/365W/366W/367W/368W; QMJ366	142
RSA-105	Allis-Chalmers/Siemens/Siemens-Allis ACB Type LA/ LAF 1600-2000 A	130	RSA-124	Terasaki MCCB S400-PE	143
RSA-105A	Allis-Chalmers/Siemens/Siemens-Allis ACB Charge Assembly Type LA/LAF 3000-4000 A	130	RSA-126	FPE ACB Type DST-II	143
RSA-105A	Allis-Chalmers/Siemens/Siemens-Allis ACB Close/Trip Assembly Type LA/LAF 3000-4000 A	130	RSA-127	GE Panelboard Switch Type QMR/THFP 240/600 V 30/60/100 A Twin	143
RSA-105B	Allis-Chalmers/Siemens/Siemens-Allis ACB Type LA/ LAF 600-800 A	131	RSA-127B	GE Panelboard Switch Type QMR/THFP 240/600 V 400/600 A	144
RSA-105C	Allis-Chalmers/Siemens/Siemens-Allis ACB Type LA/ LAF 3000-4000 A	131	RSA-127C	GE Panelboard Switch Type QMR/THFP 240/600 V 800/1200 A	144
RSA-105F	Allis-Chalmers/Siemens/Siemens-Allis ACB Type LA/ LAF 600-800 A	131			
RSA-107	Elliot MCC Type 230	132			
RSA-111E	ABB MCCB N Frame 1200 A Frame Size	132			



RSA/RSK NUMBER	MANUFACTURER/EQUIPMENT	PAGE
RSA-134	Square D Type QMB Safelex Panelboard Switch 6.0"; Twin; 30/60 A; Series 2 or 4 & 7.5"; Twin; 60/100 A, Series 2 or 4	144
RSA-134B	Square D Type QMB Safelex Panelboard Switch 12.0"/15.0"/18.0"; Single; 400/600 A Series 1 or 4	145
RSA-134H	Square D Type QMB Safelex Panelboard Switch 2000 A	145
RSA-135	Cutler-Hammer/Eaton/Pringle Bolted Pressure Switch QA-CBC 2500 A & Below; Current Vintage; Straight Handle Only, with Shunt Trip, 90° of Handle Travel, 28"-32" Min. Cubicle Width	145
RSA-135A	Cutler-Hammer/Eaton/Pringle Bolted Pressure Switch QA-CBC Above 2500 A; Current Vintage; Straight Handle Only, with Shunt Trip, 90° of Handle Travel, 44" Min. Cubicle Width	146
RSA-135D	Cutler-Hammer/Eaton/Pringle Bolted Pressure Switch QA 800 A Only; Current Vintage; Straight Handle Only, without Shunt Trip, 90° of Handle Travel, 24" Min. Cubicle Width	146
RSA-135E	Cutler-Hammer/Eaton/Pringle Bolted Pressure Switch QA 1200-2500 A; Current Vintage; Straight Handle Only, without Shunt Trip, 115° of Handle Travel, 28"-32" Min. Cubicle Width	146
RSA-135F	Cutler-Hammer/Eaton/Pringle Bolted Pressure Switch QA Above 2500 A; Current Vintage; Straight Handle Only, without Shunt Trip, 115° of Handle Travel, 44" Min. Cubicle Width	147
RSA-135G	Cutler-Hammer/Eaton/Pringle Bolted Pressure Switch QA 800 A Only; Legacy Vintage; Straight Cast Aluminum Only, without Shunt Trip, 90° of Handle Travel, 24" Min. Cubicle Width	147
RSA-135H	Cutler-Hammer/Eaton/Pringle Bolted Pressure Switch QA 1200-2500 A; Legacy Vintage; Straight Cast Aluminum Only, without Shunt Trip, 115° of Handle Travel, 28"-32" Min. Cubicle Width	147
RSA-135I	Cutler-Hammer/Eaton/Pringle Bolted Pressure Switch QA Above 2500 A; Legacy Vintage; Straight Cast Aluminum Only, without Shunt Trip, 115° of Handle Travel, 44" Min. Cubicle Width	148
RSA-136	ITE/Siemens MCCB Sentron Series Type JD/HJD/HHJD/CJD/JXD/HJXD/HHJXD/CJXD/LD/HLD/HHLD/CLD/LXD/HLXD/HLLXD/CLXD	148
RSA-136A	ITE/Siemens MCCB Sentron Series Type ED/HED/CED	148
RSA-136B	ITE/Siemens MCCB Sentron Series Type LMD/HLMD/LMXD/HLMXD/MD/HMD/CMD/MXD/HMXD/CMXD, ND/HND/CND/NXD/HNXD/CNXD, PD/HPD/CPD/PXD/HPXD/CPXD/RD/HRD/RXD/HRXD	149
RSA-136C	ITE/Siemens MCCB Sentron Series Type FD/HFD/HHFD/CFD/FXD/HFXD/HHFXD/CFXD	149
RSA-136D	ITE/Siemens MCCB Sentron Series Type TD/HTD/HHTD/STD/SHTD/SHHTD	149
RSA-136E	ITE/Siemens MCCB Sentron Series Type LMD/MD/ND/PD/RD with Handle Extension	150
RSA-138	Allis-Chalmers/Siemens-Allis LIS Type SE	150
RSA-138A	Allis-Chalmers/Siemens-Allis LIS Type SE2/SG 3328 or QB 5/15 kV Metal Enclosed Switch	150
RSA-138B	Allis-Chalmers/Siemens-Allis LIS Type SE4 or QB 5/15 kV Metal Enclosed Switch	151
RSA-139	Allis-Chalmers/Siemens/Siemens-Allis LIS Spacemaker/Spacemaker II Type 456 Contactor	151
RSA-140	Klockner Moeller/Moeller Electric IVS/Modan 2000/Modan 3000 MCC Handle Operator	151
RSA-140B	Klockner Moeller/Moeller Electric IVS/Modan 2000/Modan 3000 MCC Handle Operator	152

RSA/RSK NUMBER	MANUFACTURER/EQUIPMENT	PAGE
RSA-145E	ABB/SACE Isomax MCCB Size S7 1200 A Frame	152
RSA-147	Square D Power Zone LBS	152
RSA-147A	Square D Power Zone LBS	153
RSA-149C	Merlin Gerin COMPACT MCCB CK Frame 400-1200 A	153
RSA-149D	Merlin Gerin COMPACT MCCB CM Frame, 1250-2500 A	153
RSA-150	ABB/BBC/ITE MCC 7850 Series Medium-Voltage Motor Starter	154
RSA-151A	FPE ACB Type H/HF-1(All) Nonmagnetic Switchgear	154
RSA-152	Cutler-Hammer Bolted Pressure Switch Boltswitch VL3612-ST	154
RSA-152C	Cutler-Hammer Bolted Pressure Switch Boltswitch SLB Series 600 V Pressure Contact Switch	155
RSA-153A	Cutler-Hammer/Westinghouse Type FDP & M50 Fusible Panelboard Switch 30/60/100 A Twin	155
RSA-153D	Cutler-Hammer/Westinghouse Type FDP & M50 Fusible Panelboard Switch 400/600 A Single	155
RSA-153F	Cutler-Hammer/Westinghouse Type FDP & M50 Fusible Panelboard Switch 800/1200 A Single, 90° of Handle Travel, for Horizontal Unit, Switch Located On Middle Left-Hand Side	156
RSA-154B	Siemens Panelboard Switch Vacu-Break Fusible Panel Units V2EXXXX/V7EXXXX	156
RSA-154C	Siemens Panelboard Switch Vacu-Break Fusible Panel Units V2FXXXX/V7FXXXX	156
RSA-154D	Siemens Panelboard Switch Vacu-Break Fusible Panel Units V2HXXXX/V7HXXXX	157
RSA-154F	Siemens Panelboard Switch Vacu-Break Fusible Panel Units Main Switch VF357/VB357/VF358/VB358	157
RSA-155	Square D ICCB SE Series (All)	157
RSA-157	Cooper Substation VFI Transformer	158
RSA-158	Siemens ICCB Type WN/WL/3WN/3WL Low-Voltage ACB	158
RSA-159	Square D MCC Class 8198 High-Voltage Motor Starter	158
RSA-160	GE Spectra Type ADS Panelboard Disconnect Switch 30/60/100/200 A	159
RSA-160C	GE Spectra Type ADS Panelboard Disconnect Switch 400/600 A	159
RSA-160D	GE Spectra Type ADS Panelboard Disconnect Switch 800/1200 A	159
RSA-161A	Square D Through-the-Door Handle Operator Class 9421 Type L CB Mechanism	160
RSA-162	GE ACB EntelliGuard G	160
RSA-162A	GE ACB EntelliGuard G 400-6000 A, GG/GJ/GH/GK-04/07/08/10/13/16/20/25/32/40/50/64	160
RSA-163	ABB/Siemens Flange Handle Operator K7FCH/K7FCH4 & Max-Flex Handle Operator MFHM Series	161
RSA-163A	ABB/Siemens Flange Handle Operator K7FHD-HS12/K7FHD-HS4	161
RSA-163D	ABB/Siemens Flange Handle Operator K7FCH/K7FCH4 & Max-Flex Handle Operator MFHM Series	161
RSA-164B	Square D MCCB PowerPact E Frame 15-125 A	162
RSA-164C	Square D MCCB PowerPact H Frame 15-150 A	162
RSA-164E	Square D MCCB PowerPact J Frame 150-250 A	162
RSA-164H	Square D MCCB PowerPact L Frame 250-600 A	163
RSA-164I	Square D MCCB PowerPact M Frame 300-800 A	163
RSA-164J	Square D MCCB PowerPact P Frame 250-1200 A	163

Rotary Remote Racking Tools

Extractor Remote Racking Tools

Single-Use Remote Racking Tools

Handheld Racking Tools

Remote Switch Operators, Actuators & Kits

Rotary Remote Racking Tools

Extractor Remote Racking Tools

Single-Use Remote Racking Tools

Handheld Racking Tools

Remote Switch Operators, Actuators & Kits

RSA/RSK NUMBER	MANUFACTURER/EQUIPMENT	PAGE	RSA/RSK NUMBER	MANUFACTURER/EQUIPMENT	PAGE
RSA-164K	Square D MCCB PowerPact R Frame 600-3000 A	164	RSA-201	Square D Enclosed CB Type NEMA 12/3R/Series E3 100-600 A & 300-1000 A	174
RSA-166B	Square D Heavy-Duty Safety Switch 200 A H/HU-224/324/364/464-N/A/N/NRB/RB/A/AKW	164	RSA-202	ABB SF6 CB HGI 2/HGI 3 Generator 17.5-24 kV 6300-8000 A	175
RSA-166G	Square D Heavy-Duty Safety Switch 30/60 A H/HU-221/222/321/322/361-DS	164	RSA-203	GE ACB Type M-PACT Low-Voltage	175
RSA-167	Allen-Bradley MCC 1494F-P1-NP Series A Nonmetallic Molded Plastic Operating Handle	165	RSA-205	Bull Dog/ITE/Siemens General Duty Enclosed Safety Switch	175
RSA-169A	GE Heavy-Duty Safety Switch TH Series	165	RSA-209	GE ACB Type AL Manually Operated up to 1600 A	176
RSA-174E	ABB/SACE Tmax MCCB Size T7M 1000/1200 A Frame	165	RSA-210	Klockner Moeller/Moeller Electric Door Coupling Handle Operator for PKZM 0/PKZM 01/PKZM 4 Breaker	176
RSA-174F	ABB/SACE Tmax MCCB Size T7 1000-1600 A Frame	166	RSA-211A	Cutler-Hammer/Eaton Heavy Duty Fusible/Nonfusible Low-Voltage Safety Switch	176
RSA-175B	FPE MCCB J Frame 70-225 A	166	RSA-213A	Metron Handle Operator Electric Fire Pump Controller Series M200/M300/M400/M420/M430/M435/M450/M700	177
RSA-175E	FPE MCCB M Frame 150-800 A	166	RSA-216	Crompton Greaves Three Phase Pad Mounted Distribution Transformer	177
RSA-180	Merlin Gerin/Square D ICCB Masterpact NT (All)	167	RSA-217	GE ACB Type AMH 1200-2000 A	177
RSA-181	Square D Bolted Pressure Switch Manually Operated Type Bolt-Loc BL Series & Type AV Switch AVO Series with AVFG/AVSQ Handle Operator	167	RSA-221C	Cutler-Hammer/Eaton Type SM Safety Handle Mechanism for MCCB Series C L Frame	178
RSA-183	GE Flange Handle Operator STDA1	167	RSA-222G	Cutler-Hammer/Eaton Flex Shaft Flange Mounted Handle Mechanism for OEM Line Isolation (OLI) Switch, 9" Handle	178
RSA-183A	GE Flange Handle Operator STDA2	168	RSA-224	Cutler-Hammer/Eaton Low-Voltage Pow-R-Way/Pow-R-Way II/Pow-R-Way III Busway System Plug-In Device IPB-MC 100-200 A Bus Plug	178
RSA-184	Cutler-Hammer FDPW Fusible Panelboard Switch 30/60/100 A Twin	168	RSA-224A	Cutler-Hammer/Eaton Low-Voltage Pow-R-Way/Pow-R-Way II/Pow-R-Way III Busway System Plug-In Device IPB-MC 400 A Lever Wwitch on Side of Enclosure	179
RSA-184C	Cutler-Hammer FDPW Panelboard Switch 200 A Single	168	RSA-227	Cutler-Hammer/Eaton Universal Rotary Handle Mechanism for MCCB Series C/G	179
RSA-184D	Cutler-Hammer FDPW Fusible Panelboard Switch 400 A Single	169	RSA-228	FPE Low-Voltage ACB 12/16/20/32/40PL for Nonmagnetic Switchgear	179
RSA-184F	Cutler-Hammer FDPW Fusible Panelboard Switch 600/800 A Single	169	RSA-230B	Cutler-Hammer/Eaton MCCB Series G LG Frame 100-630 A 240-600 V AC 1-4 Pole, Flush Mounted, includes LG/LGE/LGS/LGH/LGC/LGU/LGX	180
RSA-185	Square D Model 5 MCC Bucket Size 1-5	169	RSA-233	Terasaki/Hyundai ACB TemPower Type 630-4000 A & HAT 630-5000 A	180
RSA-186	Westinghouse LBS Type ADM Disconnect Switch	170	RSA-233A	Terasaki/Hyundai ACB TemPower Type AT Low Voltage 630-4000 A & HAT Low-Voltage 630-5000 A	180
RSA-187	GE MCCB K Line 1200 A Frame Size, Flush Mounted, with Lockout-Tagout Device Installed	170	RSA-242	ABB/SACE Novamax ACB (All)	181
RSA-187A	GE MCCB E Line 150 A Frame Size TE/TEB/TEC/TECL/TED/TEML/THED	170	RSA-243	GE Handle Operator SE100CS/TE100CS Breaker Switch NEMA Type4, 4X Enclosure; TE/SE Series Breakers	181
RSA-187B	GE MCCB F Line 225 A Frame Size THFK/TF/TFC/TFJ/TFK/TFL	171	RSA-243A	GE Handle Operator SG400CS Breaker Switch NEMA Type 4, 4X Enclosure; Spectra G Series Breakers	181
RSA-187C	GE MCCB J Line 600 A Frame Size THJK/TJ/TJC/TJD/TJJ/TJK/TJL	171	RSA-244	Motortronics Medium-Voltage Soft Starter MVC Plus, Overall Handle Length 7"	182
RSA-187G	GE MCCB J Line 600 A Frame Size THJK/TJ/TJC/TJD/TJJ/TJK/TJL	171	RSA-244A	Motortronics Medium-Voltage Soft Starter MVC Plus, Overall Handle Length 14.125"	182
RSA-187H	GE MCCB K Line 1200 A Frame Size THKM/TKC/TKL/TKM	172	RSA-247	R & IE LIS	182
RSA-188C	GE AV Line Switchboard Rotary Operating Handle for Individually Mounted Devices/Branch Fusible Switch or Branch Circuit Breaker	172	RSA-248	ITE/Siemens Fusible Vacu-Break Switch Plugs 100-200 A up to 600 V AC, Includes RV463/RV464	183
RSA-189	Cutler-Hammer MCC F10 Unitrol/9800 Unitrol Lever Size 1-4	172	RSA-249	S&C LIS Type MS Medium-Voltage	183
RSA-195A	GE MCCB Tri-Break (Fused) TB Frame Size TB4/TBC4	173	RSA-250	Merlin Gerin COMPACT NS MCCB	183
RSA-196	GE MCCB ZJ8 Link Operated Air Switch	173	RSA-251	Schneider/Square D Blockset Rotary Handle Actuator	184
RSA-198	ABB Rotary Handle Operator, Variable Depth, Square Type 1 K2VD-H for ABB Isomax S1 Frame MCCB	173	RSA-252	L&T DN2 MCCB Rotary Handle Actuator	184
RSA-198A	ABB Rotary Handle Operator, Variable Depth, Square Type 1 K5VD-H for ABB Isomax S3/S4/S5 Frame MCCB & K7VD-H for ABB Isomax S6/S7 Frame MCCB, Direct Mount, Rotary Handle Operating Mechanism K5RH for ABB Isomax S3/S4/S5 Frame MCCB	174	RSA-252A	L&T DSINE ROH DM Rotary Handle Actuator	184
RSA-200B	Kraus & Naimer Selector Switch Size S1 with F221 Face Configuration for Label at Top, Handle Type "O" model G412 Type Handle	174			

<b>RSA/RSK NUMBER</b>	<b>MANUFACTURER/EQUIPMENT</b>	<b>PAGE</b>
RSA-254	Siemens ICCB Type 3WN	185
RSK-ABL1	Allen-Bradley CENTERLINE 2100 MCC with Small- & Medium-Size Handles	185
RSK-ABL2	Allen-Bradley CENTERLINE 2100 MCC with Large Handles	185
RSK-ABL3	Allen-Bradley CENTERLINE 2100 MCC Medium Voltage up to 400 A	186
RSK-AK11	GE ACB Type AKR-6/10D-30/50 & AKR-4/5-B-30/50, Requires Bracket	186
RSK-AK12	GE ACB Type AKR-6/10D-75/100	186
RSK-AK13	GE ACB Type AK 1600-3200 A	187
RSK-AK14	GE ACB Type AKR 800-2000 A	187
RSK-BBC5	ABB/BBC/ITE ACB Type LK25 2500 A	187
RSK-BL30	Siemens MCCB Type BL/BLH Single Pole	188
RSK-CHL1	Cutler-Hammer/Westinghouse Type F2100/ Advantage/Series 2100 & 5 Star Size 1-5 MCC Bucket	188
RSK-CS01	Electroswitch/GE/Westinghouse/ITI/Shallco Control Switch, Electroswitch Series 24/24P; GE SB/SBM/SB-1/SB-9/SB-10; Type W, Shallco Series 26	188
RSK-CS03	ITI Control Switch Series 95 & Larger	189
RSK-CS04	GE/Westinghouse Control Switch, GE SB-1/SB-9/SB-10; Westinghouse Type W	189
RSK-CS05	Electroswitch Control Switch Series 20	189
RSK-CS06	Cutler-Hammer Control Switch Model L2R120CW	190
RSK-CS07	Electroswitch Control Switch Series 31, Common on Siemens RL Switchgear	190
RSK-DS10	Cutler-Hammer/Square D/Westinghouse ACB Type DS (All)	190
RSK-GEPB1	GE ACB Power Break	191
RSK-GEPBIE	GE ACB Power Break	191

<b>RSA/RSK NUMBER</b>	<b>MANUFACTURER/EQUIPMENT</b>	<b>PAGE</b>
RSK-GEPB1L	GE ACB Power Break	191
RSK-GEPB2	GE ACB Power Break II	192
RSK-K15	ABB/BBC/ITE ACB K-Line	192
RSK-K20	ABB/BBC/ITE ACB K-Line	192
RSK-LA12	Allis-Chalmers/Siemens-Allis ACB Type LA/LAF 1600-2000 A	193
RSK-MDS30	Cutler-Hammer/Eaton ICCB Type Magnum DS/SB	193
RSK-NT20	Merlin Gerin/Square D Masterpact NT (All)	193
RSK-NW20	Merlin Gerin/Square D Masterpact NW (All)	194
RSK-P11	Square D MCCB P Frame	194
RSK-PB16	Various, Miscellaneous Single Push Buttons	194
RSK-RL12	Siemens/Siemens-Allis ACB Type RL/RLE/RLF 3200-5000 A	195
RSK-SACE1	ABB/SACE ACB Type E3S-A	195
RSK-SACE2	ABB/SACE ACB Type S 1600	195
RSK-SBH2	Siemens ICCB Type SB/SBA/SBS	196
RSK-SDL6	Schneider/Square D Model 6 MCC	196
RSK-SDL6C	Schneider/Square D Model 6 MCC with Closed Door Racking Mechanism	196
RSK-SE06	Square D ICCB SE Series (All)	197
RSK-SPB1	Cutler-Hammer/Westinghouse/Eaton ICCB Type SPB Systems Pow-R 250-3000 A	197
RSK-SPB2	Cutler-Hammer/Westinghouse/Eaton ICCB Type SPB Systems Pow-R 250-3000 A	197
RSK-WAV21	GE ACB WavePro 800-2000 A & EntelliGuard 800-2000 A	198
RSK-WL01	Siemens ACB Type WL 800-6000 A	198
RSK-WL01R	Siemens ACB Type WL 800-6000 A with Siemens Racking Rails	198

Rotary Remote Racking Tools

Extractor Remote Racking Tools

Single-Use Remote Racking Tools

Handheld Racking Tools

Remote Switch Operators, Actuators & Kits





## RSA-1

FOR USE WITH:

**Electroswitch/General Electric/Westinghouse/  
Instrument Transformers Inc./Shallco  
Breaker Control Switch**

\*All unit measurements are L x W x H

### SPECIFICATIONS

OPERATION: Close/Trip

WEIGHT: 4 lbs.

DIMENSIONS: 10" x 6.7" x 7.8"

POWER CONSUMPTION: 15 W

COMPATIBLE WITH: Breaker Control Switch  
(compatible with: Electroswitch - Series 24,  
24P; General Electric (GE) 9- SB-1, SB-9, SB-10,  
SBM; Westinghouse - Type W; Instrument  
Transformer Inc. - Series 95; Shallco - Series 26)

CONTROL/POWER SOURCE: RSO-I AR



Rotary Remote  
Racking Tools

Extractor Remote  
Racking Tools

## RSA-1A

FOR USE WITH:

**Electroswitch  
Breaker Control Switch**

### SPECIFICATIONS

OPERATION: Close/Trip

WEIGHT: 4 lbs.

DIMENSIONS: 10" x 6.7" x 7.8"

POWER CONSUMPTION: 15 W

COMPATIBLE WITH: Breaker Control Switch  
(compatible with: Electroswitch - Series 24,  
24P; General Electric (GE) 9- SB-1, SB-9, SB-10,  
SBM; Westinghouse - Type W; Instrument  
Transformer Inc. - Series 95; Shallco - Series 26)

CONTROL/POWER SOURCE: RSO-I AR



Single-Use Remote  
Racking Tools

## RSA-1B

FOR USE WITH:

**Electroswitch/Westinghouse  
Breaker Control Switch**

### SPECIFICATIONS

OPERATION: Close/Trip

WEIGHT: 4.5 lbs.

DIMENSIONS: 10" x 6.7" x 7.8"

POWER CONSUMPTION: 15 W

COMPATIBLE WITH: Breaker  
Control Switch (compatible with:  
Westinghouse, Electroswitch -  
Type W-2)

CONTROL/POWER SOURCE:  
RSO-I AR



Handheld  
Racking Tools

Remote Switch  
Operators,  
Actuators & Kits

## RSA-1C

FOR USE WITH:

**Electroswitch  
Breaker Control Switch**

\*All unit measurements are L x W x H

### SPECIFICATIONS

OPERATION: Close/Trip

WEIGHT: 6.1 lbs.

DIMENSIONS: \* 11.0" x 6.5" x 2.9"

POWER CONSUMPTION: 15 W

COMPATIBLE WITH: Breaker Control Switch (compatible with: Electroswitch Series 31, 101 Switches with Oval Shank Operator)

CONTROL/POWER SOURCE: RSO-I AR



## RSA-1D

FOR USE WITH:

**UK Switch  
Breaker Control Switch**



### SPECIFICATIONS

OPERATION: Close/Trip

WEIGHT: 5.1 lbs.

DIMENSIONS: \* 10.0" x 7.7" x 4.9"

POWER CONSUMPTION: 15 W

COMPATIBLE WITH: Breaker Control Switch (compatible with: UK Switch)

CONTROL/POWER SOURCE: RSO-I AR



## RSA-1E

FOR USE WITH:

**Electroswitch/General Electric/Westinghouse/  
Instrument Transformers/Shallco  
Breaker Control Switch**

### SPECIFICATIONS

OPERATION: Close/Trip

WEIGHT: 5.3 lbs.

DIMENSIONS: \* 11.6" x 5.5" x 7.7"

POWER CONSUMPTION: 15 W

COMPATIBLE WITH: Breaker Control Switch (compatible with: INVERTED - Electroswitch - Series 24, 24P; General Electric - SB-1, SB-9, SB-10, SBM; Westinghouse - Type W; ITM - Series 95; Shallco - Series 26)

CONTROL/POWER SOURCE: RSO-I AR



## RSA-1F

### SPECIFICATIONS

OPERATION: Close/Trip

WEIGHT: 13.0 lbs.

DIMENSIONS: \* 16.4" x 10.4" x 13.9"

POWER CONSUMPTION: 65 W

COMPATIBLE WITH: Breaker Control Switch (compatible with: General Electric SB-1, SB-9, SB-10 - Pull to Operate)

CONTROL/POWER SOURCE: RSO-I AR

FOR USE WITH:

**General Electric  
Breaker Control Switch**



Rotary Remote  
Racking Tools

Extractor Remote  
Racking Tools

## RSA-1H

### SPECIFICATIONS

OPERATION: Close/Trip

WEIGHT: 6.6 lbs.

DIMENSIONS: \* 8.5" x 3.3" x 6.4"

POWER CONSUMPTION: 15 W

COMPATIBLE WITH: Breaker Control Switch (compatible with: Cutler-Hammer 10250T, E34)

CONTROL/POWER SOURCE: RSO-I AR

FOR USE WITH:

**Cutler-Hammer  
Breaker Control Switch**



Single-Use Remote  
Racking Tools

## RSA-1J

### SPECIFICATIONS

OPERATION: Close/Trip

WEIGHT: 3.1 lbs.

DIMENSIONS: \* 3.7" x 3.1" x 5.9"

POWER CONSUMPTION: 15 W

COMPATIBLE WITH: Breaker Control Switch - General Electric CR104P (3 Position Spring Loaded Switch)

CONTROL/POWER SOURCE: RSO-I AR

FOR USE WITH:

**General Electric  
Breaker Control Switch**



Handheld  
Racking Tools

Remote Switch  
Operators,  
Actuators & Kits

## RSA-1K

### SPECIFICATIONS

OPERATION: Close/Trip

WEIGHT: 6.5 lbs.

DIMENSIONS:\* 7.3" x 4.4" x 6.2"

POWER CONSUMPTION: 15 W

COMPATIBLE WITH: Breaker  
Control Switch - Square D  
Selector Switch, 600 V AC, 10 A  
(compatible with: 9001KS53FBH21)

CONTROL/POWER SOURCE:  
RSO-I AR

FOR USE WITH:

**Square D  
Breaker Control Switch**

\*All unit measurements are L x W x H



**Coming Soon**

## RSA-2

### SPECIFICATIONS

OPERATION: Other

WEIGHT: 2.7 lbs.

DIMENSIONS:\* 8.0" x 4.0" x 6.6"

POWER CONSUMPTION: 15 W

COMPATIBLE WITH: Push Button  
(All Manufacturers and Gear,  
0.500" Max Travel, 10 lb.-ft. Max  
Force)

CONTROL/POWER SOURCE:  
RSO-I AR

FOR USE WITH:

**ALL MANUFACTURERS  
Push Button**



## RSA-2B

### SPECIFICATIONS

OPERATION:

WEIGHT: 5.8 lbs.

DIMENSIONS:\* 6.9" x 3.1" x 7.0"

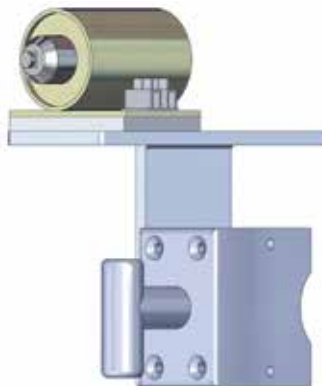
POWER CONSUMPTION: 15 W

COMPATIBLE WITH: Push Button  
(All Manufacturers and Gear,  
0.500" Max Travel, 10 lb.-ft. Max  
Force)

CONTROL/POWER SOURCE:  
RSO-I AR

FOR USE WITH:

**ALL MANUFACTURERS  
Push Button**





## RSA-2D

### SPECIFICATIONS

OPERATION: Close/Trip

WEIGHT: 10.4 lbs.

DIMENSIONS: \* 6.1" x 20.7" x 5.1"

POWER CONSUMPTION: 30 W

COMPATIBLE WITH: Dual Push Button All Manufacturers and Gear 0.500" Max Travel, 10 lb.-ft. Max Force"

CONTROL/POWER SOURCE: RSO-1 AR

FOR USE WITH:

**ALL MANUFACTURERS  
Push Button**



Rotary Remote  
Racking Tools

Extractor Remote  
Racking Tools

## RSA-2HD

### SPECIFICATIONS

OPERATION: Other

WEIGHT: 7.9 lbs.

DIMENSIONS: \* 11.5" x 8.3" x 9.8"

POWER CONSUMPTION: 50 W

COMPATIBLE WITH: Push Button (All Manufacturers and Gear, 2.0" Max Travel, 50 lb.-ft. Max Force)

CONTROL/POWER SOURCE: RSO-1 AR

FOR USE WITH:

**ALL MANUFACTURERS  
Push Button**



Single-Use Remote  
Racking Tools

## RSA-7

### SPECIFICATIONS

OPERATION: Close/Trip

WEIGHT: 9.3 lbs.

DIMENSIONS: \* 12.4" x 8.9" x 8.6"

POWER CONSUMPTION: 50 W

COMPATIBLE WITH: Westinghouse Type W Motor Control Center (MCC) Bucket, Size 1-4 (Small Handle Operator)

CONTROL/POWER SOURCE: RSO-1 AR

FOR USE WITH:

**Westinghouse  
Motor Control Center**



Handheld  
Racking Tools

Remote Switch  
Operators,  
Actuators & Kits

## RSA-7A

FOR USE WITH:

**Westinghouse  
Motor Control Center**

\*All unit measurements are L x W x H



### SPECIFICATIONS

OPERATION: Close/Trip

WEIGHT: 14.2 lbs.

DIMENSIONS:\* 23.6" x 8.3" x 8.9"

POWER CONSUMPTION: 50 W

COMPATIBLE WITH:

Westinghouse Type W Motor Control Center (MCC) Bucket, Size 1-4 (Medium Handle Operator)

CONTROL/POWER SOURCE:  
RSO-I AR



## RSA-7B

FOR USE WITH:

**Westinghouse  
Motor Control Center**

### SPECIFICATIONS

OPERATION: Close/Trip

WEIGHT: 12.9 lbs.

DIMENSIONS:\* 24.1" x 8.3" x 8.9"

POWER CONSUMPTION: 50 W

COMPATIBLE WITH:

Westinghouse Type W Motor Control Center (MCC) Bucket, Size 5 (Large Handle Operator)

CONTROL/POWER SOURCE:  
RSO-I AR



## RSA-8

FOR USE WITH:

**General Electric  
Motor Control Center**

### SPECIFICATIONS

OPERATION: Close/Trip

WEIGHT: 5.2 lbs.

DIMENSIONS:\* 4.5" x 5.4" x 6.3"

POWER CONSUMPTION: 30 W

COMPATIBLE WITH: General Electric 7700 Motor Control Center (MCC) Size 1-4 Bucket Handle Operator & General Electric Type TDR Integral Handle Mechanism (2.94" Diameter, SE150 & SF250 Line)

CONTROL/POWER SOURCE: RSO-I AR



## RSA-8A

FOR USE WITH:

**General Electric  
Motor Control Center**

### SPECIFICATIONS

OPERATION: Close/Trip

WEIGHT: 14.1 lbs.

DIMENSIONS: \* 11.4 x 6.1 x 6.8"

POWER CONSUMPTION: 50 W

COMPATIBLE WITH: General Electric 7700 Motor Control Center (MCC) Size 5 Bucket Handle Operator & General Electric Type TDR Integral Handle Mechanism (4.75" Diameter, SG600 Line)

CONTROL/POWER SOURCE: RSO-I AR



Rotary Remote  
Racking Tools

Extractor Remote  
Racking Tools

## RSA-8B

FOR USE WITH:

**General Electric  
Handle Operator**

### SPECIFICATIONS

OPERATION: Close/Trip

WEIGHT: 12.5 lbs.

DIMENSIONS: \* 10.7" x 8.5" x 10.7"

POWER CONSUMPTION: 50 W

COMPATIBLE WITH: General Electric Type TDR Integral Handle Mechanism (6.0" Diameter, SK1200 Line)

CONTROL/POWER SOURCE: RSO-I AR



Single-Use Remote  
Racking Tools

## RSA-9B

FOR USE WITH:

**General Electric  
Motor Control Center**

### SPECIFICATIONS

OPERATION: Close/Trip

WEIGHT: 24.4 lbs.

DIMENSIONS: \* 21.3" x 8.5" x 8.2"

POWER CONSUMPTION: 100 W

COMPATIBLE WITH: General Electric LimitAmp Medium-Voltage Controller - CR194, CR7160, CR7161 Series (without Kirk Lock)

CONTROL/POWER SOURCE: RSO-I AR



Handheld  
Racking Tools

Remote Switch  
Operators,  
Actuators & Kits

## RSA-9R

### SPECIFICATIONS

OPERATION: Close/Trip

WEIGHT: 23.4 lbs.

DIMENSIONS:\* 14.3" x 13.7" x 7.1"

POWER CONSUMPTION: 50 W

COMPATIBLE WITH: General Electric Limitamp Medium-Voltage Controller (Vertical Rotary Handle Operator)

CONTROL/POWER SOURCE: RSO-I AR

FOR USE WITH:

**General Electric  
Motor Control Center**  
*(Manual Interlock Defeat version)*

\*All unit measurements are L x W x H



## RSA-9R

### SPECIFICATIONS

OPERATION: Close/Trip

WEIGHT: 25.8 lbs.

DIMENSIONS:\* 15.0" x 13.7" x 12.9"

POWER CONSUMPTION: 50 W

COMPATIBLE WITH: General Electric Limitamp Medium-Voltage Controller (Vertical Rotary Handle Operator)

CONTROL/POWER SOURCE: RSO-I AR

FOR USE WITH:

**General Electric  
Motor Control Center**  
*(Remote/Electric Interlock Defeat version)*



## RSA-10

### SPECIFICATIONS

OPERATION: Close/Trip

WEIGHT: 16.9 lbs.

DIMENSIONS:\* 23.0" x 11.2" x 6.6"

POWER CONSUMPTION: 50 W

COMPATIBLE WITH: Westinghouse/Cutler-Hammer Ampguard - Legacy Style Handle Operator

CONTROL/POWER SOURCE: RSO-I AR

FOR USE WITH:

**Westinghouse/Cutler-Hammer  
Motor Control Center**





## RSA-10A

FOR USE WITH:

**Eaton/Cutler-Hammer  
Motor Control Center**

### SPECIFICATIONS

OPERATION: Close/Trip

WEIGHT: 17.5 lbs.

DIMENSIONS:\* 6.9" x 10.0" x 17.4"

POWER CONSUMPTION: 100 W

COMPATIBLE WITH: Eaton/Cutler-Hammer Ampguard - Current Style Handle Operator

CONTROL/POWER SOURCE:  
RSO-I AR



Rotary Remote  
Racking Tools

Extractor Remote  
Racking Tools

## RSA-11

FOR USE WITH:

**Westinghouse  
Air Circuit Breaker**



### SPECIFICATIONS

OPERATION: Close/Trip


WEIGHT: 7.8 lbs.

DIMENSIONS:\* 8.9" x 11.0" x 8.5"

POWER CONSUMPTION: 15 W

COMPATIBLE WITH:  
Westinghouse DHP 1200-3000 A

CONTROL/POWER SOURCE:  
RSO-I AR



Single-Use Remote  
Racking Tools

## RSA-11B

FOR USE WITH:

**Westinghouse  
Air Circuit Breaker**



### SPECIFICATIONS

OPERATION: Close

WEIGHT: 7.0 lbs.

DIMENSIONS:\* 7.3" x 8.0" x 8.5"

POWER CONSUMPTION: 15 W

COMPATIBLE WITH: Westinghouse  
DHP 1200-3000 A - Close Only

CONTROL/POWER SOURCE: RSO-I AR



Handheld  
Racking Tools

Remote Switch  
Operators,  
Actuators & Kits

## RSA-12A

### SPECIFICATIONS

OPERATION: Charge/Close/Trip  
WEIGHT: 20.5 lbs.  
DIMENSIONS:\* 7.6" x 15.3" x 15.7"  
POWER CONSUMPTION: 100 W  
COMPATIBLE WITH: Cutler-Hammer/  
Square D/Westinghouse DS - All  
CONTROL/POWER SOURCE:  
RSO-IIID

FOR USE WITH:

**Cutler-Hammer/Square D/Westinghouse  
Air Circuit Breaker**

\*All unit measurements are L x W x H



## RSA-14

### SPECIFICATIONS

OPERATION: Close/Trip  
WEIGHT: 20.6 lbs.  
DIMENSIONS:\* 14.8" x 9.5" x 7.6"  
POWER CONSUMPTION: 100 W  
COMPATIBLE WITH: Siemens  
81000 Medium-Voltage Controller  
CONTROL/POWER SOURCE:  
RSO-I AR

FOR USE WITH:

**Siemens  
Motor Control Center**



## RSA-14A

### SPECIFICATIONS

OPERATION: Close/Trip  
WEIGHT: 20.8 lbs.  
DIMENSIONS:\* 15.7" x 9.3" x 7.8"  
POWER CONSUMPTION: 100 W  
COMPATIBLE WITH: Siemens 81000  
Medium-Voltage Controller (Flush  
Mount)  
CONTROL/POWER SOURCE:  
RSO-I AR

FOR USE WITH:

**Siemens  
Motor Control Center**



## RSA-14B

FOR USE WITH:

**Siemens**  
**Motor Control Center**



### SPECIFICATIONS

OPERATION: Close/Trip

WEIGHT: 23.3 lbs.

DIMENSIONS: \* 14.9" x 7.0" x 11.2"

POWER CONSUMPTION: 100 W

COMPATIBLE WITH: Siemens 81000 Medium-Voltage Controller (with DC door on panel and latch directly above switch)

CONTROL/POWER SOURCE: RSO-I AR



Rotary Remote Racking Tools

Extractor Remote Racking Tools

## RSA-15

FOR USE WITH:

**Siemens**  
**Motor Control Center**



### SPECIFICATIONS

OPERATION: Close/Trip

WEIGHT: 21.8 lbs.

DIMENSIONS: \* 21.5" x 6.5" x 9.6"

POWER CONSUMPTION: 100 W

COMPATIBLE WITH: Siemens SIMOVAC Medium-Voltage Controller (Straight Handle Style with Black Plastic Knob on End of Isolation Switch)

CONTROL/POWER SOURCE: RSO-I AR



Single-Use Remote Racking Tools

## RSA-16

FOR USE WITH:

**Siemens**  
**Insulated Case Circuit Breaker**

### SPECIFICATIONS

OPERATION: Charge/Close/Trip

WEIGHT: 30.8 lbs.

DIMENSIONS: \* 17.9" x 17.0" x 10.0"

POWER CONSUMPTION: 100 W

COMPATIBLE WITH: SB, SBA, SBS (includes all; Trip Button Lower Right, Close Button Upper Left)

CONTROL/POWER SOURCE: RSO-III D



Handheld Racking Tools

Remote Switch Operators, Actuators & Kits

## RSA-16A

### SPECIFICATIONS

OPERATION: Close/Trip

WEIGHT: 13.1 lbs.

DIMENSIONS: \* 19.2" x 7.8" x 6.5"

POWER CONSUMPTION: 30 W

COMPATIBLE WITH: SB, SBA, SBS  
(includes all; Trip Button Lower Right,  
Close Button Upper Left)

CONTROL/POWER SOURCE: RSO-IIID

FOR USE WITH:

**Siemens**  
**Insulated Case Circuit Breaker**

\*All unit measurements are L x W x H



## RSA-16B

### SPECIFICATIONS

OPERATION: Charge/Close/Trip

WEIGHT: 30.8 lbs.

DIMENSIONS: \* 17.9" x 17.0" x 10.0"

POWER CONSUMPTION: 100 W

COMPATIBLE WITH: SB, SBA, SBS  
(includes all; Trip Button Lower Right,  
Close Button Lower Left)

CONTROL/POWER SOURCE: RSO-IIID

FOR USE WITH:

**Siemens**  
**Insulated Case Circuit Breaker**



## RSA-17

### SPECIFICATIONS

OPERATION: Trip

WEIGHT: 10.2 lbs.

DIMENSIONS: \* 16.7" x 13.3" x 13.4"

POWER CONSUMPTION: 50 W

COMPATIBLE WITH: Allis-  
Chalmers/Siemens-Allis/Siemens  
FA, FB, FC-All

CONTROL/POWER SOURCE:  
RSO-I AR

FOR USE WITH:

**Allis-Chalmers/Siemens-Allis/Siemens**  
**Air Circuit Breaker**





## RSA-18

FOR USE WITH:  
**General Electric  
Air Circuit Breaker**

### SPECIFICATIONS

OPERATION: Charge/Close/Trip

WEIGHT: 22.7 lbs.

DIMENSIONS: \* 18.2" x 11.4" x 7.0"

POWER CONSUMPTION: 50 W

COMPATIBLE WITH: General Electric  
AK-1, 2, 3(A)-50, 75, 100 (Manually  
Operated)

CONTROL/POWER SOURCE:  
RSO-IIID



Rotary Remote  
Racking Tools

Extractor Remote  
Racking Tools

## RSA-20

FOR USE WITH:  
**Westinghouse/Cutler-Hammer  
Molded Case Circuit Breaker**

### SPECIFICATIONS

OPERATION: Close/Trip


WEIGHT: 7.6 lbs.

DIMENSIONS: \* 8.4" x 7.0" x 7.0"

POWER CONSUMPTION: 30 W

COMPATIBLE WITH: Westinghouse/Cutler-  
Hammer Molded Case Circuit Breaker  
(MCCB) (Black Molded Case only) - E Frame  
(includes EA, EB, EC, ED, EG, EH) & F Frame  
(includes FA, FB, FC, FD, FG, FH) - 10-150 A

CONTROL/POWER SOURCE: RSO-I AR



Single-Use Remote  
Racking Tools

## RSA-20A

FOR USE WITH:  
**Westinghouse/Cutler-Hammer  
Molded Case Circuit Breaker**



### SPECIFICATIONS

OPERATION: Close/Trip

WEIGHT: 12.5 lbs.

DIMENSIONS: \* 22.8" x 8.3" x 9.6"

POWER CONSUMPTION: 50 W

COMPATIBLE WITH: Westinghouse/  
Cutler-Hammer Molded Case Circuit  
Breaker (MCCB) (Black Molded Case  
only) - JB Frame (90-250 A), KB Frame  
(90-250 A), & HKB Frame  
(90-250 A)

CONTROL/POWER SOURCE: RSO-I AR



Handheld  
Racking Tools

Remote Switch  
Operators,  
Actuators & Kits

## RSA-20C

FOR USE WITH:

\*All unit measurements are L x W x H

**Westinghouse/Cutler-Hammer  
Molded Case Circuit Breaker**

### SPECIFICATIONS

OPERATION: Close/Trip

WEIGHT: 10.4 lbs.

DIMENSIONS:\* 12.0" x 8.8" x 5.4"

POWER CONSUMPTION: 50 W

COMPATIBLE WITH: Westinghouse/  
Cutler-Hammer Molded Case Circuit  
Breaker (MCCB) (Black Molded Case only)  
- LA Frame (70-400 A), LAB Frame (125-  
400 A), HLA Frame (70-400 A), LC Frame

CONTROL/POWER SOURCE: RSO-I AR



## RSA-20CR

FOR USE WITH:

**Westinghouse/Cutler-Hammer  
Molded Case Circuit Breaker**



### SPECIFICATIONS

OPERATION: Close/Trip

WEIGHT: 16.1 lbs.

DIMENSIONS:\* 17.6" x 8.1" x 7.6"

POWER CONSUMPTION: 30 W

COMPATIBLE WITH: Westinghouse/  
Cutler-Hammer - L Frame (includes LA, LB,  
LC, LD) - 125-600 A (Recessed Mount)

CONTROL/POWER SOURCE: RSO-I AR



## RSA-20D

FOR USE WITH:

**Westinghouse/Cutler-Hammer  
Molded Case Circuit Breaker**



### SPECIFICATIONS

OPERATION: Close/Trip

WEIGHT: 16.7 lbs.

DIMENSIONS:\* 17.0" x 6.4" x 7.2"

POWER CONSUMPTION: 100 W

COMPATIBLE WITH: Westinghouse/  
Cutler-Hammer Molded Case Circuit  
Breaker (MCCB) (Black Molded Case  
only) - MA Frame (125-800 A), HMA  
Frame (125-800 A), MC

CONTROL/POWER SOURCE: RSO-I AR



## RSA-20E

### SPECIFICATIONS

OPERATION: Close/Trip

WEIGHT: 18.8 lbs.

DIMENSIONS:\* 21.0" x 6.4" x 6.8"

POWER CONSUMPTION: 100 W

COMPATIBLE WITH: Westinghouse/  
Cutler-Hammer Molded Case  
Circuit Breaker (MCCB) (Black Molded Case  
only) - NB Frame (700-1200 A), HNB  
Frame (700-1200 A), NC

CONTROL/POWER SOURCE: RSO-I AR

FOR USE WITH:

**Westinghouse/Cutler-Hammer  
Molded Case Circuit Breaker**



Rotary Remote  
Racking Tools

Extractor Remote  
Racking Tools

## RSA-20F

### SPECIFICATIONS

OPERATION: Close/Trip

WEIGHT: 16.1 lbs.

DIMENSIONS:\* 20.3" x 12.1" x 4.9"

POWER CONSUMPTION: 50 W

COMPATIBLE WITH: Westinghouse/  
Cutler-Hammer Molded Case Circuit  
Breaker (MCCB) (Black Molded Case  
only) - PB Frame (600-2500 A), PA, PC

CONTROL/POWER SOURCE: RSO-I AR

FOR USE WITH:

**Westinghouse/Cutler-Hammer  
Molded Case Circuit Breaker**



Single-Use Remote  
Racking Tools

## RSA-21

### SPECIFICATIONS

OPERATION: Close/Trip

WEIGHT: 14.2 lbs.

DIMENSIONS:\* 20.0" x 8.4" x 5.0"

POWER CONSUMPTION: 50 W

COMPATIBLE WITH: Square D  
Mini Break (Class 9875, includes  
HVMB305200, HVMB305200U,  
HVMO-305025, HVMO-305200,  
HVMO305000U) Square D Mini-Flex  
(Class 8196 AC Controller, includes )

CONTROL/POWER SOURCE: RSO-I AR

FOR USE WITH:

**Square D  
Load Break Switch**



Handheld  
Racking Tools

Remote Switch  
Operators,  
Actuators & Kits

## RSA-22

### SPECIFICATIONS

OPERATION: Close/Trip

WEIGHT: 20.5 lbs.

DIMENSIONS:\* 7.0" x 8.5" x 22.0"

POWER CONSUMPTION: 100 W

COMPATIBLE WITH: General Electric Medium-Voltage Load Break Switch - IC1074 Series (includes IC1074, IC1074A, IC1074B)

CONTROL/POWER SOURCE: RSO-I AR

FOR USE WITH:

**General Electric  
Load Break Switch**

\*All unit measurements are L x W x H



## RSA-23

### SPECIFICATIONS

OPERATION: Trip

WEIGHT: 6.6 lbs.

DIMENSIONS:\* 6.8" x 5.1" x 6.5"

POWER CONSUMPTION: 15 W

COMPATIBLE WITH: Westinghouse 50DH-150, 250, 350

CONTROL/POWER SOURCE: RSO-I AR

FOR USE WITH:

**Westinghouse  
Air Circuit Breaker**



## RSA-27

### SPECIFICATIONS

OPERATION: Close/Trip

WEIGHT: 21.0 lbs.

DIMENSIONS:\* 7.5" x 13.3" x 21.0"

POWER CONSUMPTION: 50 W

COMPATIBLE WITH: Square D - HVL/cc Medium-Voltage Metal-Enclosed Switchgear, Load Interrupter Switch w, Over Toggle Mechanism

CONTROL/POWER SOURCE: RSO-I AR

FOR USE WITH:

**Square D  
Load Interrupter Switch**





## RSA-27A

### SPECIFICATIONS

OPERATION: Charge/Close/Trip

WEIGHT: 24.4 lbs.

DIMENSIONS:\* 21.1" x 15.5" x 7.7"

POWER CONSUMPTION: 80 W

COMPATIBLE WITH: Square D - HVL/  
cc Medium-Voltage Metal-Enclosed  
Switchgear, Load Interrupter Switch w,  
Stored Energy Mechanism

CONTROL/POWER SOURCE:  
RSO-IIID

FOR USE WITH:

**Square D**  
**Load Interrupter Switch**



Rotary Remote  
Racking Tools

Extractor Remote  
Racking Tools

## RSA-27B

### SPECIFICATIONS

OPERATION: Close/Trip

WEIGHT: 13.4 lbs.

DIMENSIONS:\* 21.1" x 7.2" x 6.0"

POWER CONSUMPTION: 30 W

COMPATIBLE WITH: Square D - HVL/  
cc Medium-Voltage Metal-Enclosed  
Switchgear, Load Interrupter Switch w,  
Stored Energy Mechanism

CONTROL/POWER SOURCE: Specify  
Usage

FOR USE WITH:

**Square D**  
**Load Interrupter Switch**



Single-Use Remote  
Racking Tools

## RSA-28

### SPECIFICATIONS

OPERATION: Close/Trip

WEIGHT: 4.5 lbs.

DIMENSIONS:\* 10.0" x 6.7" x 7.8"

POWER CONSUMPTION: 15 W

COMPATIBLE WITH: Siat A-15/  
650/12

CONTROL/POWER SOURCE:  
RSO-I AR

FOR USE WITH:

**Siat**  
**Bolted Pressure Switch**



Handheld  
Racking Tools

Remote Switch  
Operators,  
Actuators & Kits

## RSA-29

### SPECIFICATIONS

OPERATION: Charge/Close/Trip  
WEIGHT: 11.0 lbs.

DIMENSIONS: \* 10.7" x 8.6" x 9.2"

POWER CONSUMPTION: 50 W

COMPATIBLE WITH: General Electric AK-1, 2, 3-25 (Manually Operated, with Trip Button below Handle)

CONTROL/POWER SOURCE: RSO-IIIID

FOR USE WITH:

**General Electric  
Air Circuit Breaker**

\*All unit measurements are L x W x H



## RSA-29A

### SPECIFICATIONS

OPERATION: Charge/Close/Trip  
WEIGHT: 11.7 lbs.

DIMENSIONS: \* 10.7" x 9.6" x 10.7"

POWER CONSUMPTION: 50 W

COMPATIBLE WITH: General Electric AKR-6, 7, 8, 910D-30S

CONTROL/POWER SOURCE: RSO-IIIID

FOR USE WITH:

**General Electric  
Air Circuit Breaker**



## RSA-29B

### SPECIFICATIONS

OPERATION: Close/Trip  
WEIGHT: 4.8 lbs.

DIMENSIONS: \* 9.0" x 5.4" x 5.1"

POWER CONSUMPTION: 30 W

COMPATIBLE WITH: General Electric AK-1, 2, 3-25 Close, Trip (Electrically Operated, Trip and Close Buttons)

CONTROL/POWER SOURCE: RSO-I AR

FOR USE WITH:

**General Electric  
Air Circuit Breaker**



## RSA-30

FOR USE WITH:  
**ABB/BBC/ITE**  
**Air Circuit Breaker**

### SPECIFICATIONS

OPERATION: Charge/Close/Trip

WEIGHT: 26.3 lbs.

DIMENSIONS: \* 11.7" x 16.0" x 9.2"

POWER CONSUMPTION: 100 W

COMPATIBLE WITH: ABB/BBC/ITE  
K-Line (2000 A & below)

CONTROL/POWER SOURCE:  
RSO-IIID



Rotary Remote  
Racking Tools

Extractor Remote  
Racking Tools

## RSA-30A

FOR USE WITH:  
**ABB/BBC/ITE**  
**Air Circuit Breaker**

### SPECIFICATIONS

OPERATION: Charge/Close/Trip

WEIGHT: 35.5 lbs.

DIMENSIONS: \* 21.9" x 14.9" x 11.7"

POWER CONSUMPTION: 100 W

COMPATIBLE WITH: ABB/BBC/ITE  
K-Line (3000 A & above)

CONTROL/POWER SOURCE:  
RSO-IIID



Single-Use Remote  
Racking Tools

## RSA-31

FOR USE WITH:  
**Powercon**  
**Load Break Switch**

### SPECIFICATIONS

OPERATION: Close/Trip

WEIGHT: 24.5 lbs.

DIMENSIONS: \* 6.3" x 9.5" x 30.0"

POWER CONSUMPTION: 50 W

COMPATIBLE WITH: Powercon  
Load Break Interrupter Switch (PIF  
Interrupter, 600 A & 1200 A, Flush  
Mounted on Panel, with or without Kirk  
Interlock above and/or below Switch)

CONTROL/POWER SOURCE:  
RSO-I AR



Handheld  
Racking Tools

Remote Switch  
Operators,  
Actuators & Kits

## RSA-31A

FOR USE WITH:

**Powercon  
Load Break Switch**

\*All unit measurements are L x W x H

### SPECIFICATIONS

OPERATION: Close/Trip


WEIGHT: 27.5 lbs.

DIMENSIONS: \* 5.5" x 9.2" x 27.1"

POWER CONSUMPTION: 50 W

COMPATIBLE WITH: Powercon Load Break Interrupter Switch (PIF Interrupter, 600 A & 1200 A, Recessed Mounted on Panel Approximately 1 Inch, with or without Kirk Interlock above and/or below Switch)

CONTROL/POWER SOURCE: RSO-I AR



## RSA-32

FOR USE WITH:

**Mitsubishi  
Motor Control Center**

### SPECIFICATIONS

OPERATION: Close/Trip

WEIGHT: 23.5 lbs.

DIMENSIONS: \* 15.1" x 9.3" x 8.8"

POWER CONSUMPTION: 100 W

COMPATIBLE WITH: Mitsubishi Medium-Voltage MCC Handle

CONTROL/POWER SOURCE: RSO-III D



## RSA-33

FOR USE WITH:

**Square D  
Motor Control Center**

### SPECIFICATIONS

OPERATION: Close/Trip

WEIGHT: 7.1 lbs.

DIMENSIONS: \* 8.4" x 5.9" x 4.4"

POWER CONSUMPTION: 30 W

COMPATIBLE WITH: Square D Model 6 MCC: Size 1-5 Bucket & Main (Red & Green Handle Operator, original Vintage, Handle Base Length 5.69")

CONTROL/POWER SOURCE: RSO-I AR





## RSA-33A

FOR USE WITH:

**Square D  
Motor Control Center**



### SPECIFICATIONS

OPERATION: Close/Trip

WEIGHT: 7.0 lbs.

DIMENSIONS:\* 8.4" x 5.9" x 4.4"

POWER CONSUMPTION: 30 W

COMPATIBLE WITH: Square D Model 6 MCC: Size 1-5 Bucket & Main (Red & Green Handle Operator, Current Vintage, Handle Base Lenth 4.75")

CONTROL/POWER SOURCE: RSO-I AR



Rotary Remote  
Racking Tools

Extractor Remote  
Racking Tools

## RSA-34

FOR USE WITH:

**General Electric  
Motor Control Center**

### SPECIFICATIONS

OPERATION: Close/Trip

WEIGHT: 16.0 lbs.

DIMENSIONS:\* 13.4" x 8.1" x 7.3"

POWER CONSUMPTION: 50 W

COMPATIBLE WITH: General Electric TDM Door Mounted Handle Operating Mechanism, General Electric SKOM2 Operating Mechanism, General Electric 7098 Motor Control Center (MCC) Bucket - Size 1-4

CONTROL/POWER SOURCE: RSO-I AR



Single-Use Remote  
Racking Tools

## RSA-34B

FOR USE WITH:

**General Electric  
Motor Control Center**

### SPECIFICATIONS

OPERATION: Close/Trip

WEIGHT: 8.7 lbs.

DIMENSIONS:\* 7.8" x 4.3" x 5.8"

POWER CONSUMPTION: 30 W

COMPATIBLE WITH: General Electric TDM Door Mounted Handle Operating Mechanism & General Electric 7098 Motor Control Center (MCC) Bucket - Size 1-4 (Short Handle)

CONTROL/POWER SOURCE:  
RSO-I AR



Handheld  
Racking Tools

Remote Switch  
Operators,  
Actuators & Kits

## RSA-35

FOR USE WITH:

**Westinghouse/Eaton/Cutler-Hammer  
Motor Control Center**

\*All unit measurements are L x W x H

### SPECIFICATIONS

OPERATION: Close/Trip

WEIGHT: 12.0 lbs.

DIMENSIONS: \* 6.5" x 5.5" x 11.0"

POWER CONSUMPTION: 30 W

COMPATIBLE WITH: Westinghouse 11-300 Motor Control Center (MCC) Bucket (Size 1-4 only)/Eaton/Cutler-Hammer Molded Case Circuit Breaker (MCCB) Slide Plate Type Handle Mechanism (314C386G02, 314C386G03, 314C386G05, 314C386G06, 314C386G09, 314C386G10)

CONTROL/POWER SOURCE: RSO-I AR



## RSA-35B

FOR USE WITH:

**Westinghouse/Eaton/Cutler-Hammer  
Motor Control Center**

### SPECIFICATIONS

OPERATION: Close/Trip

WEIGHT: 23.2 lbs.

DIMENSIONS: \* 15.6" x 9.0" x 9.3"

POWER CONSUMPTION: 100 W

COMPATIBLE WITH: Westinghouse 11-300 Motor Control Center (MCC) Bucket (Size 5 only)/Eaton/Cutler-Hammer Molded Case Circuit Breaker (MCCB) Slide Plate Type Handle Mechanism (314C386G01, 314C386G04, 314C386G08)

CONTROL/POWER SOURCE: RSO-I AR



## RSA-36

FOR USE WITH:

**Cutler-Hammer  
Motor Control Center**

### SPECIFICATIONS

OPERATION: Close/Trip

WEIGHT: 6.5 lbs.

DIMENSIONS: \* 13.2" x 4.4" x 5.1"

POWER CONSUMPTION: 50 W

COMPATIBLE WITH: Cutler-Hammer Freedom Unitrol Motor Control Center (MCC) Bucket - Size 1-4

CONTROL/POWER SOURCE: RSO-I AR



## RSA-37

FOR USE WITH:  
**Siemens-Allis/Siemens  
Motor Control Center**



### SPECIFICATIONS

OPERATION: Close/Trip

WEIGHT: 7.8 lbs.

DIMENSIONS:\* 13.9" x 6.3" x 5.9"

POWER CONSUMPTION: 50 W

COMPATIBLE WITH: Siemens-Allis/  
Siemens MarQ21, Model 90 Motor  
Control Center (MCC) Bucket - Size 1-4  
(Black Plastic Handle Operator with  
White Lettering)

CONTROL/POWER SOURCE: RSO-I AR



Rotary Remote  
Racking Tools

Extractor Remote  
Racking Tools

## RSA-39

FOR USE WITH:  
**General Electric  
Motor Control Center**

### SPECIFICATIONS

OPERATION: Close/Trip

WEIGHT: 10.7 lbs.

DIMENSIONS:\* 13.5 x 8.6 x 6.7"

POWER CONSUMPTION: 30 W

COMPATIBLE WITH: E9000  
Evolution MCC - Bucket Size 1-4  
Standard & Size 1 Horizontal

CONTROL/POWER SOURCE:  
RSO-I AR



Single-Use Remote  
Racking Tools

## RSA-39B

FOR USE WITH:  
**General Electric  
Motor Control Center**

### SPECIFICATIONS

OPERATION: Close/Trip

WEIGHT: 14.0 lbs.

DIMENSIONS:\* 10.7" x 15.5" x 19.5"

POWER CONSUMPTION: 30 W

COMPATIBLE WITH: E9000 Evolution  
MCC - Main

CONTROL/POWER SOURCE:  
RSO-I AR



Handheld  
Racking Tools

Remote Switch  
Operators,  
Actuators & Kits

## RSA-40

FOR USE WITH:

**Eaton/Cutler-Hammer  
Handle Operator**

\*All unit measurements are L x W x H

### SPECIFICATIONS

OPERATION: Close/Trip

WEIGHT: 14.5 lbs.

DIMENSIONS:\* 12.25" x 5.6" x 7.5"

POWER CONSUMPTION: 50 W

COMPATIBLE WITH: Eaton/Cutler-Hammer Vari-Depth Type Handle Mechanism; NEMA Type 1, 3R, 12.

Handle style number: 504C323G07

CONTROL/POWER SOURCE: RSO-I AR



## RSA-41

FOR USE WITH:

**Allen-Bradley  
Motor Control Center**

### SPECIFICATIONS

OPERATION: Close/Trip

WEIGHT: 6.4 lbs.

DIMENSIONS:\* 13.5" x 3.8" x 4.4"

POWER CONSUMPTION: 50 W

COMPATIBLE WITH: Allen-Bradley Centerline 2100 MCC - Size 1-4 Bucket (Black or Gray Plastic Handle)

CONTROL/POWER SOURCE: RSO-I AR



## RSA-41B

FOR USE WITH:

**Allen-Bradley  
Motor Control Center**

### SPECIFICATIONS

OPERATION: Close/Trip

WEIGHT: 13.5 lbs.

DIMENSIONS:\* 12.5" x 7.1" x 5.6"

POWER CONSUMPTION: 50 W

COMPATIBLE WITH: Allen-Bradley Centerline 2100 MCC - Main (Black or Gray Plastic Handle)

CONTROL/POWER SOURCE: RSO-I AR





## RSA-41C

FOR USE WITH:

**Allen-Bradley  
Motor Control Center**

### SPECIFICATIONS

OPERATION: Close/Trip

WEIGHT: 7.3 lbs.

DIMENSIONS:\* 7.9" x 5.7" x 4.6"

POWER CONSUMPTION: 30 W

COMPATIBLE WITH: Allen-Bradley Centerline 2100 MCC - Size 1 Horizontal Bucket (Black or Gray Plastic Handle)

CONTROL/POWER SOURCE: RSO-I AR



Rotary Remote  
Racking Tools

Extractor Remote  
Racking Tools

## RSA-42

FOR USE WITH:

**Eaton/Cutler-Hammer  
Handle Operator**



### SPECIFICATIONS

OPERATION: Close/Trip

WEIGHT: 15.3 lbs.

DIMENSIONS:\* 12.0" x 8.0" x 8.2"

POWER CONSUMPTION: 50 W

COMPATIBLE WITH: Eaton/Cutler-Hammer - Series C Rotary Through-The-Door Handle Mechanism (for use with Molded Case Circuit Breakers G, F, J, K, L, MDL Frames, Molded Case Switches, and Motor Circuit Protectors)

CONTROL/POWER SOURCE: RSO-I AR



Single-Use Remote  
Racking Tools

## RSA-43

FOR USE WITH:

**General Electric  
Load Break Switch**

### SPECIFICATIONS

OPERATION: Close/Trip

WEIGHT: 22.7 lbs.

DIMENSIONS:\* 10.2" x 10.1" x 6.9"

POWER CONSUMPTION: 100 W

COMPATIBLE WITH: General Electric SE-100 Series Load Break Switch 600-1200 A 5 kV, 15 kV

CONTROL/POWER SOURCE: RSO-I AR



Handheld  
Racking Tools

Remote Switch  
Operators,  
Actuators & Kits

## RSA-44

### SPECIFICATIONS

OPERATION: Close/Trip

WEIGHT: 16.2 lbs.

DIMENSIONS: \* 15.5" x 9.1" x 6.4"

POWER CONSUMPTION: 50 W

COMPATIBLE WITH: Square  
D Iso-Flex Model 4 Class 8198  
Medium-Voltage Controller

CONTROL/POWER SOURCE:  
RSO-I AR

FOR USE WITH:

**Square D**  
**Motor Control Center**



\*All unit measurements are L x W x H

## RSA-45

### SPECIFICATIONS

OPERATION: Charge/Close/Trip

WEIGHT: 28.5 lbs.

DIMENSIONS: \* 17.5" x 13.7" x 7.8"

POWER CONSUMPTION: 100 W

COMPATIBLE WITH: General  
Electric AKR-4, 5-A-30, 50

CONTROL/POWER SOURCE:  
RSO-IIID

FOR USE WITH:

**General Electric**  
**Air Circuit Breaker**



## RSA-45A

### SPECIFICATIONS

OPERATION: Charge/Close/Trip

WEIGHT: 28.5 lbs.

DIMENSIONS: \* 17.5" x 14.8" x 10.3"

POWER CONSUMPTION: 100 W

COMPATIBLE WITH: General  
Electric AKR-6, 10D-30, 50 & AKR-4,  
5-B-30, 50

CONTROL/POWER SOURCE:  
RSO-IIID

FOR USE WITH:

**General Electric**  
**Air Circuit Breaker**



## RSA-45B

### SPECIFICATIONS

OPERATION: Close/Trip

WEIGHT: 7.3 lbs.

DIMENSIONS:\* 14.5" x 14.8" x 6.9"

POWER CONSUMPTION: 30 W

COMPATIBLE WITH: General Electric  
AKR-6, 10D-75, 100

CONTROL/POWER SOURCE:  
RSO-IIID

FOR USE WITH:

**General Electric  
Air Circuit Breaker**



Rotary Remote  
Racking Tools

Extractor Remote  
Racking Tools

## RSA-45C

### SPECIFICATIONS

OPERATION: Charge/Close/Trip

WEIGHT: 28.0 lbs.

DIMENSIONS:\* 17.5" x 14.8" x 9.3"

POWER CONSUMPTION: 100 W

COMPATIBLE WITH: General Electric  
AKR-6, 10D-75, 100

CONTROL/POWER SOURCE:  
RSO-IIID

FOR USE WITH:

**General Electric  
Air Circuit Breaker**



Single-Use Remote  
Racking Tools

## RSA-45E

### SPECIFICATIONS

OPERATION: Close/Trip

WEIGHT: 15.5 lbs.

DIMENSIONS:\* 13.8" x 14.8" x 7.5"

POWER CONSUMPTION: 30 W

COMPATIBLE WITH: General Electric  
AKR-4, 5-A-30, 50

CONTROL/POWER SOURCE:  
RSO-I AR

FOR USE WITH:

**General Electric  
Air Circuit Breaker**



Handheld  
Racking Tools

Remote Switch  
Operators,  
Actuators & Kits

## RSA-46

FOR USE WITH:

**General Electric  
Motor Control Center**

### SPECIFICATIONS

OPERATION: Close/Trip

WEIGHT: 11.0 lbs.

DIMENSIONS: \* 10.7" x 9.5" x 4.4"

POWER CONSUMPTION: 50 W

COMPATIBLE WITH: General Electric 8000 MCC Size 1-4 (Small Escutcheon Around Handle Operator)

CONTROL/POWER SOURCE: RSO-I AR



## RSA-46B

FOR USE WITH:

**General Electric  
Motor Control Center**

### SPECIFICATIONS

OPERATION: Close/Trip

WEIGHT: 13.5 lbs.

DIMENSIONS: \* 13.5" x 6.3" x 5.6"

POWER CONSUMPTION: 50 W

COMPATIBLE WITH: General Electric 8000 MCC Size 5 Bucket, General Electric 8000 Style Main Disconnect (Up to 800 A)

CONTROL/POWER SOURCE: RSO-I AR



## RSA-46D

FOR USE WITH:

**General Electric  
Motor Control Center**

### SPECIFICATIONS

OPERATION: Close/Trip

WEIGHT: 19.2 lbs.

DIMENSIONS: \* 20.5" x 11.9" x 6.0"

POWER CONSUMPTION: 50 W

COMPATIBLE WITH: General Electric 8000 MCC Main Disconnect (800-1200 A)

CONTROL/POWER SOURCE: RSO-I AR





## RSA-47

FOR USE WITH:

**Allen-Bradley  
Motor Control Center**



### SPECIFICATIONS

OPERATION: Close/Trip

WEIGHT: 8.2 lbs.

DIMENSIONS: \* 12.4" x 9.9" x 4.4"

POWER CONSUMPTION: 30 W

COMPATIBLE WITH: Allen-Bradley 2100 (Legacy) MCC Size 1-4 Bucket (Metal Handle, Flush Mounted, 7" Base Length)

CONTROL/POWER SOURCE: RSO-I AR



Rotary Remote  
Racking Tools

Extractor Remote  
Racking Tools

## RSA-47A

FOR USE WITH:

**Allen-Bradley  
Motor Control Center**



### SPECIFICATIONS

OPERATION: Close/Trip

WEIGHT: 14.0 lbs.

DIMENSIONS: \* 13.0" x 7.2" x 7.2"

POWER CONSUMPTION: 50 W

COMPATIBLE WITH: Allen-Bradley 2100 (Legacy) MCC Size 5 Bucket and Allen-Bradley Centerline 5 kV Starter (Metal Handle, Flush Mounted, 9" Base Length)

CONTROL/POWER SOURCE: RSO-I AR



Single-Use Remote  
Racking Tools

## RSA-47B

FOR USE WITH:

**Allen-Bradley  
Motor Control Center**



### SPECIFICATIONS

OPERATION: Close/Trip

WEIGHT: 14.1 lbs.

DIMENSIONS: \* 13.0 x 6.2 x 9.3"

POWER CONSUMPTION: 50 W

COMPATIBLE WITH: Allen-Bradley 2100 (Legacy) MCC Size 1-4 Bucket (Metal Handle, Recessed Mounted, 7" Base Length)

CONTROL/POWER SOURCE: RSO-I AR



Handheld  
Racking Tools

Remote Switch  
Operators,  
Actuators & Kits

## RSA-48

### SPECIFICATIONS

**OPERATION:** Charge/Close/Trip  
**WEIGHT:** 23.3 lbs.  
**DIMENSIONS:**\* 17.0" x 17.8" x 8.2"  
**POWER CONSUMPTION:** 80 W  
**COMPATIBLE WITH:** Eaton/  
Cutler-Hammer Magnum DS, SB  
(Door Closed, 800-4000 A)  
**CONTROL/POWER SOURCE:**  
RSO-IIID

FOR USE WITH:

**Eaton/Cutler-Hammer  
Insulated Case Circuit Breaker**

\*All unit measurements are L x W x H



## RSA-50

### SPECIFICATIONS

**OPERATION:** Close/Trip  
**WEIGHT:** 20.1 lbs.  
**DIMENSIONS:**\* 21.6" x 10.4" x 9.1"  
**POWER CONSUMPTION:** 50 W  
**COMPATIBLE WITH:** Motorpact  
Medium-Voltage Motor Starter  
(Isolation Switch Operation only)  
**CONTROL/POWER SOURCE:**  
RSO-I AR

FOR USE WITH:

**Schneider  
Motor Control Center**



## RSA-50A

### SPECIFICATIONS

**OPERATION:** Close/Trip  
**WEIGHT:** 14.6 lbs.  
**DIMENSIONS:**\* 21.6 x 12.3 x 8.0"  
**POWER CONSUMPTION:** 30 W  
**COMPATIBLE WITH:** Motorpact  
Medium-Voltage Motor Starter  
(Close/Trip)  
**CONTROL/POWER SOURCE:**  
RSO-I AR

FOR USE WITH:

**Schneider  
Motor Control Center**



## RSA-51

FOR USE WITH:  
**Siemens/Siemens-Allis  
Air Circuit Breaker**

### SPECIFICATIONS

OPERATION: Charge/Close/Trip

WEIGHT: 36.5 lbs.

DIMENSIONS:\* 19.3" x 14.5" x 8.2"

POWER CONSUMPTION: 165 W

COMPATIBLE WITH: Siemens/Siemens-Allis - RL, RLE, RLF, RLI, 800-2000 A (Gray, Black or Yellow Zinc Face, Manual Operated, includes RL, RLE, RLF, RLI-800, 1600, 2000)

CONTROL/POWER SOURCE: RSO-IIID



Rotary Remote  
Racking Tools

Extractor Remote  
Racking Tools

## RSA-51A

FOR USE WITH:  
**Siemens/Siemens-Allis  
Air Circuit Breaker**

### SPECIFICATIONS

OPERATION: Close/Trip

WEIGHT: 14.6 lbs.

DIMENSIONS:\* 20.0" x 7.5" x 7.4"

POWER CONSUMPTION: 65 W

COMPATIBLE WITH: Siemens/Siemens-Allis - RL, RLE, RLF, 3200-5000 A (Gray, Black or Yellow Zinc Face, Manual Operated, includes RL, RLE, RLF-3200, 4000, 5000)

CONTROL/POWER SOURCE: RSO-IIID



Single-Use Remote  
Racking Tools

## RSA-51C

FOR USE WITH:  
**Siemens/Siemens-Allis  
Air Circuit Breaker**  
*(Charge Assembly)*

### SPECIFICATIONS

OPERATION: Charge

WEIGHT: 32.9 lbs.

DIMENSIONS:\* 19.0" x 13.6" x 14.7"

POWER CONSUMPTION: 100 W

COMPATIBLE WITH: Siemens/Siemens-Allis - RL, RLE, RLF, 3200-5000 A (Gray, Black or Yellow Zinc Face, Manual Operated, includes RL, RLE, RLF-3200, 4000, 5000)

CONTROL/POWER SOURCE: RSO-IIID



Handheld  
Racking Tools

Remote Switch  
Operators,  
Actuators & Kits

## RSA-51C

FOR USE WITH:

**Siemens/Siemens-Allis  
Air Circuit Breaker**  
(Close/Trip Assembly)

\*All unit measurements are L x W x H

### SPECIFICATIONS

OPERATION: Close/Trip

WEIGHT: 17.4 lbs.

DIMENSIONS:\* 19.7" x 16.4" x 7.2"

POWER CONSUMPTION: 65 W

COMPATIBLE WITH: Siemens/Siemens-Allis - RL, RLE, RLF, 3200-5000 A (Gray, Black or Yellow Zinc Face, Manual Operated, includes RL, RLE, RLF-3200, 4000, 5000)

CONTROL/POWER SOURCE: RSO-IIID



## RSA-52

FOR USE WITH:

**Siemens  
Handle Operator**

### SPECIFICATIONS

OPERATION: Close/Trip

WEIGHT: 15.4 lbs.

DIMENSIONS:\* 13.1" x 6.5" x 8.3"

POWER CONSUMPTION: 50 W

COMPATIBLE WITH: Siemens RHOH Rotary Door Mounted Operating Handle (for MD, ND, PD, & RD Frame Molded Case Circuit Breakers (MCCBs), NEMA Type 1, 3, 3R, 12, 4, & 4X Enclosures)

CONTROL/POWER SOURCE: RSO-I AR



## RSA-52A

FOR USE WITH:

**Siemens  
Handle Operator**



### SPECIFICATIONS

OPERATION: Close/Trip

WEIGHT: 13.8 lbs.

DIMENSIONS:\* 8.8" x 8.5" x 8.8"

POWER CONSUMPTION: 50 W

COMPATIBLE WITH: Siemens CRHOH Rotary Door Mounted Operating Handle (for ED, FD, JD, LD, & LMD Frame Molded Case Circuit Breakers (MCCBs), NEMA Types 1, 3, 3R, 12, 4, & 4X Enclosures)

CONTROL/POWER SOURCE: RSO-I AR





## RSA-53A

FOR USE WITH:  
**ITE/Siemens  
Handle Operator**



### SPECIFICATIONS

OPERATION: Close/Trip  
WEIGHT: 16.9 lbs.  
DIMENSIONS:\* 10.9" x 12.1" x 7.8"  
POWER CONSUMPTION: 50 W  
COMPATIBLE WITH: ITE/Siemens -  
Enclosure Operating Mechanism for  
Molded Case Circuit Breakers (Large)  
CONTROL/POWER SOURCE:  
RSO-I AR



Rotary Remote  
Racking Tools

Extractor Remote  
Racking Tools

## RSA-54

FOR USE WITH:  
**Toshiba  
Motor Control Center**

### SPECIFICATIONS

OPERATION: Close/Trip  
WEIGHT: 19.2 lbs.  
DIMENSIONS:\* 22.5 x 12.5 x 8.5"  
POWER CONSUMPTION: 100 W  
COMPATIBLE WITH: JK Series  
Starter, Controller (includes JK400,  
JK700, JK, JKSSS, JKSSS4, JKSSS7  
Series)  
CONTROL/POWER SOURCE:  
RSO-I AR



Single-Use Remote  
Racking Tools

## RSA-55

FOR USE WITH:  
**Siemens  
Molded Case Circuit Breaker**

### SPECIFICATIONS

OPERATION: Close/Trip  
WEIGHT: 3.6 lbs.  
DIMENSIONS:\* 5.7" x 4.6" x 4.6"  
POWER CONSUMPTION: 15 W  
COMPATIBLE WITH: Siemens  
Molded Case Circuit Breaker - Type  
BL, BLH, Single Pole (10-70 A)  
CONTROL/POWER SOURCE:  
RSO-I AR



Handheld  
Racking Tools

Remote Switch  
Operators,  
Actuators & Kits

## RSA-55A

FOR USE WITH:

**Siemens  
Molded Case Circuit Breaker**

\*All unit measurements are L x W x H

### SPECIFICATIONS

OPERATION: Close/Trip

WEIGHT: 6.9 lbs.

DIMENSIONS: \* 6.7" x 5.4" x 5.1"

POWER CONSUMPTION: 30 W

COMPATIBLE WITH: Siemens Molded Case Circuit Breaker - Type BL, BLH, Two Pole (10-100 A)

CONTROL/POWER SOURCE: RSO-I AR



## RSA-56

FOR USE WITH:

**General Electric  
Molded Case Circuit Breaker**

### SPECIFICATIONS

OPERATION: Close/Trip

WEIGHT: 3.6 lbs.

DIMENSIONS: \* 6.5" x 4.6" x 4.6"

POWER CONSUMPTION: 15 W

COMPATIBLE WITH: General Electric Molded Case Circuit Breaker (MCCB) - Q-Line, Single Pole (125A & Less) Type THQB, THHQB, THQC, THHQC, THQL, THHQL, THQP, TQ, TQB, TQC, TQL, TXQB, TXQC, TXQL (does not include DIN Rail Mount & Quick Connect)

CONTROL/POWER SOURCE: RSO-I AR



## RSA-56B

FOR USE WITH:

**General Electric  
Molded Case Circuit Breaker**



### SPECIFICATIONS

OPERATION: Close/Trip

WEIGHT: 7.4 lbs.

DIMENSIONS: \* 8.5" x 5.4" x 5.2"

POWER CONSUMPTION: 30 W

COMPATIBLE WITH: General Electric Molded Case Circuit Breaker (MCCB) - Q-Line, Three Pole Gang (125A & Less) Type THQB, THHQB, THQC, THHQC, THQL, THHQL, THQP, TQ, TQB, TQC, TQL, TXQB, TXQC, TXQL (does not include DIN Rail Mount & Quick Connect)

CONTROL/POWER SOURCE: RSO-I AR



## RSA-56C

FOR USE WITH:

**General Electric  
Molded Case Circuit Breaker**

### SPECIFICATIONS

OPERATION: Close/Trip

WEIGHT: 8.0 lbs.

DIMENSIONS: \* 5.5" x 8.0" x 4.5"

POWER CONSUMPTION: 30 W

COMPATIBLE WITH: General Electric  
Molded Case Circuit Breaker (MCCB)  
- Q-Line, 2, 3 Pole (100-225A) Type  
THQD, THQDL, TQD, TQDL

CONTROL/POWER SOURCE:  
RSO-I AR



## RSA-57

FOR USE WITH:

**Square D  
Molded Case Circuit Breaker**



### SPECIFICATIONS

OPERATION: Close/Trip


WEIGHT: 2.9 lbs.

DIMENSIONS: \* 7.3" x 4.8" x 4.9"

POWER CONSUMPTION: 15 W

COMPATIBLE WITH: Square D Molded  
Case Circuit Breaker (MCCB) - E Frame  
(15-100 A; includes EH & EM Frames;  
Flush Mounted; with or without Factory  
Lockout)

CONTROL/POWER SOURCE: RSO-I AR



## RSA-57C

FOR USE WITH:

**Square D  
Molded Case Circuit Breaker**

### SPECIFICATIONS

OPERATION: Close/Trip

WEIGHT: 11.8 lbs.

DIMENSIONS: \* 20.3" x 4.7" x 6.5"

POWER CONSUMPTION: 30 W

COMPATIBLE WITH: Square D Molded Case  
Circuit Breaker (MCCB) - F (15-100 A) & K  
(70-250 A) Frame (Recessed Mounted, with  
or without Factory Lockout, includes FA,  
FC, FH, FI, FY, KA, KC, KH, KI, KY Frames)

CONTROL/POWER SOURCE: RSO-I AR



Rotary Remote  
Racking Tools

Extractor Remote  
Racking Tools

Single-Use Remote  
Racking Tools

Handheld  
Racking Tools

Remote Switch  
Operators,  
Actuators & Kits

## RSA-57D

### SPECIFICATIONS

OPERATION: Close/Trip

WEIGHT: 11.8 lbs.

DIMENSIONS: \* 19.6" x 5.4" x 5.4"

POWER CONSUMPTION: 50 W

COMPATIBLE WITH: Square D Molded Case Circuit Breaker (MCCB) - L, Q4 Frame (125-400 A, Flush Mounted, with or without Factory Lockout, includes LA, LH, LY, Q4 Frames)

CONTROL/POWER SOURCE: RSO-I AR

FOR USE WITH:

**Square D**  
**Molded Case Circuit Breaker**

\*All unit measurements are L x W x H



## RSA-57E

### SPECIFICATIONS

OPERATION: Close/Trip

WEIGHT: 11.7 lbs.

DIMENSIONS: \* 15.6" x 6.0" x 6.1"

POWER CONSUMPTION: 50 W

COMPATIBLE WITH: Square D Molded Case Circuit Breaker (MCCB) - L, Q4 Frame (125-400 A, Recessed Mounted, with or without Factory Lockout, includes LA, LH, LY, Q4 Frames)

CONTROL/POWER SOURCE: RSO-I AR

FOR USE WITH:

**Square D**  
**Molded Case Circuit Breaker**



## RSA-57G

### SPECIFICATIONS

OPERATION: Close/Trip

WEIGHT: 11.0 lbs.

DIMENSIONS: \* 19.6" x 5.6" x 5.7"


POWER CONSUMPTION: 50 W

COMPATIBLE WITH: Square D Molded Case Circuit Breaker (MCCB) - L Frame (125-400 A, Recessed Mounted, with or without Factory Lockout, includes LC, LI Frames)

CONTROL/POWER SOURCE: RSO-I AR

FOR USE WITH:

**Square D**  
**Molded Case Circuit Breaker**





## RSA-57I

### SPECIFICATIONS

OPERATION: Close/Trip

WEIGHT: 11.8 lbs.

DIMENSIONS: \* 15.0" x 9.6" x 5.2"

POWER CONSUMPTION: 50 W

COMPATIBLE WITH: Square D Molded Case Circuit Breaker (MCCB) - L Frame (125-600 A, Recessed Mounted, with or without Factory Lockout, includes LE, LX Frames)

CONTROL/POWER SOURCE: RSO-I AR

FOR USE WITH:

**Square D**  
**Molded Case Circuit Breaker**



Rotary Remote  
Racking Tools

Extractor Remote  
Racking Tools

## RSA-57J

### SPECIFICATIONS

OPERATION: Close/Trip

WEIGHT: 11.4 lbs.

DIMENSIONS: \* 14.6" x 5.7" x 5.7"

POWER CONSUMPTION: 50 W

COMPATIBLE WITH: Square D Molded Case Circuit Breaker (MCCB) - M Frame (300-1000 A, Flush Mounted, with or without Factory Lockout, includes MA, MH, MY Frames)

CONTROL/POWER SOURCE: RSO-I AR

FOR USE WITH:

**Square D**  
**Molded Case Circuit Breaker**



Single-Use Remote  
Racking Tools

## RSA-57K

### SPECIFICATIONS

OPERATION: Close/Trip

WEIGHT: 13.5 lbs.

DIMENSIONS: \* 17.6" x 5.0" x 6.2"

POWER CONSUMPTION: 50 W

COMPATIBLE WITH: Square D Molded Case Circuit Breaker (MCCB) - M Frame (300-1000 A, Recessed Mounted, with or without Factory Lockout, includes MA, MH, MY Frames)

CONTROL/POWER SOURCE: RSO-I AR

FOR USE WITH:

**Square D**  
**Molded Case Circuit Breaker**



Handheld  
Racking Tools

Remote Switch  
Operators,  
Actuators & Kits

## RSA-57N

### SPECIFICATIONS

OPERATION: Close/Trip

WEIGHT: 11.7 lbs.

DIMENSIONS: \* 18.6" x 5.1" x 6.3"

POWER CONSUMPTION: 50 W


COMPATIBLE WITH: Square D Molded Case Circuit Breaker (MCCB) - M Frame (100-800 A, Flush Mounted, with or without Factory Lockout, includes ME, MX Frames)

CONTROL/POWER SOURCE: RSO-I AR

FOR USE WITH:

**Square D  
Molded Case Circuit Breaker**

\*All unit measurements are L x W x H



## RSA-57O

### SPECIFICATIONS

OPERATION: Close/Trip

WEIGHT: 13.9 lbs.

DIMENSIONS: \* 19.6" x 5.5" x 5.9"

POWER CONSUMPTION: 50 W

COMPATIBLE WITH: Square D Molded Case Circuit Breaker (MCCB) - M Frame (100-800 A, Recessed Mounted, with or without Factory Lockout, includes ME, MX Frames)

CONTROL/POWER SOURCE: RSO-I AR

FOR USE WITH:

**Square D  
Molded Case Circuit Breaker**



## RSA-57T

### SPECIFICATIONS

OPERATION: Close/Trip

WEIGHT: 17.0 lbs.

DIMENSIONS: \* 5.5" x 7.0" x 17.3"

POWER CONSUMPTION: 50 W

COMPATIBLE WITH: Square D Molded Case Circuit Breaker (MCCB) - N Frame (600-1200 A, Flush Mounted, with or without Factory Lockout, includes NE, NX Frames)

CONTROL/POWER SOURCE: RSO-I AR

FOR USE WITH:

**Square D  
Molded Case Circuit Breaker**



## RSA-57U

### SPECIFICATIONS

OPERATION: Close/Trip

WEIGHT: 13.5 lbs.

DIMENSIONS:\* 16.8" x 6.9" x 6.0"

POWER CONSUMPTION: 100 W

COMPATIBLE WITH: Square D Molded Case Circuit Breaker (MCCB) - N Frame (600-1200 A, Recessed Mounted, with or without Factory Lockout, includes NE, NX Frames)

CONTROL/POWER SOURCE: RSO-I AR

FOR USE WITH:

**Square D  
Molded Case Circuit Breaker**



Rotary Remote Racking Tools

Extractor Remote Racking Tools

## RSA-57V

### SPECIFICATIONS

OPERATION: Close/Trip

WEIGHT: 16.8 lbs.

DIMENSIONS:\* 17.6" x 14.6" x 8.0"

POWER CONSUMPTION: 50 W

COMPATIBLE WITH: Square D Molded Case Circuit Breaker (MCCB) - P Frame (600-2500 A, Flush Mounted, includes PA, PH, PY, PC, PI, PE, PX)

CONTROL/POWER SOURCE: RSO-I AR

FOR USE WITH:

**Square D  
Molded Case Circuit Breaker**



Single-Use Remote Racking Tools

## RSA-59

### SPECIFICATIONS

OPERATION: Charge/Close/Trip

WEIGHT: 16.5 lbs.

DIMENSIONS:\* 17.5" x 19.9" x 8.2"

POWER CONSUMPTION: 80 W

COMPATIBLE WITH: WavePro, 800-2000 A (WPS, WPH, WPX - 08, 16, 20) & EntelliGuard, 800-2000 A (EGS, EGH, EGX - 08, 16, 20)

CONTROL/POWER SOURCE: RSO-IIID

FOR USE WITH:

**General Electric  
Air Circuit Breaker**



Handheld Racking Tools

Remote Switch Operators, Actuators & Kits

## RSA-59B

### SPECIFICATIONS

OPERATION: Charge/Close/Trip

WEIGHT: 16.5 lbs.

DIMENSIONS: \* 17.5" x 19.9" x 9.7"

POWER CONSUMPTION: 80 W

COMPATIBLE WITH: WavePro, 3200-5000 A (WPS, WPH, WPX - 32, 40, 50) & EntelliGuard, 3200-5000 A (EGS, EGH, EGX - 32, 40, 50)

CONTROL/POWER SOURCE: RSO-IIID

FOR USE WITH:

**General Electric  
Air Circuit Breaker**

\*All unit measurements are L x W x H



## RSA-61

### SPECIFICATIONS

OPERATION: Close/Trip

WEIGHT: 7.1 lbs.

DIMENSIONS: \* 9.9" x 6.4" x 5.9"

POWER CONSUMPTION: 15 W

COMPATIBLE WITH: Merlin Gerin YSF6 Close/Trip

CONTROL/POWER SOURCE: RSO-I AR

FOR USE WITH:

**Merlin Gerin  
SF6 Circuit Breaker**



## RSA-62

### SPECIFICATIONS

OPERATION: Close/Trip

WEIGHT: 8.2 lbs.

DIMENSIONS: \* 16.8" x 6.3" x 6.1"

POWER CONSUMPTION: 50 W

COMPATIBLE WITH: General Electric 300-Line Control Non Reversing Combination Magnetic Starter (CR307, CR308, CR387, CR388)

CONTROL/POWER SOURCE: RSO-I AR

FOR USE WITH:

**General Electric  
Panelboard Switch**





## RSA-63

### SPECIFICATIONS

OPERATION: Close/Trip

WEIGHT: 37.3 lbs.

DIMENSIONS:\* 38.2" x 11.3" x 8.9"

POWER CONSUMPTION: 100 W

COMPATIBLE WITH: Driwisa Load Break Switch (with DW-901 Front Mounted Operating Mechanism)

CONTROL/POWER SOURCE: RSO-I AR

FOR USE WITH:

**Driescher and Wittjohann  
Load Break Switch**



Rotary Remote  
Racking Tools

Extractor Remote  
Racking Tools

## RSA-64

### SPECIFICATIONS

OPERATION: Charge

WEIGHT: 10.7 lbs.

DIMENSIONS:\* 14.7 x 8.7 x 7.2"

POWER CONSUMPTION: 30 W

COMPATIBLE WITH:  
Westinghouse DFS

CONTROL/POWER SOURCE:  
RSO-IIID

FOR USE WITH:

**Westinghouse  
Air Switch**  
(Charge Assembly)



Single-Use Remote  
Racking Tools

## RSA-64

### SPECIFICATIONS

OPERATION: Close/Trip

WEIGHT: 28.3 lbs.

DIMENSIONS:\* 28.5" x 13.6" x 9.4"

POWER CONSUMPTION: 100 W

COMPATIBLE WITH:  
Westinghouse DFS

CONTROL/POWER SOURCE:  
RSO-IIID

FOR USE WITH:

**Westinghouse  
Air Switch**  
(Close/Trip Assembly)



Handheld  
Racking Tools

Remote Switch  
Operators,  
Actuators & Kits

## RSA-65

FOR USE WITH:  
**ABB/BBC/ITE  
Load Interrupter  
Switch**

\*All unit measurements are L x W x H

### SPECIFICATIONS

OPERATION: Close/Trip

WEIGHT: 38.4 lbs.

DIMENSIONS: \* 30.7" x 14.0" x 5.5"

POWER CONSUMPTION: 200 W

COMPATIBLE WITH: ABB/BBC/  
ITE VersaRupter Interrupter Switch,  
HK-HPL-C Drawout Interrupter  
Switch (Flush Mounted on Panel)

CONTROL/POWER SOURCE:  
RSO-I AR



## RSA-66A

FOR USE WITH:  
**ITE  
Molded Case Circuit Breaker**

### SPECIFICATIONS

OPERATION: Close/Trip

WEIGHT: 8.1 lbs.

DIMENSIONS: \* 9.3" x 4.4" x 6.6"

POWER CONSUMPTION: 30 W

COMPATIBLE WITH: ITE Type ET, ETI,  
ETO, ET-75, ET-C Molded Case Circuit  
Breaker (MCCB) - F Frame (15-100 A,  
includes F, HF, CF) - 2, 3 Pole

CONTROL/POWER SOURCE:  
RSO-I AR



## RSA-66C

FOR USE WITH:  
**ITE  
Molded Case Circuit Breaker**

### SPECIFICATIONS

OPERATION: Close/Trip

WEIGHT: 9.5 lbs.

DIMENSIONS: \* 15.6" x 6.1" x 5.4"

POWER CONSUMPTION: 50 W

COMPATIBLE WITH: ITE Type ET, ETI, ETO,  
ET-75, ET-C Molded Case Circuit  
Breaker (MCCB) - J Frame (70-225A, includes J, JJ,  
JKL, JL, CJKL) & HJKL Frame (125-400 A,  
includes HJ, HJKL) - 2-3 Pole

CONTROL/POWER SOURCE: RSO-I AR



## RSA-66G

FOR USE WITH:

**ITE**  
**Molded Case Circuit Breaker**



### SPECIFICATIONS

OPERATION: Close/Trip

WEIGHT: 17.3 lbs.

DIMENSIONS:\* 19.3" x 7.0" x 6.3"

POWER CONSUMPTION: 100 W

COMPATIBLE WITH: ITE Type ET, ETI, ETO, ET-75, ET-C Molded Case Circuit Breaker (MCCB) - KM Frame (250-800 A, includes KM), KP Frame (250-800 A, includes KP), HP Frame (800-1600 A, includes HP), & CP Frame (800-1600 A, includes CP) - 2, 3 Pole

CONTROL/POWER SOURCE: RSO-I AR



Rotary Remote  
Racking Tools

Extractor Remote  
Racking Tools

## RSA-67

FOR USE WITH:

**Powell Control Industries**  
**Molded Case Circuit Breaker**

### SPECIFICATIONS

OPERATION: Close/Trip

WEIGHT: 24.0 lbs.

DIMENSIONS:\* 16.6" x 11.7" x 5.2"

POWER CONSUMPTION: 100 W

COMPATIBLE WITH: Powell Series P-13000 Class E-2 Controller (2.5-5 kV Voltage Class)

CONTROL/POWER SOURCE:  
RSO-I AR



Single-Use Remote  
Racking Tools

## RSA-69A

FOR USE WITH:

**ABB/SACE**  
**Insulated Case Circuit Breaker**

### SPECIFICATIONS

OPERATION: Close/Trip

WEIGHT: 13.5 lbs.

DIMENSIONS:\* 6.6" x 7.9" x 21.7"

POWER CONSUMPTION: 85 W

COMPATIBLE WITH: Megamax F Low-Voltage Power Circuit Breaker, 1200-6000 A, All Sizes (F1, F2, F3, F4, F5, F6)

CONTROL/POWER SOURCE:  
RSO-I AR



Handheld  
Racking Tools

Remote Switch  
Operators,  
Actuators & Kits

## RSA-71

### SPECIFICATIONS

OPERATION: Close/Trip

WEIGHT: 13.8 lbs.

DIMENSIONS: \* 13.0" x 7.2" x 7.8"

POWER CONSUMPTION: 50 W

COMPATIBLE WITH: Allen-Bradley CENTERLINE 2100 5 kV Starter (1st Generation, Gray Metal Handle Operator)

CONTROL/POWER SOURCE: RSO-I AR

FOR USE WITH:

**Allen-Bradley  
Motor Control Center**

\*All unit measurements are L x W x H



## RSA-71B

### SPECIFICATIONS

OPERATION: Close/Trip

WEIGHT: 14.0 lbs.

DIMENSIONS: \* 12.8" x 7.2" x 6.1"

POWER CONSUMPTION: 50 W

COMPATIBLE WITH: Allen-Bradley CENTERLINE 2100 5 kV Starter (2nd Generation, Flush Mount, Red/Black Plastic Handle Operator)

CONTROL/POWER SOURCE: RSO-I AR

FOR USE WITH:

**Allen-Bradley  
Motor Control Center**



## RSA-71C

### SPECIFICATIONS

OPERATION: Close/Trip

WEIGHT: 13.8 lbs.

DIMENSIONS: 13" x 7.1" x 7.2"

POWER CONSUMPTION: 50 W

COMPATIBLE WITH: Allen-Bradley CENTERLINE 2100 5 kV Starter (2nd Generation, Recessed Mount, Red/Black Plastic Handle Operator)

CONTROL/POWER SOURCE: RSO-I AR

FOR USE WITH:

**Allen-Bradley  
Handle Operator**





## RSA-72

FOR USE WITH:

**General Electric  
Molded Case Circuit Breaker**

### SPECIFICATIONS

OPERATION: Close/Trip

WEIGHT: 18.6 lbs.

DIMENSIONS: \* 20.6" x 7.3" x 6.6"

POWER CONSUMPTION: 100 W

COMPATIBLE WITH: Spectra Series Molded Case Circuit Breaker (MCCB) - SK Frame: 300-1200 A (includes SKD, SKH, SKL, SKP) - Flush Mount without Handle Extension

CONTROL/POWER SOURCE: RSO-I AR



Rotary Remote  
Racking Tools

Extractor Remote  
Racking Tools

## RSA-72A

FOR USE WITH:

**General Electric  
Molded Case  
Circuit Breaker**

### SPECIFICATIONS

OPERATION: Close/Trip


WEIGHT: 18.2 lbs.

DIMENSIONS: \* 18.2" x 7.3" x 6.6"

POWER CONSUMPTION: 100 W

COMPATIBLE WITH: Spectra Series Molded Case Circuit Breaker (MCCB) - SK Frame: 300-1200 A (includes SKD, SKH, SKL, SKP) - Flush Mount with Handle Extension

CONTROL/POWER SOURCE: RSO-I AR



Single-Use Remote  
Racking Tools

## RSA-72B

FOR USE WITH:

**General Electric  
Molded Case Circuit Breaker**

### SPECIFICATIONS

OPERATION: Close/Trip

WEIGHT: 10.1 lbs.

DIMENSIONS: \* 15.5" x 5.5" x 5.4"

POWER CONSUMPTION: 50 W

COMPATIBLE WITH: Spectra Series Molded Case Circuit Breaker (MCCB) - SG Frame: 125-600 A (includes SGD, SGK, SGL, SGP) - Flush Mount

CONTROL/POWER SOURCE: RSO-I AR



Handheld  
Racking Tools

Remote Switch  
Operators,  
Actuators & Kits

## RSA-72C

FOR USE WITH:

**General Electric  
Molded Case Circuit Breaker**

\*All unit measurements are L x W x H

### SPECIFICATIONS

OPERATION: Close/Trip

WEIGHT: 8.2 lbs.

DIMENSIONS:\* 8.3" x 4.4" x 6.6"

POWER CONSUMPTION: 30 W

COMPATIBLE WITH: Spectra Series  
Molded Case Circuit Breaker (MCCB) -  
SE Frame: 15-100 A (includes SED, SEH,  
SEL, SEP); SF Frame: 70-250 A (includes  
SFD, SFH, SFL, SFP) - Flush Mount

CONTROL/POWER SOURCE: RSO-I AR



## RSA-72D

FOR USE WITH:

**General Electric  
Molded Case Circuit Breaker**

### SPECIFICATIONS

OPERATION: Close/Trip

WEIGHT: 17.2 lbs.

DIMENSIONS:\* 20.1" x 7.3" x 6.3"

POWER CONSUMPTION: 100 W

COMPATIBLE WITH: Spectra Series  
Molded Case Circuit Breaker (MCCB) -  
SK Frame: 300-1200 A (includes SKD,  
SKH, SKL, SKP) - Recessed Mount with  
Handle Extension

CONTROL/POWER SOURCE: RSO-I AR



## RSA-72F

FOR USE WITH:

**General Electric  
Molded Case Circuit Breaker**



### SPECIFICATIONS

OPERATION: Close/Trip

WEIGHT: 12.0 lbs.

DIMENSIONS:\* 15.6" x 6.0" x 6.8"

POWER CONSUMPTION: 50 W

COMPATIBLE WITH: Spectra Series  
Molded Case Circuit Breaker (MCCB)  
- SG Frame: 125-600 A (includes SGD,  
SGK, SGL, SGP) - Recessed Mount

CONTROL/POWER SOURCE:  
RSO-I AR



## RSA-73

FOR USE WITH:

**General Electric  
Bolted Pressure Switch**

### SPECIFICATIONS

OPERATION: Charge/Close/Trip

WEIGHT: 23.4 lbs.

DIMENSIONS:\* 11.1" x 14.7" x 9.1"

POWER CONSUMPTION: 50 W

COMPATIBLE WITH: General Electric Type HPC High Pressure Contact Switch - 2000-4000 A (Manual or Electric Trip, Bottom Feed Standard)

CONTROL/POWER SOURCE: RSO-IIID



Rotary Remote  
Racking Tools

Extractor Remote  
Racking Tools

## RSA-73A

FOR USE WITH:

**General Electric  
Bolted Pressure Switch**

### SPECIFICATIONS

OPERATION: Charge/Close/Trip

WEIGHT: 22.0 lbs.

DIMENSIONS:\* 7.5" x 24.5" x 8.8"

POWER CONSUMPTION: 50 W

COMPATIBLE WITH: General Electric Type HPC High Pressure Contact Switch - 800-1600 A (Manual or Electric Trip, Bottom Feed Standard)

CONTROL/POWER SOURCE: RSO-IIID



Single-Use Remote  
Racking Tools

## RSA-73B

FOR USE WITH:

**General Electric  
Bolted Pressure Switch**

### SPECIFICATIONS

OPERATION: Charge/Close/Trip

WEIGHT: 21.8 lbs.

DIMENSIONS:\* 7.5" x 9.0" x 18.5"

POWER CONSUMPTION: 50 W

COMPATIBLE WITH: General Electric Type HPC High Pressure Contact Switch - 800-1600 A (Manual or Electric Trip, Top Feed Inverted)

CONTROL/POWER SOURCE: RSO-IIID



Handheld  
Racking Tools

Remote Switch  
Operators,  
Actuators & Kits

## RSA-73C

### SPECIFICATIONS

**OPERATION:** Charge/Close/Trip  
**WEIGHT:** 23.4 lbs.  
**DIMENSIONS:**\* 11.1" x 14.7" x 9.1"  
**POWER CONSUMPTION:** 50 W  
**COMPATIBLE WITH:** General Electric Type HPC High Pressure Contact Switch - 2000-4000 A (Manual or Electric Trip, Top Feed Inverted)  
**CONTROL/POWER SOURCE:** RSO-IIID

FOR USE WITH:

**General Electric  
Bolted Pressure Switch**

\*All unit measurements are L x W x H



## RSA-76

### SPECIFICATIONS

**OPERATION:** Charge/Close/Trip  
**WEIGHT:** 25.6 lbs.  
**DIMENSIONS:**\* 13.2" x 20.8" x 7.1"  
**POWER CONSUMPTION:** 80 W  
**COMPATIBLE WITH:** General Electric Power Break II - All Frame Sizes (Door Closed)  
**CONTROL/POWER SOURCE:** RSO-IIID

FOR USE WITH:

**General Electric  
Insulated Case Circuit Breaker**



## RSA-76E

### SPECIFICATIONS

**OPERATION:** Charge/Close/Trip  
**WEIGHT:** 25.9 lbs.  
**DIMENSIONS:**\* 13.3" x 21.1" x 8.4"  
**POWER CONSUMPTION:** 80 W  
**COMPATIBLE WITH:** General Electric Power Break II - All Frame Sizes (Door Closed, Protruding Mount, Up to 2.5")  
**CONTROL/POWER SOURCE:** RSO-IIID

FOR USE WITH:

**General Electric  
Insulated Case Circuit Breaker**





## RSA-77

### SPECIFICATIONS

OPERATION: Close/Trip

WEIGHT: 10.0 lbs.

DIMENSIONS: \* 9.7" x 9.4" x 7.0"

POWER CONSUMPTION: 30 W

COMPATIBLE WITH: ITE/Gould/Siemens - 5600 Series Motor Control Center (MCC) (compatible with 5640, Version 1, Metallic Rotary Handle, Size 1-4)

CONTROL/POWER SOURCE: RSO-I AR

FOR USE WITH:

**ITE/Gould/Siemens  
Motor Control Center**



Rotary Remote  
Racking Tools

Extractor Remote  
Racking Tools

## RSA-78

### SPECIFICATIONS

OPERATION: Close/Trip

WEIGHT: 8.9 lbs.

DIMENSIONS: \* 11.7" x 7.3" x 5.6"

POWER CONSUMPTION: 30 W

COMPATIBLE WITH: Cutler-Hammer F2100, Advantage, Series 2100; Westinghouse 5 Star - Size 1-5 MCC Bucket

CONTROL/POWER SOURCE: RSO-I AR

FOR USE WITH:

**Cutler-Hammer/Westinghouse  
Motor Control Center**



Single-Use Remote  
Racking Tools

## RSA-78A

### SPECIFICATIONS

OPERATION: Close/Trip

WEIGHT: 12 lbs.

DIMENSIONS: \* 21.6" x 7.4" x 5.7"

POWER CONSUMPTION: 50 W

COMPATIBLE WITH: Cutler-Hammer/Westinghouse - F2100, Advantage, Series 2100, 5 Star Motor Control Center (MCC) Main

CONTROL/POWER SOURCE: RSO-I AR

FOR USE WITH:

**Cutler-Hammer/Westinghouse  
Motor Control Center**



Handheld  
Racking Tools

Remote Switch  
Operators,  
Actuators & Kits

## RSA-79

### SPECIFICATIONS

OPERATION: Charge/Close/Trip

WEIGHT: 25.2 lbs.

DIMENSIONS: \* 15.2" x 10.6" x 10.0"

POWER CONSUMPTION: 100 W

COMPATIBLE WITH: ITE KA, KB, KC, KD, KE

CONTROL/POWER SOURCE: RSO-I AR

FOR USE WITH:

**ITE**  
**Air Circuit Breaker**

\*All unit measurements are L x W x H



## RSA-79A

### SPECIFICATIONS

OPERATION: Charge/Close/Trip

WEIGHT: 23.2 lbs.

DIMENSIONS: \* 14.5" x 10.6" x 9.8"

POWER CONSUMPTION: 100 W

COMPATIBLE WITH: ITE KA, KB, KC, KD, KE (Flush Mount)

CONTROL/POWER SOURCE: RSO-I AR

FOR USE WITH:

**ITE**  
**Air Circuit Breaker**



## RSA-80

### SPECIFICATIONS

OPERATION: Charge/Close/Trip

WEIGHT: 23.9 lbs.

DIMENSIONS: \* 14.6" x 14.9" x 8.1"

POWER CONSUMPTION: 50 W

COMPATIBLE WITH: Westinghouse DB-15, 25, 15-600 A (Three Position, Rectangular Trip Button Above Charging Handle)

CONTROL/POWER SOURCE: RSO-IIID

FOR USE WITH:

**Westinghouse**  
**Air Circuit Breaker**



## RSA-80A

### SPECIFICATIONS

**OPERATION:** Close/Trip

**WEIGHT:** 18.3 lbs.

**DIMENSIONS:**\* 10.8" x 10.8" x 8.3"

**POWER CONSUMPTION:** 50 W

**COMPATIBLE WITH:** Westinghouse DB-15, 25, 15-600 A (Single Position, No Trip Button)

**CONTROL/POWER SOURCE:** Specify Usage

FOR USE WITH:

**Westinghouse  
Air Circuit Breaker**



## RSA-82

### SPECIFICATIONS

**OPERATION:** Close/Trip

**WEIGHT:** 8.2 lbs.

**DIMENSIONS:**\* 12.5" x 5.5" x 5.6"

**POWER CONSUMPTION:** 50 W

**COMPATIBLE WITH:** Siemens Marq21, Model 90, Model 95, Model 95+ Motor Control Center (MCC) Bucket - Size 1-4 (Black Plastic Handle with Green Sides)

**CONTROL/POWER SOURCE:** RSO-I AR

FOR USE WITH:

**Siemens/Siemens-Allis  
Motor Control Center**



## RSA-83

### SPECIFICATIONS

**OPERATION:** Close/Trip

**WEIGHT:** 10.2 lbs.

**DIMENSIONS:**\* 7.9" x 5.6" x 4.4"


**POWER CONSUMPTION:** 30 W

**COMPATIBLE WITH:** Furnas/Siemens-Furnas System 89 Motor Control Center (MCC) - Size 1-4 & Siemens Tiastar (Flush Mounted, Rectangular Handle Operator, Vertical & Horizontal)

**CONTROL/POWER SOURCE:** RSO-I AR

FOR USE WITH:

**Furnas/Siemens-Furnas/Siemens  
Motor Control Center**



Rotary Remote  
Racking Tools

Extractor Remote  
Racking Tools

Single-Use Remote  
Racking Tools

Handheld  
Racking Tools

Remote Switch  
Operators,  
Actuators & Kits

## RSA-87

### SPECIFICATIONS

OPERATION: Close/Trip

WEIGHT: 5.2 lbs.

DIMENSIONS: \* 7.5" x 5.7" x 5.8"

POWER CONSUMPTION: 30 W

COMPATIBLE WITH: Cutler-Hammer F10 Unitrol, 9800 Unitrol Motor Control Center (MCC) Bucket - Slider Style Operating Handle Mechanism, Size 1-4 Motor Control Center (MCC) Bucket (including 6" Horizontal Feeder Bucket)

CONTROL/POWER SOURCE: RSO-I AR

FOR USE WITH:

**Cutler-Hammer  
Motor Control Center**

\*All unit measurements are L x W x H



## RSA-87A

### SPECIFICATIONS

OPERATION: Close/Trip

WEIGHT: 8.1 lbs.

DIMENSIONS: \* 8.5" x 5.7" x 6.4"

POWER CONSUMPTION: 30 W

COMPATIBLE WITH: Cutler-Hammer F10 Unitrol, 9800 Unitrol Motor Control Center (MCC) Bucket - Slider Style Operating Handle Mechanism, Size 5 Motor Control Center (MCC) Bucket

CONTROL/POWER SOURCE: RSO-I AR

FOR USE WITH:

**Cutler-Hammer  
Motor Control Center**



## RSA-89

### SPECIFICATIONS

OPERATION: Close/Trip

WEIGHT: 15.3 lbs.

DIMENSIONS: \* 11.5" x 9.2" x 7.8"

POWER CONSUMPTION: 30 W

COMPATIBLE WITH: Cutler-Hammer 9800 Unitrol Size 1-4 Motor Control Center (MCC) Bucket

CONTROL/POWER SOURCE: RSO-I AR

FOR USE WITH:

**Cutler-Hammer  
Motor Control Center**





## RSA-89A

### SPECIFICATIONS

OPERATION: Charge/Close/Trip

WEIGHT: 15.3 lbs.

DIMENSIONS: \* 11.5" x 9.2" x 7.8"

POWER CONSUMPTION: 30 W

COMPATIBLE WITH: Cutler-Hammer  
9800 Unitrol Size 5 Motor Control  
Center (MCC) Bucket

CONTROL/POWER SOURCE:  
RSO-I AR

FOR USE WITH:

**Cutler-Hammer  
Motor Control Center**



Rotary Remote  
Racking Tools

Extractor Remote  
Racking Tools

## RSA-91

### SPECIFICATIONS

OPERATION: Close/Trip

WEIGHT: 15.5 lbs.

DIMENSIONS: \* 16.0" x 8.8" x 7.5"

POWER CONSUMPTION: 30 W

COMPATIBLE WITH: General Electric  
Power Break Circuit Breaker - Manual,  
Electric, 800-2000 A (No Trip Unit  
Visible on Panel)

CONTROL/POWER SOURCE:  
RSO-I AR

FOR USE WITH:

**General Electric  
Insulated Case Circuit Breaker**



Single-Use Remote  
Racking Tools

## RSA-91E

### SPECIFICATIONS

OPERATION: Charge/Close/Trip

WEIGHT: 19.9 lbs.

DIMENSIONS: \* 16.0" x 8.8" x 9.5"

POWER CONSUMPTION: 80 W

COMPATIBLE WITH: General Electric  
Power Break Circuit Breaker -  
Electrically Operated, 800-2000 A  
(No Trip Unit Visible on Panel)

CONTROL/POWER SOURCE:  
RSO-IIID

FOR USE WITH:

**General Electric  
Insulated Case Circuit Breaker**



Handheld  
Racking Tools

Remote Switch  
Operators,  
Actuators & Kits

## RSA-91 M

### SPECIFICATIONS

OPERATION: Charge/Close/Trip

WEIGHT: 24.1 lbs.

DIMENSIONS:\* 16.0" x 8.8" x 8.7"

POWER CONSUMPTION: 80 W

COMPATIBLE WITH: General Electric Power Break Circuit Breaker - Manually Operated, 800-2000 A (No Trip Unit Visible on Panel)

CONTROL/POWER SOURCE: RSO-IIID

FOR USE WITH:

**General Electric  
Insulated Case Circuit Breaker**

\*All unit measurements are L x W x H



## RSA-91A

### SPECIFICATIONS

OPERATION: Close/Trip

WEIGHT: 15.5 lbs.

DIMENSIONS:\* 16.0" x 8.8" x 7.5"

POWER CONSUMPTION: 30 W

COMPATIBLE WITH: General Electric Power Break Circuit Breaker - Manual, Electric, 2500-4000 A (Trip Unit Below)

CONTROL/POWER SOURCE:  
Specify Usage

FOR USE WITH:

**General Electric  
Insulated Case Circuit Breaker**



## RSA-91A E

### SPECIFICATIONS

OPERATION: Charge/Close/Trip

WEIGHT: 23.0 lbs.

DIMENSIONS:\* 18.9" x 9.8" x 10.4"

POWER CONSUMPTION: 80 W

COMPATIBLE WITH: General Electric Power Break Circuit Breaker - Electrically Operated, 2500-4000 A (Trip Unit below)

CONTROL/POWER SOURCE: RSO-IIID

FOR USE WITH:

**General Electric  
Insulated Case Circuit Breaker**



## RSA-91A M

### SPECIFICATIONS

OPERATION: Charge/Close/Trip

WEIGHT: 25.0 lbs.

DIMENSIONS:\* 18.9" x 9.8" x 9.6"

POWER CONSUMPTION: 80 W

COMPATIBLE WITH: General Electric Power Break Circuit Breaker - Manually Operated, 2500-4000 A (Trip Unit below)

CONTROL/POWER SOURCE: RSO-IIID

FOR USE WITH:

**General Electric  
Insulated Case Circuit Breaker**



Rotary Remote  
Racking Tools

Extractor Remote  
Racking Tools

## RSA-91B M

### SPECIFICATIONS

OPERATION: Charge/Close/Trip

WEIGHT: 23.8 lbs.

DIMENSIONS:\* 8.8" x 8.8" x 16.0"

POWER CONSUMPTION: 50 W

COMPATIBLE WITH: General Electric Power Break Circuit Breaker - Manually Operated, 800-2000 A (Trip Unit on right)

CONTROL/POWER SOURCE: RSO-IIID

FOR USE WITH:

**General Electric  
Insulated Case Circuit Breaker**



Single-Use Remote  
Racking Tools

## RSA-91C E

### SPECIFICATIONS

OPERATION: Charge/Close/Trip

WEIGHT: 21.4 lbs.

DIMENSIONS:\* 18.9" x 8.8" x 10.4"

POWER CONSUMPTION: 65 W

COMPATIBLE WITH: General Electric Power Break Circuit Breaker - Electrically Operated, 2500-4000 A (Trip Unit above & below)

CONTROL/POWER SOURCE: RSO-IIID

FOR USE WITH:

**General Electric  
Insulated Case Circuit Breaker**



Handheld  
Racking Tools

Remote Switch  
Operators,  
Actuators & Kits

## RSA-91C M

### SPECIFICATIONS

OPERATION: Charge/Close/Trip

WEIGHT: 21.0 lbs.

DIMENSIONS: \* 22.1" x 9.8" x 9.6"

POWER CONSUMPTION: 80 W

COMPATIBLE WITH: General Electric Power Break Circuit Breaker - Manually Operated, 2500-4000 A (Trip Unit above & below)

CONTROL/POWER SOURCE: RSO-IIID

FOR USE WITH:

**General Electric  
Insulated Case Circuit Breaker**

\*All unit measurements are L x W x H



## RSA-95

### SPECIFICATIONS

OPERATION: Charge/Close/Trip

WEIGHT: 27.7 lbs.

DIMENSIONS: \* 16.9" x 12.7" x 9.6"

POWER CONSUMPTION: 115 W

COMPATIBLE WITH: Westinghouse DB-50, 200-1600 A (Three Position, Rectangular Trip Button above Charging Handle)

CONTROL/POWER SOURCE: RSO-IIID

FOR USE WITH:

**Westinghouse  
Air Circuit Breaker**



## RSA-95A

### SPECIFICATIONS

OPERATION: Close/Trip

WEIGHT: 14.2 lbs.

DIMENSIONS: \* 11.9" x 11.8" x 7.8"

POWER CONSUMPTION: 100 W

COMPATIBLE WITH: Westinghouse DB-50, 200-1600 A (Single Position, No Trip Button)

CONTROL/POWER SOURCE: RSO-IIID

FOR USE WITH:

**Westinghouse  
Air Circuit Breaker**





## RSA-96

### SPECIFICATIONS

OPERATION: Charge/Close/Trip

WEIGHT: 23.8 lbs.

DIMENSIONS:\* 20.8 x 17.0 x 7.7"

POWER CONSUMPTION: 80 W

COMPATIBLE WITH: Emax Low-Voltage Power Circuit Breakers, 800-6000 A, All Sizes (E1, E2, E3, E4, E5, E6) & Tmax Molded Case Circuit Breakers (MCCBs), 1600-3000 A (T8 only)

CONTROL/POWER SOURCE: RSO-IIID

FOR USE WITH:

**ABB/Sace  
Insulated Case Circuit Breaker**



Rotary Remote  
Racking Tools

Extractor Remote  
Racking Tools

## RSA-97

### SPECIFICATIONS

OPERATION: Charge/Close/Trip

WEIGHT: 7.2 lbs.

DIMENSIONS:\* 7.7" x 5.9" x 4.4"

POWER CONSUMPTION: 30 W

COMPATIBLE WITH: Square D Model 4 Motor Control Center (MCC) Bucket - Size 1-4

CONTROL/POWER SOURCE:  
RSO-I AR

FOR USE WITH:

**Square D  
Motor Control Center**



Single-Use Remote  
Racking Tools

## RSA-97A

### SPECIFICATIONS

OPERATION: Close/Trip

WEIGHT: 14.8 lbs.

DIMENSIONS:\* 11.6" x 7.8" x 5.4"

POWER CONSUMPTION: 50 W

COMPATIBLE WITH: Square D Model 4 Motor Control Center (MCC) Bucket - Size 5

CONTROL/POWER SOURCE:  
RSO-I AR

FOR USE WITH:

**Square D  
Motor Control Center**



Handheld  
Racking Tools

Remote Switch  
Operators,  
Actuators & Kits

## RSA-99

### SPECIFICATIONS

OPERATION: Close/Trip

WEIGHT: 14.8 lbs.

DIMENSIONS: \* 11.6" x 7.8" x 5.4"

POWER CONSUMPTION: 30 W

COMPATIBLE WITH: Clark/Sylvania  
6200 Motor Control Center (MCC)  
Bucket

CONTROL/POWER SOURCE:  
RSO-I AR

FOR USE WITH:

**Clark/Sylvania  
Motor Control Center**

\*All unit measurements are L x W x H



## RSA-100B

### SPECIFICATIONS

OPERATION: Charge/Close/Trip

WEIGHT: 33.1 lbs.

DIMENSIONS: \* 29.0" x 16.9" x 12.4"

POWER CONSUMPTION: 250 W

COMPATIBLE WITH: Bolt-Loc - BP Series  
800-2000 A (with Paddle Trip Above  
Close Handle)

CONTROL/POWER SOURCE: RSO-IIID

FOR USE WITH:

**Square D/GTE/Sylvania  
Bolted Pressure Switch**



## RSA-102

### SPECIFICATIONS

OPERATION: Close/Trip

WEIGHT: 18 lbs.

DIMENSIONS: \* 18" x 15" x 10"

POWER CONSUMPTION: 50 W

COMPATIBLE WITH: FPE - Switchmatic  
Disconnect Switch QMQB Series 400A  
(Black Plastic Handle operator with Red  
Sticker)

CONTROL/POWER SOURCE: RSO-I AR

FOR USE WITH:

**Federal Pacific  
Panelboard Switch**



## RSA-103

### SPECIFICATIONS

OPERATION: Close/Trip

WEIGHT: 17.0 lbs.

DIMENSIONS:\* 8.6" x 17.8" x 8.3"

POWER CONSUMPTION: 50 W

COMPATIBLE WITH: Clark/Sylvania/Zinsco/FPE QSF Series Panelboard Switch (100-600 A, Single, Approximately 90° of Travel)

CONTROL/POWER SOURCE: RSO-I AR

FOR USE WITH:

**Clark/Sylvania/Zinsco/FPE  
Panelboard Switch**



Rotary Remote  
Racking Tools

Extractor Remote  
Racking Tools

## RSA-103A

### SPECIFICATIONS

OPERATION: Close/Trip

WEIGHT: 7.2 lbs.

DIMENSIONS:\* 20.8 x 17.0 x 7.7"

POWER CONSUMPTION: 30 W

COMPATIBLE WITH: Clark/Sylvania/Zinsco/FPE QSF Series Panelboard Switch (30-100 A, Twin, Approximately 30° of Travel); Clark/Sylvania/Zinsco/FPE 5310, 5320, 5325 Motor Control Center (MCC) Bucket (Size 1-4, Approximately 30° of Travel)

CONTROL/POWER SOURCE: RSO-I AR

FOR USE WITH:

**Clark/Sylvania/Zinsco/FPE  
Panelboard Switch**



Single-Use Remote  
Racking Tools

## RSA-104

### SPECIFICATIONS

OPERATION: Charge/Close/Trip

WEIGHT: 17.8 lbs.

DIMENSIONS:\* 18.2" x 7.9" x 11.2"

POWER CONSUMPTION: 100 W

COMPATIBLE WITH: Westinghouse DA-50

CONTROL/POWER SOURCE: RSO-IIID

FOR USE WITH:

**Westinghouse  
Air Circuit Breaker**



Handheld  
Racking Tools

Remote Switch  
Operators,  
Actuators & Kits

## RSA-105

### SPECIFICATIONS

OPERATION: Charge/Close/Trip

WEIGHT: 37.5 lbs.

DIMENSIONS: \* 19.8" x 15.2" x 15.4"

POWER CONSUMPTION: 165 W

COMPATIBLE WITH: LA, LAF 1600-2000 Amp (Yellow Zinc or Gray Plastic Face, Manual Operated, includes LA, LAF-1600, 1600 A, 1600 AF, 1600B, 2000, 2000 A)

CONTROL/POWER SOURCE: RSO-IIID

FOR USE WITH:

**Allis-Chalmers/Siemens-Allis/Siemens  
Air Circuit Breaker**

\*All unit measurements are L x W x H



## RSA-105A

### SPECIFICATIONS

OPERATION: Charge

WEIGHT: 30.8 lbs.

DIMENSIONS: \* 20.4" x 13.4" x 10.1"

POWER CONSUMPTION: 100 W

COMPATIBLE WITH: LA, LAF 3000-4000 Amp (Yellow Zinc Face, Manual Operated, includes LA, LAF-3000, 3000 A, 3200, 3200 A, 4000, 4000 A, 4000B, 4000F) Charge Assembly

CONTROL/POWER SOURCE: RSO-IIID

FOR USE WITH:

**Allis-Chalmers/Siemens-Allis/Siemens  
Air Circuit Breaker**  
(Charge Assembly)



## RSA-105A

### SPECIFICATIONS

OPERATION: Close/Trip

WEIGHT: 14.5 lbs.

DIMENSIONS: \* 23.0" x 7.3" x 6.5"

POWER CONSUMPTION: 65 W

COMPATIBLE WITH: LA, LAF 3000-4000 Amp (Yellow Zinc Face, Manual Operated, includes LA, LAF-3000, 3000 A, 3200, 3200 A, 4000, 4000 A, 4000B, 4000F) Close/Trip Assembly

CONTROL/POWER SOURCE: RSO-IIID

FOR USE WITH:

**Allis-Chalmers/Siemens-Allis/Siemens  
Air Circuit Breaker**  
(Close/Trip Assembly)





## RSA-105B

FOR USE WITH:

**Allis-Chalmers/Siemens-Allis/Siemens  
Air Circuit Breaker**

### SPECIFICATIONS

OPERATION: Charge/Close/Trip

WEIGHT: 36.6 lbs.

DIMENSIONS: \* 19.1" x 14.4" x 12.1"

POWER CONSUMPTION: 165 W

COMPATIBLE WITH: LA, LAF 600-800 Amp (Yellow Zinc or Gray Plastic Face, Manual Operated, includes LA, LAF-600, 600 A, 600 AF, 600B, 600F, 800, 800 A, 800B)

CONTROL/POWER SOURCE: RSO-IIID



Rotary Remote  
Racking Tools

Extractor Remote  
Racking Tools

## RSA-105C

FOR USE WITH:

**Allis-Chalmers/Siemens-Allis/Siemens  
Air Circuit Breaker**

### SPECIFICATIONS

OPERATION: Close/Trip

WEIGHT: 14.5 lbs.

DIMENSIONS: \* 23.0" x 7.3" x 6.5"

POWER CONSUMPTION: 65 W

COMPATIBLE WITH: LA, LAF 3000-4000 Amp (Yellow Zinc Face, Manual or Electric Operated, includes LA, LAF-3000 A, 3200, 3200 A, 4000 A, 4000B, 4000F)

CONTROL/POWER SOURCE: RSO-IIID



Single-Use Remote  
Racking Tools

## RSA-105F

FOR USE WITH:

**Allis-Chalmers/Siemens-Allis/Siemens  
Air Circuit Breaker**



### SPECIFICATIONS

OPERATION: Close/Trip

WEIGHT: 36.7 lbs.

DIMENSIONS: \* 19.1" x 14.4" x 12.1"

POWER CONSUMPTION: 65 W

COMPATIBLE WITH: LA, LAF 600-800 Amp (Yellow Zinc Face, Manual Operated, includes LA, LAF-600, 600 A, 600 AF, 600B, 600F, 800, 800 A, 800B)

CONTROL/POWER SOURCE: RSO-IIID



Handheld  
Racking Tools

Remote Switch  
Operators,  
Actuators & Kits

## RSA-107

### SPECIFICATIONS

OPERATION: Close/Trip  
WEIGHT: 16.3 lbs.  
DIMENSIONS: \* 29.9" x 4.1" x 8.7"  
POWER CONSUMPTION: 50 W  
COMPATIBLE WITH: Elliot Type 230  
CONTROL/POWER SOURCE: RSO-I AR



FOR USE WITH:

**Elliot**  
**Motor Control Center**

\*All unit measurements are L x W x H



## RSA-111E

### SPECIFICATIONS

OPERATION: Close/Trip  
WEIGHT: 10.3 lbs.  
DIMENSIONS: \* 11.9" x 9.3" x 5.5"  
POWER CONSUMPTION: 30 W  
COMPATIBLE WITH: ABB Molded Case Circuit Breaker (MCCB) - N Frame, 1200 A Frame Size (includes NSB, NHB)  
CONTROL/POWER SOURCE: RSO-I AR



FOR USE WITH:

**ABB**  
**Molded Case Circuit Breaker**

## RSA-111F

### SPECIFICATIONS

OPERATION: Close/Trip  
WEIGHT: 8.6 lbs.  
DIMENSIONS: \* 15.5" x 11.5" x 7.5"  
POWER CONSUMPTION: 50 W  
COMPATIBLE WITH: ABB Molded Case Circuit Breaker (MCCB) - P Frame, 1600, 2000, 2500 A Frame Size (includes PSB)  
CONTROL/POWER SOURCE: RSO-I AR



FOR USE WITH:

**ABB**  
**Molded Case Circuit Breaker**

## RSA-112

FOR USE WITH:

**FPE**  
**Air Circuit Breaker**

### SPECIFICATIONS

OPERATION: Charge/Close/Trip

WEIGHT: 32.1 lbs.

DIMENSIONS: \* 18.6" x 12.3" x 10.9"

POWER CONSUMPTION: 100 W

COMPATIBLE WITH: FPE Type H-2, HL-2, Manually Operated, 600-6000 A (includes 25, 35, 50, 65, 75, 100 H, HL-2) & Type H-3, HL-3, Manually Operated 600-4000 A (includes 30, 42, 50, 65, 75, 100 H, HL-3)

CONTROL/POWER SOURCE: RSO-IIID



Rotary Remote  
Racking Tools

Extractor Remote  
Racking Tools

## RSA-112A

FOR USE WITH:

**FPE**  
**Air Switch**

### SPECIFICATIONS

OPERATION: Charge/Close/Trip

WEIGHT: 33 lbs.

DIMENSIONS: \* 23.6" x 15.8" x 10.3"

POWER CONSUMPTION: 100 W

COMPATIBLE WITH: FPE 20, 16PL

CONTROL/POWER SOURCE: RSO-IIID



Single-Use Remote  
Racking Tools

## RSA-112B

FOR USE WITH:

**FPE**  
**Air Circuit Breaker**

### SPECIFICATIONS

OPERATION: Close/Trip

WEIGHT: 12.2 lbs.

DIMENSIONS: \* 12.2" x 12.6" x 6.3"

POWER CONSUMPTION: 30 W

COMPATIBLE WITH: FPE Type H-2, HL-2, Electrically Operated, 600-6000 A (includes 25, 35, 50, 65, 75, 100 H, HL-2) & Type H-3, HL-3, Electrically Operated 600-4000 A (includes 30, 42, 50, 65, 75, 100 H, HL-3)

CONTROL/POWER SOURCE: RSO-I AR



Handheld  
Racking Tools

Remote Switch  
Operators,  
Actuators & Kits

## RSA-113

FOR USE WITH:

**Cutler-Hammer/Westinghouse  
Molded Case Circuit Breaker**

\*All unit measurements are L x W x H

### SPECIFICATIONS

OPERATION: Close/Trip

WEIGHT: 15.8 lbs.

DIMENSIONS: \* 18.6" x 6.8" x 5.6"

POWER CONSUMPTION: 100 W

COMPATIBLE WITH: Cutler-Hammer/Westinghouse Series C Molded Case Circuit Breaker (MCCB) - N Frame (includes ND, CND, HND, CHND, CNDC, NDC, HNDC, NDU; Except NS), 400-1200 A, White Molded Case, Flush Mounted, with Handle Extension

CONTROL/POWER SOURCE: RSO-I AR



## RSA-113A

FOR USE WITH:

**Cutler-Hammer/Westinghouse  
Molded Case Circuit Breaker**

### SPECIFICATIONS

OPERATION: Close/Trip

WEIGHT: 10.5 lbs.

DIMENSIONS: \* 12.3" x 6.1" x 4.6"

POWER CONSUMPTION: 50 W

COMPATIBLE WITH: Cutler-Hammer/Westinghouse Series C Molded Case Circuit Breaker (MCCB) - K Frame (includes KD, KDB, CKD, HKD, HKDB, CHKD, KDC; Except KS), 70-400 A, White Molded Case, Flush Mounted

CONTROL/POWER SOURCE: RSO-I AR



## RSA-113B

FOR USE WITH:

**Cutler-Hammer/Westinghouse  
Molded Case Circuit Breaker**

### SPECIFICATIONS

OPERATION: Close/Trip

WEIGHT: 7.5 lbs.

DIMENSIONS: \* 9.0" x 4.6" x 5.6"

POWER CONSUMPTION: 30 W

COMPATIBLE WITH: Cutler-Hammer/Westinghouse Series C Molded Case Circuit Breaker (MCCB) - F Frame (includes FD, HFD, FDC, FDB, FDE, HFDE, FDCE; Except FS), 10-225A, White Molded Case, Flush Mounted

CONTROL/POWER SOURCE: RSO-I AR





## RSA-113D

FOR USE WITH:

**Cutler-Hammer/Westinghouse  
Molded Case Circuit Breaker**

### SPECIFICATIONS

OPERATION: Close/Trip

WEIGHT: 7.5 lbs.

DIMENSIONS:\* 8.0" x 5.7" x 5.6"

POWER CONSUMPTION: 30 W

COMPATIBLE WITH: Cutler-Hammer/  
Westinghouse Series C Molded Case Circuit  
Breaker (MCCB) - J Frame (includes JD,  
JDB, HJD, JDC; Except JS), 70-250 A,  
White Molded Case, Flush Mounted

CONTROL/POWER SOURCE: RSO-I AR



Rotary Remote  
Racking Tools

Extractor Remote  
Racking Tools

## RSA-113E

FOR USE WITH:

**Cutler-Hammer/Westinghouse  
Molded Case Circuit Breaker**

### SPECIFICATIONS

OPERATION: Close/Trip

WEIGHT: 12.4 lbs.

DIMENSIONS:\* 19.6" x 6.1" x 5.4"

POWER CONSUMPTION: 50 W

COMPATIBLE WITH: Cutler-Hammer/Westinghouse Series C  
MCCB - M & L Frames (Includes MDL, CMDL, HMDL, CHMDL,  
HMDLB, LD, LDB, CLD, HLD, CHLD, LDC, CLDC; Except LS &  
MS), 125-600 A for L Frame and 300-800 A for M Frame. White  
Molded Case, Flush Mounted, Without Handle Extension

CONTROL/POWER SOURCE: RSO-I AR



Single-Use Remote  
Racking Tools

## RSA-113G

FOR USE WITH:

**Cutler-Hammer/Westinghouse  
Molded Case Circuit Breaker**

### SPECIFICATIONS

OPERATION: Close/Trip

WEIGHT: 24.7 lbs.

DIMENSIONS:\* 21.3" x 15.8" x 8.0"

POWER CONSUMPTION: 100 W

COMPATIBLE WITH: Cutler-Hammer/  
Westinghouse Series C Molded Case Circuit  
Breaker (MCCB) - R Frame (includes RD, CRD,  
RDC, CRDC), 800-2500 A, White Molded  
Case, Flush Mounted, with Handle Extension

CONTROL/POWER SOURCE: RSO-I AR



Handheld  
Racking Tools

Remote Switch  
Operators,  
Actuators & Kits

## RSA-113I

FOR USE WITH:

**Cutler-Hammer/Westinghouse Molded Case Circuit Breaker**

\*All unit measurements are L x W x H



### SPECIFICATIONS

OPERATION: Close/Trip

WEIGHT: 16.2 lbs.

DIMENSIONS:\* 15.8" x 6.6" x 5.6"

POWER CONSUMPTION: 100 W

COMPATIBLE WITH: Cutler-Hammer/Westinghouse Series C Molded Case Circuit Breaker (MCCB) - L Frame (includes LD, LDB, CLD, HLD, CHLD, LDC, CLDC; Except LS), 125-600 A, White Molded Case, Recessed Mounted, without Handle Extension

CONTROL/POWER SOURCE: RSO-I AR



## RSA-113J

FOR USE WITH:

**Cutler-Hammer/Westinghouse Molded Case Circuit Breaker**

### SPECIFICATIONS

OPERATION: Close/Trip

WEIGHT: 13.0 lbs.

DIMENSIONS:\* 23.9" x 13.5" x 6.6"

POWER CONSUMPTION: 50 W

COMPATIBLE WITH: Cutler-Hammer/Westinghouse Series C Molded Case Circuit Breaker (MCCB) - R Frame (includes RD, CRD, RDC, CRDC), 800-2500 A, White Molded Case, Standalone Mounted, with Handle Extension (Requires additional hardware kit installed on breaker to operate device)

CONTROL/POWER SOURCE: RSO-I AR



## RSA-114

FOR USE WITH:

**ABB/BBC/ITE Air Circuit Breaker**

### SPECIFICATIONS

OPERATION: Charge/Close/Trip

WEIGHT: 22.0 lbs.

DIMENSIONS:\* 7.1" x 9.4" x 13.5"

POWER CONSUMPTION: 65 W

COMPATIBLE WITH: ABB/BBC/ITE LK (includes LK, LKD, LKE-8, 16, 20, 25, 32, 40, 42)

CONTROL/POWER SOURCE: RSO-IIID



## RSA-115

### SPECIFICATIONS

OPERATION: Charge/Close/Trip

WEIGHT: 20.4 lbs.

DIMENSIONS:\* 15.6" x 11.8" x 5.8"

POWER CONSUMPTION: 100 W

COMPATIBLE WITH: ABB/BBC/ITE MB (includes MB, MBE, MBD, MBK-8, 16, 20, 25, 32, 40, 42, Door Open)

CONTROL/POWER SOURCE: RSO-IIID

FOR USE WITH:

**ABB/BBC/ITE**  
**Air Circuit Breaker**



Rotary Remote  
Racking Tools

Extractor Remote  
Racking Tools

## RSA-116

### SPECIFICATIONS

OPERATION: Close/Trip

WEIGHT: 36.5 lbs.

DIMENSIONS:\* 28.5" x 19.6" x 7.6"

POWER CONSUMPTION: 100 W

COMPATIBLE WITH: S&C Load Break Switch (with Protruding Handle Operator)

CONTROL/POWER SOURCE: RSO-I AR

FOR USE WITH:

**S&C**  
**Load Interrupter Switch**



Single-Use Remote  
Racking Tools

## RSA-116A

### SPECIFICATIONS

OPERATION: Close/Trip

WEIGHT: 23.2 lbs.

DIMENSIONS:\* 24.5" x 11.5" x 7.0"

POWER CONSUMPTION: 100 W

COMPATIBLE WITH: S&C Load Break Switch (with Recessed Handle Operator)

CONTROL/POWER SOURCE: RSO-I AR

FOR USE WITH:

**S&C**  
**Load Interrupter Switch**



Handheld  
Racking Tools

Remote Switch  
Operators,  
Actuators & Kits

## RSA-116C

### SPECIFICATIONS

OPERATION: Close/Trip

WEIGHT: 42.1 lbs.

DIMENSIONS:\* 29.5" x 12.0" x 9.1"

POWER CONSUMPTION: 200 W

COMPATIBLE WITH: S&C Load Break Switch (With Non-Standard Enclosure)

CONTROL/POWER SOURCE:  
RSO-I AR

FOR USE WITH:

**S&C**

**Load Interrupter Switch**

\*All unit measurements are L x W x H



## RSA-116D

### SPECIFICATIONS

OPERATION: Close/Trip

WEIGHT: 29.3 lbs.

DIMENSIONS:\* 26.0" x 17.2" x 6.0"

POWER CONSUMPTION: 200 W

COMPATIBLE WITH: S&C Load Break Switch (Flush Mounted)

CONTROL/POWER SOURCE:  
RSO-I AR

FOR USE WITH:

**S&C**

**Load Interrupter Switch**



## RSA-116E

### SPECIFICATIONS

OPERATION: Close/Trip

WEIGHT: 28.3 lbs.

DIMENSIONS:\* 25.4" x 14.4" x 6.0"

POWER CONSUMPTION: 200 W

COMPATIBLE WITH: S&C Load Break Switch - Flush Application with 13.5" Handle Overall

CONTROL/POWER SOURCE:  
RSO-I AR

FOR USE WITH:

**S&C**

**Load Interrupter Switch**





## RSA-117

### SPECIFICATIONS

OPERATION: Close/Trip

WEIGHT: 42.3 lbs.

DIMENSIONS:\* 34.6" x 10.7" x 10.1"

POWER CONSUMPTION: 100 W

COMPATIBLE WITH: Westinghouse  
WLI Load Interrupter Switch

CONTROL/POWER SOURCE:  
RSO-I AR

FOR USE WITH:

**Westinghouse  
Load Break Switch**



Rotary Remote  
Racking Tools

Extractor Remote  
Racking Tools

## RSA-117A

### SPECIFICATIONS

OPERATION: Close/Trip

WEIGHT: 39.6 lbs.

DIMENSIONS:\* 36.4" x 9.9" x 7.5"

POWER CONSUMPTION: 100 W

COMPATIBLE WITH: Cutler-Hammer  
MVS Load Break Switch

CONTROL/POWER SOURCE:  
RSO-I AR

FOR USE WITH:

**Cutler-Hammer  
Load Break Switch**



Single-Use Remote  
Racking Tools

## RSA-117B

### SPECIFICATIONS

OPERATION: Close/Trip

WEIGHT: 33.1 lbs.

DIMENSIONS:\* 32.6" x 13.0" x 6.6"

POWER CONSUMPTION: 100 W

COMPATIBLE WITH: Eaton Type Load  
Break Switch

CONTROL/POWER SOURCE:  
RSO-I AR

FOR USE WITH:

**Eaton  
Load Break Switch**



Handheld  
Racking Tools

Remote Switch  
Operators,  
Actuators & Kits

## RSA-117D

### SPECIFICATIONS

OPERATION: Close/Trip

WEIGHT: 44.1 lbs.

DIMENSIONS:\* 44.4" x 11.7" x 10.4"

POWER CONSUMPTION: 100 W

COMPATIBLE WITH: Westinghouse  
WLI Load Break Switch with Permanent  
Handle

CONTROL/POWER SOURCE:  
RSO-I AR

FOR USE WITH:

**Westinghouse  
Load Interrupter Switch**

\*All unit measurements are L x W x H



## RSA-119

### SPECIFICATIONS

OPERATION: Charge/Close/Trip

WEIGHT: 37.0 lbs.

DIMENSIONS:\* 5.5" x 19.5" x 19.0"

POWER CONSUMPTION: 80 W

COMPATIBLE WITH: Merlin Gerin MP -  
All (Door Closed)

CONTROL/POWER SOURCE: RSO-IIID

FOR USE WITH:

**Merlin Gerin  
Insulated Case Circuit Breaker**



## RSA-119A

### SPECIFICATIONS

OPERATION: Close/Trip

WEIGHT: 29.1 lbs.

DIMENSIONS:\* 5.5" x 19.5" x 6.5"


POWER CONSUMPTION: 30 W

COMPATIBLE WITH: Merlin Gerin MP -  
All (Door Closed)

CONTROL/POWER SOURCE:  
RSO-IIID

FOR USE WITH:

**Merlin Gerin  
Insulated Case Circuit Breaker**



## RSA-119B

### SPECIFICATIONS

OPERATION: Charge/Close/Trip

WEIGHT: 35.3 lbs.

DIMENSIONS: \* 17.9" x 16.3" x 6.3"

POWER CONSUMPTION: 80 W

COMPATIBLE WITH: Merlin Gerin MP - All (Door Open)

CONTROL/POWER SOURCE: RSO-IIID

FOR USE WITH:

**Merlin Gerin**  
**Insulated Case Circuit Breaker**



## RSA-120

### SPECIFICATIONS

OPERATION: Charge/Close/Trip

WEIGHT: 24.0 lbs.

DIMENSIONS: \* 4.8" x 19.4" x 18.8"

POWER CONSUMPTION: 30 W

COMPATIBLE WITH: Square D Masterpact NW - All (Door Closed)

CONTROL/POWER SOURCE: RSO-IIID

FOR USE WITH:

**Square D**  
**Insulated Case Circuit Breaker**



## RSA-120B

### SPECIFICATIONS

OPERATION: Charge/Close/Trip

WEIGHT: 36.5 lbs.

DIMENSIONS: \* 17.9" x 16.3" x 19.0"

POWER CONSUMPTION: 80 W

COMPATIBLE WITH: Square D Masterpact NW - All (Door Open)

CONTROL/POWER SOURCE: RSO-IIID

FOR USE WITH:

**Square D**  
**Insulated Case Circuit Breaker**



Rotary Remote  
Racking Tools

Extractor Remote  
Racking Tools

Single-Use Remote  
Racking Tools

Handheld  
Racking Tools

Remote Switch  
Operators,  
Actuators & Kits

## RSA-123

### SPECIFICATIONS

OPERATION: Close/Trip

WEIGHT: 15.7 lbs.

DIMENSIONS:\* 13.8" x 5.8" x 12.1"

POWER CONSUMPTION: 50 W

COMPATIBLE WITH: Square D Type QMBW - QMB224W, 324W, 264W, 364W; QMJ365 (9" Single Switch)

CONTROL/POWER SOURCE: RSO-I AR

FOR USE WITH:

**Square D  
Panelboard Switch**



\*All unit measurements are L x W x H

## RSA-123A

### SPECIFICATIONS

OPERATION: Close/Trip

WEIGHT: 12.7 lbs.

DIMENSIONS:\* 6.3" x 8.1" x 9.0"

POWER CONSUMPTION: 30 W

COMPATIBLE WITH: Square D Type QMBW - QMB221TW, 222TW, 223TW, 321TW, 322TW, 323TW, 261TW, 262TW, 263TW, 361TW, 362TW, 363TW; QMJ361T, 362T, 363T, 364T (4.5", 6", 7.5" Twin Switch)

CONTROL/POWER SOURCE: RSO-I AR

FOR USE WITH:

**Square D  
Panelboard Switch**



## RSA-123C

### SPECIFICATIONS

OPERATION: Close/Trip

WEIGHT: 15.0 lbs.

DIMENSIONS:\* 16.3" x 6.6" x 5.2"


POWER CONSUMPTION: 50 W

COMPATIBLE WITH: Square D Type QMBW - QMB225W, 325W, 326W, 365W, 366W, 367W, 368W; QMJ366 (15" Single Switch)

CONTROL/POWER SOURCE: RSO-I AR

FOR USE WITH:

**Square D  
Panelboard Switch**





## RSA-124

### SPECIFICATIONS

OPERATION: Close/Trip

WEIGHT: 11.7 lbs.

DIMENSIONS:\* 19.1" x 4.9" x 4.4"

POWER CONSUMPTION: 30 W

COMPATIBLE WITH: Terasaki  
S400-PE

CONTROL/POWER SOURCE:  
RSO-I AR

FOR USE WITH:

**Terasaki**  
**Molded Case Circuit Breaker**



Rotary Remote  
Racking Tools

Extractor Remote  
Racking Tools

## RSA-126

### SPECIFICATIONS

OPERATION: Trip

WEIGHT: 9.4 lbs.

DIMENSIONS:\* 8.4" x 8.5" x 7.6"

POWER CONSUMPTION: 30 W

COMPATIBLE WITH: Federal Pacific  
DST-II

CONTROL/POWER SOURCE:  
RSO-I AR

FOR USE WITH:

**FPE**  
**Air Circuit Breaker**



Single-Use Remote  
Racking Tools

## RSA-127

### SPECIFICATIONS

OPERATION: Close/Trip

WEIGHT: 8.2 lbs.

DIMENSIONS:\* 7.6" x 6.1" x 7.2"

POWER CONSUMPTION: 30 W

COMPATIBLE WITH: General Electric  
Type QMR, THFP 240, 600 V 30, 60,  
100 A Twin (Gray Metal Handle, includes  
QMR, THFP221, 222, 223, 321, 322, 323,  
261, 262, 263, 361, 362, 363)

CONTROL/POWER SOURCE: RSO-I AR

FOR USE WITH:

**General Electric**  
**Panelboard Switch**



Handheld  
Racking Tools

Remote Switch  
Operators,  
Actuators & Kits

## RSA-127B

### SPECIFICATIONS

OPERATION: Close/Trip

WEIGHT: 19.6 lbs.

DIMENSIONS:\* 18.3" x 9.1" x 9.8"

POWER CONSUMPTION: 50 W

COMPATIBLE WITH: General Electric Type QMR, THFP 240, 600 V 400, 600 A (Gray Metal Handle, includes QMR, THFP225, 226, 325, 326, 365, 366)

CONTROL/POWER SOURCE: RSO-I AR

FOR USE WITH:

**General Electric  
Panelboard Switch**

\*All unit measurements are L x W x H



## RSA-127C

### SPECIFICATIONS

OPERATION: Close/Trip

WEIGHT: 27.2 lbs.

DIMENSIONS:\* 20.3" x 14.5" x 10.8"

POWER CONSUMPTION: 100 W

COMPATIBLE WITH: General Electric Type QMR, THFP 240, 600 V 800, 1200 A (Black Plastic Handle, includes QMR, THFP367, 368)

CONTROL/POWER SOURCE: RSO-I AR

FOR USE WITH:

**General Electric  
Panelboard Switch**



## RSA-134

### SPECIFICATIONS

OPERATION: Close/Trip

WEIGHT: 4.6 lbs.

DIMENSIONS:\* 7.0" x 5.8" x 4.2"

POWER CONSUMPTION: 30 W

COMPATIBLE WITH: Square D Type QMB Safelex Panelboard Switch - 6.0"; Twin; 30 A & 60 A; Series 2 or 4 (includes QMB3203T, QMB3206T, QMB3603T, QMB3606T) & 7.5"; Twin; 60 A & 100 A; Series 2 or 4 (includes QMB3206T, QMB3210T, QMB3606T, QMB3610T)

CONTROL/POWER SOURCE: RSO-I AR

FOR USE WITH:

**Square D  
Panelboard Switch**



## RSA-134B

FOR USE WITH:  
**Square D  
Panelboard Switch**

### SPECIFICATIONS

OPERATION: Close/Trip

WEIGHT: 17.3 lbs.

DIMENSIONS:\* 10.6" x 17.5" x 8.6"

POWER CONSUMPTION: 50 W

COMPATIBLE WITH: Square D Type QMB Safelex Panelboard Switch - 12.0", 15.0", & 18.0"; Single; 400 A & 600 A, Series 1 or 4 (includes QMB3240, QMB3240M, QMB3260, QMB3260M, QMB3640, QMB3640M, QMB3660, QMB3660M)

CONTROL/POWER SOURCE: RSO-I AR



Rotary Remote  
Racking Tools

Extractor Remote  
Racking Tools

## RSA-134H

FOR USE WITH:  
**Square D  
Panelboard Switch**



### SPECIFICATIONS

OPERATION: Close/Trip

WEIGHT: 24 lbs.

DIMENSIONS:\* 9.8" x 9.1" x 16.6"

POWER CONSUMPTION: 100 W

COMPATIBLE WITH: Square D Type QMB Safelex Panelboard Switch - 2000 A

CONTROL/POWER SOURCE: RSO-I AR



Single-Use Remote  
Racking Tools

## RSA-135

FOR USE WITH:  
**Eaton/Cutler-Hammer/Pringle  
Bolted Pressure Switch**

### SPECIFICATIONS

OPERATION: Close/Trip

WEIGHT: 39.2 lbs.

DIMENSIONS:\* 20.6" x 20.8" x 12.2"

POWER CONSUMPTION: 250 W

COMPATIBLE WITH: Eaton/Cutler-Hammer/Pringle: Pringle Switch - QA-CBC: 2500 A & below (includes 800, 1200, 1600, 2000, & 2500 A); Current Vintage; Straight Handle (Black or Bare Aluminum) Only, with Shunt Trip, 90° of Handle Travel, 28-32" Min. Cubicle Width

CONTROL/POWER SOURCE: RSO-IIID



Handheld  
Racking Tools

Remote Switch  
Operators,  
Actuators & Kits

## RSA-135A

FOR USE WITH:

**Eaton/Cutler-Hammer/Pringle  
Bolted Pressure Switch**

\*All unit measurements are L x W x H

### SPECIFICATIONS

OPERATION: Close/Trip

WEIGHT: 36.0 lbs.

DIMENSIONS: \* 11.0" x 29.0" x 20.0"

POWER CONSUMPTION: 250 W

COMPATIBLE WITH: Eaton/Cutler-Hammer/Pringle: Pringle Switch - QA-CBC: above 2500 A (includes 3000 & 4000 A); Current Vintage; Straight Handle (Black or Bare Aluminum) Only, with Shunt Trip, 90° of Handle Travel, 44" Min. Cubicle Width

CONTROL/POWER SOURCE: RSO-IIID



## RSA-135D

FOR USE WITH:

**Eaton/Cutler-Hammer/Pringle  
Bolted Pressure Switch**



### SPECIFICATIONS

OPERATION: Close/Trip

WEIGHT: 37.3 lbs.

DIMENSIONS: \* 20.8" x 21.8" x 11.4"

POWER CONSUMPTION: 200 W

COMPATIBLE WITH: Eaton/Cutler-Hammer/Pringle: Pringle Switch - QA: 800 A Only; Current Vintage; Straight Handle (Black or Bare Aluminum) Only, without Shunt Trip, 90° of Handle Travel, 24" Min. Cubicle Width

CONTROL/POWER SOURCE: RSO-I AR



## RSA-135E

FOR USE WITH:

**Eaton/Cutler-Hammer/Pringle  
Bolted Pressure Switch**

### SPECIFICATIONS

OPERATION: Close/Trip


WEIGHT: 36.7 lbs.

DIMENSIONS: \* 20.0" x 24.2" x 11.4"

POWER CONSUMPTION: 200 W

COMPATIBLE WITH: Eaton/Cutler-Hammer/Pringle: Pringle Switch - QA: 1200-2500 A (includes 1200, 1600, 2000, 2500 A); Current Vintage; Straight Handle (Black or Bare Aluminum) Only, without Shunt Trip, 115° of Handle Travel, 28-32" Min. Cubicle Width

CONTROL/POWER SOURCE: RSO-I AR





## RSA-135F

FOR USE WITH:

**Eaton/Cutler-Hammer/Pringle  
Bolted Pressure Switch**

### SPECIFICATIONS

OPERATION: Close/Trip


WEIGHT: 35.9 lbs.

DIMENSIONS:\* 20.0" x 24.8" x 10.9"

POWER CONSUMPTION: 200 W

COMPATIBLE WITH: Eaton/Cutler-Hammer/Pringle: Pringle Switch - QA: above 2500 A (includes 3000 & 4000 A); Current Vintage; Straight Handle (Black or Bare Aluminum) Only, without Shunt Trip, 115° of Handle Travel, 44" Min. Cubicle Width

CONTROL/POWER SOURCE: RSO-I AR



Rotary Remote  
Racking Tools

Extractor Remote  
Racking Tools

## RSA-135G

FOR USE WITH:

**Eaton/Cutler-Hammer/Pringle  
Bolted Pressure Switch**

### SPECIFICATIONS

OPERATION: Close/Trip

WEIGHT: 36.8 lbs.

DIMENSIONS:\* 26.0" x 20.3" x 11.2"

POWER CONSUMPTION: 200 W

COMPATIBLE WITH: Eaton/Cutler-Hammer/Pringle: Pringle Switch - QA: 800 A Only; Legacy Vintage ; Straight Cast Aluminum (Black or Bare Aluminum) Only, without Shunt Trip, 90° of Handle Travel, 24" Min. Cubicle Width

CONTROL/POWER SOURCE: RSO-I AR



Single-Use Remote  
Racking Tools

## RSA-135H

FOR USE WITH:

**Eaton/Cutler-Hammer/Pringle  
Bolted Pressure Switch**



### SPECIFICATIONS

OPERATION: Close/Trip


WEIGHT: 35.4 lbs.

DIMENSIONS:\* 20.0" x 22.8" x 10.9"

POWER CONSUMPTION: 200 W

COMPATIBLE WITH: Eaton/Cutler-Hammer/Pringle: Pringle Switch - QA: 1200-2500 A (includes 1200, 1600, 2000, 2500 A); Legacy Vintage ; Straight Cast Aluminum (Black or Bare Aluminum) Only, without Shunt Trip, 115° of Handle Travel, 28-32" Min. Cubicle Width

CONTROL/POWER SOURCE: RSO-I AR



Handheld  
Racking Tools

Remote Switch  
Operators,  
Actuators & Kits

## RSA-135I

FOR USE WITH:

**Eaton/Cutler-Hammer/Pringle  
Bolted Pressure Switch**

\*All unit measurements are L x W x H



### SPECIFICATIONS

OPERATION: Close/Trip

WEIGHT: 35.3 lbs.

DIMENSIONS: \* 20.0" x 24.8" x 10.9"

POWER CONSUMPTION: 200 W

COMPATIBLE WITH: Eaton/Cutler-Hammer/Pringle:  
Pringle Switch - QA: above 2500 A (includes 3000  
& 4000 A); Legacy Vintage; Straight Cast Aluminum  
(Black or Bare Aluminum) Only, without Shunt Trip,  
115° of Handle Travel, 44" Min. Cubicle Width

CONTROL/POWER SOURCE: RSO-I AR



## RSA-136

FOR USE WITH:

**ITE/Siemens  
Molded Case Circuit Breaker**



### SPECIFICATIONS

OPERATION: Close/Trip

WEIGHT: 19.5 lbs.

DIMENSIONS: \* 16.1" x 9.4" x 6.4"

POWER CONSUMPTION: 50 W

COMPATIBLE WITH: ITE/Siemens  
Sentron Series - JD, HJD, HHJD, CJD,  
JXD, HJXD, HHJXD, CJXD (200-400  
A), LD, HLD, HHL, CLD, LXD, HLXD,  
HHLXD, CLXD (250-600 A)

CONTROL/POWER SOURCE: RSO-I AR



## RSA-136A

FOR USE WITH:

**ITE/Siemens  
Molded Case Circuit Breaker**



### SPECIFICATIONS

OPERATION: Close/Trip

WEIGHT: 7.4 lbs.

DIMENSIONS: \* 8.0" x 5.7" x 5.4"

POWER CONSUMPTION: 30 W

COMPATIBLE WITH: ITE/Siemens  
Sentron Series - ED, HED, CED (15-125A)

CONTROL/POWER SOURCE: RSO-I AR



## RSA-136B

FOR USE WITH:  
**ITE/Siemens  
Molded Case Circuit Breaker**

### SPECIFICATIONS

OPERATION: Close/Trip

WEIGHT: 17.0 lbs.

DIMENSIONS: \* 17.5" x 7.9" x 6.5"

POWER CONSUMPTION: 100 W

COMPATIBLE WITH: ITE/Siemens Sentron Series - LMD, HLMD, LMXD, HLMXD, MD, HMD, CMD, MXD, HMXD, CMXD (500-800 A), ND, HND, CND, NXD, HNXD, CNXD (800-1200 A), PD, HPD, CPD, PXD, HPXD, CPXD (1200-1600 A), RD, HRD, RXD, HRXD (1600-2000 A)

CONTROL/POWER SOURCE: RSO-I AR



Rotary Remote  
Racking Tools

Extractor Remote  
Racking Tools

## RSA-136C

FOR USE WITH:  
**ITE/Siemens  
Molded Case Circuit Breaker**



### SPECIFICATIONS

OPERATION: Close/Trip

WEIGHT: 10.8 lbs.

DIMENSIONS: \* 15.6" x 4.5" x 5.1"

POWER CONSUMPTION: 50 W

COMPATIBLE WITH: ITE/Siemens Sentron Series - FD, HFD, HHFD, CFD, FXD, HFXD, HHFXD, CFXD (70-250 A)

CONTROL/POWER SOURCE: RSO-I AR



Single-Use Remote  
Racking Tools

## RSA-136D

FOR USE WITH:  
**ITE/Siemens  
Molded Case Circuit Breaker**



### SPECIFICATIONS

OPERATION: Close/Trip

WEIGHT: 29.7 lbs.

DIMENSIONS: \* 20.8" x 13.6" x 8.4"

POWER CONSUMPTION: 100 W

COMPATIBLE WITH: ITE/Siemens Sentron Series - TD, HTD, HHTD, STD, SHTD, SHHTD (2000-3200 A)

CONTROL/POWER SOURCE: RSO-I AR



Handheld  
Racking Tools

Remote Switch  
Operators,  
Actuators & Kits

## RSA-136E

FOR USE WITH:

**ITE/Siemens  
Molded Case Circuit Breaker**

\*All unit measurements are L x W x H



### SPECIFICATIONS

OPERATION: Close/Trip

WEIGHT: 19.2 lbs.

DIMENSIONS:\* 17.6" x 11.8" x 5.3"

POWER CONSUMPTION: 100 W

COMPATIBLE WITH: ITE/Siemens  
Sentron Series - LMD, MD (500-800  
A), ND (800-1200 A), PD (1200-1600  
A), RD (1600-2000 A) - with Handle  
Extension

CONTROL/POWER SOURCE: RSO-I AR



## RSA-138

FOR USE WITH:

**Allis-Chalmers/Siemens-Allis  
Load Interrupter Switch**

### SPECIFICATIONS

OPERATION: Close/Trip

WEIGHT: 19.0 lbs.

DIMENSIONS:\* 20.1" x 5.3" x 11.6"

POWER CONSUMPTION: 100 W

COMPATIBLE WITH: Allis-Chalmers/  
Siemens-Allis LBS-SE

CONTROL/POWER SOURCE:  
RSO-I AR



## RSA-138A

FOR USE WITH:

**Allis-Chalmers/Siemens-Allis  
Load Interrupter Switch**

### SPECIFICATIONS

OPERATION: Close/Trip

WEIGHT: 18.6 lbs.

DIMENSIONS:\* 28.1 x 10.0 x 10.8"

POWER CONSUMPTION: 100 W

COMPATIBLE WITH: Allis-Chalmers/  
Siemens-Allis LBS-SE2, SG 3328, or QB  
(with Type SE2A Operator) 5, 15kV Metal  
Enclosed Load Interrupter Switch

CONTROL/POWER SOURCE: RSO-I AR





## RSA-138B

FOR USE WITH:

**Allis-Chalmers/Siemens-Allis  
Load Interrupter Switch**



### SPECIFICATIONS

OPERATION: Close/Trip

WEIGHT: 20.9 lbs.

DIMENSIONS:\* 26.4" x 9.2" x 9.4"

POWER CONSUMPTION: 100 W

COMPATIBLE WITH: Allis-Chalmers/  
Siemens-Allis LBS-SE4 or QB (with Type  
SE4 Operator) 5, 15kV Metal Enclosed  
Load Interrupter Switch

CONTROL/POWER SOURCE: RSO-I AR



Rotary Remote  
Racking Tools

Extractor Remote  
Racking Tools

## RSA-139

FOR USE WITH:

**Allis-Chalmers/Siemens-Allis/Siemens  
Load Interrupter Switch**

### SPECIFICATIONS

OPERATION: Close/Trip

WEIGHT: 28.3 lbs.

DIMENSIONS:\* 27.1" x 8.3" x 11.4"

POWER CONSUMPTION: 100 W

COMPATIBLE WITH: Allis-Chalmers/  
Siemens-Allis/Siemens - Spacemaker/  
Spacemaker II,  
Type 456 Contactor

CONTROL/POWER SOURCE: RSO-I AR



Single-Use Remote  
Racking Tools

## RSA-140

FOR USE WITH:

**Klockner Moeller/Moeller Electric  
Motor Control Center**

### SPECIFICATIONS

OPERATION: Close/Trip

WEIGHT: 26.5 lbs.

DIMENSIONS:\* 10.1" x 10.9" x 7.6"

POWER CONSUMPTION: 50 W

COMPATIBLE WITH: Klockner  
Moeller/Moeller Electric - IVS, Modan  
2000, Modan 3000 MCC Handle  
Operator (Small)

CONTROL/POWER SOURCE:  
RSO-I AR



Handheld  
Racking Tools

Remote Switch  
Operators,  
Actuators & Kits

## RSA-140B

FOR USE WITH:

**Klockner Moeller/Moeller Electric  
Motor Control Center**

\*All unit measurements are L x W x H

### SPECIFICATIONS

OPERATION: Close/Trip

WEIGHT: 22.5 lbs.

DIMENSIONS:\* 17.0" x 10.8" x 9.6"

POWER CONSUMPTION: 100 W

COMPATIBLE WITH: Klockner Moeller/  
Moeller Electric - IVS, Modan 2000,  
Modan 3000 MCC Handle Operator  
(Large)

CONTROL/POWER SOURCE: RSO-I AR



## RSA-145E

FOR USE WITH:

**ABB/SACE  
Molded Case Circuit Breaker**

### SPECIFICATIONS

OPERATION: Close/Trip

WEIGHT: 8.4 lbs.

DIMENSIONS:\* 4.7" x 7.9" x 8.3"

POWER CONSUMPTION: 30 W

COMPATIBLE WITH: ABB - SACE  
Isomax Molded Case Circuit Breaker  
(MCCB): Size S7 - 1200 A Frame  
(Breaker Recessed Into Cabinet,  
Actuator Mounts to Breaker, Cabinet)

CONTROL/POWER SOURCE: RSO-I AR



## RSA-147

FOR USE WITH:

**Square D  
Load Break Switch**

### SPECIFICATIONS

OPERATION: Close/Trip

WEIGHT: 49.9 lbs.

DIMENSIONS:\* 6.0" x 9.5" x 31.7"

POWER CONSUMPTION: 50 W

COMPATIBLE WITH: Square D Power  
Zone

CONTROL/POWER SOURCE: RSO-I AR



## RSA-147A

FOR USE WITH:

**Square D  
Load Break Switch**



### SPECIFICATIONS

OPERATION: Close/Trip

WEIGHT: 29.5 lbs.

DIMENSIONS:\* 37.6" x 14.6" x 6.4"

POWER CONSUMPTION: 100 W

COMPATIBLE WITH: Square D Power Zone

CONTROL/POWER SOURCE: RSO-I AR



## RSA-149C

FOR USE WITH:

**Merlin Gerin  
Molded Case Circuit Breaker**

### SPECIFICATIONS

OPERATION: Close/Trip

WEIGHT: 11.1 lbs.

DIMENSIONS:\* 18.6" x 5.3" x 5.1"

POWER CONSUMPTION: 50 W

COMPATIBLE WITH: Merlin Gerin COMPACT Molded Case Circuit Breaker (MCCB) - CK Frame, 400-1200 A

CONTROL/POWER SOURCE: RSO-I AR



## RSA-149D

FOR USE WITH:

**Merlin Gerin  
Molded Case Circuit Breaker**

### SPECIFICATIONS

OPERATION: Close/Trip

WEIGHT: 24 lbs.

DIMENSIONS:\* 22.5" x 11.5" x 7.25"

POWER CONSUMPTION: 100 W

COMPATIBLE WITH: Merlin Gerin COMPACT MCCB - CM Frame, 1250-2500A

CONTROL/POWER SOURCE: RSO-I AR



Rotary Remote Racking Tools

Extractor Remote Racking Tools

Single-Use Remote Racking Tools

Handheld Racking Tools

Remote Switch Operators, Actuators & Kits

## RSA-150

### SPECIFICATIONS

OPERATION: Close/Trip

WEIGHT: 26.8 lbs.

DIMENSIONS:\* 18.1" x 8.3" x 9.4"

POWER CONSUMPTION: 100 W

COMPATIBLE WITH: ABB/BBC/ITE 7850 Series Medium-Voltage Motor Starter (Air Contactor, Blue & Silver Label)

CONTROL/POWER SOURCE: RSO-I AR

FOR USE WITH:

**ABB/BBC/ITE  
Motor Control Center**

\*All unit measurements are L x W x H



## RSA-151A

### SPECIFICATIONS

OPERATION: Close/Trip

WEIGHT: 24.7 lbs.

DIMENSIONS:\* 15.2" x 12.0" x 11.8"

POWER CONSUMPTION: 100 W

COMPATIBLE WITH: For FPE H, HF-1 (All) - For Nonmagnetic Switchgear

CONTROL/POWER SOURCE: RSO-I AR

FOR USE WITH:

**FPE  
Air Circuit Breaker**



## RSA-152

### SPECIFICATIONS

OPERATION: Close/Trip

WEIGHT: 25.5 lbs.

DIMENSIONS:\* 16.6" x 13.1" x 11.6"

POWER CONSUMPTION: 200 W

COMPATIBLE WITH: Boltswitch VL3612 ST

CONTROL/POWER SOURCE: RSO-I AR

FOR USE WITH:

**Cutler-Hammer  
Bolted Pressure Switch**





## RSA-152C

FOR USE WITH:

**Cutler-Hammer  
Bolted Pressure Switch**



### SPECIFICATIONS

OPERATION: Charge/Close/Trip


WEIGHT: 25.5 lbs.

DIMENSIONS:\* 16.6" x 13.1" x 11.6"

POWER CONSUMPTION: 200 W

COMPATIBLE WITH: Boltswitch SLB  
Series 600 V Pressure Contact Switch

CONTROL/POWER SOURCE: RSO-III D



Rotary Remote  
Racking Tools

Extractor Remote  
Racking Tools

## RSA-153A

FOR USE WITH:

**Westinghouse/Cutler-Hammer  
Panelboard Switch**

### SPECIFICATIONS

OPERATION: Close/Trip

WEIGHT: 8.2 lbs.

DIMENSIONS:\* 8.3" x 5.0" x 5.6"

POWER CONSUMPTION: 30 W

COMPATIBLE WITH: Westinghouse Type  
FDP/Cutler-Hammer Type M50 Fusible  
Panelboard Switch - 30, 60, & 100 A  
Twin (5.5" Height)

CONTROL/POWER SOURCE: RSO-I AR



Single-Use Remote  
Racking Tools

## RSA-153D

FOR USE WITH:

**Westinghouse/Cutler-Hammer  
Panelboard Switch**

### SPECIFICATIONS

OPERATION: Close/Trip

WEIGHT: 23.4 lbs.

DIMENSIONS:\* 12.0" x 17.6" x 8.3"

POWER CONSUMPTION: 100 W

COMPATIBLE WITH: Westinghouse Type  
FDP/Cutler-Hammer Type M50 Fusible  
Panelboard Switch - 400 & 600 A Single  
(15.125" Height)

CONTROL/POWER SOURCE: RSO-I AR



Handheld  
Racking Tools

Remote Switch  
Operators,  
Actuators & Kits

## RSA-153F

### SPECIFICATIONS

OPERATION: Close/Trip

WEIGHT: 25.4 lbs.

DIMENSIONS:\* 9.71" x 15.91" x 8.1"

POWER CONSUMPTION: 100 W

COMPATIBLE WITH: Westinghouse Type FDP/Cutler-Hammer Type M50 Fusible Panelboard Switch - 800 & 1200 A Single (22" Height) 90 Degrees of Handle Travel. For Horizontal Unit, Switch Located On Middle Left Hand Side.

CONTROL/POWER SOURCE: RSO-I AR

FOR USE WITH:

**Westinghouse/Cutler-Hammer  
Panelboard Switch**

\*All unit measurements are L x W x H



## RSA-154B

### SPECIFICATIONS

OPERATION: Close/Trip

WEIGHT: 13.3 lbs.

DIMENSIONS:\* 8.2" x 7.0" x 7.3"

POWER CONSUMPTION: 50 W

COMPATIBLE WITH: Siemens Vacu-Break Fusible Panel Units - V2EXXXX & V7EXXXX (30, 60, or 100 A Twin, or 200 A Single; 7.5" Height)

CONTROL/POWER SOURCE: RSO-I AR

FOR USE WITH:

**Siemens  
Panelboard Switch**



## RSA-154C

### SPECIFICATIONS

OPERATION: Close/Trip

WEIGHT: 16.0 lbs.

DIMENSIONS:\* 8.8" x 10.0" x 11.0"

POWER CONSUMPTION: 50 W

COMPATIBLE WITH: Siemens Vacu-Break Fusible Panel Units - V2FXXXX & V7FXXXX (200 A Twin, or 200 A Single; 10" Height)

CONTROL/POWER SOURCE: RSO-I AR

FOR USE WITH:

**Siemens  
Panelboard Switch**



## RSA-154D

FOR USE WITH:

**Siemens  
Panelboard Switch**

### SPECIFICATIONS

OPERATION: Close/Trip

WEIGHT: 22.0 lbs.

DIMENSIONS: \* 10.2" x 12.6" x 10.3"

POWER CONSUMPTION: 100 W

COMPATIBLE WITH: Siemens Vacu-Break Fusible Panel Units - V2HXXXX & V7HXXXX (400 or 600 A Single; 15' Height)

CONTROL/POWER SOURCE: RSO-I AR



Rotary Remote  
Racking Tools

Extractor Remote  
Racking Tools

## RSA-154F

FOR USE WITH:

**Siemens  
Panelboard Switch**

### SPECIFICATIONS

OPERATION: Close/Trip

WEIGHT: 25.0 lbs.

DIMENSIONS: \* 10.0" x 25.5" x 9.0"

POWER CONSUMPTION: 100 W

COMPATIBLE WITH: Siemens Vacu-Break Fusible Panel Units Main Switch - VF357, VB357, VF358, VB358 (Suffix TL or BL; 800 or 1200 A; 25" Height)

CONTROL/POWER SOURCE: RSO-I AR



Single-Use Remote  
Racking Tools

## RSA-155

FOR USE WITH:

**Square D  
Insulated Case Circuit Breaker**

### SPECIFICATIONS

OPERATION: Charge/Close/Trip

WEIGHT: 23.6 lbs.

DIMENSIONS: \* 17.2" x 15.8" x 7.9"

POWER CONSUMPTION: 80 W

COMPATIBLE WITH: Square D SE Series - All)

CONTROL/POWER SOURCE: RSO-IIID



Handheld  
Racking Tools

Remote Switch  
Operators,  
Actuators & Kits

## RSA-157

FOR USE WITH:

**Cooper Transformer**

\*All unit measurements are L x W x H

### SPECIFICATIONS

OPERATION: Close/Trip

WEIGHT: 16.3 lbs.

DIMENSIONS:\* 19.2" x 6.6" x 11.8"

POWER CONSUMPTION: 50 W

COMPATIBLE WITH: Cooper Substation VFI Transformer

CONTROL/POWER SOURCE: RSO-I AR



## RSA-158

FOR USE WITH:

**Siemens Insulated Case Circuit Breaker**

### SPECIFICATIONS

OPERATION: Charge/Close/Trip

WEIGHT: 25.9 lbs.

DIMENSIONS:\* 19.9" x 18.5" x 8.2"

POWER CONSUMPTION: 80 W

COMPATIBLE WITH: Siemens WN, WL, 3WN, 3WL Low-Voltage Air Circuit Breaker

CONTROL/POWER SOURCE: RSO-IIID



## RSA-159

FOR USE WITH:

**Square D Motor Control Center**

### SPECIFICATIONS

OPERATION: Close/Trip

WEIGHT: 17.7 lbs.

DIMENSIONS:\* 18.3" x 7.3" x 9.1"

POWER CONSUMPTION: 100 W

COMPATIBLE WITH: Square D Class 8198 High-Voltage Motor Starter

CONTROL/POWER SOURCE: RSO-I AR





## RSA-160

FOR USE WITH:

**General Electric  
Panelboard Switch**



### SPECIFICATIONS

OPERATION: Close/Trip

WEIGHT: 8.4 lbs.

DIMENSIONS: \* 12.9" x 5.7" x 6.5"

POWER CONSUMPTION: 50 W

COMPATIBLE WITH: General Electric  
Spectra Type ADS Panelboard  
Disconnect Switch - 30 A, 60 A, 100 A,  
200 A

CONTROL/POWER SOURCE: RSO-I AR



Rotary Remote  
Racking Tools

Extractor Remote  
Racking Tools

## RSA-160C

FOR USE WITH:

**General Electric  
Panelboard Switch**

### SPECIFICATIONS

OPERATION: Close/Trip

WEIGHT: 16.3 lbs.

DIMENSIONS: \* 10.0" x 22.7" x 9.8"

POWER CONSUMPTION: 100 W

COMPATIBLE WITH: General Electric  
Spectra Type ADS Panelboard  
Disconnect Switch - 400 A, 600 A

CONTROL/POWER SOURCE: RSO-I AR



Single-Use Remote  
Racking Tools

## RSA-160D

FOR USE WITH:

**General Electric  
Panelboard Switch**



### SPECIFICATIONS

OPERATION: Close/Trip

WEIGHT: 25.4 lbs.

DIMENSIONS: \* 17.1" x 14.3" x 11.6"

POWER CONSUMPTION: 100 W

COMPATIBLE WITH: General Electric  
Spectra Type ADS Panelboard  
Disconnect Switch - 800 A, 1200 A

CONTROL/POWER SOURCE: RSO-II



Handheld  
Racking Tools

Remote Switch  
Operators,  
Actuators & Kits

## RSA-161A

FOR USE WITH:

**Square D  
Handle Operator**

\*All unit measurements are L x W x H



### SPECIFICATIONS

OPERATION: Close/Trip

WEIGHT: 8.2 lbs.

DIMENSIONS:\* 7.3" x 7.3" x 9.5"

POWER CONSUMPTION: 30 W

COMPATIBLE WITH: Square D Through the Door Handle Operator - Class 9421 Type L Circuit Breaker Mechanism (3" Handle Assembly)

CONTROL/POWER SOURCE: RSO-I AR



## RSA-162

FOR USE WITH:

**General Electric  
Air Circuit Breaker**

### SPECIFICATIONS

OPERATION: Charge/Close/Trip

WEIGHT: 25.5 lbs.

DIMENSIONS:\* 6.3" x 19.2" x 18.5"

POWER CONSUMPTION: 80 W

COMPATIBLE WITH: General Electric - EntelliGuard G (400 - 6000 A, includes GG, GJ, GH, GK-04, 07, 08, 10, 13, 16, 20, 25, 32, 40, 50, 64)

CONTROL/POWER SOURCE: RSO-IIID



## RSA-162A

FOR USE WITH:

**General Electric  
Air Circuit Breaker**



### SPECIFICATIONS

OPERATION: Close/Trip

WEIGHT: 16.8 lbs.

DIMENSIONS:\* 18.5" x 17.8" x 6.3"

POWER CONSUMPTION: 30 W

COMPATIBLE WITH: General Electric EntelliGuard G 400-6000 A includes GG, GJ, GH, GK-04, 07, 08, 10, 13, 16, 20, 25, 32, 40, 50, 64

CONTROL/POWER SOURCE: RSO-IIID



## RSA-163

FOR USE WITH:  
**ABB/Siemens  
Handle Operator**

### SPECIFICATIONS

OPERATION: Close/Trip

WEIGHT: 14.8 lbs.

DIMENSIONS:\* 11.6" x 7.8" x 5.4"

POWER CONSUMPTION: 50 W

COMPATIBLE WITH: ABB Flange Handle Operator K7FCH, K7FCH4 & Siemens Max-Flex Handle Operator MFHM Series (Flush Mount, Large Red, Black Handle)

CONTROL/POWER SOURCE: RSO-I AR



## RSA-163A

FOR USE WITH:  
**ABB/Siemens  
Handle Operator**

### SPECIFICATIONS

OPERATION: Close/Trip

WEIGHT: 9.3 lbs.

DIMENSIONS:\* 14.0" x 7.4" x 7.7"

POWER CONSUMPTION: 50 W

COMPATIBLE WITH: ABB Flange Handle Operator K7FHD-HS12, K7FHD-HS4 (Small, Red, Black Handle)

CONTROL/POWER SOURCE: RSO-I AR



## RSA-163D

FOR USE WITH:  
**ABB/Siemens  
Handle Operator**

### SPECIFICATIONS

OPERATION: Close/Trip

WEIGHT: 15.7 lbs.

DIMENSIONS:\* 17.4" x 7.6" x 7.3"

POWER CONSUMPTION: 50 W

COMPATIBLE WITH: ABB Flange Handle Operator K7FCH, K7FCH4 & Siemens Max-Flex Handle Operator MFHM Series (Recessed Mount, Large Red, Black Handle)

CONTROL/POWER SOURCE: RSO-I AR



Rotary Remote  
Racking Tools

Extractor Remote  
Racking Tools

Single-Use Remote  
Racking Tools

Handheld  
Racking Tools

Remote Switch  
Operators,  
Actuators & Kits

## RSA-164B

FOR USE WITH:

**Square D  
Molded Case Circuit Breaker**

\*All unit measurements are L x W x H

### SPECIFICATIONS

OPERATION: Close/Trip

WEIGHT: 6.2 lbs.

DIMENSIONS:\* 6.6" x 5.1" x 5.0"

POWER CONSUMPTION: 15 W

COMPATIBLE WITH: Square D  
PowerPact - E Frame (includes ED, EG,  
EJ) 15-125A

CONTROL/POWER SOURCE: RSO-I AR



## RSA-164C

FOR USE WITH:

**Square D  
Molded Case Circuit Breaker**

### SPECIFICATIONS

OPERATION: Close/Trip

WEIGHT: 7.5 lbs.

DIMENSIONS:\* 8.0" x 5.7" x 5.7"

POWER CONSUMPTION: 30 W

COMPATIBLE WITH: Square D  
PowerPact - H Frame (includes HD, HG,  
HJ, HL, HR) 15-150 A

CONTROL/POWER SOURCE: RSO-I AR



## RSA-164E

FOR USE WITH:

**Square D  
Molded Case Circuit Breaker**

### SPECIFICATIONS

OPERATION: Close/Trip

WEIGHT: 10.0 lbs.

DIMENSIONS:\* 15.6" x 4.5" x 7.2"

POWER CONSUMPTION: 30 W

COMPATIBLE WITH: Square D  
PowerPact - J Frame (includes JD, JG, JJ,  
JL, JR) 150-250 A

CONTROL/POWER SOURCE: RSO-I AR





## RSA-164H

FOR USE WITH:

**Square D  
Molded Case Circuit Breaker**



### SPECIFICATIONS

OPERATION: Close/Trip

WEIGHT: 16.3 lbs.

DIMENSIONS:\* 18.0" x 6.5" x 6.5"

POWER CONSUMPTION: 100 W

COMPATIBLE WITH: Square D PowerPact  
- L Frame (includes LD, LG, LJ, LL, LR)  
250-600 A

CONTROL/POWER SOURCE: RSO-I AR



Rotary Remote  
Racking Tools

Extractor Remote  
Racking Tools

## RSA-164I

FOR USE WITH:

**Square D  
Molded Case Circuit Breaker**



### SPECIFICATIONS

OPERATION: Close/Trip

WEIGHT: 16.0 lbs.

DIMENSIONS:\* 16.8" x 6.5" x 5.8"

POWER CONSUMPTION: 100 W

COMPATIBLE WITH: Square D  
PowerPact - M Frame (includes MG,  
MJ) 300-800 A

CONTROL/POWER SOURCE:  
RSO-I AR



Single-Use Remote  
Racking Tools

## RSA-164J

FOR USE WITH:

**Square D  
Molded Case Circuit Breaker**

### SPECIFICATIONS

OPERATION: Close/Trip

WEIGHT: 14.0 lbs.

DIMENSIONS:\* 5.3" x 6.2" x 17.0"

POWER CONSUMPTION: 100 W

COMPATIBLE WITH: Square D  
PowerPact - P Frame (includes PG, PJ,  
PK, PL; Manually Operated) 250-1200 A

CONTROL/POWER SOURCE:  
RSO-I AR



Handheld  
Racking Tools

Remote Switch  
Operators,  
Actuators & Kits

## RSA-164K

FOR USE WITH:

**Square D  
Molded Case Circuit Breaker**

\*All unit measurements are L x W x H

### SPECIFICATIONS

OPERATION: Close/Trip

WEIGHT: 18.8 lbs.

DIMENSIONS: \* 19.5" x 8.9" x 5.9"

POWER CONSUMPTION: 100 W

COMPATIBLE WITH: Square D  
PowerPact - R Frame (includes RG, RJ,  
RK, RL) 600-3000 A

CONTROL/POWER SOURCE: RSO-I AR



## RSA-166B

FOR USE WITH:

**Square D  
Safety Switch**

### SPECIFICATIONS

OPERATION: Close/Trip

WEIGHT: 13.2 lbs.

DIMENSIONS: \* 26.8" x 7.3" x 6.8"

POWER CONSUMPTION: 50 W

COMPATIBLE WITH: Square D Heavy  
Duty Safety Switch - 200 A - H, HU-224,  
324, 364, 464-N, A, N, NRB, RB, A, AKW  
(Series E)

CONTROL/POWER SOURCE: RSO-I AR



## RSA-166G

FOR USE WITH:

**Square D  
Safety Switch**

### SPECIFICATIONS

OPERATION: Close/Trip

WEIGHT: 9.2 lbs.

DIMENSIONS: \* 18.0" x 8.9" x 8.4"

POWER CONSUMPTION: 50 W

COMPATIBLE WITH: Square D Heavy  
Duty Safety Switch - 30 A & 60 A - H,  
HU-221, 222, 321, 322, 361-DS (Series F6;  
NEMA 4, 4X, 5 Stainless Steel Enclosure;  
Required Modification)

CONTROL/POWER SOURCE: RSO-I AR



## RSA-167

FOR USE WITH:

**Allen-Bradley  
Motor Control Center**

### SPECIFICATIONS

OPERATION: Close/Trip

WEIGHT: 15.0 lbs.

DIMENSIONS:\* 7.8" x 7.5" x 14.0"

POWER CONSUMPTION: 50 W

COMPATIBLE WITH: Allen-Bradley  
1494F-P1-NP Series A Non-Metallic  
Molded Plastic Operating Handle  
(Recessed Mounted)

CONTROL/POWER SOURCE: RSO-I AR



Rotary Remote  
Racking Tools

Extractor Remote  
Racking Tools

## RSA-169A

FOR USE WITH:

**General Electric  
Safety Switch**

### SPECIFICATIONS

OPERATION: Close/Trip

WEIGHT: 17.9 lbs.

DIMENSIONS:\* 15.0" x 8.2" x 7.3"

POWER CONSUMPTION: 100 W

COMPATIBLE WITH: General Electric  
Heavy Duty Safety Switch - TH Series  
(includes TH3365)

CONTROL/POWER SOURCE: RSO-I AR



Single-Use Remote  
Racking Tools

## RSA-174E

FOR USE WITH:

**ABB/SACE  
Molded Case Circuit Breaker**

### SPECIFICATIONS

OPERATION: Close/Trip

WEIGHT: 14.1 lbs.

DIMENSIONS:\* 6.1" x 8.9 x 11.6"

POWER CONSUMPTION: 30 W

COMPATIBLE WITH: Tmax Molded Case  
Circuit Breaker (MCCB) (Except Tmax  
XT): Size T7M - 1000 & 1200 A Frame  
(Stored Energy Mechanism, Breaker  
Recessed into Cabinet, Actuator Mounts  
to Breaker, Cabinet)

CONTROL/POWER SOURCE: RSO-I AR



Handheld  
Racking Tools

Remote Switch  
Operators,  
Actuators & Kits

## RSA-174F

FOR USE WITH:

**ABB/SACE**  
**Molded Case Circuit Breaker**

\*All unit measurements are L x W x H



### SPECIFICATIONS

OPERATION: Close/Trip

WEIGHT: 14.8 lbs.

DIMENSIONS: \* 6.6" x 10.5" x 17.1"

POWER CONSUMPTION: 100 W

COMPATIBLE WITH: Tmax Molded Case Circuit Breaker (MCCB) (Except Tmax XT and T7M), Size T7 (includes T7, T7H, T7L, T7S): 1000-1600 A Frame (Toggle Mechanism, Breaker Recessed into Cabinet, Actuator Mounts to Breaker, Cabinet)

CONTROL/POWER SOURCE: RSO-I AR



## RSA-175B

FOR USE WITH:

**FPE**  
**Molded Case Circuit Breaker**



### SPECIFICATIONS

OPERATION: Close/Trip

WEIGHT: 16.8 lbs.

DIMENSIONS: \* 17.6" x 8.3" x 7.6"

POWER CONSUMPTION: 30 W

COMPATIBLE WITH: FPE J Frame 70-225 A (includes HJ, HJL, NJ, NJJ, NJL, NJS)

CONTROL/POWER SOURCE: RSO-I AR



## RSA-175E

FOR USE WITH:

**FPE**  
**Molded Case Circuit Breaker**



### SPECIFICATIONS

OPERATION: Close/Trip

WEIGHT: 16.4 lbs.

DIMENSIONS: \* 18.1" x 8.1" x 7.6"

POWER CONSUMPTION: 30 W

COMPATIBLE WITH: FPE M Frame 150-800 A (includes HM, HMN, NM)

CONTROL/POWER SOURCE: RSO-I AR





## RSA-180

### SPECIFICATIONS

OPERATION: Charge/Close/Trip

WEIGHT: 14.1 lbs.

DIMENSIONS:\* 13.1" x 17.4" x 9.0"

POWER CONSUMPTION: 30 W

COMPATIBLE WITH: Merlin Gerin, Square D Masterpact NT - All

CONTROL/POWER SOURCE: RSO-IIID

FOR USE WITH:

**Merlin Gerin/Square D  
Insulated Case Circuit Breaker**



Rotary Remote  
Racking Tools

Extractor Remote  
Racking Tools

## RSA-181

### SPECIFICATIONS

OPERATION: Close/Trip

WEIGHT: 36.7 lbs.

DIMENSIONS:\* 25.8" x 18.0" x 10.8"

POWER CONSUMPTION: 100 W

COMPATIBLE WITH: Square D Manually Operated Type Bolt-Loc BL Series Switches (800-3000 A); and Type AV Switch - AVO Series Switches with AVFQ, AVSQ Handle Operator (800-1200 A, Single Throw, Load-Break, Dead Front)

CONTROL/POWER SOURCE: RSO-I AR

FOR USE WITH:

**Square D  
Bolted Pressure Switch**



Single-Use Remote  
Racking Tools

## RSA-183

### SPECIFICATIONS

OPERATION: Close/Trip

WEIGHT: 14.6 lbs.

DIMENSIONS:\* 17.8" x 7.2" x 6.1"

POWER CONSUMPTION: 50 W

COMPATIBLE WITH: General Electric - Flange Handle STDA1 (Small with Red, Black Plastic)

CONTROL/POWER SOURCE: RSO-I AR

FOR USE WITH:

**General Electric  
Handle Operator**



Handheld  
Racking Tools

Remote Switch  
Operators,  
Actuators & Kits

## RSA-183A

FOR USE WITH:

**General Electric  
Handle Operator**

\*All unit measurements are L x W x H

### SPECIFICATIONS

OPERATION: Close/Trip

WEIGHT: 17.2 lbs.

DIMENSIONS:\* 19.1" x 7.3" x 7.8"

POWER CONSUMPTION: 50 W

COMPATIBLE WITH: General Electric -  
Flange Handle STDA2 (Large with Red,  
Black Plastic)

CONTROL/POWER SOURCE: RSO-I AR



## RSA-184

FOR USE WITH:

**Cutler-Hammer  
Panelboard Switch**

### SPECIFICATIONS

OPERATION: Close/Trip

WEIGHT: 9.0 lbs.

DIMENSIONS:\* 6.2" x 8.3" x 4.5"

POWER CONSUMPTION: 30 W

COMPATIBLE WITH: FDPW Fusible  
Panelboard Switch - 30, 60, & 100 A  
Twin (Horizontal Fused Switch, 5.375" H)

CONTROL/POWER SOURCE:  
RSO-I AR



## RSA-184C

FOR USE WITH:

**Cutler-Hammer  
FDPW Fusible Panelboard Switch**

### SPECIFICATIONS

OPERATION: Close/Trip

WEIGHT: 16.5 lbs.

DIMENSIONS:\* 14.75" x 7.75" x 8.25"

POWER CONSUMPTION: 50 W

COMPATIBLE WITH: 200A Single  
(Horizontal Fused Switch, 8.188"  
Height)

CONTROL/POWER SOURCE:  
RSO-I AR



## RSA-184D

FOR USE WITH:

**Cutler-Hammer  
Panelboard Switch**



### SPECIFICATIONS

OPERATION: Close/Trip

WEIGHT: 20.7 lbs.

DIMENSIONS:\* 12.5" x 11.0" x 10.8"

POWER CONSUMPTION: 100 W

COMPATIBLE WITH: FDPW Fusible  
Panelboard Switch - 400 A Single  
(Horizontal Fused Switch, 12.313" H)

CONTROL/POWER SOURCE: RSO-I AR



Rotary Remote  
Racking Tools

Extractor Remote  
Racking Tools

## RSA-184F

FOR USE WITH:

**Cutler-Hammer  
Panelboard Switch**

### SPECIFICATIONS

OPERATION: Close/Trip

WEIGHT: 20.2 lbs.

DIMENSIONS:\* 15.2" x 11.5" x 10.8"

POWER CONSUMPTION: 100 W

COMPATIBLE WITH: FDPW Fusible  
Panelboard Switch - 600 & 800 A Single  
(Horizontal Fused Switch, 15.063" H)

CONTROL/POWER SOURCE: RSO-I AR



Single-Use Remote  
Racking Tools

## RSA-185

FOR USE WITH:

**Square D  
Motor Control Center**

### SPECIFICATIONS

OPERATION: Close/Trip

WEIGHT: 13.1 lbs.

DIMENSIONS:\* 11.9" x 7.6" x 6.1"

POWER CONSUMPTION: 30 W

COMPATIBLE WITH: Square D Model  
5 Motor Control Center (MCC) Bucket  
- Size 1-5

CONTROL/POWER SOURCE:  
RSO-I AR



Handheld  
Racking Tools

Remote Switch  
Operators,  
Actuators & Kits

## RSA-186

### SPECIFICATIONS

OPERATION: Close/Trip

WEIGHT: 21.0 lbs.

DIMENSIONS:\* 6.8 x 8.5 x 26.5"

POWER CONSUMPTION: 100 W

COMPATIBLE WITH: Westinghouse -  
Type ADM Disconnect Switch

CONTROL/POWER SOURCE:  
RSO-I AR

FOR USE WITH:

**Westinghouse  
Load Break Switch**

\*All unit measurements are L x W x H



## RSA-187

### SPECIFICATIONS

OPERATION: Close/Trip

WEIGHT: 16.7 lbs.

DIMENSIONS:\* 30.6" x 8.2" x 6.4"

POWER CONSUMPTION: 30 W

COMPATIBLE WITH: K Line MCCB,  
1200A Frame Size (Includes THKM/  
TKC/TKL/TKM). Flush Mounted, with  
Lockout/Tagout Device Installed

CONTROL/POWER SOURCE: RSO-I AR

FOR USE WITH:

**General Electric  
Molded Case Circuit Breaker**



## RSA-187A

### SPECIFICATIONS

OPERATION: Close/Trip

WEIGHT: 6.8 lbs.

DIMENSIONS:\* 5.6" x 8.0" x 5.6"

POWER CONSUMPTION: 30 W

COMPATIBLE WITH: General Electric  
Molded Case Circuit Breaker (MCCB) -  
E Line, 150 A Frame Size, Type TE, TEB,  
TEC, TECL, TED, TEMPL, THED & THCL-1  
Current Limiting Breaker (Flush Mounted)

CONTROL/POWER SOURCE: RSO-I AR

FOR USE WITH:

**General Electric  
Molded Case Circuit Breaker**





## RSA-187B

FOR USE WITH:

**General Electric  
Molded Case Circuit Breaker**

### SPECIFICATIONS

OPERATION: Close/Trip

WEIGHT: 7.5 lbs.

DIMENSIONS:\* 8.0" x 5.7" x 5.5"

POWER CONSUMPTION: 30 W

COMPATIBLE WITH: General Electric Molded Case Circuit Breaker (MCCB) - F Line, 225A Frame Size, Type THFK, TF, TFC, TFJ, TFK, TFL & THCL-2, THCL-4 Current Limiting Breaker (Flush Mounted)

CONTROL/POWER SOURCE: RSO-I AR



Rotary Remote  
Racking Tools

Extractor Remote  
Racking Tools

## RSA-187C

FOR USE WITH:

**General Electric  
Molded Case Circuit Breaker**

### SPECIFICATIONS

OPERATION: Close/Trip

WEIGHT: 13.0 lbs.

DIMENSIONS:\* 4.5" x 14.0" x 7.5"

POWER CONSUMPTION: 30 W

COMPATIBLE WITH: General Electric Molded Case Circuit Breaker (MCCB) - J Line, 600 A Frame Size THJK, TJ, TJC, TJD, TJJ, TJK, TJL (Flush Mounted)

CONTROL/POWER SOURCE: RSO-I AR



Single-Use Remote  
Racking Tools

## RSA-187G

FOR USE WITH:

**General Electric  
Molded Case Circuit Breaker**

### SPECIFICATIONS

OPERATION: Close/Trip

WEIGHT: 6.3 lbs.

DIMENSIONS:\* 9.5" x 9.3" x 5.6"

POWER CONSUMPTION: 30 W

COMPATIBLE WITH: General Electric Molded Case Circuit Breaker (MCCB) - J Line, 600 A Frame Size THJK, TJ, TJC, TJD, TJJ, TJK, TJL (Recessed Mounted)

CONTROL/POWER SOURCE: RSO-I AR



Handheld  
Racking Tools

Remote Switch  
Operators,  
Actuators & Kits

## RSA-187H

FOR USE WITH:

**General Electric  
Molded Case Circuit Breaker**

\*All unit measurements are L x W x H

### SPECIFICATIONS

OPERATION: Close/Trip

WEIGHT: 12.5 lbs.

DIMENSIONS:\* 20.1" x 5.6" x 7.3"

POWER CONSUMPTION: 50 W

COMPATIBLE WITH: General Electric  
Molded Case Circuit Breaker (MCCB) - K  
Line, 1200 A Frame Size THKM, TKC, TKL,  
TKM (Recessed Mounted)

CONTROL/POWER SOURCE: RSO-I AR



## RSA-188C

FOR USE WITH:

**General Electric  
Handle Operator**

### SPECIFICATIONS

OPERATION: Close/Trip

WEIGHT: 12.3 lbs.

DIMENSIONS:\* 19.9" x 8.9" x 7.8"

POWER CONSUMPTION: 50 W

COMPATIBLE WITH: General Electric  
AV Line Switchboard Rotary Operating  
Handle for Individually Mounted Devices -  
Branch Fusible Switch (200 A) or Branch  
Circuit Breaker (TKM, TB4, TB6, TB8, TJS,  
& TKS Frames)

CONTROL/POWER SOURCE: RSO-I AR



## RSA-189

FOR USE WITH:

**Cutler-Hammer  
Motor Control Center**

### SPECIFICATIONS

OPERATION: Close/Trip

WEIGHT: 11.0 lbs.

DIMENSIONS:\* 7.7" x 6.1" x 4.4"

POWER CONSUMPTION: 30 W

COMPATIBLE WITH: Cutler-Hammer  
F10 Unitrol, 9800 Unitrol Lever Size 1-4

CONTROL/POWER SOURCE:  
RSO-I AR



## RSA-195A

FOR USE WITH:

**General Electric  
Molded Case Circuit Breaker**

### SPECIFICATIONS

OPERATION: Close/Trip

WEIGHT: 16 lbs.

DIMENSIONS:\* 22.5" x 5.75" x 6.25"

POWER CONSUMPTION: 50 W

COMPATIBLE WITH: GE Tri-Break  
(Fused) TB Frame Molded Case Circuit  
Breaker - Size TB4/TBC4 (125-400A)

CONTROL/POWER SOURCE: RSO-I AR



Rotary Remote  
Racking Tools

Extractor Remote  
Racking Tools

## RSA-196

FOR USE WITH:

**General Electric  
Molded Case Circuit Breaker**



### SPECIFICATIONS

OPERATION: Close/Trip


WEIGHT: 40.0 lbs.

DIMENSIONS:\* 42.3" x 18.9" x 13.7"

POWER CONSUMPTION: 100 W

COMPATIBLE WITH: General Electric  
Link Operated Air Switch

CONTROL/POWER SOURCE:  
RSO-I AR



Single-Use Remote  
Racking Tools

## RSA-198

FOR USE WITH:

**ABB  
Handle Operator**



### SPECIFICATIONS

OPERATION: Close/Trip

WEIGHT: 13.7 lbs.

DIMENSIONS:\* 10.8" x 4.9" x 7.5"

POWER CONSUMPTION: 50 W

COMPATIBLE WITH: ABB Rotary Handle  
Operator - Variable Depth: Square Type 1  
K2VD-H for ABB Isomax S1 Frame Molded  
Case Circuit Breaker (MCCB) (Flush  
mounted, 2.56" Diameter Base)

CONTROL/POWER SOURCE: RSO-I AR



Handheld  
Racking Tools

Remote Switch  
Operators,  
Actuators & Kits

## RSA-198A

FOR USE WITH:

**ABB  
Handle Operator**

\*All unit measurements are L x W x H



### SPECIFICATIONS

OPERATION: Close/Trip

WEIGHT: 15.0 lbs.

DIMENSIONS: \* 12.6" x 6.0" x 8.0"

POWER CONSUMPTION: 50 W

COMPATIBLE WITH: ABB Rotary Handle Operator - Variable Depth: Square Type 1 K5VD-H for ABB Isomax S3, S4, & S5 Frame Molded Case Circuit Breaker (MCCB) & K7VD-H for ABB Isomax S6 & S7 Frame Molded Case Circuit Breaker (MCCB); Direct Mount: Rotary Handle Operating Mechanism K5RH for ABB Isomax S3, S4, & S5 Frame Molded Case Circuit Breaker (MCCB) (Flush Mounted, 4.13" x 4.13" Square Base)

CONTROL/POWER SOURCE: RSO-I AR



## RSA-200B

FOR USE WITH:

**Kraus & Naimer  
Selector Switch**

### SPECIFICATIONS

OPERATION: Close/Trip

WEIGHT: 9 lbs.

DIMENSIONS: \* 8.0" x 5.5" x 7.5"

POWER CONSUMPTION: 15 W

COMPATIBLE WITH: Kraus & Naimer Selector Switch - Size S1 with F221 face configuration for label at top. Handle type "O" model G412 type handle

CONTROL/POWER SOURCE: RSO-I AR



## RSA-201

FOR USE WITH:

**Square D  
Enclosed Circuit Breaker**



### SPECIFICATIONS

OPERATION: Close/Trip

WEIGHT: 12.2 lbs.

DIMENSIONS: \* 23.0" x 5.2" x 9.0"

POWER CONSUMPTION: 50 W

COMPATIBLE WITH: Square D Enclosed Circuit Breaker - NEMA 12, 3R, Series E3, 100-600 A (includes LEL, LXL, LXIL, LCL, & LIL Housed in LX600 AWK) and 300-1000 A (includes MAL, MHL, & MXL Housed in MA1000 AWK)

CONTROL/POWER SOURCE: RSO-I AR





## RSA-202

### SPECIFICATIONS

OPERATION: Close/Trip

WEIGHT: 5.4 lbs.

DIMENSIONS:\* 6.7" x 6.3" x 5.2"

POWER CONSUMPTION: 30 W

COMPATIBLE WITH: ABB HGI 2 and HGI 3 Generator Circuit Breaker, 17.5-24 kV, 6300-8000 A

CONTROL/POWER SOURCE: RSO-I AR

FOR USE WITH:

**ABB  
SF6 Circuit Breaker**



Rotary Remote  
Racking Tools

Extractor Remote  
Racking Tools

## RSA-203

### SPECIFICATIONS

OPERATION: Charge/Close/Trip

WEIGHT: 27.8 lbs.

DIMENSIONS:\* 21.8" x 17.5" x 11.6"

POWER CONSUMPTION: 100 W

COMPATIBLE WITH: General Electric M-Pact Low-Voltage Air Circuit Breaker (includes 804, 812, 1616, 1620, 2025, and 3037 Frame Sizes)

CONTROL/POWER SOURCE: RSO-IIID

FOR USE WITH:

**General Electric  
Air Circuit Breaker**



Single-Use Remote  
Racking Tools

## RSA-205

### SPECIFICATIONS

OPERATION: Close/Trip

WEIGHT: 15.2 lbs.

DIMENSIONS:\* 29.6" x 4.4" x 9.7"

POWER CONSUMPTION: 50 W

COMPATIBLE WITH: Bull Dog, ITE, Siemens General Duty Enclosed Switch (Legacy Style, Vacu-Break, Clampmatic, 240, 600 V, 400 A (includes SN-325, SN-365)

CONTROL/POWER SOURCE: RSO-I AR

FOR USE WITH:

**Bull Dog/ITE/Siemens  
Safety Switch**



Handheld  
Racking Tools

Remote Switch  
Operators,  
Actuators & Kits

## RSA-209

FOR USE WITH:

**General Electric  
Air Circuit Breaker**

\*All unit measurements are L x W x H



### SPECIFICATIONS

**OPERATION:** Charge/Close/Trip

**WEIGHT:** 21.9 lbs.

**DIMENSIONS:**\* 19.6" x 12.4" x 9.4"

**POWER CONSUMPTION:** 50 W

**COMPATIBLE WITH:** Type AL Manually Operated Air Circuit Breaker - Up to 1600 A (Dead Front with Front Enclosure or Enclosed with Pull Box, includes AL-2, ALF-2, AL-2-Y1, AL-2-Y2, AL-2-50, AL-2-50Y1, AL-50Y2, AL-2-50Y3)

**CONTROL/POWER SOURCE:** RSO-IIID



## RSA-210

FOR USE WITH:

**Klockner Moeller/Moeller  
Electric Handle Operator**



### SPECIFICATIONS

**OPERATION:** Close/Trip

**WEIGHT:** 8.5 lbs.

**DIMENSIONS:**\* 5.5" x 4.5" x 8.0"

**POWER CONSUMPTION:** 30 W

**COMPATIBLE WITH:** Klockner Moeller, Moeller Electric - Door Coupling Handle for PKZM 0, PKZM 01 or PKZM 4 Breaker

**CONTROL/POWER SOURCE:** RSO-I AR



## RSA-211A

FOR USE WITH:

**Cutler-Hammer/Eaton  
Safety Switch**



### SPECIFICATIONS

**OPERATION:** Close/Trip

**WEIGHT:** 15.2 lbs.

**DIMENSIONS:**\* 15.5" x 7.2" x 8.0"

**POWER CONSUMPTION:** 50 W

**COMPATIBLE WITH:** Cutler-Hammer, Eaton Heavy Duty Fusible, Non-Fusible Low-Voltage Safety Switch (240, 600 V; 600, 800 A; NEMA 1, 3R; Three Pole; Single Throw)

**CONTROL/POWER SOURCE:** RSO-I AR



## RSA-213A

### SPECIFICATIONS

OPERATION: Close/Trip

WEIGHT: 16.5 lbs.

DIMENSIONS:\* 26.1" x 8.5" x 9.2"

POWER CONSUMPTION: 50 W

COMPATIBLE WITH: Metron Electric Fire Pump Controller - Series M200, M300, M400, M420, M430, M435, M450, & M700 (with or without Transfer Switch, 200-480 V, 75-700 HP, Circuit Breaker Disconnect Operation Only)

CONTROL/POWER SOURCE: RSO-I AR

FOR USE WITH:

**Metron  
Handle Operator**



Rotary Remote  
Racking Tools

Extractor Remote  
Racking Tools

## RSA-216

### SPECIFICATIONS

OPERATION: Close/Trip

WEIGHT: 17.1 lbs.

DIMENSIONS:\* 14.6" x 7.2" x 8.0"

POWER CONSUMPTION: 50 W

COMPATIBLE WITH: Crompton Greaves Three Phase Pad Mounted Distribution Transformer (Up to 5,000 kV A, 34.5 kV, 200 kV BIL)

CONTROL/POWER SOURCE:  
RSO-I AR

FOR USE WITH:

**Crompton Greaves  
Transformer**



Single-Use Remote  
Racking Tools

## RSA-217

### SPECIFICATIONS

OPERATION: Trip

WEIGHT: 8.1 lbs.

DIMENSIONS:\* 12.1" x 4.8" x 5.4"

POWER CONSUMPTION: 50 W

COMPATIBLE WITH: General Electric AMH, 1200-2000 A (includes AMH-4.76-100, 250, 350-OD, 1D)

CONTROL/POWER SOURCE:  
RSO-I AR

FOR USE WITH:

**General Electric  
Air Circuit Breaker**



Handheld  
Racking Tools

Remote Switch  
Operators,  
Actuators & Kits

## RSA-221C

FOR USE WITH:

**Cutler-Hammer/Eaton  
Handle Operator**

\*All unit measurements are L x W x H



### SPECIFICATIONS

OPERATION: Close/Trip

WEIGHT: 8.8 lbs.

DIMENSIONS: \* 11.9" x 8.7" x 6.7"

POWER CONSUMPTION: 50 W

COMPATIBLE WITH: Eaton/Cutler-Hammer Type SM Safety Handle Mechanism for Series C Molded Case Circuit Breakers (MCCBs) - L Frame (includes SM600R & SM600L)

CONTROL/POWER SOURCE: RSO-I AR



## RSA-222G

FOR USE WITH:

**Eaton/Cutler-Hammer  
Flange Mounted Handle Mechanism**



### SPECIFICATIONS

OPERATION: Close/Trip

WEIGHT: 22 lbs.

DIMENSIONS: 14.25" x 10.5" x 8"

POWER CONSUMPTION: 100 W

COMPATIBLE WITH: Eaton/Cutler-Hammer Flex Shaft Flange Mounted Handle Mechanism For OEM Line Isolation (OLI) Switch - 9 inch handle

CONTROL/POWER SOURCE: RSO-I AR



## RSA-224

FOR USE WITH:

**Eaton/Cutler-Hammer  
Bus Plug**



### SPECIFICATIONS

OPERATION: Close/Trip

WEIGHT: 18 lbs.

DIMENSIONS: 18.5" x 9.5" x 8"

POWER CONSUMPTION: 100 W

COMPATIBLE WITH: Eaton/Cutler-Hammer Low Voltage Pow-R-Way/Pow-R-Way II/Pow-R-Way III Busway System Plug-In Device - IPB-MC 100-200A Bus Plug

CONTROL/POWER SOURCE: RSO-I AR





## RSA-224A

FOR USE WITH:  
**Eaton/Cutler-Hammer  
Bus Plug**



### SPECIFICATIONS

OPERATION: Close/Trip

WEIGHT: 18 lbs.

DIMENSIONS: 20.5" x 9.5" x 6.5"

POWER CONSUMPTION: 100 W

COMPATIBLE WITH: Eaton/Cutler-Hammer Low Voltage Pow-R-Way/ Pow-R-Way II/Pow-R-Way III Busway System Plug-In Device - IPB-MC 400A Lever switch on side of enclosure

CONTROL/POWER SOURCE: RSO-I AR



Rotary Remote  
Racking Tools

Extractor Remote  
Racking Tools

## RSA-227

FOR USE WITH:  
**Cutler-Hammer/Eaton  
Handle Operator**



### SPECIFICATIONS

OPERATION: Close/Trip

WEIGHT: 14.7 lbs.

DIMENSIONS:\* 11.8" x 6.8" x 7.6"

POWER CONSUMPTION: 50 W

COMPATIBLE WITH: Eaton/Cutler-Hammer Universal Rotary Handle Mechanism for Series C & Series G Molded Case Circuit Breakers (MCCBs)

CONTROL/POWER SOURCE:  
RSO-I AR



Single-Use Remote  
Racking Tools

## RSA-228

FOR USE WITH:  
**FPE  
Air Circuit Breaker**



### SPECIFICATIONS

OPERATION: Close/Trip

WEIGHT: 20.6 lbs.

DIMENSIONS:\* 15.3" x 12.4" x 9.5"

POWER CONSUMPTION: 100 W

COMPATIBLE WITH: FPE Low-Voltage Circuit Breaker 12, 16, 20, 32, 40PL for non-magnetic switchgear

CONTROL/POWER SOURCE:  
RSO-IIID



Handheld  
Racking Tools

Remote Switch  
Operators,  
Actuators & Kits

## RSA-230B

FOR USE WITH:

**Cutler-Hammer/Eaton  
Molded Case Circuit Breaker**

\*All unit measurements are L x W x H



### SPECIFICATIONS

OPERATION: Close/Trip

WEIGHT: 15.0 lbs.

DIMENSIONS: \* 5.3" x 6.2" x 7.5"

POWER CONSUMPTION: 50 W

COMPATIBLE WITH: Eaton/Cutler-Hammer Series G Molded Case Circuit Breaker - LG Frame 100-630 A, 240-600 V AC, 1, 2, 3, 4 Pole, Flush Mounted includes LG, LGE, LGS, LGH, LGC, LGU, LGX

CONTROL/POWER SOURCE: RSO-I AR



## RSA-233

FOR USE WITH:

**Terasaki/Hyundai  
Air Circuit Breaker**



### SPECIFICATIONS

OPERATION: Charge/Close/Trip

WEIGHT: 16.1 lbs.

DIMENSIONS: \* 11.8" x 16.1" x 7.0"

POWER CONSUMPTION: 80 W

COMPATIBLE WITH: Terasaki TemPower Type AT Low-Voltage Air Circuit Breaker, 630-4000 A & Hyundai Type HAT Low-Voltage Air Circuit Breaker, 630-5000 A

CONTROL/POWER SOURCE: RSO-IIID



## RSA-233A

FOR USE WITH:

**Terasaki/Hyundai  
Air Circuit Breaker**



### SPECIFICATIONS

OPERATION: Close/Trip

WEIGHT: 13.3 lbs.

DIMENSIONS: \* 13.0" x 15.6" x 7.0"

POWER CONSUMPTION: 30 W

COMPATIBLE WITH: Terasaki TemPower Type AT Low-Voltage Air Circuit Breaker, 630-4000 A & Hyundai Type HAT Low-Voltage Air Circuit Breaker, 630-5000 A

CONTROL/POWER SOURCE: RSO-IIID



## RSA-242

### SPECIFICATIONS

OPERATION: Charge/Close/Trip

WEIGHT: 19.0 lbs.

DIMENSIONS:\* 6.1" x 11.3" x 14.0"

POWER CONSUMPTION: 30 W

COMPATIBLE WITH: For ABB/SACE Novamax All

CONTROL/POWER SOURCE: RSO-IIID

FOR USE WITH:

**ABB/SACE**  
**Air Circuit Breaker**



Rotary Remote  
Racking Tools

Extractor Remote  
Racking Tools

## RSA-243

### SPECIFICATIONS

OPERATION: Close/Trip

WEIGHT: 9.6 lbs.

DIMENSIONS:\* 18.8" x 9.0" x 7.3"

POWER CONSUMPTION: 50 W

COMPATIBLE WITH: General Electric SE100CS, TE100CS Breaker Switch NEMA Type 4, 4X Enclosure. For use with General Electric TE-Series (TEB, TED, THED & TEC) Breakers and SE Series (SEDA, SEHA, SELA & SEPA) Breakers

CONTROL/POWER SOURCE: RSO-I AR

FOR USE WITH:

**General Electric**  
**Handle Operator**



Single-Use Remote  
Racking Tools

## RSA-243A

### SPECIFICATIONS

OPERATION: Close/Trip

WEIGHT: 11.5 lbs.

DIMENSIONS:\* 31.8" x 14.8" x 7.3"

POWER CONSUMPTION: 50 W

COMPATIBLE WITH: General Electric SG400CS Breaker Switch NEMA Type 4, 4X Enclosure. For use with General Electric Spectra G Series Breakers

CONTROL/POWER SOURCE: RSO-I AR

FOR USE WITH:

**General Electric**  
**Handle Operator**



Handheld  
Racking Tools

Remote Switch  
Operators,  
Actuators & Kits

## RSA-244

### SPECIFICATIONS

OPERATION: Close/Trip

WEIGHT: 23 lbs.

DIMENSIONS:\* 21" x 6.5" x 7"

POWER CONSUMPTION: 100 W

COMPATIBLE WITH: Motortronics  
Medium-Voltage Soft Starter,  
Overall Handle Length 7"

CONTROL/POWER SOURCE: RSO-I AR

FOR USE WITH:

**Motortronics**  
**Medium-Voltage Soft Starter**

\*All unit measurements are L x W x H



## RSA-244A

### SPECIFICATIONS

OPERATION: Close/Trip

WEIGHT: 24 lbs.

DIMENSIONS:\* 26" x 7" x 9.5"

POWER CONSUMPTION: 100 W

COMPATIBLE WITH: Motortronics Medium  
Voltage Soft Starter MVC Plus. Overall  
Handle Length 14.125"

CONTROL/POWER SOURCE: RSO-I AR

FOR USE WITH:

**Motortronics**  
**Medium-Voltage Soft Starter**



## RSA-247

### SPECIFICATIONS

OPERATION: Close/Trip

WEIGHT: 39.2 lbs.

DIMENSIONS:\* 23.1" x 23.0" x 12.5"

POWER CONSUMPTION: 200 W

COMPATIBLE WITH: Load Interrupter  
Switch

CONTROL/POWER SOURCE:  
RSO-I AR

FOR USE WITH:

**R & IE**  
**Load Interrupter Switch**





## RSA-248

### SPECIFICATIONS

OPERATION: Close/Trip

WEIGHT: 14 lbs.

DIMENSIONS:\* 12" x 14" x 8.5"

POWER CONSUMPTION: 50 W

COMPATIBLE WITH: ITE/Siemens Fusible Vacu-Break Switch Plugs 100-200A up to 600V AC. Includes RV463, RV464

CONTROL/POWER SOURCE: RSO-I AR

FOR USE WITH:

**ITE/Siemens  
Fusible Vacu-Break Switch Plugs**



Rotary Remote  
Racking Tools

Extractor Remote  
Racking Tools

## RSA-249

### SPECIFICATIONS

OPERATION: Charge/Close/Trip

WEIGHT: 14 lbs.

DIMENSIONS:\* (2) Piece Assembly  
Trip Assembly: 10.5" x 9" x 9.5"  
Charge/Close Assembly: 20" x 8" x 8"

POWER CONSUMPTION: 100 W

COMPATIBLE WITH: S&C Type MS Medium voltage Load interrupter switch

CONTROL/POWER SOURCE: RSO-IIID

FOR USE WITH:

**S&C  
Load Interrupter Switch**



Single-Use Remote  
Racking Tools

## RSA-250

### SPECIFICATIONS

OPERATION: Charge/Close/Trip

WEIGHT: 2.5 lbs.

DIMENSIONS:\* 8.7" x 9.2" x 9.7"

POWER CONSUMPTION: 45 W

COMPATIBLE WITH: Compact NS  
(Includes SF250, 15-250A)

CONTROL/POWER SOURCE:  
RSO-IIID

FOR USE WITH:

**Merlin Gerin  
Molded Case Circuit Breaker**



Handheld  
Racking Tools

Remote Switch  
Operators,  
Actuators & Kits

## RSA-251

FOR USE WITH:

**Schneider/Square D  
Handle Operator**

\*All unit measurements are L x W x H



### SPECIFICATIONS

OPERATION: Close/Trip

WEIGHT: 13.6 lbs.

DIMENSIONS: \* 5.0" x 10.6" x 7.5"

POWER CONSUMPTION: 50 W

COMPATIBLE WITH: Blockset Rotary  
Handle Actuator (Small)

CONTROL/POWER SOURCE:  
RSO-I AR



## RSA-252

FOR USE WITH:

**L&T  
Handle Operator**



### SPECIFICATIONS

OPERATION: Close/Trip

WEIGHT: 15.4 lbs.

DIMENSIONS: \* 10.8" x 7.7" x 8.4"

POWER CONSUMPTION: 30 W

COMPATIBLE WITH: DN2 MCCB  
Rotary Handle Actuator

CONTROL/POWER SOURCE:  
RSO-I AR



## RSA-252A

FOR USE WITH:

**L&T  
Handle Operator**



### SPECIFICATIONS

OPERATION: Close/Trip

WEIGHT: 15.9 lbs.

DIMENSIONS: \* 8.3" x 14.6" x 7.6"

POWER CONSUMPTION: 30 W

COMPATIBLE WITH: DSINE ROH DM  
Rotary Handle Actuator (Size 2)

CONTROL/POWER SOURCE:  
RSO-I AR



## RSA-254

FOR USE WITH:

**Siemens**  
**Insulated Case Circuit Breaker**

### SPECIFICATIONS

**OPERATION:** Charge/Close/Trip

**WEIGHT:** 20 lbs.

**DIMENSIONS:**\* 18" x 9.5" x 6"

**POWER CONSUMPTION:** 50 W

**COMPATIBLE WITH:** Siemens 3WN  
Insulated Case Circuit Breaker

**CONTROL/POWER SOURCE:** RSO-III D



Rotary Remote  
Racking Tools

Extractor Remote  
Racking Tools

## RSK-ABL1

FOR USE WITH:

**Allen-Bradley**  
**Motor Control Center**



### SPECIFICATIONS

**OPERATION:** On/Off MCC Handle Operator

**WEIGHT:** 8.1 lbs.

**DIMENSIONS:**\* 9.5 x 7.8 x 6.1"

**COMPATIBLE WITH:** Allen-Bradley  
CENTERLINE 2100 MCC with Small- and  
Medium-Size Handles (1-4)

**BATTERY SOURCE:** Li Metal Battery



Single-Use Remote  
Racking Tools

## RSK-ABL2

FOR USE WITH:

**Allen-Bradley**  
**Motor Control Center**



### SPECIFICATIONS

**OPERATION:** On/Off MCC Handle Operator

**WEIGHT:** 12.3 lbs.

**DIMENSIONS:**\* 12.5" x 9.4" x 3.6"

**COMPATIBLE WITH:** Allen-Bradley  
Centerline 2100 MAIN disconnect  
(Large Handle)

**BATTERY/POWER SOURCE:** Li Metal  
Battery



Handheld  
Racking Tools

Remote Switch  
Operators,  
Actuators & Kits

## RSK-ABL3

### SPECIFICATIONS

**OPERATION:** On/Off MCC Handle Operator  
**WEIGHT:** 11.9 lbs.

**DIMENSIONS:**\* 13.3" x 7.5" x 5.3"

**COMPATIBLE WITH:** Allen-Bradley  
CENTERLINE Medium-Voltage up to 400 A

**BATTERY/POWER SOURCE:** Li Metal  
Battery

FOR USE WITH:

**Allen-Bradley  
Motor Control Center**

\*All unit measurements are L x W x H



## RSK-AK11

### SPECIFICATIONS

**OPERATION:** Push-Button Close/Trip  
Operator

**WEIGHT:** 1.7 lbs.

**DIMENSIONS:**\* 7.8" x 2.3" x 4.5"

**COMPATIBLE WITH:** General Electric AKR-6,  
10D-30, 50 & AKR-4, 5-B-30, 50 (Recessed  
face, horizontal Close/Trip, may or may not  
have charging handle.) Requires bracket.

**BATTERY/POWER SOURCE:** AA Batteries

FOR USE WITH:

**General Electric  
Air Circuit Breaker**



## RSK-AK12

### SPECIFICATIONS

**OPERATION:** Push-Button Close/Trip  
Operator

**WEIGHT:** 2.5 lbs.

**DIMENSIONS:**\* 11.5" x 8.0" x 3.5"

**COMPATIBLE WITH:** General Electric AKR-  
6/10D-75/100 (protruding breaker face no  
charge handle verticle Close/Trip buttons)

**BATTERY/POWER SOURCE:** AA Batteries

FOR USE WITH:

**General Electric  
Air Circuit Breaker**





## RSK-AK13

### SPECIFICATIONS

**OPERATION:** Push-Button Close/Trip Operator

**WEIGHT:** 2.4 lbs.

**DIMENSIONS:\*** 7.3" x 7.6" x 5.1"

**COMPATIBLE WITH:** General Electric Type AK, 1600-3200 A (blue face with vertically aligned Close/Trip buttons)

**BATTERY/POWER SOURCE:** AA Batteries

FOR USE WITH:

**General Electric  
Air Circuit Breaker**



Rotary Remote  
Racking Tools

Extractor Remote  
Racking Tools

## RSK-AK14

### SPECIFICATIONS

**OPERATION:** Push-Button Close/Trip Operator

**WEIGHT:** 3.1 lbs.

**DIMENSIONS:\*** 8.8" x 4.8" x 6.5"

**COMPATIBLE WITH:** General Electric Type AKR, 800-2000 A (Includes AKR/AKRT/AKRU - 4A/4B/5A/5B-30/30H/50/50H)

**BATTERY/POWER SOURCE:** AA Batteries

FOR USE WITH:

**General Electric  
Air Circuit Breaker**



Single-Use Remote  
Racking Tools

## RSK-BBC5

### SPECIFICATIONS

**OPERATION:** Push-Button Close/Trip Operator

**WEIGHT:** 2.5 lbs.

**DIMENSIONS:\*** 5.5" x 1.7" x 4.0"

**COMPATIBLE WITH:** ABB/BBC/ITE LK25 2500 A

**BATTERY/POWER SOURCE:** AA Batteries

FOR USE WITH:

**ABB/BBC/ITE  
Air Circuit Breaker**



Handheld  
Racking Tools

Remote Switch  
Operators,  
Actuators & Kits

## RSK-BL30

### SPECIFICATIONS

**OPERATION:** Close/Trip Lever Operator

**WEIGHT:** 3.8 lbs.

**DIMENSIONS:**\* 8.0" x 7.5" x 3.5"

**COMPATIBLE WITH:** Siemens Molded Case Circuit Breaker - Type BL, BLH, Single Pole (10-70 A)

**BATTERY/POWER SOURCE:** AA Batteries

FOR USE WITH:

**Siemens  
Molded Case Circuit Breaker**

\*All unit measurements are L x W x H



## RSK-CHL1

### SPECIFICATIONS

**OPERATION:** On/Off MCC Handle Operator

**WEIGHT:** 7.4 lbs.

**DIMENSIONS:**\* 9.9" x 8.5" x 7.0"

**COMPATIBLE WITH:** Cutler-Hammer F2100, Advantage, Series 2100; Westinghouse 5 Star - Size 1-5 Motor Control Center (MCC) Bucket

**BATTERY/POWER SOURCE:** Li Metal Battery

FOR USE WITH:

**Cutler-Hammer/Westinghouse  
Motor Control Center**



## RSK-CS01

### SPECIFICATIONS

**OPERATION:** Close/Trip Control Switch Operator (for pistol-grip handles)

**WEIGHT:** 2.8 lbs.

**DIMENSIONS:**\* 7.5" x 4.8" x 4.3"

**COMPATIBLE WITH:** Electroswitch Series 24, 24P, General Electric SB, SBM, SB-1, SB-9, SB-10, Westinghouse Type W, Shallco Series 26

**BATTERY/POWER SOURCE:** AA Batteries

FOR USE WITH:

**Electroswitch/General Electric/  
Westinghouse/ITI/Shallco  
Control Switch**



## RSK-CS03

### SPECIFICATIONS

**OPERATION:** Close/Trip Control Switch Operator (for pistol-grip handles)

**WEIGHT:** 2.8 lbs.

**DIMENSIONS:**\* 7.5" x 6.3" x 5.0"

**COMPATIBLE WITH:** ITI Series 95 with Large Escutcheon Plate

**BATTERY/POWER SOURCE:** AA Batteries

FOR USE WITH:

**ITI Control Switch**



Rotary Remote Racking Tools

Extractor Remote Racking Tools

## RSK-CS04

### SPECIFICATIONS

**OPERATION:** Close/Trip Control Switch Operator (for pistol-grip handles)

**WEIGHT:** 2.7 lbs.

**DIMENSIONS:**\* 7.3" x 4.3" x 4.8"

**COMPATIBLE WITH:** GE SB-1, SB-9, SB-10, Westinghouse Type W

**BATTERY/POWER SOURCE:** AA Batteries

FOR USE WITH:

**General Electric/Westinghouse Control Switch**



Single-Use Remote Racking Tools

## RSK-CS05

### SPECIFICATIONS

**OPERATION:** Close/Trip Control Switch Operator (for pistol-grip handles)

**WEIGHT:** 1.9 lbs.

**DIMENSIONS:**\* 6.1" x 3.1" x 4.0"

**COMPATIBLE WITH:** Electroswitch Series 20 Control Switch

**BATTERY/POWER SOURCE:** AA Batteries

FOR USE WITH:

**Electroswitch Control Switch**



Handheld Racking Tools

Remote Switch Operators, Actuators & Kits

## RSK-CS06

### SPECIFICATIONS

**OPERATION:** Close/Trip Control Switch Operator (for pistol-grip handles)

**WEIGHT:** 2.7 lbs.

**DIMENSIONS:**\* 7.5" x 5.4" x 4.0"

**COMPATIBLE WITH:** Cutler-Hammer Control Switch Model L2R120CW

**BATTERY/POWER SOURCE:** AA Batteries

FOR USE WITH:

**Cutler-Hammer  
Control Switch**

\*All unit measurements are L x W x H



## RSK-CS07

### SPECIFICATIONS

**OPERATION:** Close/Trip Control Switch Operator (for pistol-grip handles)

**WEIGHT:** 2.7 lbs.

**DIMENSIONS:**\* 7.5" x 4.5" x 4.3"

**COMPATIBLE WITH:** Electroswitch Series 31 Control Switch - Common on Siemens RL Switchgear

**BATTERY/POWER SOURCE:** AA Batteries

FOR USE WITH:

**Electroswitch  
Control Switch**



## RSK-DS10

### SPECIFICATIONS

**OPERATION:** Push-Button Close/Trip Operator

**WEIGHT:** 4.1 lbs.

**DIMENSIONS:**\* 11.8" x 6.3" x 4.0"

**COMPATIBLE WITH:** Cutler-Hammer, Square D, Westinghouse DS - All

**BATTERY/POWER SOURCE:** AA Batteries

FOR USE WITH:

**Cutler-Hammer/Square D/  
Westinghouse  
Air Circuit Breaker**





## RSK-GEPB1

FOR USE WITH:

**General Electric  
Air Circuit Breaker**



### SPECIFICATIONS

OPERATION: Push-Button Close/Trip Operator

WEIGHT: 3.7 lbs.

DIMENSIONS:\* 8.8" x 7.0" x 4.8"

COMPATIBLE WITH: Power Break (with Close button on upper right side of charging handle)

BATTERY/POWER SOURCE: AA Batteries



Rotary Remote  
Racking Tools

Extractor Remote  
Racking Tools

## RSK-GEPB1E

FOR USE WITH:

**General Electric  
Air Circuit Breaker**



### SPECIFICATIONS

OPERATION: Push-Button Close/Trip Operator

WEIGHT: 3.6 lbs.

DIMENSIONS:\* 8.8" x 7.0" x 4.8"

COMPATIBLE WITH: Power Break (with Close button in top center of breaker above charging handle)

BATTERY/POWER SOURCE: AA Batteries



Single-Use Remote  
Racking Tools

## RSK-GEPB1L

FOR USE WITH:

**General Electric  
Air Circuit Breaker**



### SPECIFICATIONS

OPERATION: Push-Button Close/Trip Operator

WEIGHT: 3.5 lbs.

DIMENSIONS:\* 8.8" x 7.0" x 4.8"

COMPATIBLE WITH: Power Break (with Close button on left side of charging handle)

BATTERY/POWER SOURCE: AA Batteries



Handheld  
Racking Tools

Remote Switch  
Operators,  
Actuators & Kits

## RSK-GEPB2

FOR USE WITH:

**General Electric  
Air Circuit Breaker**

\*All unit measurements are L x W x H



### SPECIFICATIONS

**OPERATION:** Push-Button Close/Trip Operator

**WEIGHT:** 1.9 lbs.

**DIMENSIONS:**\* 7.3" x 3.0" x 7.0"

**COMPATIBLE WITH:** Power Break II

**BATTERY/POWER SOURCE:** AA Batteries



## RSK-K15

FOR USE WITH:

**ABB/BBC/ITE  
Air Circuit Breaker**



### SPECIFICATIONS

**OPERATION:** Push-Button Close/  
Trip Operator

**WEIGHT:** 3.2 lbs.

**DIMENSIONS:**\* 14.1" x 7.3" x 6.8"

**COMPATIBLE WITH:** ABB/BBC/  
ITE K-Line (2000 A & below,  
Electrically Operated)

**BATTERY/POWER SOURCE:**  
AA Batteries



## RSK-K20

FOR USE WITH:

**ABB/BBC/ITE  
Air Circuit Breaker**



### SPECIFICATIONS

**OPERATION:** Push-Button Close/Trip Operator

**WEIGHT:** 5.5 lbs.

**DIMENSIONS:**\* 15.5 x 8.8 x 7.3"

**COMPATIBLE WITH:** ABB/BBC/ITE  
K-Line (3000 A & above, Electrically  
Operated)

**BATTERY/POWER SOURCE:**  
AA Batteries



## RSK-LA12

FOR USE WITH:

**Allis-Chalmers/Siemens-Allis  
Air Circuit Breaker**



### SPECIFICATIONS

**OPERATION:** Push-Button Close/Trip Operator

**WEIGHT:** 4.4 lbs.

**DIMENSIONS:**\* 14.8" x 3.6" x 5.6"

**COMPATIBLE WITH:** Type LA, LAF, 1600-2000 A (includes LA, LAF - 1600, 1600 A, 1600 AF, 1600B, 2000, 2000 A)

**BATTERY/POWER SOURCE:**  
AA Batteries



Rotary Remote  
Racking Tools

Extractor Remote  
Racking Tools

## RSK-MDS30

FOR USE WITH:

**Cutler-Hammer/Eaton  
Insulated Case Circuit Breaker**



### SPECIFICATIONS

**OPERATION:** Push-Button Close/Trip Operator

**WEIGHT:** 4.7 lbs.

**DIMENSIONS:**\* 17.8" x 9.5" x 6.5"

**COMPATIBLE WITH:** Cutler-Hammer/Eaton  
Magnum DS, SB (Door Closed, 800-4000 A)

**BATTERY/POWER SOURCE:** AA Batteries



Single-Use Remote  
Racking Tools

## RSK-NT20

FOR USE WITH:

**Merlin Gerin/Square D  
Insulated Case Circuit Breaker**



### SPECIFICATIONS

**OPERATION:** Push-Button Close/Trip Operator

**WEIGHT:** 4.6 lbs.

**DIMENSIONS:**\* 17.5" x 7.8" x 6.8"

**COMPATIBLE WITH:** Merlin Gerin, Square D  
Masterpact NT - All

**BATTERY/POWER SOURCE:** AA Batteries



Handheld  
Racking Tools

Remote Switch  
Operators,  
Actuators & Kits



## RSK-NW20

FOR USE WITH:

**Merlin Gerin/Square D  
Insulated Case Circuit Breaker**

\*All unit measurements are L x W x H



### SPECIFICATIONS

**OPERATION:** Push-Button Close/  
Trip Operator

**WEIGHT:** 5.3 lbs.

**DIMENSIONS:**\* 18.0" x 8.0" x 7.8"

**COMPATIBLE WITH:** Merlin Gerin,  
Square D Masterpact NW - All

**BATTERY/POWER SOURCE:** AA Batteries



## RSK-P11

FOR USE WITH:

**Square D  
Molded Case Circuit Breaker**



### SPECIFICATIONS

**OPERATION:** On/Off Rotating  
Handle Operator

**WEIGHT:** 13.0 lbs.

**DIMENSIONS:**\* 15.3" x 14.2" x 8.4"

**COMPATIBLE WITH:** Square D  
Molded Case Circuit Breaker  
(MCCB) - P Frame (600-2500 A,  
Flush Mounted, includes PA, PH,  
PY, PC, PI, PE, PX)

**BATTERY/POWER SOURCE:** Li  
Metal Battery



## RSK-PB16

FOR USE WITH:

**Various**



### SPECIFICATIONS

**OPERATION:** Single Function Push-  
Button Operator

**WEIGHT:** 2.7 lbs.

**DIMENSIONS:**\* 8.0" x 2.5" x 4.5"

**COMPATIBLE WITH:** Miscellaneous Single  
Push Buttons

**BATTERY/POWER SOURCE:**  
AA Batteries





## RSK-RL12

FOR USE WITH:  
**Siemens-Allis/Siemens  
Air Circuit Breaker**



### SPECIFICATIONS

**OPERATION:** Push-Button Close/Trip Operator

**WEIGHT:** 6.5 lbs.

**DIMENSIONS:**\* 11.3" x 5.5" x 5.6"

**COMPATIBLE WITH:** Type RL, RLE, RLF, 3200-5000 A (includes RL, RLE, RLF - 3200, 4000, 5000)

**BATTERY/POWER SOURCE:**  
AA Batteries



Rotary Remote  
Racking Tools

Extractor Remote  
Racking Tools

## RSK-SACE1

FOR USE WITH:  
**ABB/SACE  
Air Circuit Breaker**



### SPECIFICATIONS

**OPERATION:** Push-Button Close/Trip Operator

**WEIGHT:** 1.1 lbs.

**DIMENSIONS:**\* 4.5" x 3.0" x 5.0"

**COMPATIBLE WITH:** ABB/SACE Type E3S-A

**BATTERY/POWER SOURCE:** AA Batteries



Single-Use Remote  
Racking Tools

## RSK-SACE2

FOR USE WITH:  
**ABB/SACE  
Air Circuit Breaker**



### SPECIFICATIONS

**OPERATION:** Push-Button Close/Trip Operator

**WEIGHT:** 1.5 lbs.

**DIMENSIONS:**\* 3.8" x 3.3" x 4.5"

**COMPATIBLE WITH:** ABB/SACE Type S 1600

**BATTERY/POWER SOURCE:** AA Batteries



Handheld  
Racking Tools

Remote Switch  
Operators,  
Actuators & Kits

## RSK-SBH2

### SPECIFICATIONS

**OPERATION:** Push-Button Close/Trip Operator

**WEIGHT:** 4.4 lbs.

**DIMENSIONS:**\* 13.0" x 8.0" x 7.0"

**COMPATIBLE WITH:** SB, SBA, SBS (includes all; Trip Button Lower Right, Close Button Upper Left)

**BATTERY/POWER SOURCE:** AA Batteries

FOR USE WITH:

**Siemens  
Insulated Case Circuit Breaker**

\*All unit measurements are L x W x H



## RSK-SDL6

### SPECIFICATIONS

**OPERATION:** On/Off MCC Handle Operator

**WEIGHT:** 8.5 lbs.

**DIMENSIONS:**\* 9.9" x 5.8" x 6.3"

**COMPATIBLE WITH:** Schneider/Square D MCCs installed through 2006 with a 4.5" handle

**BATTERY/POWER SOURCE:** Li Metal Battery

FOR USE WITH:

**Schneider/Square D  
Motor Control Center**



## RSK-SDL6C

### SPECIFICATIONS

**OPERATION:** On/Off MCC Handle Operator

**WEIGHT:** 8.5 lbs.

**DIMENSIONS:**\* 9.9" x 5.8" x 6.3"

**COMPATIBLE WITH:** For Schneider/Square-D Model 6 MCCs purchased after 2006 with a 4" operating handle. Will fit Model 6 MCC featuring closed-door racking (CDR) option introduced by Schneider Electric/Square D in 2017.

**BATTERY/POWER SOURCE:** Li Metal Battery

FOR USE WITH:

**Schneider/Square D  
Motor Control Center**



## RSK-SE06

FOR USE WITH:

**Square D  
Insulated Case Circuit Breaker**



### SPECIFICATIONS

**OPERATION:** Push-Button Close/Trip Operator

**WEIGHT:** 4.3 lbs.

**DIMENSIONS:**\* 17.5" x 9.5" x 7.3"

**COMPATIBLE WITH:** Square D SE Series - All

**BATTERY/POWER SOURCE:** AA Batteries



Rotary Remote  
Racking Tools

Extractor Remote  
Racking Tools

## RSK-SPB1

FOR USE WITH:

**Westinghouse/  
Cutler-Hammer/Eaton  
Insulated Case Circuit Breaker**



### SPECIFICATIONS

**OPERATION:** Push-Button Close/Trip Operator

**WEIGHT:** 3.7 lbs.

**DIMENSIONS:**\* 16.3" x 4.8" x 7.3"

**COMPATIBLE WITH:** Westinghouse, Cutler-Hammer, Eaton - Type SPB Systems Pow-R Breaker: 250-3000 A (includes SPB-50, SPB-65, SPB-100, SPB-150)

**BATTERY/POWER SOURCE:** AA Batteries



Single-Use Remote  
Racking Tools

## RSK-SPB2

FOR USE WITH:

**Westinghouse/Cutler-Hammer/  
Eaton  
Insulated Case Circuit Breaker**



### SPECIFICATIONS

**OPERATION:** Push-Button Close/Trip Operator

**WEIGHT:** 3.9 lbs.

**DIMENSIONS:**\* 18.4" x 4.8" x 6.8"

**COMPATIBLE WITH:** Westinghouse, Cutler-Hammer, Eaton - Type SPB Systems Pow-R Breaker: 250-3000 A (includes SPB-50, SPB-65, SPB-100, SPB-150)

**BATTERY/POWER SOURCE:** AA Batteries



Handheld  
Racking Tools

Remote Switch  
Operators,  
Actuators & Kits



## RSK-WAV21

FOR USE WITH:

**General Electric  
Air Circuit Breaker**

\*All unit measurements are L x W x H



### SPECIFICATIONS

**OPERATION:** Push-Button Close/Trip Operator

**WEIGHT:** 5.1 lbs.

**DIMENSIONS:**\* 16.9" x 6.5" x 7.0"

**COMPATIBLE WITH:** WavePro, 800-2000 A (WPS, WPH, WPX - 08, 16, 20) & EntelliGuard, 800-2000 A (EGS, EGH, EGX - 08, 16, 20)

**BATTERY/POWER SOURCE:** AA Batteries



## RSK-WL01

FOR USE WITH:

**Siemens  
Air Circuit Breaker**



### SPECIFICATIONS

**OPERATION:** Push-Button Close/Trip Operator

**WEIGHT:** 5.4 lbs.

**DIMENSIONS:**\* 17.8" x 6.9" x 6.8"

**COMPATIBLE WITH:** Type WL, 800-6000 A (includes WLS, WLL, WLC)

**BATTERY/POWER SOURCE:** AA Batteries



## RSK-WL01R

FOR USE WITH:

**Siemens  
Air Circuit Breaker**



### SPECIFICATIONS

**OPERATION:** Push-Button Close/Trip Operator

**WEIGHT:** 5.0 lbs.

**DIMENSIONS:**\* 15.0" x 11.0" x 7.0"

**COMPATIBLE WITH:** Type WL, 800-6000 A (includes WLS, WLL, WLC) with Siemens Racking Rails

**BATTERY/POWER SOURCE:** AA Batteries





## Arc-Flash Safety Information

Every day in the U.S., as many as 10 injuries requiring hospitalization are attributed to arc-flash incidents. With the increase in awareness of the severity and frequency of electrical arc-flash hazards, the Occupational Safety and Health Administration (OSHA) realized the need to provide more direction and regulation to its general language.

The result is a final rule to 29 CFR 1910.269, the Electrical Power Generation, Transmission, and Distribution Standard. This is the first time OSHA has mandated specific arc-flash related requirements that go beyond general hazard awareness and also set mandatory compliance deadlines.

At **CBS ArcSafe**, safety of our customers' electrical workers is our top priority. That's why we designed our remote racking systems to reduce the need for full-body arc-flash hazard suits. As the leader in the design and manufacture of various styles of remote operation equipment, **CBS ArcSafe** is dedicated to increasing arc-flash safety for electrical workers worldwide.

## Want a Demo? We'll Come to You!

**CBS ArcSafe** can bring a demonstration of our remote racking and switching equipment directly to your doorstep. We'll bring our fleet with gear, so you can see firsthand how our products protect technicians from arc-flash danger when they are installing or removing breakers.

Contact us at **877-4-SAFETY** or **info@CBSArcSafe.com** to schedule a demo at your site.



Rotary Remote Racking Tools

Extractor Remote Racking Tools

Single-Use Remote Racking Tools

Handheld Racking Tools

Remote Switch Operators, Actuators & Kits

## Comparisons by Industry

### Self-Supported Remote Racking Systems

#### CBS ArcSafe

RRS-1



RRS-4



RRS-2



#### SPECIFICATIONS

	RRS-1	RRS-4	RRS-2
Rotary/Extractor	Rotary		Extractor <sup>1</sup>
Universal <sup>2</sup>	Yes		Yes
Mounting Method	Current Monitoring	Current Monitoring/ Turn Counting	Current Monitoring
Requires Modification	No		
Weight <sup>3</sup>	180 lbs.	190 lbs.	140 lbs.
Dimensions (H x W x D)	74" x 26" x 38"		
Hardwired Operating Distance	35 ft. (available up to 105 ft. with additional cable extensions)		
User Interface	Membrane Panel with LCD Display	Monochrome Touch Screen	Membrane Panel with LCD Display
Customizable Racking Profile	Yes		
Adjustable Torque Limiting	Yes		—
Operational Feedback	Yes		
Power System	24 V DC Battery-Powered System with 120/240 V AC Battery Charger/Power Supply		
Racking Height (Min/Max)	2"/68" (86") <sup>6</sup>		—

#### OPTIONAL ACCESSORIES

Remote Video	Yes		
Wireless Operation	Yes		
Tilt Switch	Yes		
Motorized Height Adjustment	Yes	—	
LED Light	Yes		
Magne-Blast Integration	Yes	—	
Jog Control	Yes		
Casters	Yes		
Pneumatic Tires	Yes		

#### PRICING

Base Price	Contact CBS ArcSafe Representative for Pricing Details		
Setup/Training	Included in Base Price		
Control Replacement	Kit <sup>7</sup>	Kit <sup>7</sup>	Kit <sup>7</sup>
Control Reprogram	—	—	—

#### LISTINGS

UL (US & Canada)	Yes		
CE <sup>8</sup>	No		

Note 1: CBS ArcSafe® defines "extractor" styles of switchgear as those that require any operation other than rotary motion to rack.

Note 2: All self-supported remote racking systems will require some form of application-specific tooling.

Note 3: All weights listed are for standard equipment and do not include additional options or tooling.

Note 4: Longer lengths are available.

## Comparisons by Industry

### Self-Supported Remote Racking Systems

	Eaton			Siemens	inoLECT
	RPR-2 Low Profile	RPR-2 Med. Profile	RPR-2 Universal	SARRACS	inoRAC
<b>SPECIFICATIONS</b>					
Rotary/Extractor	Rotary			Rotary	Rotary/Lever
Universal <sup>2</sup>	Yes			Yes	Yes
Mounting Method	Turn Counting			Turn Counting	—
Requires Modification	No			No	No
Weight <sup>3</sup>	300 lbs.	310 lbs.	315 lbs.	230 lbs.	250 lbs.
Dimensions (H x W x D)	68" x 28" x 29"	88" x 28" x 29"	100" x 28" x 29"	—	62" x 26" x 42"
Hardwired Operating Distance	25 ft.			75 ft.	75 ft. <sup>4</sup>
User Interface	Membrane Panel with LCD Display			Monochrome Touch Screen	Color Touch Screen
Customizable Racking Profile	No			No	—
Adjustable Torque Limiting	Yes <sup>5</sup>			No	—
Operational Feedback	Yes			Yes	Yes
Power System	120 V AC System with UPS Battery Backup			120 V AC System	120 V AC System
Racking Height (Min/Max)	4.875"/48"	4.875"/68"	4.875"/81"	—	—
<b>OPTIONAL ACCESSORIES</b>					
Remote Video	No			No	No
Wireless Operation	No			No	No
Tilt Switch	No			No	No
Motorized Height Adjustment	No			Standard	Standard
LED Light	No			No	No
Magne-Blast Integration	No			No	No
Jog Control	No			No	No
Casters	Standard			Standard	Standard
Pneumatic Tires	No			Standard	Standard
<b>PRICING</b>					
Base Price	—			—	—
Setup/Training	—			—	—
Control Replacement	—			—	—
Control Reprogram	—			—	—
<b>LISTINGS</b>					
UL (US & Canada)	Yes			—	—
CE <sup>8</sup>	No			—	—

Note 5: Requires disassembly of the torque-limiting system and specialized tools to adjust to the desired torque value.

Note 6: Minimum height is attained by tilting the angle of the drive head down 30° and using a universal joint. RRS-1 maximum racking height is upgraded from 68" to 86" when equipped with the High Lift option.

Note 7: CBS ArcSafe® offers spare parts kits that contain the majority of electrical components for each specific RRS system.

Note 8: CE is not a safety certification mark and is generally based on self-declaration rather than third-party certification; it is required on products in the EEA to facilitate trade among the member countries.

Rotary Remote Racking Tools

Extractor Remote Racking Tools

Single-Use Remote Racking Tools

Handheld Racking Tools

Remote Switch Operators, Actuators & Kits







Headquartered in Addison, TX, Group CBS includes affiliated electrical equipment, service, and engineering companies throughout the U.S., UK, Middle East, and Pacific Rim, providing premier products and services to the industrial, utility, electrical distribution, and repair markets worldwide.  
 972-250-2500 | [GroupCBS.com](http://GroupCBS.com)

## AFFILIATES DIRECTORY

### Advanced Electrical & Motor Controls Inc. | [AEAMC.com](http://AEAMC.com)

Advanced Electrical & Motor Controls is a certified UL508A industrial control panel builder and specialist in the sales and service of insulated case circuit breakers, molded case circuit breakers, bolted pressure switches, panelboards, switchboards, motor controls, bus plugs, bus ducts, and renewal and replacement parts.

Irving, TX – Ph: 800-289-2757 | Elgin, IL – Ph: 847-741-4638

### CBS Nuclear Services, Inc. | [CBSNuclear.com](http://CBSNuclear.com)

Specializes in shop and on-site field servicing of Class 1E safety-related low- and medium-voltage switchgear and circuit breakers. Also services industrial and non-nuclear-related circuit breakers and related switchgear and substations.

Matthews, NC – Ph: 704-882-1875

### Circuit Breaker Analyzer, Inc. | [CBAnalyzer.com](http://CBAnalyzer.com)

Providing new circuit breaker testing methods that utilize vibration analysis combined with internet data transfer and sophisticated condition-based analysis to determine the condition of all types of circuit breakers.

Farmers Branch, TX – Ph: 972-290-0074

### Circuit Breaker Sales Co., Inc. | [CircuitBreaker.com](http://CircuitBreaker.com)

World's largest inventory of low- and medium-voltage circuit breakers and parts. Also offers CBS MagVac magnetic latching medium-voltage breakers and Tough Duty Power/Vac® roll-in replacement breakers. Regional service centers provide repair, remanufacture, upgrade, and life extension of electrical equipment, in addition to preventive maintenance and emergency on-call services.

**HEADQUARTERS:** Gainesville, TX – Ph: 800-232-5809

#### REGIONAL SERVICE CENTERS:

Chicago Service Center Rockford, IL – Ph: 800-232-5809	Midwest Service Center Crown Point, IN – Ph: 219-213-2095
Detroit Apparatus Service Center Detroit, MI – Ph: 734-357-8005	St. Louis Service Center Pinckneyville, IL – Ph: 618-357-6300
Florida Service Center Lakeland, FL – Ph: 863-646-5099	

### Circuit Breaker Sales & Repair, Inc. | [CBSalesAndRepair.com](http://CBSalesAndRepair.com)

Servicing the Gulf Coast with shop and field service, as well as repair, upgrade, reconditioning, life extension, and replacement of industrial electrical equipment.

La Porte, TX – Ph: 281-479-4555 | Gonzales, LA – Ph: 225-673-2278

### Circuit Breaker Sales NE, Inc. | [CircuitBreakerSalesNE.com](http://CircuitBreakerSalesNE.com)

A leader in providing power distribution products and services, specializing in life-extension services and offering an expansive inventory of new, surplus, and reconditioned circuit breakers, switchgear, motor controls, transformers, and other power apparatus.

Boston, MA – Ph: 781-438-7770 | Seymour, CT – Ph: 203-888-7500

Johnstown, PA – Ph: 814-254-4457

### Circuit Breaker Store, Inc. | [CBSStore.com](http://CBSStore.com)

Your online source for all Group CBS products; a powerful solutions provider with a specialty vendor network that can supply factory new, surplus new, and reconditioned circuit breakers, electrical distribution, control equipment, parts, and remote racking equipment.

Gainesville, TX – Ph: 855-227-8673

### Solid State Exchange & Repair, Inc. | [SolidStateRepair.com](http://SolidStateRepair.com)

Quality, reliable, on-time service and support for all brands and types of solid state power electronics, including circuit breaker trip devices, protective relays, motor overload relays, and rating plugs.

Denton, TX – Ph: 877-TRIP-FIX (874-7349)

### Transformer Sales Co. | [CBSales.com/transformers/index.htm](http://CBSales.com/transformers/index.htm)

Offers a complete line of new, surplus, and reconditioned dry-type, cast-coil, and liquid-filled power transformers from 1000 to 5000 kVA with primary voltages from 2400 V to 34.5 kV.

Gainesville, TX – Ph: 940-665-4484

### Vacuum Interrupters, Inc. | [VacuumInterruptersInc.com](http://VacuumInterruptersInc.com)

Provides replacement vacuum interrupters, MAC-TS4 predictive vacuum interrupter and CBT-1201 for circuit breaker test sets, and new replacement encapsulated poles for Power/Vac® circuit breakers.

Farmers Branch, TX – Ph: 214-442-5877 | Denton, TX – VI Manufacturing

### Western Electrical Services, Inc. | [WesternElectricalServices.com](http://WesternElectricalServices.com)

Serving the Western U.S. with on-site electrical testing and maintenance, electrical engineering studies, and sales, repair, upgrade, and life-extension services for circuit breakers, switchgear, motor controls, and transformers. Also custom manufacturing of engineered and reversed-engineered parts.

**HEADQUARTERS:** Phoenix, AZ – Ph: 888-395-2021

#### REGIONAL SERVICE CENTERS:

Sumner, WA	Reno, NV
Salt Lake City, UT	Vancouver, WA

# CBS ArcSafe®

A Group CBS Company

2616 Sirius Road | Denton, TX 76208

4782 Chimney Drive | Charleston, WV 25302

Ph: 877-4-SAFETY | Fax: 940-382-9435 | [info@CBSArcSafe.com](mailto:info@CBSArcSafe.com)

[CBSArcSafe.com](http://CBSArcSafe.com)