



DB BR 187



Contents

[1. Rolling Stock](#)

[1.1 DB BR 187](#)

[1.2 Hopper Eanos x052](#)

[1.3 Habbins Wagon](#)

[1.4 Hopper Kkt](#)

[1.5 Hopper Ktmm](#)

[1.6 Van Shimmns](#)

[1.7 Van Shimmns Grey](#)

[1.8 Van Shimmns Yellow](#)

[2. Driving the DB BR 187](#)

[2.1 Cab Controls](#)

[2.2 Keyboard Guide](#)

[3. Scenarios](#)

[3.1 Career Scenarios](#)

[4. Acknowledgements](#)

Whilst we do our utmost to reproduce sounds that are accurate and true-to-life, sometimes these sounds may not completely tally with the user's expectation. Due to the nature of the simulation, it is often not possible to reproduce a completely accurate soundscape for a variety of reasons such as limitations with our current technology and occasional inability to gain meaningful access to the locomotives being created. You should therefore regard the audio reproduction for our locomotives as authentic interpretations rather than perfect recreations.

1 Rolling Stock

1.1 DB BR 187



1.2 Hopper Eanos x052



1.3 Habbins Wagon



1.4 Hopper Kkt




1.5 Hopper Ktmm



1.6 Van Shimmns



1.7 Van Shimmns Grey




1.8 Van Shimmns Yellow




2 Driving the DB BR 187

Cab Controls



1	Lights
2	Cab Light
3	Train Brake
4	Reverser Forward
5	Reverser Neutral
6	Reverser Backward
7	Independent Brake
8	Wiper Control
9	Horn



1	Emergency Brake
2	PZB Override
3	PZB Free
4	PZB Acknowledge
5	Pantograph
6	Circuit Breaker
7	AFB
8	Power Lever
9	Sander
10	Handbrake

DB BR 187 Keyboard Guide

Action	Key	Key
Headlights	H	Shift + H
Wipers	V	Shift + V
Emergency Brake	Backspace	
Reverser	W	S
Power Lever / Throttle	A	D
AFB	Y	C
Train Brake	;	'
Handbrake	/	
PZB Override	Delete	
PZB Free	End	
PZB Acknowledge	Page Down	
Sander	X	
Horn	Spacebar	
Pantograph	P	
Bell	B	
Sifa	Shift + Numpad Enter	
Sifa Reset	Numpad Enter	
Acknowledge	Q	
PZB	Ctrl + Numpad Enter	Shift + Control + Numpad Enter
LZB	Shift + Control + Numpad Add	
LZB Auto	Control + Numpad Add	
Dynamic Brake	,	.
Independent Brake	[]
Engine Startup/Shutdown	Z	
Cab Light Switch	L	
Instrument Lights	I	
Destination Board	Control + 5	Control + 6

3 Scenarios

Career Scenarios

- **01 - [BR 187] Coils for Karlsruhe**

This is an early start to take a heavy trainload of steel coils from Offenburg to Karlsruhe, to be distributed amongst the several car manufacturers based in this industrial city. Your BR 187 locomotive has just been released from maintenance and a Traffic Inspector will be travelling with you to check her performance.

Duration: 74 Minutes

Difficulty : Very Hard

- **02 - [BR 187] From Karlsruhe to the World**

The car manufacturing plants around Karlsruhe convert steel coils into car parts which, when put together, make some of the finest examples of the World's automobile industry. Today you are in charge of a train full of car parts for export, running from Karlsruhe Freight Terminal to Kehl, from where the train will be split and the wagons will go all over Europe and beyond. It's a heavy but very delicate train. Use your best driving skills to deliver it safely!

Duration: 69 Minutes

Difficulty : Easy

- **03 - [BR 187] Open all hours**

You are the stand-by Driver at Karlsruhe Freight Yard. All going well these shifts go unnoticed and the stand-by driver spends most of his time at the Staff room watching the trains go by. Unfortunately, a container train known as the 'Offenburg Return Boxes' has suffered an engine failure at Rastatt and the Driver has run out of driving hours to complete the first leg of his journey, so he's taken his compulsory rest until the problem is sorted and he can resume duty by taking the train back to Offenburg. On top of this, a signal failure has brought all traffic running via the Muggensturm route to a standstill, so this is not going to be easy at all! Good luck!

Duration: 68 Minutes

Difficulty : Hard

4 Acknowledgements

Francesc Sabate Villaret

Scenario Builder

Ricardo Rivera

DB BR 187

Dovetail Games Beta Testing Team

©2022 Dovetail Games (“DTG”), a trading name of RailSimulator.com Limited. "Dovetail Games", "RailSimulator.com" and the "Dovetail Games Train Simulator" logo are trademarks or registered trademarks of DTG. All other copyrights or trademarks are the property of their respective owners. All rights reserved.

