

MOTORCYCLE TYRE GUIDE 2019



POWER IS NOTHING WITHOUT CONTROL

NEW DIABLO ROSSO™ CORSA II.

FOLLOW YOUR LEANINGS.

From the world of racing, Pirelli's first multi-compound front tyre for sports and naked bikes is born. Dual Compound front and triple compound rear. Innovative profile. Racing derived tread pattern. Designed for maximum grip and ultimate performance. Diablo Rosso™ Corsa II. Control your Path.


Ride responsibly.



DIABLO
ROSSO™ CORSA II



POWER IS NOTHING WITHOUT CONTROL

 Is a trademark and it is the distinctive sign of the tread pattern of Pirelli DIABLO ROSSO™ CORSA II tyres.

TYRE RANGE

RACING

RACE TRACK	8 - 11
------------	--------

STREET

SUPERSPORT	14 - 15
------------	---------

SPORT	16 - 19
-------	---------

SPORT TOURING	21 - 26
---------------	---------

CRUISER	27 - 30
---------	---------

URBAN	31
-------	----

ON/OFF-ROAD (Adventure/Dual Purpose)

ENDURO STREET	34 - 35
---------------	---------

ENDURO ON/OFF	36 - 37
---------------	---------

RALLY	38
-------	----

OFF-ROAD

ENDURO COMPETITION	42
--------------------	----

MOTOCROSS	43 - 45
-----------	---------

CROSS COUNTRY	46 - 47
---------------	---------

TRIAL	48
-------	----

MOUSSE

49

SCOOTER

SPORT	52; 54
-------	--------

URBAN	53; 55 - 57
-------	-------------

ON/OFF	58 - 59
--------	---------

TUBES	60
-------	----

FITMENT / TECHNICAL DATA

Motorcycle Fitment	63
--------------------	----

Technical Data	240 - 249
----------------	-----------

Comparative Chart	250
-------------------	-----

Load Capacity Charts	251
----------------------	-----

Load index and speed index	252
----------------------------	-----

Technical guide/instruction	253 - 254
-----------------------------	-----------

Storage instruction	255
---------------------	-----

The Motorcycle Tyre	256
---------------------	-----

Tyre Marking	257
--------------	-----

Footnotes	last page
-----------	-----------

Follow Pirelli Moto on:



Safety Warning!

Improper use may be dangerous. Always follow tyre manufacturer's instructions. The tyres presented are for use only on vehicles for which "motorcycle tyres" were originally specified by the manufacturer. Any other use could be dangerous.

Technical details are subject to changes. Although every care has been taken with the production of this leaflet and the information herein PIRELLI accepts no liability for loss or damage resulting from errors or omissions.

With this edition all previous editions become void.

RACING

NEW SIZES




DIABLO™ SUPERBIKE

NEW SIZES



DIABLO™ WET

NEW PRODUCT



DIABLO™ RAIN



DIABLO™ SUPERCORSA SC

PAGE 7-11

RACE TRACK

NEW PRODUCT



DIABLO™ SUPERCORSA SP

NEW SIZES



DIABLO ROSSO™ CORSA II

SUPERSPORT

NEW SIZES



DIABLO ROSSO™ III

NEW SIZES



DIABLO ROSSO™ II



DIABLO™

NEW SIZES



PHANTOM™ SPORTSCAMP

SPORT

NEW PRODUCT



ANGEL™ GT II



ANGEL™ GT



ANGEL™ ST



ANGEL™ City



SPORT DEMON™



MT 75™

SPORT TOURING

NEW SIZES



NIGHT DRAGON™



ROUTE MT 66™



CITY DEMON™



MANDRAKE™ MT 15

CRUISER

URBAN

PAGE 13-31

STREET

NEW SIZES



DIABLO™ ROSSO SCOOTER



SL 36 SINERGY™

SPORT

NEW SIZES



ANGEL™ SCOOTER



SC 30™

URBAN



SL 26™

SCOOTER



SL 38™ UNICO



ML 12™



ML 75™



MANDRAKE™ MT 15

URBAN



SL 60™



SL 90™

ON/OFF

PAGE 51-59



is a trademark of Pirelli Tyre S.p.A.

ON/OFF-ROAD (Adventure/Dual Purpose)



SCORPION™ TRAIL II



SCORPION™ TRAIL

ENDURO STREET



MT 60™ RS



MT 60™



SCORPION™ MT 90 A/T



SCORPION™ RALLY STR

ENDURO ON/OFF



SCORPION™ RALLY



MT 21™ RALLYCROSS

RALLY

PAGE 33-38

OFF-ROAD



SCORPION™ PRO F.I.M.

ENDURO COMPETITION



SCORPION™ MX SOFT



SCORPION™ MX32™* MID SOFT

MOTOCROSS



SCORPION™ MX32™ MID HARD



SCORPION™ MX HARD



SCORPION™ MX EXTRA X



SCORPION™ MX EXTRA J

MOTOCROSS



SCORPION™ XC MID SOFT



SCORPION™ XC MID HARD



MT 16™ GARACROSS

CROSS COUNTRY



MT 43™ PRO TRIAL

TRIAL

PAGE 39-48

ACCESSORIES




MOUSSE - GEL

PAGE 49



TUBES

PAGE 60

(*) SCORPION, , MX32 are trademarks of Pirelli Tyre S.p.A.

“WE SELL WHAT WE RACE, WE RACE WHAT WE SELL”

SBK 
TOP SPONSOR

National Road Racing 2018

 **FRANCE**
1°, 2°, 3° SBK - 1° SSP

 **ITALY (CIV)**
1°, 2°, 3° SBK

 **AUSTRIA (IOEM)**
3° SBK - 1°, 2°, 3° SST 600

 **NEW ZEALAND**
1°, 2°, 3° SBK - 1°, 2°, 3° SSP 600

 **USA**
1° in several Classes and Series

 **ALPE ADRIA**
1° STK 600 - 1° STK 1000 - 1° SSP 300

 **GERMANY (IRRC)**
2° SBK - 1°, 3° SSP

 **SWITZERLAND (FMS)**
1°, 2°, 3° SBK - 1°, 2°, 3° SST 1000 - 1°, 2° SSP

 **AUSTRALIA (ASBK)**
1°, 2°, 3° SBK - 1°, 2°, 3° SSP 600

Endurance 2018

 **24H LE MANS**
3° EWC - 1° Stock

 **8H Oschersleben**
2° EWC

 **BOL D'OR**
3° EWC, 1° - 3° Stock

Official Tyre supplier for

- **INTERNATIONAL:** WORLD SUPERBIKE - WORLD SUPERSPORT - STOCK 1000 CUP - SUPERSPORT 300
- **GREAT BRITAIN:** BSB SUPERBIKE - BSB SUPERSPORT - BSB JUNIOR SUPERSPORT - STOCK CUP 1000 - STOCK CUP 600 - DUCATI CUP
- **ITALY:** CIV SUPERSPORT - PIRELLI CUP
- **FRANCE:** 600 CUP - EUROPEAN BIKE - PROMOSPORT
- **GERMANY:** IDM SBK - SSP AND SSP300
- **BELGIUM:** R125 CUP
- **MALAYSIA:** SUPERBIKE SERIES
- **PHILIPPINES:** SUPERBIKE SERIES
- **SOUTH AFRICA:** STK 1000 CUP
- **BRASIL:** SUPERBIKE SERIES
- **BAHRAIN:** BSBK Championship Bahrain
- **QUATAR:** Qatar Superbike Championship
- **KOREA:** KSBK - Korea Superbike Championship



Slick	DIABLO™ SUPERBIKE	
Wet - Rain	DIABLO™ WET	DIABLO™ RAIN
Street Legal	DIABLO™ SUPERCORSA SC	
	TRACK PROFESSIONAL	TRACK AMATEUR

DIABLO™ SUPERBIKE

YOUR LAP-TIME IS THEIR GOAL

- Improved SC compound for ultimate performance on track
- Profile designed for an outstanding handling
- Stable performance during each lap
- Superb traction and stability at high speed

NEW SIZES



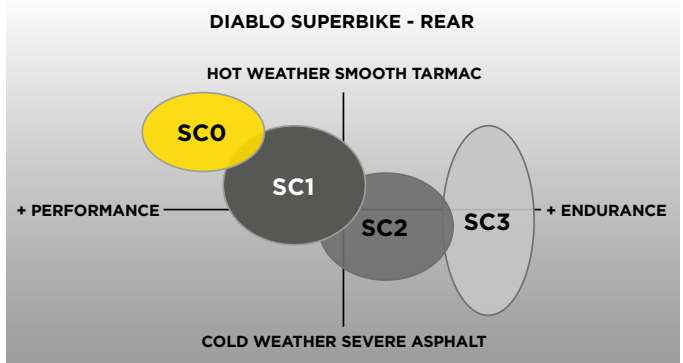
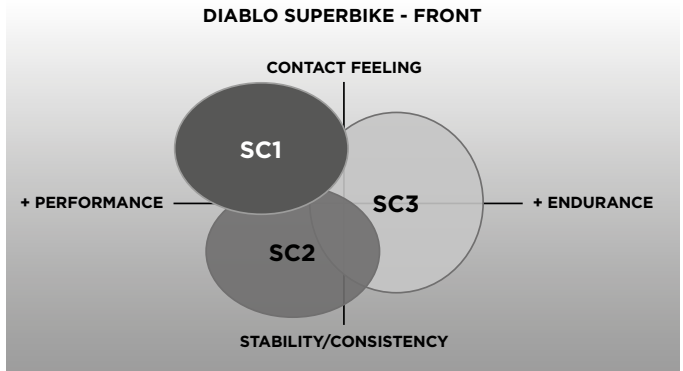
FRONT DIABLO SUPERBIKE

	Size	Version	IP Codes	Notes
17	100/70 R 17 NHS TL	SC1	2242600	
	110/70 R 17 NHS TL	SC1	3107000	
	120/70 R 17 NHS TL	SC1	2332900	
	120/70 R 17 NHS TL	SC2	2333000	
	120/70 R 17 NHS TL	SC3	2738400	
	125/70 R 17 NHS TL	SC1	3755200	NEW

REAR DIABLO SUPERBIKE

	Size	Version	IP Codes	Notes
17	120/70 R17 NHS TL	SC0	2818400	MOTO3
	120/70 R 17 NHS TL	SC1	2818500	MOTO3
	120/70 R 17 NHS TL	SC2	2818600	MOTO3
	140/70 R 17 NHS TL	SC1	3107100	
	160/60 R 17 NHS TL	SC2	1631800	
	180/55 R 17 NHS TL	SC2	1632200	
	180/60 R 17 NHS TL	SC0	2706100	
	180/60 R 17 NHS TL	SC1	2561800	
	180/60 R 17 NHS TL	SC2	2561900	
	180/60 R 17 NHS TL	SC3	2738500	
	190/55 R 17 NHS TL	SC2	1736000	
	200/60 R 17 NHS TL	SC0	2333100	
	200/60 R 17 NHS TL	SC1	2333200	
	200/60 R 17 NHS TL	SC2	2333300	
	200/60 R 17 NHS TL	SC3	2738600	
	200/65 R 17 NHS TL	SC0	3755100	NEW

NHS = Not for highway service
TL=Tubeless



Note: Temperature information is measured on track surface. Compound choice can vary depending on bike setup and riding style. Please check with your dealer or racing service.



MAGAZINES & COMMENTS

“... specifically the fantastic grip has been honored. You can push forward more than the competitors and it allows the fastest laptime with this tyre... A dream tyre.”

TEST WINNER - PS (Germany) - Issue: 7/2016



DIABLO™

WET

THE INTERMEDIATE TYRE

- World Superbike Championship's tyre
- Performance and control in Intermediate weather conditions
- Regular wear without loss in performance
- Superb traction and stability at high speed



FRONT		DIABLO WET		
	Size	Version	IP Codes	Notes
17	120/70 R 17 M/C NHS TL		2400100	

REAR		DIABLO WET		
	Size	Version	IP Codes	Notes
17	190/60 R 17 M/C NHS TL		2378000	

NHS = Not for highway service
TL=Tubeless



DIABLO™

RAIN

NEW SIZES



THE RAIN TYRE

- World Superbike Championship's tyre
- Performance and control in bad weather
- Superb traction and stability at high speed
- Wet surface grip combined with optimized wear

FRONT		DIABLO RAIN		
	Size	Version	IP Codes	Notes
17	100/70 R 17 NHS TL	SCR1	2243100	
	110/70 R 17 NHS TL	SCR1	3130900	
	120/70 R 17 NHS TL	SCR1	2243800	

REAR		DIABLO RAIN		
	Size	Version	IP Codes	Notes
17	125/70 R 17 NHS TL	SCR1	2243200	
	140/70 R 17 NHS TL	SCR1	2690100	
	160/60 R 17 NHS TL	SCR1	1602600	
	190/60 R 17 NHS TL	SCR1	2243900	
	200/60 R 17 NHS TL	SCR1	2855300	NEW
	200/60 R 17 NHS TL	SCR2	3767500	NEW

NHS = Not for highway service
TL=Tubeless

DIABLO™
SUPERCORSA SC

NEW PRODUCT



THE NEW INNOVATIVE GENERATION OF STREET LEGAL RACING TYRE

- Racing soul approved for street use (DOT)
- New racing profiles updated, the same used by Pirelli in the WSBK Championship
- New tread design geometry
- New compounds formulation

FRONT		DIABLO SUPERCORSA SC		
	Size	Version	IP Codes	Notes
17	110/70 ZR 17 M/C 54W TL	SC1	3141700	
	120/70 ZR 17 M/C 58W TL	SC2	3309200	
	120/70 ZR 17 M/C 58W TL	SC1	3309100	

REAR		DIABLO SUPERCORSA SC		
	Size	Version	IP Codes	Notes
17	140/70 ZR 17 M/C 66W TL	SC1	3141900	
	150/60 ZR 17 M/C 66W TL	SC1	3309300	
	150/60 ZR 17 M/C 66W TL	SC2	3309400	
	160/60 ZR 17 M/C 69W TL	SC1	3309500	
	160/60 ZR 17 M/C 69W TL	SC2	3309600	
	180/55 ZR 17 M/C 73W TL	SC2	3309700	
	180/60 R 17 M/C 75V TL	SC0	3309800	
	180/60 ZR 17 M/C 75W TL	SC1	3309900	
	180/60 ZR 17 M/C 75W TL	SC2	3310000	
	190/55 ZR 17 M/C 75W TL	SC2	3310100	
	200/55 R 17 M/C 78V TL	SC0	3310200	
	200/55 ZR 17 M/C 78W TL	SC1	3310300	
	200/55 ZR 17 M/C 78W TL	SC2	3310400	
	200/60 ZR 17 M/C 80W TL	SC1	3626000	

TL=Tubeless

PROPERTIES	EFFECT	CONSUMER BENEFIT
New profile WSBK derived	Contact patch area optimization	Agility, and new level of response in hard handling
Updated compounds formulation	Increased grip and stability at maximum lean angle	Greater feeling and cornering precision
New tread pattern design and geometry optimization	Better wear regularity and grip	Performance consistency





Kawasaki

PIRELLI

SPORT & SUPERSPORT



**FOLLOW
YOUR LEANINGS**

DIABLO
ROSSO™ CORSA II

Displacement

1.400cc	<div style="background-color: red; color: white; padding: 5px; display: inline-block;">DIABLO™ SUPERCORSA SP</div> <div style="background-color: red; color: white; padding: 5px; display: inline-block; margin-left: 10px;">DIABLO ROSSO™ CORSA II</div>	ANGEL™ GT II	NIGHT DRAGON™		
1.200cc					
1.000cc					
750cc		SPORT DEMON™			
500cc	DIABLO ROSSO™ III			CITY DEMON™	
250cc	DIABLO ROSSO™ II	ANGEL™ CiTy			
	TRACK - ROAD	SPORT - ROAD	SPORT TOURING	CRUISER	URBAN



DIABLO™ SUPERCORSA SP

NEW PRODUCT



THE ULTIMATE RACING REPLICIA GENERATION

- Racetrack performance delivered with a fully street legal tyre
- New tread design geometry to better response to the lateral forces and improve wear regularity
- New racing compound on shoulder, developed in the FIM World Superbike Championship
- New profiles to reach a new level of response, handling and grip both on racetrack and road
- Bi-Compound rear to combine grip, stability and mileage

FRONT		DIABLO SUPERCORSA SP		
	Size	Version	IP Codes	Notes
17	120/70 ZR 17 M/C (58W) TL	SP	2812600	
	120/70 ZR 17 M/C (58W) TL (C)	SP	3519500	

REAR		DIABLO SUPERCORSA SP		
	Size	Version	IP Codes	Notes
17	180/55 ZR 17 M/C (73W) TL	SP	3106800	
	180/60 ZR 17 M/C (75W) TL	SP	3310500	
	190/50 ZR 17 M/C (73W) TL	SP	3310600	
	190/55 ZR 17 M/C (75W) TL	SP	3115100	
	200/55 ZR 17 M/C (78W) TL	SP	3310700	
	200/60 ZR 17 M/C (80W) TL	SP	2812700	

TL=Tubeless
V3 = For original equipment DUCATI PANIGALE V4

PROPERTIES	EFFECT	CONSUMER BENEFIT
New profile front and rear , WSBK derived	Contact patch area optimization	Agility and higher cornering precision: open the throttle earlier
Bi-compound rear with new compound	Increased grip and stability at maximum lean angle	Greater feeling with improved bike control when cornering
New tread pattern design and geometry optimization	Better wear regularity and grip	Performance consistency

“Still the benchmark track/road tyre combining amazing grip with feel and fast warm-up times. Should give good mileage, too.” Matt Wildee and John McAvoy
Performance Bikes (UK) – Issue 7/2015



DIABLO ROSSO™ CORSA II

FOLLOW YOUR LEANINGS

- Pirelli's first 3-zone compound front tyre and 5-zone compound rear tyre
- Designed to align tyre performance to the ever-enhancing power and electronics of modern-day motorcycles
- New flash tread design to optimize the contact patch for improved grip
- Improved handling from new profile and structure, derived from racing

NEW SIZES



FRONT		DIABLO ROSSO CORSA II		
	Size	Version	IP Codes	Notes
17	120/70 ZR 17 M/C (58W) TL		2906900	

REAR		DIABLO ROSSO CORSA II		
	Size	Version	IP Codes	Notes
17	160/60 ZR 17 M/C (69W) TL		2907000	
	180/55 ZR 17 M/C (73W) TL		2907100	
	180/60 ZR 17 M/C (75W) TL		2907200	
	190/50 ZR 17 M/C (73W) TL		2907300	
	190/55 ZR 17 M/C (75W) TL		2907400	
	200/55 ZR 17 M/C (78W) TL		2907500	
	200/60 ZR 17 M/C (80W) TL		3559500	NEW

TL=Tubeless

PROPERTIES	EFFECT	CONSUMER BENEFIT
Multi compound front & rear with innovative combination full silica and full black	Increased grip in every condition and lean angle	Enhanced safety & confidence in cornering both street and track, dry and wet
Racing derived structure and profile	Increased agility & more accurate trajectory	Enhanced feeling with improved bike control when cornering
New rear tread pattern with a slick design on shoulders	Contact patch optimization	Increased grip and wear regularity



MAGAZINES & COMMENTS



“This Italian tyre works great in all conditions and is the best all-rounder. It is definitely one of the best in cold conditions offering grip in wet conditions and even after concerning other criteria; this tyre is always one of the best. For this tyre, Pirelli uses three different mixtures in the rear that are split up in five zones for the first time. In the front, two different mixtures are split up in three zones. This delivers high mileage generates lots of grip at the same time.”

PS Testsieger (Germany) – Issue: 06/2018



“During this test, Pirelli challenged the theory that race tyres should not be ridden on the street. It provides outstanding feedback as well as grip in wet conditions. This is what makes the Diablo Rosso Corsa II our number one.”

MOTORRAD Testsieger (Germany) – Issue: 12/2018



“Even though this tyre is categorised as a super sport tyre, it can be used on a daily basis, and be all levels of riders.”

MOTORRAD MO TIPP (Germany) – Issue: 10/2018



“The Pirelli Diablo Rosso Corsa II takes on everything you throw at it on the road and track, dry or wet. There's more grip than you'll ever need on both the road and even on the track. Front grip and confidence are sublime and while you can get the rear slipping on track it's only when seriously provoked. It's a five-star product and an impressive sportsbike tyre for swift road and trackday riders.”

MCN (UK) – «Tyre of the year» award 2018





NEW SIZES



ARE YOU READY FOR THE NEXT LEVEL?

- Pirelli technology from World Superbike Championship
- Unprecedented handling for a new generation of sporty behavior
- Bi-compound with wide side soft stripe offering full grip starting from mid lean angle
- Large footprint area for improved adherence

FRONT DIABLO ROSSO III

	Size	Version	IP Codes	Notes
17	100/80 R 17 M/C 52H TL		2854700	
	110/70 R 17 M/C 54H TL		2854900	
	110/70 ZR 17 M/C 54W TL		2635000	
	120/60 ZR 17 M/C (55W) TL		2635100	
	120/65 ZR 17 M/C (56W) TL		2907600	
	120/70 ZR 17 M/C (58W) TL		2635200	
	120/70 ZR 17 M/C (58W) TL	(D)	2807800	

REAR DIABLO ROSSO III

	Size	Version	IP Codes	Notes
17	130/70 R 17 M/C 62H TL		2854800	
	140/70 R 17 M/C 66H TL		2855000	
	150/60 R 17 M/C 66H TL		2855100	
	150/60 ZR 17 M/C 66W TL		2635300	
	160/60 ZR 17 M/C (69W) TL		2635400	
	180/55 ZR 17 M/C (73W) TL		2635500	
	180/55 ZR 17 M/C (73W) TL	(D)	3243700	NEW
	180/60 ZR 17 M/C (75W) TL		2635600	
	190/50 ZR 17 M/C (73W) TL		2635700	
	190/55 ZR 17 M/C (75W) TL		2635800	
	190/55 ZR 17 M/C (75W) TL	(D)	3042900	
	240/45 ZR 17 M/C (82W) TL		2717800	NEW
	200/55 ZR 17 M/C (78W) TL		2635900	

SPECIAL VERSION

Front D 120/70 ZR 17 M/C (58W) TL 2807800. Dedicated version with higher stiffness for Original Equipment **Ducati** Monster 1200 MY2017.

Rear D 180/55 ZR 17 M/C (73W) TL 3243700. Dedicated version for Original Equipment **Ducati** Monster 797, Monster 821, Hypermotard 950, Scrambler 800 Café Racer, Supersport.

Rear D 190/55 ZR 17 M/C (75W) TL 3042900. Dedicated version with higher stiffness for Original Equipment **Ducati** Monster 1200 MY2017.

TL=Tubeless

PROPERTIES	EFFECT	CONSUMER BENEFIT
High Performance Silica Compounds	Wide range of "operative temperature"	Optimal Grip in all conditions
WSBK derived Profile	Faster going into lean	Race-like handling
"Flash" Racing tread pattern	Uniform wear	Performance consistency



MAGAZINES & COMMENTS



"...It has a sporty side. On the road is enjoyable to ride on and delivers high mileage, keeping lots of profile even after 4000km. It is the most of all things. The test winner 2017. Salute..."

TEST WINNER - MOTORRAD (Germany) - Issue: Nr. 11/2017



DIABLO

ROSSO™

NEW SIZES



THE ULTIMATE SUPER SPORT TYRE FOR ROAD USE

- BI-Compound rear tyre combining long lasting mileage with excellent grip
- Pirelli Enhanced Patch Technology (EPT) optimizing the contact patch for improved grip
- Functional Groove Design (FGD) to optimize wet behaviour

FRONT		DIABLO ROSSO II		
	Size	Version	IP Codes	Notes
17	100/80 R 17 M/C 52H TL	(R)	2409200	
	110/70 ZR 17 M/C 54W TL		2069900	
	110/70 R 17 M/C 54H TL		2072500	NEW
	120/60 R 17 M/C 55H TL		2210300	
	120/60 ZR 17 M/C (55W) TL		2070000	
	120/70 R 17 M/C 58H TL		2210400	
	120/70 ZR 17 M/C (58W) TL	(D)	2148800	
	120/70 ZR 17 M/C (58W) TL	(K)	2291900	

REAR		DIABLO ROSSO II		
	Size	Version	IP Codes	Notes
17	130/70 R 17 M/C 62H TL	(R)	2409300	
	140/70 R 17 M/C 66H TL		2055400	NEW
	150/60 R 17 M/C 66H TL		2210500	
	150/60 ZR 17 M/C 66W TL		2070100	
	160/60 R 17 M/C 69H TL		2210600	
	160/60 ZR 17 M/C (69W) TL		2070200	
	170/60 ZR 17 M/C (72W) TL		2070300	
	180/55 ZR 17 M/C (73W) TL		2068500	
	180/60 ZR 17 M/C (75W) TL		2321900	
	190/50 ZR 17 M/C (73W) TL		2068600	
	190/55 ZR 17 M/C (75W) TL		2068700	
	200/50 ZR 17 M/C (75W) TL		2322000	
	240/45 ZR 17 M/C (82W) TL		2072400	

TL=Tubeless

SPECIAL VERSION

Front D 120/70 ZR 17 M/C (58W) TL 2148800. Specific structure development for improved agility. **Ducati** All models.

Front K 120/70 ZR 17 M/C (58W) TL 2291900. Different structure properties for improved handling. **All Brands (not Ducati)** All models.



DIABLO™

FRONT		DIABLO		
	Size	Version	IP Codes	Notes
16	130/70 ZR 16 M/C (61W) TL		1429600	
17	120/70 ZR 17 M/C (58W) TL		1430700	

REAR		DIABLO		
	Size	Version	IP Codes	Notes
17	160/60 ZR 17 M/C (69W) TL		1430400	
	180/55 ZR 17 M/C (73W) TL		1430000	
	190/50 ZR 17 M/C (73W) TL		1429700	
18	240/40 ZR 18 M/C (79W) TL		1682600	

TL=Tubeless

PHANTOM™ SPORTSCOMP

NEW SIZES



A TYRE DESTINED FOR CLASSIC SPORT MOTORCYCLES FOR ROAD USE

- A "Classic" tread made with technology and compounds specific for medium – high performance bikes
- Good precision on entry into bends and easy handling on mixed routes
- Radial carcass structure with a steel belt at 0° for stability and a great feeling of control even on the most demanding surfaces
- **RS: product version dedicated to classic and post classic motorcycle Racing. Ensures Top dynamic racing performance with a dedicated special compound**

FRONT		PHANTOM SPORTSCOMP		
	Size	Version	IP Codes	Notes
17	120/70 R 17 M/C 58V TL		1566300	
	120/70 ZR 17 M/C (58W) TL		2636200	
18	100/90 - 18 M/C 56H TL		2499000	
	100/90 - 18 M/C 56H TL		3131000	NEW

REAR		PHANTOM SPORTSCOMP		
	Size	Version	IP Codes	Notes
17	180/55 R 17 M/C 73V TL		1566400	
	180/55 ZR 17 M/C (73W) TL		2636300	
	150/70 R 17 M/C 69H TL		2690200	
18	130/70 - 18 M/C 63H TL		3131100	NEW

TL=Tubeless

FRONT		PHANTOM SPORTSCOMP RS		
	Size	Version	IP Codes	Notes
18	110/80 R 18 M/C 58V TL		3142100	NEW
	130/70 R 18 M/C 63V TL		3142200	NEW

REAR		PHANTOM SPORTSCOMP RS		
	Size	Version	IP Codes	Notes
18	150/70 R 18 M/C 70V TL		3142300	NEW

TL=Tubeless





**THE NEW PIRELLI ANGEL™ GT II.
YOU DON'T NEED WINGS TO GO EVERYWHERE.**

Access the full potential of your machine thanks to a new level of handling, wet performance and outstanding lifespan in the sport touring segment. Discover more on pirelli.com



ANGEL™ GT II



POWER IS NOTHING WITHOUT CONTROL.

SPORT TOURING



Displacement

1.400cc					
1.200cc	DIABLO™ SUPERCORSA SP	DIABLO ROSSO™ CORSA II	ANGEL™ GT II	NIGHT DRAGON™	
1.000cc					
750cc			SPORT DEMON™		
500cc		DIABLO ROSSO™ III			CITY DEMON™
250cc		DIABLO ROSSO™ II	ANGEL™ City		
	TRACK - ROAD	SPORT - ROAD	SPORT TOURING	CRUISER	URBAN





NEW PRODUCT



THE SUCCESSOR OF THE BEST LONG-LASTING SPORT TOURING TYRE

- The evolution of the PIRELLI Angel™ GT further develops the PIRELLI Gran Turismo concept
- Top handling in line with Pirelli DNA added onto a new reference for mileage in Sport Touring tyres segment
- Outstanding wet behavior also thanks to a new innovative tread design coming from PIRELLI DIABLO™ racing tyres for wet conditions
- Dual Compound layout on rears

FRONT		ANGEL GT II		
	Size	Version	IP Codes	Notes
17	120/60 ZR 17 M/C (55W) TL		3111200	
	120/70 ZR 17 M/C (58W) TL		3111300	
	120/70 ZR 17 M/C (58W) TL	(A)	3111400	
19	120/70 R 19 M/C 60V TL		3111500	

REAR		ANGEL GT II		
	Size	Version	IP Codes	Notes
17	150/70 ZR 17 M/C (69W) TL		3111600	
	160/60 ZR 17M/C (69W) TL		3111700	
	170/60 R 17 M/C 72V TL		3111800	
	170/60 ZR 17 M/C (72W) TL		3111900	
	180/55 ZR 17 M/C (73W) TL		3112000	
	180/55 ZR 17 M/C (73W) TL	(A)	3112100	
	190/50 ZR 17 M/C(73W) TL		3112200	
	190/50 ZR 17 M/C (73W) TL	(A)	3112300	
	190/55 ZR 17 M/C (75W) TL		3112400	
	190/55 ZR 17 M/C (75W) TL	(A)	3112500	

SPECIAL VERSION

- Front A** 120/70 ZR 17 M/C (58W) TL 3111400. 2 ply carcass for improved stability.
- Rear A** 180/55 ZR 17 M/C (73W) TL 3112100. 2 ply carcass for improved stability.
- Rear A** 190/50 ZR 17 M/C (73W) TL 3112300. 2 ply carcass for improved stability.
- Rear A** 190/55 ZR 17 M/C (75W) TL 3112500. 2 ply carcass for improved stability.

PROPERTIES	EFFECT	CONSUMER BENEFIT
New structure with variable cord end count derived from super-sport technologies combined with industry leading compounds	A significant improvement on bike handling thanks to footprint consistency, whatever your lean angle	Access the full potential of your machine
High-silica compound to match the new tread design derived from racing DIABLO™ WET technologies coupled with dedicated contour	The definitive contributor of bike set-up: versatile for both touring and pushing hard, making the best out of the latest generation of electronic rider aids Delivers outstanding performance in wet conditions	
Tread design refined to couple with new carcass featuring variable cord end count over tyre section.	Prevents the need of subliminal steering actions improving comfort Relieves the stress related to the eventual trigger of electronic rider aids	Elevate your ride
Tread design and compounds scheme coupled with specifically-developed profile	Wear regularity and duration preserve PIRELLI DNA until the last mile	Measure distance by how your wings carry you





THE HIGHEST MILEAGE SPORT TOURING TYRE: 100% ITALIAN GRAN TURISMO

- The ideal tyre for travelers using the bike for long road trips, with side bags and passenger, looking for safety on wet, stability and mileage
- The evolution of the ANGEL ST, stretching the concept of Sport Touring into Gran Turismo, bringing the sporty attitude to a wider range of usage conditions and for longer distances
- The reference for mileage in Sport Touring tyres
- Excellency in wet performance and grip
- Top handling capabilities, typical of the Pirelli DNA
- Performance consistency until the end of tyre's life
- Bi-Compound



FRONT ANGEL GT				
	Size	Version	IP Codes	Notes
17	120/60 ZR 17 M/C (55W) TL		2316900	
	120/70 ZR 17 M/C (58W) TL		2387600	
	120/70 ZR 17 M/C (58W) TL	(A)	2497200	
18	110/80 ZR 18 M/C (58W) TL		2317100	
	120/70 ZR 18 M/C (59W) TL		2317200	
19	110/80 R 19 M/C 59V TL		2490900	

REAR ANGEL GT					
	Size	Version	IP Codes	Notes	
17	150/70 R 17 M/C 69V TL		2491000		
	160/60 ZR 17 M/C (69W) TL		2317400		
	170/60 ZR 17 M/C (72W) TL		2317500		
	180/55 ZR 17 M/C (73W) TL		2317600		
	180/55 ZR 17 M/C (73W) TL	(A)	2321200		
	190/50 ZR 17 M/C (73W) TL		2317700		
	190/50 ZR 17 M/C (73W) TL	(A)	2321300		
	190/55 ZR 17 M/C (75W) TL		2317800		
	190/55 ZR 17 M/C (75W) TL	(A)	2361600		
	190/55 ZR 17 M/C (75W) TL	(D)	2400000		
	18	160/60 ZR 18 M/C (70W) TL		2317900	

TL=Tubeless

SPECIAL VERSION

Front A 120/70 ZR 17 M/C (58W) TL 2497200. 2 ply carcass for improved stability.

Rear A 180/55 ZR 17 M/C (73W) TL 2321200. 2 ply carcass for improved stability.

Rear A 190/50 ZR 17 M/C (73W) TL 2321300. 2 ply carcass for improved stability.

Rear A 190/55 ZR 17 M/C (75W) TL 2361600. 2 ply carcass for improved stability.

Rear D 190/55 ZR 17 M/C (75W) TL 2400000. Structure differences to obtain the best bike performance. **Ducati** Multistrada GT.

PROPERTIES	EFFECT	CONSUMER BENEFIT
Bi-Compound	Differentiated behaviour of the tyre	Extra mileage and excellent grip on wet surfaces
Innovative profile	Uniform contact patch area	Wear regularity and extended mileage
Evolved tread pattern	Efficient water dispersal	Confidence feeling on wet surfaces



MAGAZINES & COMMENTS



“Due to optimal results in dry and wet conditions, this Pirelli tyre can be recommended to all sports focused riders. Outstanding grip. This tyre can really do anything.”

PS Testsieger (Germany) - Issue: 07/2018



“An athletic touring tyre, which can be used on numerous motorbikes due to its perfect riding characteristics as well as providing lots of grip in wet conditions.”

MO MO Tipp (Germany) - Issue: 10/2018





THE TYRE WITH A DOUBLE SOUL

- Sport touring compound: safety feeling on wet / cold conditions without compromising dry grip
- Innovative tread design guarantees mileage while maintaining an appealing look
- Visual appearance of the tread changes in the first stage of tyre life to reflect the double soul of the product
- Front and rear profile tailored for sport touring bikes: neutral and smooth handling in all maneuvers



FRONT		ANGEL ST		
	Size	Version	IP Codes	Notes
17	120/60 ZR 17 M/C (55W) TL		2595800	
	120/70 ZR 17 M/C (58W) TL		1868400	
	120/70 ZR 17 M/C (58W) TL	(A)	1915700	

REAR		ANGEL ST		
	Size	Version	IP Codes	Notes
17	160/60 ZR 17 M/C (69W) TL		1868800	
	180/55 ZR 17 M/C (73W) TL		1868500	
	190/50 ZR 17 M/C (73W) TL		1868700	
	190/55 ZR 17 M/C (75W) TL		2068800	

TL=Tubeless

Front A 120/70 ZR 17 M/C (58W) TL 1915700. Modified casing for high speed stability. **Kawasaki** GTR 1400.



THE ANGEL™ CITY IS DIRECTLY DERIVED FROM THE WELL-KNOWN AND TEST WINNER ANGEL™ GT

- The tyre for the needs of sporty bikes up to 250cc, 'underbones' and other commuting bikes
- Robust tyre construction ensures high puncture resistance and performance consistency throughout the entire tyre life
- The benefits are clearly perceived in any riding condition, especially on uneven road
- The tread pattern and a new compound guarantees an excellent grip on both dry and wet, tear resistance and mileage



FRONT		ANGEL City		
	Size	Version	IP Codes	Notes
17	70/90 - 17 M/C 38S TL		2627000	
17	80/80 - 17 M/C 46S TL Reinf		2925800	
17	80/100 - 17 M/C 46S TL		2580700	
17	100/80 - 17 M/C 52S TL		2580800	
17	2.50 - 17 M/C 43P Reinf TT		3445500	FRONT/REAR
17	80/90 - 17 M/C 44S TL		2580600	FRONT/REAR
17	90/80 - 17 M/C 46S TL		2580400	FRONT/REAR
17	90/90 - 17 M/C 49S TL		2780100	FRONT/REAR
17	110/70 - 17 M/C 54S TL		2702200	FRONT/REAR
17	120/70 - 17 M/C 58S TL		2580500	FRONT/REAR

REAR		ANGEL City		
	Size	Version	IP Codes	Notes
14	100/80 - 14 M/C 54S TL Reinf		2690500	
17	80/90 - 17 M/C 44S TL		2627100	
	100/70 - 17 M/C 49S TL		2902700	
	100/80 - 17 M/C 52S TL		2580900	
	100/90 - 17 M/C 55S TL		2581000	
	130/70 - 17 M/C 62S TL		3243400	
	140/70 - 17 M/C 66S TL		3566600	
	150/60 - 17 M/C 66S TL		2690600	
	2.75 - 17 M/C 47P Reinf TT		3445600	

TL=Tubeless

PROPERTIES	EFFECT	CONSUMER BENEFIT
Robust carcass	Dampening capacity, resistance to stress and usage	High durability on any kind of road
Innovative profile	Uniform contact patch area	Wear regularity and extended mileage
Evolved tread pattern	Efficient water dispersal	Confidence feeling on wet surfaces



SPORT DEMON™

CITY AND LONGER DISTANCE SPORTY RIDING

- Conventional tyre for sporty medium displacement sport-touring bikes
- Light and precise handling with stable behavior in all riding conditions



FRONT		SPORT DEMON		
	Size	Version	IP Codes	Notes
16	100/90 - 16 M/C 54H TL		1403100	
	110/70 - 16 M/C 52P TL		1622500	
	110/90 - 16 M/C 59V TL		1342100	
	120/70 - 16 M/C 57P TL		1628800	
	120/80 V 16 M/C (60V) TL		1447800	
17	100/80 - 17 M/C 52H TL		2583900	
	110/70 - 17 M/C 54H TL		2589300	
	110/80 - 17 M/C 57H TL		1343000	
	120/70 - 17 M/C 58H TL		1564700	
18	100/90 - 18 M/C 56H TL		1419700	
	110/80 - 18 M/C 58V TL		1404200	
	110/90 - 18 M/C 61V TL		1404400	
19	100/90 - 19 M/C 57V TL		1405200	

REAR		SPORT DEMON		
	Size	Version	IP Codes	Notes
15	140/70 - 15 M/C 69P TL Reinf		1628900	
16	130/70 - 16 M/C 61P TL		2589400	
	130/90 - 16 M/C 67V TL		1403600	
	150/70 - 16 M/C 68S TL		1610300	
	150/80 V 16 M/C (71V) TL		1342300	
17	130/70 - 17 M/C 62H TL		2589500	
	130/80 - 17 M/C 65H TL		1343200	
	130/90 - 17 M/C 68V TL		1403800	
	140/70 - 17 M/C 66H TL		2589600	
	140/80 VB 17 M/C (69V) TL		1342600	
	150/70 - 17 M/C 69H TL		1343300	
18	110/80 - 18 M/C 58H TL		1404300	
	110/90 - 18 M/C 61H TL		1404500	
	120/80 - 18 M/C 62H TL		1404600	
	120/90 - 18 M/C 65V TL		1404700	
	130/70 - 18 M/C 63H TL		1343400	
	130/80 - 18 M/C 66V TL		1404800	
	140/70 - 18 M/C 67V TL		1405000	

TL=Tubeless

MT75™

ENJOY RIDING EVERY DAY

- Conventional tyre for small and medium displacement bikes



FRONT		MT75		
	Size	Version	IP Codes	Notes
16	100/80 - 16 M/C 50T TL		0317400	

REAR		MT75		
	Size	Version	IP Codes	Notes
16	120/80 - 16 M/C 60T TL		0317500	
17	100/80 - 17 M/C 52P TL		0319800	
	110/80 - 17 M/C 57S TL		0968300	

TL=Tubeless

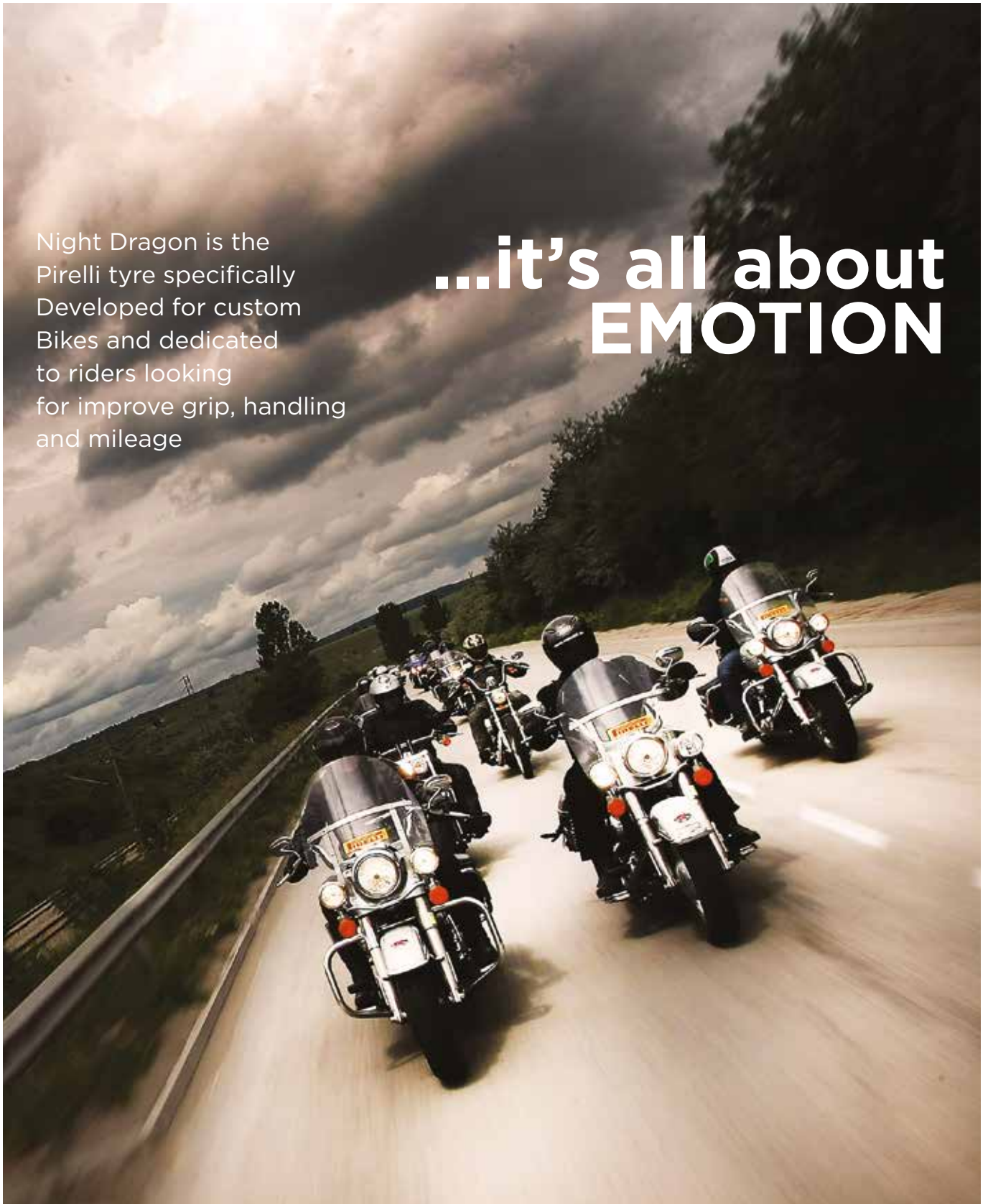


Displacement

1.400cc					
1.200cc	DIABLO™ SUPERCORSA SP	DIABLO ROSSO™ CORSA II	ANGEL™ GT II	NIGHT DRAGON™	
1.000cc					
750cc			SPORT DEMON™		
500cc		DIABLO ROSSO™ III			CITY DEMON™
250cc		DIABLO ROSSO™ II	ANGEL™ City		
	TRACK - ROAD	SPORT - ROAD	SPORT TOURING	CRUISER	URBAN

Night Dragon is the
Pirelli tyre specifically
Developed for custom
Bikes and dedicated
to riders looking
for improve grip, handling
and mileage

...it's all about
EMOTION



NIGHT DRAGON

AVAILABLE ALSO IN **GT** EDITION

- Up to 20% longer lasting
- Advanced "Full Carbon Black" compound
- Stiffer carcass thanks to structure stiffening and high belt tension
- Same legendary performance but with more mileage, and 100% mixable with all NIGHT DRAGON front tyres



POWER IS NOTHING WITHOUT CONTROL

NIGHT DRAGON™

NEW SIZES



THE CUSTOM CRUISING TYRE WITH THE PIRELLI SPORTY FEELING

- Constructed to fit both V-Twin and metric cruiser bikes
- Dedicated to those riders looking for products with improved grip, stability and handling also in wet conditions
- Offers first in class riding emotion, together with an impressive performance consistency throughout the entire tyre life
- **GT version available on selected rear sizes, with new compound for improved mileage**

FRONT		NIGHT DRAGON		
	Size	Version	IP Codes	Notes
16	130/90 B 16 M/C 67H TL		2211500	
	130/90 B 16 M/C 73H TL Reinf		2211600	
	150/80 B 16 M/C 71H TL		1815400	
	MT90 B 16 M/C 72H TL		1770500	
17	130/80 B 17 MC 65H TL		2211400	
	140/75 R 17 M/C 67V TL		1815000	
	140/80 - 17 M/C 69H TL		2211700	
18	130/70 B 18 M/C 63H TL		2211200	
	130/70 R 18 M/C 63V TL		2211300	
	140/70 - 18 M/C 73H TL Reinf		1772700	
19	100/90 - 19 M/C 57H TL		1772500	
	110/90 - 19 M/C 62H TL		2211000	
	120/70 ZR 19 M/C (60W) TL		1814800	
	130/60 B 19 M/C 61H TL		2812100	
21	120/70 B 21 M/C 68H TL Reinf		2211100	
21	90/90 - 21 M/C 54H TL		1815300	
	MH90 - 21 M/C 54H TL		1770400	
23	130/60 B 23 M/C 65H TL		2468800	

REAR		NIGHT DRAGON		
	Size	Version	IP Codes	Notes
15	170/80 B 15 M/C 77H TL	GT	2592500	
	180/70 B 15 M/C 76H TL		1815500	
	200/70 B 15 M/C 82H TL		1815600	
16	MU85 B 16 M/C 77H TL	GT	2592800	
	MT90 B 16 M/C 74H TL	GT	2812300	
	130/90 B 16 M/C 73H TL Reinf	GT	2902500	
	150/80 B 16 M/C 77H TL Reinf	GT	2592600	
	180/60 R 16 M/C 80H TL Reinf	GT	2595700	NEW
17	180/65 B 16 M/C 81H TL Reinf	GT	2592700	
	180/70 R 16 M/C 77H TL		2212300	
	160/70 B 17 M/C 79V TL Reinf	GT	2902400	
	170/60 R 17 M/C 78V TL Reinf		2212000	
	180/60 B 17 M/C 81H TL Reinf		1773000	
	180/60 B 17 M/C 75V TL		2212100	
18	200/55 R 17 M/C 78V TL	GT	2595600	
	150/70 B 18 M/C 76H TL Reinf		1772900	
	180/55 ZR 18 M/C (74W) TL		1815100	
	180/55 B 18 M/C 80H TL Reinf	GT	2812200	FRONT/REAR
	200/50 R 18 M/C 82H TL Reinf	GT	3440600	
	240/40 VR 18 M/C (79V) TL		1862300	

TL=Tubeless

PROPERTIES	EFFECT	CONSUMER BENEFIT
Profile, structure and tread optimization	8% larger contact patch	Deliver power to the ground
Optimized sea/land balance	More rubber on the ground	Traction and grip in every situation
Exclusive structure	Resistant but not too stiff, deformable and flexible but not elastic	Riding easiness
Smaller compound molecular dimension	Larger contact surface for maximum grip	Incredible straight lane acceleration



ROUTE MT 66™

COVER THE DISTANCE, OWN THE ROAD

- Lightweight and high riding comfort thanks to the optimized carcass materials
- High mileage and wet performance given by high tread depth
- Tread design with directional front grooves and big central blocks for straight stability



FRONT		ROUTE MT 66		
	Size	Version	IP Codes	Notes
16	130/90 - 16 67H TL		0800600	
	150/80 - 16 71H TL		0800700	
17	120/90 - 17 M/C 64S		1016400	
18	3.00 - 18 M/C 47S		1003500	
	100/90 - 18 M/C 56H TL		1003900	
19	90/90 - 19 52H TL		0800900	
	100/90 - 19 M/C 57S		1003600	
	100/90 - 19 M/C 57H TL		0801000	
21	110/90 - 19 M/C 62H TL		0760800	
	80/90 - 21 48H		0801100	

REAR		ROUTE MT 66		
	Size	Version	IP Codes	Notes
15	130/90 - 15 M/C 66S		1003300	
	140/90 - 15 M/C 70H TL		0800200	
	150/90 - 15 M/C 74H TL		0800300	
	170/80 - 15 M/C 77S TT		1003400	
	170/80 - 15 M/C 77H TL		0760900	
	180/70 - 15 M/C 76H TL		0929000	
16	130/90 - 16 73H TL Reinf		0800400	
	140/90 - 16 71H TL		0851900	
	150/80 - 16 M/C 71H TL		0800500	
18	120/90 - 18 M/C 65H TL		1004100	

TL=Tubeless

CITY DEMON™

CARVE TROUGH THE CITY

- Tread pattern designed to ensure optimum mileage and even wear
- Front tyre with central groove for straight stability and wet performance
- Stiff carcass for high durability and wide range of usage on small displacement bikes



FRONT		CITY DEMON		
	Size	Version	IP Codes	Notes
17	2.25 - 17 M/C 38P Reinf		1102900	
18	2.75 - 18 M/C 42P TL		1966900	
	3.00 - 18 M/C 47S TL		2375600	
	90/90 - 18 M/C 51H		1419300	
	90/100 - 18 M/C 54S TL		1341000	
19	90/90 - 19 M/C 52S		1341300	

REAR		CITY DEMON		
	Size	Version	IP Codes	Notes
15	130/90 - 15 M/C 66S TL		1545600	
16	3.50 - 16 M/C 58P TT Reinf		1755500	
	120/90 - 16 M/C 63S TL		1545700	
	130/90 - 16 M/C 67S		1340800	
17	2.50 - 17 M/C 43P TT Reinf		1103000	
18	3.00 - 18 M/C 52P TL Reinf		1546200	
	3.25 - 18 M/C 52S		1340900	
	3.50 - 18 M/C 62P Reinf		2584100	
	90/90 - 18 M/C 57P Reinf		2584000	
	90/90 - 18 M/C 57P TL Reinf		1966800	

TL=Tubeless

MANDRAKE™ MT 15

A TOURING TYRE FOR THE CITY

- Conventional tyre for moto and scooters 14" to 16"
- Central grooves for good feedback and wet performance
- Classic design tread pattern with low section profile and stiff carcass



FRONT		MANDRAKE MT 15		
	Size	Version	IP Codes	Notes
16	80/80 - 16 M/C 45J TL Reinf		2588000	

REAR		MANDRAKE MT 15		
	Size	Version	IP Codes	Notes
14	110/80 - 14 M/C 59J TL Reinf		2588200	
16	90/80 - 16 M/C 51J TL Reinf		2588100	

TL=Tubeless



ON/OFF-ROAD (Adventure/Dual Purpose)



Displacement

1.200cc						
1.000cc						
750cc						
500cc						
250cc						
125cc						
	ENDURO STREET		ENDURO ON/OFF		COMPETITION	

SCORPION™ TRAIL II

A NEW PATH FOR ADVENTURE

- Aggressive off road look
- Sport touring and enduro performance blended into one product
- Bi-Compound
- Increased mileage
- Top level handling throughout the entire life
- Improved wet performance



FRONT SCORPION TRAIL II				
	Size	Version	IP Codes	Notes
17	120/70 ZR 17 M/C (58W) TL		2526300	
18	100/90 - 18 M/C 56V TL		2526600	
19	100/90 - 19 M/C 57V TL		2526700	
	110/80 R 19 M/C 59V TL		2526500	
	120/70 R 19 M/C 60V TL		2802800	
	120/70 ZR 19 M/C 60W TL	(D)	2746700	
	120/70 ZR 19 M/C 60W TL	(K)	2803000	
21	90/90 - 21 M/C 54V TL		2526800	

REAR SCORPION TRAIL II				
	Size	Version	IP Codes	Notes
17	130/80 R 17 M/C 65V TL		2526900	
	140/80 R 17 M/C 69V TL		2527000	
	150/70 R 17 M/C 69V TL		2527100	
	150/70 R 17 M/C 69V TL	(G)	2636400	
	160/60 ZR 17 M/C (69W) TL		2527200	
	170/60 R 17 M/C 72V TL		2802900	
	170/60 ZR 17 M/C 72W TL	(D)	2746800	
	170/60 ZR 17 M/C 72W TL	(K)	2803100	
	180/55 ZR 17 M/C (73W) TL		2527400	
	190/55 ZR 17 M/C (75W) TL		2527500	
18	150/70 R 18 M/C 70V TL		2803200	

TL=Tubeless

SPECIAL VERSION

- Front D** 120/70 ZR 19 M/C 60W TL 2746700. Different structure for improved stability on **Ducati** Multistrada 1200 Enduro.
Front K 120/70 ZR 19 M/C 60W TL 2803000. Different structure for improved stability on **KTM** Super Adventure 1290, Adventure 1190.
Rear G 150/70 R 17 M/C 69V TL 2636400. Reinforced sidewall structure for improved stability **BMW** F800GS.
Rear D 170/60 ZR 17 M/C 72W TL 2746800. Different structure for improved stability on **Ducati** Multistrada 1200 Enduro.
Rear K 170/60 ZR 17 M/C 72W TL 2803100. Different structure for improved stability on **KTM** Super Adventure 1290, Adventure 1190.

PROPERTIES	EFFECT	CONSUMER BENEFIT
Bi-Compound	Adaptable behavior of the tyre	Extra mileage and grip on wet surfaces
Sport Touring derived profile and structure	Optimized contact patch area	Dynamic behaviour also with full load
Specialized tread pattern	Efficient water evacuation	Confidence feeling on wet surfaces

MAGAZINES & COMMENTS



“These standard tyres perfectly fit the Multistrada 950. This Pirelli tyre provides neutral handling, even when starting off in cold conditions. The feedback is also very good and when the tyre is operating at the right temperature, it delivers outstanding neutrality and precision. Low tendency to stand up. Good stability when turning. Even in wet conditions, the Scorpion™ Trail II conveys a good impression.”

MOTORRAD (Germany) – Issue 03/2018

MOTORRAD&REISEN (Germany) - 1st place in Test Enduro Street Tyre - Issue: 79_2017



“... Outstanding grip on dry and wet roads, predictable handling and low wear rate. A clear MOTORRAD recommendation”

MOTORRAD (Germany) - Issue Nr 18/2017



“...Scorpion Trail II performed convincingly until the end of the test, regardless of the weather conditions.”

MOTORRAD MAGAZIN (Germany) - Africa Twin Endurance Test - Issue: 04/2017



SCORPION™ TRAIL

OFF-ROAD LOOK WITH SPORTY PERFORMANCE

- Patented 0° steel belt technology in radial sizes provides maximum stability and excellent handling on every kind of terrain even when fully loaded
- The ideal balance between mileage and grip



FRONT SCORPION TRAIL

	Size	Version	IP Codes	Notes
19	110/80 - 19 M/C 59V TL		1726400	
21	90/90 - 21 M/C 54S TT		1726500	

REAR SCORPION TRAIL

	Size	Version	IP Codes	Notes
17	120/90 - 17 M/C 64S TT		1726700	
	130/80 - 17 M/C 65S TT		1726900	
	150/70 R 17 M/C 69V TL		1727200	

TL=Tubeless

MT 60™ RS

ON OR OFF ROAD? PURE ADRENALINE

- Radial tyre designed for Super-Moto and recreation bikes, ensured light handling
- Optimized tread pattern design for street use also on wet
- Cornering grip pleasure provided by the specific compound



FRONT		MT 60 RS		
	Size	Version	IP Codes	Notes
16	130/90 B 16 M/C 67H TL		2925100	
17	120/70 ZR 17 M/C (58W) TL		2636000	
18	110/80 R 18 M/C 58H TL		2402500	
	120/70 ZR 18 M/C (59W) TL		2864500	

REAR		MT 60 RS		
	Size	Version	IP Codes	Notes
16	150/80 B16 M/C 77H TL Reinf		2925200	
17	160/60 R 17 M/C 69H TL		2504000	
	180/55 R 17 M/C 73H TL		2504100	
	180/55 ZR 17 M/C (73W) TL		2636100	
	180/55 ZR 17 M/C (73W) TL		3535100	

TL=Tubeless

MT 60™

NEW SIZES

ON OR OFF ROAD? JUST HAVE FUN

- Street oriented on-off road tyre for small capacity trail bikes
- Modern bias construction for comfort and stability
- Special on- off block design for more grip and traction on all surfaces and in all weather conditions



FRONT		MT 60		
	Size	Version	IP Codes	Notes
19	90/90 - 19 M/C 52P		0995500	
	100/90 - 19 M/C 57H TL		0282200	
21	90/90 - 21 M/C 54H TL		0281800	
	90/90 - 21 M/C 54H TL	(E)	3617700	NEW

REAR		MT 60		
	Size	Version	IP Codes	Notes
17	110/90 - 17 M/C 60P		0998000	
	120/90 - 17 M/C 64S		0947500	
	120/90 - 17 M/C 64S	(E)	3617800	NEW
	130/80 - 17 M/C 65H TL		0284000	
	140/80 - 17 M/C 69H TL		0281900	

TL=Tubeless

SPECIAL VERSION

Front E 90/90 - 21 M/C 54H TL 3617700. **Royal Enfield** Himalayan
Rear E 120/90 - 17 M/C 64S 3617800. **Royal Enfield** Himalayan

SCORPION™

MT 90 A/T



FRONT		SCORPION MT 90 A/T		
	Size	Version	IP Codes	Notes
21	80/90 - 21 M/C 48S		1005100	
	90/90 - 21 M/C 54S		1005200	
	90/90 - 21 M/C 54V TL		1417500	

REAR		SCORPION MT 90 A/T		
	Size	Version	IP Codes	Notes
17	120/90 - 17 M/C 64S		1004300	
	110/80 - 18 M/C 58S		1004500	
	120/80 - 18 M/C 62S		1004600	
	140/80 - 18 M/C 70S		1017100	
	150/70 R 18 M/C 70V TL		1421900	

TL=Tubeless

SCORPION™

RALLY STR

THE NEW KNOBBLY ENDURO ON/OFF ROAD TYRE FOR ADVENTURE WITHOUT LIMITS

Designed specifically for the latest generation of adventure, dual purpose and enduro street bikes, it manages to combine the best performance of a rally competition tyre with that of an enduro street tyre. providing off road performance combined with excellent handling, grip and stability on the road.

- Compound high in silica content providing excellent grip in any conditions of use and high mileage
- Street type profiles and structure to guarantee top notch handling on the road
- Innovative tread pattern to provide both traction on dirt roads and stability on asphalt



FRONT		SCORPION RALLY STR		
	Size	Version	IP Codes	Notes
17	110/70 R 17 M/C 54H M+S TL		2808100	
	120/70 R 17 M/C 58H M+S TL		2919800	
	120/70 R 17 M/C 58V M+S TL		3246500	
18	120/70 R 18 M/C 59V M+S TL		3114900	
19	100/90 - 19 M/C 57V M+S TL		2865300	
	110/80 R 19 M/C 59V M+S TL		2865100	
	120/70 R 19 M/C 60V M+S TL		2803600	
21	90/90 - 21 M/C 54V M+S TL		2803400	
	90/90 - 21 M/C 54V M+S TL	(A)	3287200	

REAR		SCORPION RALLY STR		
	Size	Version	IP Codes	Notes
15	160/60 R 15 M/C 67H M+S TL		2919900	
17	130/80 R 17 M/C 65V M+S TL		2865400	
	140/80 R 17 M/C 69V M+S TL		2865500	
	150/60 R 17M/C 66H M+S TL		2808200	
	150/70 R 17 M/C 69V M+S TL		2865200	
	170/60 R 17 M/C 72V M+S TL		2803700	
	180/55 R 17 M/C 73V M+S TL		3115000	
	18	150/70 R 18 M/C 70V M+S TL		2803500

TL=Tubeless

SPECIAL VERSION

Front A 90/90 - 21 M/C 54V M+S TL 3287200. OE Yamaha Tènèrè



MAGAZINES & COMMENTS



“The Scorpion™ Rally STR is a tyre with which anyone can feel comfortable on the road but it can also be used in dry off-road terrains. This tyre's mission profile is approximately 70 percent asphalt and 30 percent off-road terrain.”

Motorrad & Reisen Sehr gut (Germany) – Issue 88/2018



SCORPION™ RALLY

KING OF THE DESERT

- Thanks to the Advanced Mixing Process, the compounds implement innovative materials that provide high fatigue resistance and long lasting performance
- The front block layout is specifically designed to give directional stability and lead the rider on the straightest path to victory
- The rear blocks are designed to provide traction on all type of terrains encountered in the most demanding rallies
- The innovative structure grants outstanding performance and high resistance to puncture



FRONT		SCORPION RALLY		
	Size	Version	IP Codes	Notes
19	110/80 - 19 M/C 59R M+S TL		2068200	
	120/70 R 19 M/C 60T M+S TL		2439200	
21	90/90 - 21 M/C 54R MST		1745300	

REAR		SCORPION RALLY		
	Size	Version	IP Codes	Notes
17	150/70 - 17 M/C 69R M+S TL		2068300	
	170/60 R 17 M/C 72T M+S TL		2439600	
18	140/80 - 18 M/C 70R MST		1688700	

M+S = Mud + Snow
 TL=Tubeless
 MST = Multi Service Tyre

MT 21™ RALLYCROSS

TURN OFF THE ROAD AND GO WHEREVER YOU WANT

- High stability and cornering precision thanks to carcass stiffness
- Tread pattern optimized for use on dirt and gravel roads, cross-country racing and desert tours
- Long lasting off-road performance and block tearing resistance thanks to special off-road compound



FRONT		MT 21 RALLYCROSS		
	Size	Version	IP Codes	Notes
21	80/90 - 21 M/C 48P		0341400	
	90/90 - 21 M/C 54R		0341100	

REAR		MT 21 RALLYCROSS		
	Size	Version	IP Codes	Notes
17	120/90 - 17 M/C 64R		0342300	
	130/90 - 17 M/C 68P		0697800	
18	110/80 - 18 M/C 58P		0341500	
	120/80 - 18 62R		0342000	
	120/90 - 18 M/C 65R		0342400	
	130/90 - 18 M/C 69R		0697900	
	140/80 - 18 M/C 70R		0341000	

TL=Tubeless

OFF-ROAD

OFF ROAD: 2018 KEY WINS

FIM Motocross World Championship

MXGP: Jeffrey Herlings
MX2: Jorge Prado

FIM Motocross of Nations

MXGP: Jeffrey Herlings
MX2: Jorge Prado
OPEN: Glenn Coldenhoff

Nations overall: France

MX Internazionali d'Italia

Supercampione: Antonio Cairoli
MX1: Antonio Cairoli

Lacapelle Marival

MXGP: Jeffrey Herlings
MX2: Hunter Lawrence

MX Hawstone International

Super Final: Jeffrey Herlings
MXGP: Jeffrey Herlings
MX2: Pauls Jonass

EMX2

EMX250: M. Boisrame

SCORPION 

		SCORPION			
PROFESSIONAL	FRONT	MX32™ MID SOFT		MX32™ MID HARD	
	REAR	MX SOFT	MX32 MID SOFT	MX32 MID HARD	MX HARD
TRAINING		MX EXTRA X			
		MX EXTRA J			
XC		XC MID SOFT		XC MID HARD	
		SOFT	MID SOFT	MID HARD	HARD

HALL OF FAME

1980 - 2018

70 World Titles

500 cc Malherbe (Honda)	250 cc Jobè (Suzuki)	250 cc Laporte (Yamaha)	500 cc Malherbe (Honda)	250 cc Kinigarder (Ktm)	500 cc Thorpe (Honda)	500 cc Thorpe (Honda)	125 cc Parker (Ktm)	500 cc Jobè (Honda)	500 cc Martens (Husqvarna)	500 cc Smets (Husaberg)	250 cc S. Everts (Honda)	500 cc Bartolini (Yamaha)		
125 cc H. Everts (Suzuki)	125 cc Geboers (Suzuki)	125 cc Rinaldi (Suzuki)	125 cc Stijbos (Cagiva)	125 cc Puzar (Ktm)	1980	1982	1984	1986	1989	1991	1993	1995	1997	1999
1981	1983	1985	1987	1990	1992	1994	1996	1998	2000					
500 cc Malherbe (Honda)	500 cc Carlqvist (Yamaha)	500 cc Thorpe (Honda)	250 cc Gobers (Honda)	500 cc Geboers (Honda)	500 cc Jobè (Honda)	500 cc Hansson (Honda)	500 cc S. King (Ktm)	500 cc Smets (Husaberg)	125 cc Langston (Ktm)	250 cc Hudson (Yamaha)	125 cc Geboers (Suzuki)	125 cc Vehokonen (Cagiva)		
125 cc H. Everts (Suzuki)				250 cc Puzar (Suzuki)	250 cc Smith (Yamaha)	125 cc Moore (Yamaha)								



Pirelli's high-level racing involvement has represented the driver for growth and continuous improvement of the Scorpion™ MX line. With such an extensive heritage of victories, the success of the Scorpion™ MX product range remains undoubted and shall continue for years to come.



SCORPION™ PRO F.I.M.

NEW SIZES

DEDICATED TO ENDURO

- Improved materials for resistance to tearing, cuts, abrasion and wear
- Balanced strength and softness construction
- Optimised distribution and geometry of pattern's blocks for improved traction and braking
- F.I.M. homologated



FRONT		SCORPION PRO F.I.M.			
	Size	Version	IP Codes	Notes	
21	90/90 - 21 M/C 54M M+S		2322100		
	90/90 - 21 M/C 54R M+S	Hard	3286100		

REAR		SCORPION PRO F.I.M.			
	Size	Version	IP Codes	Notes	
18	120/90 - 18 M/C 65M M+S		2322200		
	140/80 - 18 M/C 70M M+S	Soft	3107600		
	140/80 - 18 NHS 70M	Supersoft	3107700		
	140/80 - 18 M/C 70M M+S		2322300		
	140/80 - 18 M/C 70R M+S		3286300	NEW	

M+S = Mud + Snow

SCORPION™ MX SOFT

CHOICE OF CHAMPIONS FOR EXTREME USE ON MUD AND SAND OF RACING GROUNDS

- Excellent traction and self-cleaning properties to push from start thanks to the tyre contour and block design
- Constant performances in long lasting racing conditions on soft terrains thanks to special polyester carcass
- Paddle block layout with bridged rear tread to offer the maximum traction and power transmission on deep mud and sand even on the starting line



REAR		SCORPION MX SOFT		
	Size	Version	IP Codes	Notes
16	90/100 - 16 NHS 51M		2263700	
19	100/90 - 19 NHS 57M		2901500	
	110/90 - 19 NHS 62M		2901600	
	120/80 - 19 NHS 63M		2541800	

MST = Multi Service Tyre
NHS = Not for highway service

SCORPION™ MX32™ MID SOFT

THE WINNING TYRE OF MX WORLD CHAMPIONSHIP

- V-shaped blocks to improve braking stability and cornering side-grip
- High performance consistency in severe racing condition
- Increased heating resistance in race conditions and reduced weight without compromising on stability and cornering behaviour given by the special polyester carcass
- Available in standard, minicross sizes and special mud version



FRONT		SCORPION MX32™ MID SOFT		
	Size	Version	IP Codes	Notes
20	90/100 - 20 M/C 56M MST		1662400	
21	80/100 - 21 M/C 51M MST		2588300	
	90/100 - 21 M/C 57M MST		1749900	

REAR		SCORPION MX32™ MID SOFT		
	Size	Version	IP Codes	Notes
19	100/90 - 19 NHS 57M		2588400	
	110/85 - 19 NHS		2167300	
	110/90 - 19 NHS 62M		2588500	
	110/90 - 19 NHS 62M	MUD	2902000	
	120/80 - 19 NHS 63M		3107500	
	120/90 - 19 NHS 66M		1662800	

MST = Multi Service Tyre
NHS = Not for highway service

FRONT		SCORPION MX32™ MID SOFT - MINICROSS		
	Size	Version	IP Codes	Notes
10	2.50 - 10 NHS 33J		1663900	
12	60/100 - 12 NHS 36M		1664000	
14	60/100 - 14 NHS 29M		1664100	
17	70/100 - 17 NHS 40M		1664200	
19	70/100 - 19 NHS 42M		3252600	

REAR		SCORPION MX32™ MID SOFT - MINICROSS		
	Size	Version	IP Codes	Notes
10	2.75 - 10 NHS 37J		1664400	
12	80/100 - 12 NHS 50M		1664500	
14	90/100 - 14 NHS 49M		1664600	
16	90/100 - 16 NHS 51M		3252700	

MST = Multi Service Tyre
NHS = Not for highway service

SCORPION™ MX32™ MID HARD

CHOICE OF CHAMPIONS FOR THE BEST PERFORMANCES ON MID-HARD TERRAINS

- Larger block size increasing contact patch and improving durability on MidSoft to MidHard soil types
- Modified side blocks featuring “dimples” optimizing lean angle grip and stability
- Casing depressions including “Scorpion mark” to increase plant and ride comfort
- Tread spacing and crown radius profile to broaden the range usage
- Developed with MX GP and AMA Supercross race winning top professionals in Motocross & Supercross



FRONT SCORPION MX32™ MID HARD				
	Size	Version	IP Codes	Notes
21	80/100 - 21 M/C 51M MST		2901000	
	90/100 - 21 M/C 57M MST		2901100	

REAR SCORPION MX32™ MID HARD				
	Size	Version	IP Codes	Notes
19	100/90 - 19 NHS 57M		3107400	
	110/90 - 19 NHS 62M		2901200	
	120/80 - 19 NHS 63M		2901300	

MST = Multi Service Tyre
 NHS = Not for highway service

SCORPION™ MX HARD

CHOICE OF CHAMPIONS, UNBEATABLE ON HARD AND ROCKY TERRAINS

- Excellent damping performance, optimized stability and better puncture-resistance on hard terrains provided by the special stiff carcass with pet textile cord
- Increased block working edges on the front combined with increased block surface on the rear to offer maximum traction
- Reduced wear for constant performance till the end of the race



REAR SCORPION MX HARD				
	Size	Version	IP Codes	Notes
19	100/90 - 19 NHS 57M		1661800	
	110/90 - 19 NHS 62M		1661900	
	120/80 - 19 NHS 63M		1807000	

MST = Multi Service Tyre
 NHS = Not for highway service



SCORPION™ MX EXTRA X

OPTIMAL CHOICE FOR PROFESSIONAL TRAINING PURPOSES ON ALL TERRAINS

- Grip and traction on a wide range of terrain (from mid soft to mid hard)
- Perfect application for training
- Optimal compromise between performance and durability



FRONT		SCORPION MX EXTRA X		
	Size	Version	IP Codes	Notes
21	80/100 - 21 M/C 51M MST		2588600	

REAR		SCORPION MX EXTRA X		
	Size	Version	IP Codes	Notes
18	100/100 - 18 NHS 59M		2133100	
	110/100 - 18 NHS 64M		2589900	
	120/100 - 18 NHS 68M		2590000	
19	100/90 - 19 NHS 57M		2588700	
	110/90 - 19 NHS 62M		2588800	
	120/90 - 19 NHS 66M		2133600	

MST = Multi Service Tyre
NHS = Not for highway service

SCORPION™ MX EXTRA J

DEDICATED TO MINICROSS RIDERS AND RELATED TRAINING PURPOSES

- Traction and grip in changing conditions terrains
- High durability with consistency of performance
- Perfect application for training



FRONT		SCORPION MX EXTRA J - MINICROSS		
	Size	Version	IP Codes	Notes
10	2.50 - 10 NHS 33J		2134200	
14	60/100 - 14 NHS 29M		2134300	
17	70/100 - 17 NHS 40M		2134400	
19	70/100 - 19 NHS 42M		2134500	

REAR		SCORPION MX EXTRA J - MINICROSS		
	Size	Version	IP Codes	Notes
10	2.75 - 10 NHS 37J		2133800	
12	80/100 - 12 NHS 50M		2133900	
14	90/100 - 14 NHS 49M		2134000	
16	90/100 - 16 NHS 51M		2134100	
17	110/90 - 17 NHS 60M		2134700	

NHS = Not for highway service

SCORPION™ XC MID SOFT

WINNING TYRE FOR EXTREME USE IN MID SOFT CONDITIONS

- High Module Low Shrinkage polyester carcass for regular and large footprint area to maximize traction and braking
- Optimized steering precision and traction provided by the small hard blocks on the front
- Racing compound for a high performance level for the entire race, regardless of conditions



FRONT		SCORPION XC MID SOFT		
	Size	Version	IP Codes	Notes
21	80/100 - 21 M/C 51R MST		3556500	

REAR		SCORPION XC MID SOFT		
	Size	Version	IP Codes	Notes
18	110/100 - 18 NHS 64M		1767700	
	120/100 - 18 NHS 68M		1767800	

MST = Multi Service Tyre

SCORPION™ XC MID HARD

ULTIMATE TYRE FOR MEDIUM TO HARD TERRAIN

- High stability, cornering precision and good puncture resistance thanks to carcass stiffness
- Long lasting off-road performance and block tearing resistance provided by special off - road compound
- Blocks layout optimized to increase the number of blocks on contact area and the quantity of working edges for maximum grip and traction
- Heavy duty and DOT homologated



FRONT		SCORPION XC MID HARD		
	Size	Version	IP Codes	Notes
21	80/100 - 21 M/C 51R M+S		1767900	
	80/100 - 21 NHS 51R		3107800	

REAR		SCORPION XC MID HARD		
	Size	Version	IP Codes	Notes
18	100/100 - 18 NHS 59R		3107900	
	110/100 - 18 M/C 64M MST		1942200	
	120/100 - 18 M/C 68M M+S		1768100	
	140/80 - 18 M/C 70M M+S		1804600	

MST = Multi Service Tyre
M+S = Mud + Snow

MT 16™ GARACROSS

ALL-AROUND TIRE WITH GREAT DURABILITY

- High level of grip
- Traction and grip in changing conditions terrains



FRONT		MT 16 GARACROSS		
	Size	Version	IP Codes	Notes
21	80/100 - 21 M/C 51R MST		1418500	

REAR		MT 16 GARACROSS		
	Size	Version	IP Codes	Notes
18	4.00 - 18 NHS 64M		0248900	
	4.50 - 18 NHS 70M		0249000	
	110/100 - 18 NHS (64)		1418700	
	120/100 - 18 NHS (68)		1418600	

MST = Multi Service Tyre
NHS = Not for highway service

MT 43™ PRO TRIAL

FOR AMATEUR

- Optimum performance on hard, wet and dry terrain; even indoor events
- Resistant X-ply carcass to reduce the deformation and maximize the footprint on every type of terrain
- DOT approved



FRONT		MT 43 PRO TRIAL		
	Size	Version	IP Codes	Notes
21	2.75 - 21 45P TL		1414400	

REAR		MT 43 PRO TRIAL		
	Size	Version	IP Codes	Notes
18	4.00 - 18 64P DP TL		1414500	

DP = Dual Purpose
TL=Tubeless

MOUSSE

NEW SIZES



Mousses are rubber foam equipments which – beside preventing flat tyres during through off-road sections – feature dynamic properties capable to make faster, more efficient or simply effortless the off-road racing.

PIRELLI mousses are intended to replace inner tubes in off-road tyres for both motocross and Enduro competitions; once fitted, PIRELLI mousses simulate an equivalent inflation pressure to 0.7bar +/-0.1, far below the pressure advised for on-road use.

Particular attention must be then paid to suspension settings when racing with mousses.

PIRELLI mousse are marked NHS, which means they must not be used on public roads.

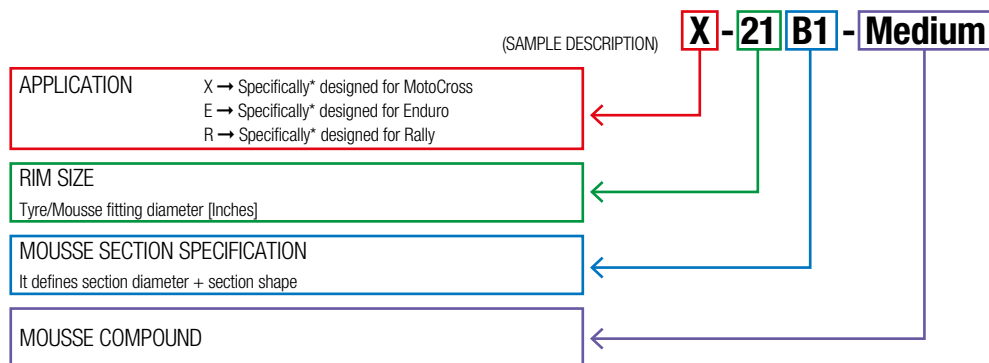
When fitting a mousse, the mounting lubricant gel must be spread completely inside the tyre, avoiding the beads.

PIRELLI mousse are available in 12", 14", 16", 18", 19" and 21" fitments, and must be fitted using PIRELLI mousse gel.

MOUSSE

Ipcode	Desc – Service	Application	Suggested Tyre	Fitment
9320200	MOUSSE X-12B1-Medium	Cross	80/100-12	R NEW
9319900	MOUSSE X-14A1-Medium	Cross	60/100-14	F NEW
9320100	MOUSSE X-16C1-Medium	Cross	90/100-16	R NEW
9320000	MOUSSE X-19A1-Medium	Cross	70/100-19	F NEW
9254600	MOUSSE X-19D1-Medium	Cross	100/90-19; 110/85-19	R
9254700	MOUSSE X-19E1-Medium	Cross	110/90-19; 110/100-18	R
9254900	MOUSSE X-19F1-Medium	Cross	120/80-19; 120/90-19	R
9253800	MOUSSE X-21B1-Medium	Cross	80/100-21; 90/90-21; 90/100-21	F
9254300	MOUSSE E-18H1-Soft	Enduro	130/90-18; 140/80-18	R
9254200	MOUSSE E-18F1-Medium	Enduro	120/90-18	R
9254400	MOUSSE E-18H1-Medium	Enduro	130/90-18; 140/80-18; 120/100-18	R
9254500	MOUSSE E-18H1-Hard	Enduro	130/90-18; 140/80-18; 120/100-18	R
9254000	MOUSSE E-21C1-Medium	Enduro	90/90-21	F
9254100	MOUSSE E-21C2-Medium	Enduro	90/100-21	F NEW
9260100	MOUSSE E-21C1-Hard	Enduro	80/100-21; 90/90-21;	F
9264800	MOUSSE R-18H1-Medium	Rally	140/80-18	R

How to read PIRELLI mousse specifications



*but not exclusively



GEL

Description	IP Codes
BOX of 12 GEL Tube 60g	9203200
GEL TUB 1 Kg	9203400



PIRELLI



SCOOTER



650cc	DIABLO ROSSO™ SCOOTER		ANGEL™ SCOOTER			
500cc						
300cc						
200cc	SL 36 SINERGY™ SL 38™ UNICO SL 26™			SC 30™	ML 12™ ML 75™	SL 60™
125cc						
100cc						SL 90™
50cc						
	SPORT	TOURING	URBAN	ON/OFF		

DIABLO ROSSO SCOOTER

NEW SIZES



THE NEXT LEVEL FOR HIGH PERFORMANCE SCOOTERS WITH PIRELLI'S DIABLO™ FAMILY DNA. BRINGING MOTORCYCLE PERFORMANCE ON A SCOOTER TYRE. PROVIDING UNPRECEDENTED GRIP AND HANDLING.

- Improved handling, absolute grip and performance in the wet combining all the latest technologies, materials, processes, and know-how achieved by PIRELLI in the racing activities
- Dedicated to riders with a sporty riding style, both in the urban environment and/or on winding roads or mountain passes
- High Silica Dual-Compound in rear tyre for higher mileage and excellent grip in all conditions

FRONT DIABLO ROSSO™ SCOOTER				
	Size	Version	IP Codes	Notes
12	110/70 - 12 47P TL		2925300	
	120/70 - 12 58P TL Reinf		2925400	FRONT/REAR
14	120/80 - 14 M/C 58S TL		2768700	FRONT/REAR
	120/70 - 14 M/C 55S TL		2768500	
	120/70 R 14 M/C 55H TL		2768600	
15	120/70 - 15 M/C 56S TL		2768800	
	120/70 R 15 M/C 56H TL		2768900	
16	120/70 R 16 M/C 57H TL		2769000	
17	120/70 R 17 M/C 58H TL		3562600	NEW

REAR DIABLO ROSSO™ SCOOTER				
	Size	Version	IP Codes	Notes
13	130/70 - 12 62P TL Reinf		2925500	
13	150/70 - 13 M/C 64S TL		2769100	
14	150/70 - 14 M/C 66S TL		2769200	
	160/60 R 14 M/C 65H TL		2769300	
15	160/60 R 15 M/C 67H TL		2769400	

TL=Tubeless

PROPERTIES	EFFECT	CONSUMER BENEFIT
High Performance Silica Compounds	Wide range of "operative temperature"	Optimal Grip in all conditions
Sporty Profiles	Faster going into lean	Agile handling
"Flash" Racing tread pattern	Uniform wear	Performance consistency



MAGAZINES & COMMENTS



"The Diablo Rosso convinced our testers and is highly recommended by our editorial department."
 Scooter & Sport Empfehlung der Redaktion (Germany) – Issue 05/2018





NEW SIZES



**THE GUARDIAN ANGEL FOR URBAN MOBILITY
EXCELLENT COMFORT, TOP WET PERFORMANCE AND
HANDLING FOR THE URBAN JUNGLE.**

- High comfort thanks to the combined action of stiff structures and tread pattern design
- New compound with a high percentage of silica for top wet performance
- Dynamic urban handling thanks to the new multi radius contour allowing quicker change of direction

FRONT ANGEL™ SCOOTER				
	Size	Version	IP Codes	Notes
10	3.00 - 10 50J TL Reinf		2903200	FRONT/REAR
	3.50 - 10 59J TL Reinf		2903000	FRONT/REAR
	80/90 - 10 44J TL		2903400	FRONT/REAR
	80/100 - 10 46J TL		2903300	FRONT/REAR
	90/90 - 10 50J TL		2902900	FRONT/REAR
	100/90 - 10 56J TL		2903100	FRONT/REAR
11	110/70 - 11 45L TL		2924900	FRONT/REAR
	12 110/70 - 12 47P TL		2769500	FRONT/REAR
12	110/90 - 12 64P TL		2769600	FRONT/REAR
	120/70 - 12 51P TL		2769700	FRONT/REAR
	120/70 - 12 51S TL		2769800	
	13	110/70 - 13 M/C 48P TL		2769900
110/70 - 13 M/C 48S TL			3078300	
110/90 - 13 M/C 56P TL			2770000	
120/70 - 13 M/C 53P TL			2770100	
14	80/80 - 14 M/C 43S TL Reinf		2925700	
	90/80 - 14 M/C 49S TL		2770200	FRONT/REAR
	120/70 - 14 M/C 55P TL		2770300	FRONT/REAR
15	120/70 - 15 M/C 56P TL		2770400	
	120/70 - 15 M/C 56S TL		2770500	
16	90/80 - 16 M/C 51S TL Reinf		2902200	FRONT/REAR
	100/80 - 16 M/C 50P TL		2770600	
	110/70 - 16 M/C 52S TL		2770800	
	110/70 - 16 M/C 52P TL		2770700	FRONT/REAR

REAR ANGEL™ SCOOTER					
	Size	Version	IP Codes	Notes	
11	120/70 - 11 56L TL Reinf		2925000	FRONT/REAR	
	12	120/70 - 12 58P TL Reinf		2770900	
130/70 - 12 62P TL Reinf			2771000	FRONT/REAR	
140/70 - 12 65P TL Reinf			2771100		
13		130/70 - 13 M/C 63P TL Reinf		2771200	
	130/60 - 13 M/C 60P TL Reinf		2771400	FRONT/REAR	
14	140/60 - 13 M/C 63P TL Reinf		2771300		
	140/70 - 13 M/C 61P TL		2902100		
	150/70 - 13 M/C 64S TL		3107300		
	100/90 - 14 M/C 57P TL Reinf		3445700		
	110/70 - 14 M/C 56S TL Reinf		2925600		
	100/80 - 14 M/C 54S TL Reinf		2902300	FRONT/REAR	
	110/80 - 14 M/C 59S TL Reinf		2902800		
	120/80 - 14 M/C 58P TL		2864000		
15	140/60 - 14 M/C 64P TL Reinf		2771500		
	140/60 - 14 M/C 64S TL Reinf		2854300		
	140/70 - 14 M/C 68P TL Reinf		2771600		
	140/70 - 14 M/C 68S TL Reinf		2771700		
	150/70 - 14 M/C 66P TL		2771800		
	150/70 - 14 M/C 66S TL		2771900		
	150/70 - 14 M/C 66S TL	(B)	3567600	NEW	
	16	130/80 - 15 M/C 63S TL		2854400	
		120/80 - 16 M/C 60P TL		2772000	
	16	130/70 - 16 M/C 61P TL		2772100	
130/70 R 16 M/C 61S TL			2772200		
130/80 - 16 M/CT64P TL			2772300		
140/70 - 16 M/C 65P TL			2772400		

SPECIAL VERSION

Rear B 150/70 - 14 M/C 66S TL 3567600. OE Piaggio Beverly 350

TL=Tubeless

PROPERTIES	EFFECT	CONSUMER BENEFIT
Innovative tread pattern & stiff structure	Absorbtion of urban asperities	Comfort & excellent grip on any type of urban pavement.
Balanced silica compound & sipes	Grip on wet	Wet safety feeling
Tread pattern crossing elements	Absorb and distribute braking forces	Reduced braking distance
Variable radius profile	Tailored behavior	Confident urban handling



SL 36 SINERGY™

SPORT TYRE FOR THE SCOOTER GENERATION WITH 11" TO 13" WHEELS

- Single radius line for the tyres contour to assure handling performance and steering precision



FRONT/REAR		SL 36 SINERGY		
	Size	Version	IP Codes	Notes
11	130/70 - 11 60L TL Reinf		2149800	
12	140/60 - 12 62L TL Reinf		2149900	

TL=Tubeless

SC 30™

COMMUTING TYRE FOR SCOOTERS

- Classic designed tread pattern with low section profile and stiff carcass



FRONT/REAR		SC 30		
	Size	Version	IP Codes	Notes
10	3.00 - 10 42J		0401900	
	3.50 - 10 51J		3734700	

TL=Tubeless

SL 26™

SPORT-TOURING TREAD PATTERN FOR SCOOTERS WITH 10" TO 13" WHEELS

- Big grooves and blocks in the tread pattern give good wet performances and assure riding comfort, high mileage and even wear



FRONT/REAR		SL 26		
	Size	Version	IP Codes	Notes
10	90/90 - 10 50J TL		0531000	
	100/80 - 10 53J TL		0531800	
	110/80 - 10 58J TL		0532000	
	120/90 - 10 66J TL		0737100	
	130/90 - 10 61J TL		0791900	
12	110/100 - 12 67J TL		0695600	
	120/70 - 12 51L TL		1232800	
	120/70 - 12 51P TL		0998800	
	130/70 - 12 56L TL		0736900	

TL=Tubeless

SL 38™ UNICO

SPORT-TOURING TREAD PATTERN FOR SCOOTERS WITH 10" WHEELS

- Classic design tread pattern with low section profile and stiff carcass
- Large tread blocks for wet performance, even wear and mileage



FRONT/REAR		SL 38 UNICO		
	Size	Version	IP Codes	Notes
10	100/80 - 10 53L TL		2583700	
	120/70 - 10 54L TL Reinf		2583800	
	130/70 - 10 59L TL Reinf		1201900	
11	110/70 - 11 45L TL		2589200	

TL=Tubeless

ML 12™

OPTIMAL PROFILE FOR STANDARD MOPEDS

- Reinforced nylon carcass for high durability and puncture resistance
- Reliable and economic even on rough surfaces



FRONT/REAR		ML 12		
	Size	Version	IP Codes	Notes
14	80/80 - 14 43J Reinf		0244700	
16	2 1/2 - 16 42J Reinf		0244100	
	2 1/4 - 16 38J Reinf		0244000	
17	2 - 17 31J Reinf		0244200	
	2 1/4 - 17 39J Reinf		0244300	

TL=Tubeless

ML 75™

MODERN PROFILE FOR THE STANDARD MOPEDS

- Reinforced nylon carcass for high durability and puncture resistance



FRONT/REAR ML 75

	Size	Version	IP Codes	Notes
16	2 1/2 - 16 42J Reinf		0947600	
	2 3/4 - 16 46J Reinf		0947700	
17	2.50 - 17 43J Reinf		0894000	

TL=Tubeless

MANDRAKE™ MT 15

A TOURING TYRE FOR THE CITY

- Conventional tyre for moto and scooters 14" to 16"
- Central grooves for good feedback and wet performance
- Classic design tread pattern with low section profile and stiff carcass



FRONT MANDRAKE MT 15

	Size	Version	IP Codes	Notes
16	80/80 - 16 M/C 45J TL Reinf		2588000	

REAR MANDRAKE MT 15

	Size	Version	IP Codes	Notes
14	110/80 - 14 M/C 59J TL Reinf		2588200	
16	90/80 - 16 M/C 51J TL Reinf		2588100	

TL=Tubeless

SL 60™**ON/OFF TREAD PATTERN FOR SCOOTERS WITH 10" AND 12" WHEELS**

- Low section profile and stiff carcass
- Large tread blocks for more grip on all surfaces and wet performance



FRONT/REAR		SL 60		
	Size	Version	IP Codes	Notes
10	120/90 - 10 57J TL		0550500	
	130/90 - 10 61J TL		0550800	
12	120/80 - 12 55J TL		0800000	
	130/80 - 12 60J TL		0800100	

TL=Tubeless

SL 90™**DUAL PURPOSE TREAD PATTERN FOR 10" SIZES**

- Big central knobs of the rear tread pattern for riding comfort, high mileage and even wear



FRONT		SL 90		
	Size	Version	IP Codes	Notes
10	120/90 - 10 57L TL		1471600	

REAR		SL 90		
	Size	Version	IP Codes	Notes
10	150/80 - 10 65L TL		1471700	

TL=Tubeless

PIRELLI - moto tube

T-rim	Application	PROD-ID	Description		Thickness (mm)	ValveDIN	Valve ETRTO	Valve TRA	Valve Bend	Valve Pos	Application
10	2.50 - 10	2552710	MA 10 M/C	Tube PI Valve V1-09-1	1,40	34G	V1-09-1	TR4			970 - TUBE MOTO
	2.75 - 10	2552710	MA 10 M/C	Tube PI Valve V1-09-1	1,40	34G	V1-09-1	TR4			970 - TUBE MOTO
12	60/100 - 12	2598910	MH 12 M/C	Tube PI Valve V1-09-1	1,40	34G	V1-09-1	TR4			970 - TUBE MOTO
	80/100 - 12	2552810	MA 12 M/C	Tube PI Valve V1-09-1	1,40	34G	V1-09-1	TR4			970 - TUBE MOTO
14	60/100 - 14	2598610	MA 14 M/C	Tube PI Valve V1-09-1	1,40	34G	V1-09-1	TR4			970 - TUBE MOTO
	90/100 - 14	2598510	MB 14 M/C	Tube PI Valve V1-09-1	1,40	34G	V1-09-1	TR4			970 - TUBE MOTO
	110/80 - 14	2598510	MB 14 M/C	Tube PI Valve V1-09-1	1,40	34G	V1-09-1	TR4			970 - TUBE MOTO
15	130/90 - 15	2552310	MD 16 M/C	Tube PI Valve V1-09-1	1,40	34G	V1-09-1	TR4			970 - TUBE MOTO
	170/80 - 15	2597710	ME 15 M/C	Tube PI Valve V1-09-1	1,90	34G	V1-09-1	TR4			970 - TUBE MOTO
	180/70 - 15	2597710	ME 15 M/C	Tube PI Valve V1-09-1	1,90	34G	V1-09-1	TR4			970 - TUBE MOTO
16	80/100 - 16	2108910	MB 16 M/C	Tube PI Valve V1-09-1	1,40	34G	V1-09-1	TR4			970 - TUBE MOTO
	90/100 - 16	2108910	MB 16 M/C	Tube PI Valve V1-09-1	1,40	34G	V1-09-1	TR4			970 - TUBE MOTO
	3-1/4 - 16	2108910	MB 16 M/C	Tube PI Valve V1-09-1	1,40	34G	V1-09-1	TR4			970 - TUBE MOTO
	3.00 - 16	2108910	MB 16 M/C	Tube PI Valve V1-09-1	1,40	34G	V1-09-1	TR4			970 - TUBE MOTO
	3.25 - 16	2108910	MB 16 M/C	Tube PI Valve V1-09-1	1,40	34G	V1-09-1	TR4			970 - TUBE MOTO
	3.50 - 16	2108910	MB 16 M/C	Tube PI Valve V1-09-1	1,40	34G	V1-09-1	TR4			970 - TUBE MOTO
	90/90 - 16	2108910	MB 16 M/C	Tube PI Valve V1-09-1	1,40	34G	V1-09-1	TR4			970 - TUBE MOTO
	100/90 - 16	2108910	MB 16 M/C	Tube PI Valve V1-09-1	1,40	34G	V1-09-1	TR4			970 - TUBE MOTO
	110/90 - 16	2598710	MC 16 M/C	Tube PI Valve V1-09-1	1,40	34G	V1-09-1	TR4			970 - TUBE MOTO
	120/90 - 16	2598710	MC 16 M/C	Tube PI Valve V1-09-1	1,40	34G	V1-09-1	TR4			970 - TUBE MOTO
	130/90 - 16	2552310	MD 16 M/C	Tube PI Valve V1-09-1	1,40	34G	V1-09-1	TR4			970 - TUBE MOTO
	140/90 - 16	2552310	MD 16 M/C	Tube PI Valve V1-09-1	1,40	34G	V1-09-1	TR4			970 - TUBE MOTO
	150/90 - 16	2552310	MD 16 M/C	Tube PI Valve V1-09-1	1,40	34G	V1-09-1	TR4			970 - TUBE MOTO
	110/80 - 16	2108910	MB 16 M/C	Tube PI Valve V1-09-1	1,40	34G	V1-09-1	TR4			970 - TUBE MOTO
	120/80 - 16	2598710	MC 16 M/C	Tube PI Valve V1-09-1	1,40	34G	V1-09-1	TR4			970 - TUBE MOTO
	130/80 - 16	2552310	MD 16 M/C	Tube PI Valve V1-09-1	1,40	34G	V1-09-1	TR4			970 - TUBE MOTO
	140/80 - 16	2552310	MD 16 M/C	Tube PI Valve V1-09-1	1,40	34G	V1-09-1	TR4			970 - TUBE MOTO
	150/80 - 16	2552310	MD 16 M/C	Tube PI Valve V1-09-1	1,40	34G	V1-09-1	TR4			970 - TUBE MOTO
	110/70 - 16	2108910	MB 16 M/C	Tube PI Valve V1-09-1	1,40	34G	V1-09-1	TR4			970 - TUBE MOTO
	140/70 - 16	2598710	MC 16 M/C	Tube PI Valve V1-09-1	1,40	34G	V1-09-1	TR4			970 - TUBE MOTO
17	70/100 - 17	2108210	MA 17 M/C	Tube PI Valve V1-09-1	1,40	34G	V1-09-1	TR4			970 - TUBE MOTO
	2.75 - 17	2108210	MA 17 M/C	Tube PI Valve V1-09-1	1,40	34G	V1-09-1	TR4			970 - TUBE MOTO
	3.00 - 17	2108210	MA 17 M/C	Tube PI Valve V1-09-1	1,40	34G	V1-09-1	TR4			970 - TUBE MOTO
	3.25 - 17	2108210	MA 17 M/C	Tube PI Valve V1-09-1	1,40	34G	V1-09-1	TR4			970 - TUBE MOTO
	3.50 - 17	2108210	MA 17 M/C	Tube PI Valve V1-09-1	1,40	34G	V1-09-1	TR4			970 - TUBE MOTO
	3.75 - 17	2108210	MA 17 M/C	Tube PI Valve V1-09-1	1,40	34G	V1-09-1	TR4			970 - TUBE MOTO
	4.00 - 17	2108510	MC 17 M/C	Tube PI Valve V1-09-1	1,40	34G	V1-09-1	TR4			970 - TUBE MOTO
	4.60 - 17	2108510	MC 17 M/C	Tube PI Valve V1-09-1	1,40	34G	V1-09-1	TR4			970 - TUBE MOTO
	5.10 - 17	2108610	MD 17 M/C	Tube PI Valve V1-09-1	1,40	34G	V1-09-1	TR4			970 - TUBE MOTO
	110/90 - 17	2108510	MC 17 M/C	Tube PI Valve V1-09-1	1,40	34G	V1-09-1	TR4			970 - TUBE MOTO
	120/90 - 17	2108510	MC 17 M/C	Tube PI Valve V1-09-1	1,40	34G	V1-09-1	TR4			970 - TUBE MOTO
	130/90 - 17	2108610	MD 17 M/C	Tube PI Valve V1-09-1	1,40	34G	V1-09-1	TR4			970 - TUBE MOTO
	90/80 - 17	2108210	MA 17 M/C	Tube PI Valve V1-09-1	1,40	34G	V1-09-1	TR4			970 - TUBE MOTO
	100/80 - 17	2108210	MA 17 M/C	Tube PI Valve V1-09-1	1,40	34G	V1-09-1	TR4			970 - TUBE MOTO
	110/80 - 17	2108510	MC 17 M/C	Tube PI Valve V1-09-1	1,40	34G	V1-09-1	TR4			970 - TUBE MOTO
	120/80 - 17	2108510	MC 17 M/C	Tube PI Valve V1-09-1	1,40	34G	V1-09-1	TR4			970 - TUBE MOTO
	130/80 - 17	2108610	MD 17 M/C	Tube PI Valve V1-09-1	1,40	34G	V1-09-1	TR4			970 - TUBE MOTO
	140/80 - 17	2108610	MD 17 M/C	Tube PI Valve V1-09-1	1,40	34G	V1-09-1	TR4			970 - TUBE MOTO
	120/70 - 17	2108510	MC 17 M/C	Tube PI Valve V1-09-1	1,40	34G	V1-09-1	TR4			970 - TUBE MOTO
	120/70 R 17	2108510	MC 17 M/C	Tube PI Valve V1-09-1	1,40	34G	V1-09-1	TR4			970 - TUBE MOTO
130/70 - 17	2108510	MC 17 M/C	Tube PI Valve V1-09-1	1,40	34G	V1-09-1	TR4			970 - TUBE MOTO	
140/70 - 17	2108610	MD 17 M/C	Tube PI Valve V1-09-1	1,40	34G	V1-09-1	TR4			970 - TUBE MOTO	
150/70 - 17	2108610	MD 17 M/C	Tube PI Valve V1-09-1	1,40	34G	V1-09-1	TR4			970 - TUBE MOTO	
160/70 - 17	2108610	MD 17 M/C	Tube PI Valve V1-09-1	1,40	34G	V1-09-1	TR4			970 - TUBE MOTO	
160/60 - 17	2108610	MD 17 M/C	Tube PI Valve V1-09-1	1,40	34G	V1-09-1	TR4			970 - TUBE MOTO	
18	90/100 - 18	2107710	MB 18 M/C	Tube PI Valve V1-09-1	1,40	34G	V1-09-1	TR4			970 - TUBE MOTO
	100/100 - 18	2552510	21 B 18 NHS	Tube PI Valve V1-09-1	3,00	34G	V1-09-1	TR4			970 - TUBE MOTO
	100/100 - 18	2107810	MD 18 M/C	Tube PI Valve V1-09-1	1,40	34G	V1-09-1	TR4			970 - TUBE MOTO
	110/100 - 18	2552510	21 B 18 NHS	Tube PI Valve V1-09-1	3,00	34G	V1-09-1	TR4			970 - TUBE MOTO
	120/100 - 18	2552510	21 B 18 NHS	Tube PI Valve V1-09-1	3,00	34G	V1-09-1	TR4			970 - TUBE MOTO
	3-1/4 - 18	2107610	MA 18 M/C	Tube PI Valve V1-09-1	1,40	34G	V1-09-1	TR4			970 - TUBE MOTO
2.50 - 18	2107610	MA 18 M/C	Tube PI Valve V1-09-1	1,40	34G	V1-09-1	TR4			970 - TUBE MOTO	


PIRELLI - scooter tube

T-rim	Application	PROD-ID	Description		Thickness (mm)	ValveDIN	Valve ETRTO	Valve TRA	Valve Bend	Valve Pos	Application
10	3.00 - 10	2598310	10 C 10	Tube PI Valve V1-08-1	1,40	33G/90	V1-08-1	~TR87	90		971 - TUBE SCOOTER
	3.50 - 10	2598310	10 C 10	Tube PI Valve V1-08-1	1,40	33G/90	V1-08-1	~TR87	90		971 - TUBE SCOOTER
	80/90 - 10	2598310	10 C 10	Tube PI Valve V1-08-1	1,40	33G/90	V1-08-1	~TR87	90		971 - TUBE SCOOTER
	100/90 - 10	2598310	10 C 10	Tube PI Valve V1-08-1	1,40	33G/90	V1-08-1	~TR87	90		971 - TUBE SCOOTER
	100/80 - 10	2598310	10 C 10	Tube PI Valve V1-08-1	1,40	33G/90	V1-08-1	~TR87	90		971 - TUBE SCOOTER
	110/80 - 10	2598310	10 C 10	Tube PI Valve V1-08-1	1,40	33G/90	V1-08-1	~TR87	90		971 - TUBE SCOOTER
	120/70 - 10	2598310	10 C 10	Tube PI Valve V1-08-1	1,40	33G/90	V1-08-1	~TR87	90		971 - TUBE SCOOTER
	130/70 - 10	2598310	10 C 10	Tube PI Valve V1-08-1	1,40	33G/90	V1-08-1	~TR87	90		971 - TUBE SCOOTER

PIRELLI - moped tube

T-rim	Application	PROD-ID	Description		ValveDIN	Valve ETRTO	Valve TRA	Valve Bend	Valve Pos	Application
14	2-1/2 - 14	0648510	6 M 14	Tube PI Valve V1-09-1	34G	V1-09-1	TR4			974 - TUBE MOPED
	2-1/4 - 14	0648510	6 M 14	Tube PI Valve V1-09-1	34G	V1-09-1	TR4			974 - TUBE MOPED
	2-3/4 - 14	0648510	6 M 14	Tube PI Valve V1-09-1	34G	V1-09-1	TR4			974 - TUBE MOPED
	80/80 - 14	0648510	6 M 14	Tube PI Valve V1-09-1	34G	V1-09-1	TR4			974 - TUBE MOPED
16	2-1/2 - 16	0640810	7 A 16	Tube PI Valve V1-09-1	34G	V1-09-1	TR4			974 - TUBE MOPED
	2-1/4 - 16	0781010	6 E 16	Tube PI Valve V1-06-1		V1-07-1	TR1			974 - TUBE MOPED
	2-1/4 - 16	0640810	7 A 16	Tube PI Valve V1-09-1	34G	V1-09-1	TR4			974 - TUBE MOPED
	2-3/4 - 16	0640810	7 A 16	Tube PI Valve V1-09-1	34G	V1-09-1	TR4			974 - TUBE MOPED
	2.25 - 16	0640810	7 A 16	Tube PI Valve V1-09-1	34G	V1-09-1	TR4			974 - TUBE MOPED
	2.50 - 16	0640810	7 A 16	Tube PI Valve V1-09-1	34G	V1-09-1	TR4			974 - TUBE MOPED
17	2 - 17	0639010	5 A 17	Tube PI Valve V1-09-1	34G	V1-09-1	TR4			974 - TUBE MOPED
	2-1/2 - 17	0639410	7 A 17	Tube PI Valve V1-09-1	34G	V1-09-1	TR4			974 - TUBE MOPED
	2-1/4 - 17	0639410	7 A 17	Tube PI Valve V1-09-1	34G	V1-09-1	TR4			974 - TUBE MOPED
	2-3/4 - 17	0639410	7 A 17	Tube PI Valve V1-09-1	34G	V1-09-1	TR4			974 - TUBE MOPED
	2.25 - 17	0639410	7 A 17	Tube PI Valve V1-09-1	34G	V1-09-1	TR4			974 - TUBE MOPED
	2.50 - 17	0639410	7 A 17	Tube PI Valve V1-09-1	34G	V1-09-1	TR4			974 - TUBE MOPED

FITMENT 2019





MODEL	TYPE	CC	MY From	MY To	Footnotes	FRONT			REAR			Pressure		
						IP-Code	Dimension	Tread	IP-Code	Dimension	Tread	Front	Rear	
ADIVA														
AD 125		125	2007			2770300	120/70 - 14 M/C 55P TL	Angel Scooter Fr.	2771700	140/70 - 14 M/C 68S reinf. TL	Angel Scooter	-	-	
AD 250		250	2007			2770300	120/70 - 14 M/C 55P TL	Angel Scooter Fr.	2771700	140/70 - 14 M/C 68S reinf. TL	Angel Scooter	-	-	
Namuna 50		50	2009			2769700	120/70 - 12 51P TL	Angel Scooter Fr.	2771000	130/70 - 12 62P reinf. TL	Angel Scooter	-	-	
Namuna 50		50	2009			2925400	120/70 - 12 58P reinf. TL	Diablo Rosso Scooter	2925500	130/70 - 12 62P reinf. TL	Diablo Rosso Scooter	-	-	
APRILIA														
6.35 Wind Tuareg		635				0281800	90/90 - 21 M/C 54H TL	MT 60 Fr.	0284000	130/80 - 17 M/C 65H TL	MT 60	2.00	2.30	
6.35 Wind Tuareg		635				1726500	90/90 - 21 M/C 54S TT	Scorpion Trail Fr.	1726900	130/80 - 17 M/C 65S TT	Scorpion Trail	2.00	2.30	
AF1 125 Futura	FM	125	1990	1992		3657000	110/70 ZR 17 M/C 56W V3 TL	Diablo Supercorsa SP Fr.	3657100	140/70 ZR 17 M/C 66W V3 TL	Diablo Supercorsa SP	2.00	2.10	
AF1 125 Futura	FM	125	1990	1992		2854700	100/80 R 17 M/C 52H TL	Diablo Rosso III Fr.	2854800	130/70 R 17 M/C 62H TL	Diablo Rosso III	2.00	2.10	
AF1 125 Futura	FM	125	1990	1992		2854900	110/70 R 17 M/C 54H TL	Diablo Rosso III Fr.	2855000	140/70 R 17 M/C 66H TL	Diablo Rosso III	2.00	2.10	
AF1 125 Futura	FM	125	1990	1992		2409200	100/80 R 17 M/C 52H (R) TL	Diablo Rosso II Fr.	2409300	130/70 R 17 M/C 62H (R) TL	Diablo Rosso II	2.00	2.10	
AF1 125 Futura	FM	125	1990	1992		2072500	110/70 R 17 M/C 54H TL	Diablo Rosso II Fr.	2055400	140/70 R 17 M/C 66H TL	Diablo Rosso II	2.00	2.10	
AF1 Sintesi	EU	125	1990			2854700	100/80 R 17 M/C 52H TL	Diablo Rosso III Fr.	2854800	130/70 R 17 M/C 62H TL	Diablo Rosso III	2.00	2.10	
AF1 Sintesi	EU	125	1990			2409200	100/80 R 17 M/C 52H (R) TL	Diablo Rosso II Fr.	2409300	130/70 R 17 M/C 62H (R) TL	Diablo Rosso II	2.00	2.10	
Amico 50 GL		50				2903100	100/90 - 10 56J TL	Angel Scooter	2903100	100/90 - 10 56J TL	Angel Scooter	1.90	2.10	
Area 51		50			26	2771400	130/60 - 13 M/C 60P reinf. TL	Angel Scooter	2771400	130/60 - 13 M/C 60P reinf. TL	Angel Scooter	-	-	
Atlantic 125	SP	125	2002			2770000	110/90 - 13 M/C 56P TL	Angel Scooter Fr.	2771200	130/70 - 13 M/C 63P reinf. TL	Angel Scooter	-	-	
Atlantic 200, 250	SP	200	2003			2770000	110/90 - 13 M/C 56P TL	Angel Scooter Fr.	2771200	130/70 - 13 M/C 63P reinf. TL	Angel Scooter	2.40	2.60	
Atlantic 500	PT	500	2002	2005		2770500	120/70 - 15 M/C 56S TL	Angel Scooter Fr.	2854300	140/60 - 14 M/C 64S reinf. TL	Angel Scooter	2.20	2.60	
Caponord MY 2014 -	VK 0/01;/03-A/01;/03	1200	2014			3111300	120/70 ZR 17 M/C (58W) TL	Angel GT II Fr.	3112000	180/55 ZR 17 M/C (73W) TL	Angel GT II	2.50	2.80	
Caponord MY 2014 -	VK 0/01;/03-A/01;/03	1200	2014			3111300	120/70 ZR 17 M/C (58W) TL	Angel GT II Fr.	3112400	190/55 ZR 17 M/C (75W) TL	Angel GT II	2.50	2.80	
Caponord MY 2014 -	VK 0/01;/03-A/01;/03	1200	2014			2526300	120/70 ZR 17 M/C (58W) TL	Scorpion Trail II Fr.	2527400	180/55 ZR 17 M/C (73W) TL	Scorpion Trail II	2.50	2.80	
Caponord MY 2014 -	VK 0/01;/03-A/01;/03	1200	2014			2387600	120/70 ZR 17 M/C (58W) TL	Angel GT Fr.	2317600	180/55 ZR 17 M/C (73W) TL	Angel GT	2.50	2.80	
Caponord MY 2014 -	VK 0/01;/03-A/01;/03	1200	2014			2526300	120/70 ZR 17 M/C (58W) TL	Scorpion Trail II Fr.	2527500	190/55 ZR 17 M/C (75W) TL	Scorpion Trail II	2.50	2.80	
Caponord MY 2014 -	VK 0/01;/03-A/01;/03	1200	2014			2636000	120/70 ZR 17 M/C (58W) TL	MT 60 RS Fr.	2636100	180/55 ZR 17 M/C (73W) TL	MT 60 RS	2.50	2.80	
Caponord 1200 MY 2013	VK Vers. 0 oder A	1200	2013	2013		3111300	120/70 ZR 17 M/C (58W) TL	Angel GT II Fr.	3112000	180/55 ZR 17 M/C (73W) TL	Angel GT II	2.50	2.80	
Caponord 1200 MY 2013	VK Vers. 0 oder A	1200	2013	2013		2387600	120/70 ZR 17 M/C (58W) TL	Angel GT Fr.	2317600	180/55 ZR 17 M/C (73W) TL	Angel GT	2.50	2.80	
Caponord 1200 MY 2013	VK Vers. 0 oder A	1200	2013	2013		2526300	120/70 ZR 17 M/C (58W) TL	Scorpion Trail II Fr.	2527400	180/55 ZR 17 M/C (73W) TL	Scorpion Trail II	2.50	2.80	
Caponord 1200 MY 2013	VK Vers. 0 oder A	1200	2013	2013		2636000	120/70 ZR 17 M/C (58W) TL	MT 60 RS Fr.	2636100	180/55 ZR 17 M/C (73W) TL	MT 60 RS	2.50	2.80	
Caponord Rally MY 2015 -	VK Vers. B	1200	2015			3111500	120/70 R 19 M/C 60V TL	Angel GT II Fr.	3111800	170/60 R 17 M/C 72V TL	Angel GT II	2.50	2.80	
Caponord Rally MY 2015 -	VK Vers. B	1200	2015			2803600	120/70 R 19 M/C 60V M+S TL	Scorpion Rally STR Fr.	2803700	170/60 R 17 M/C 72V M+S TL	Scorpion Rally STR	2.50	2.80	
Caponord Rally MY 2015 -	VK Vers. B	1200	2015			2802800	120/70 R 19 M/C 60V TL	Scorpion Trail II Fr.	2802900	170/60 R 17 M/C 72V TL	Scorpion Trail II	2.50	2.80	
Caponord Rally MY 2015 -	VK Vers. B	1200	2015			2439200	120/70 R 19 M/C 60T M+S TL	Scorpion Rally Fr.	2439600	170/60 R 17 M/C 72T M+S TL	Scorpion Rally	2.50	2.80	
Dorsoduro 900 MY 2017 -	KB	900	2017			3111300	120/70 ZR 17 M/C (58W) TL	Angel GT II Fr.	3112000	180/55 ZR 17 M/C (73W) TL	Angel GT II	2.40	2.70	
Dorsoduro 900 MY 2017 -	KB	900	2017			2387600	120/70 ZR 17 M/C (58W) TL	Angel GT Fr.	2317600	180/55 ZR 17 M/C (73W) TL	Angel GT	2.40	2.70	
Dorsoduro 900 MY 2017 -	KB	900	2017			2526300	120/70 ZR 17 M/C (58W) TL	Scorpion Trail II Fr.	2527400	180/55 ZR 17 M/C (73W) TL	Scorpion Trail II	2.40	2.70	
Dorsoduro 900 MY 2017 -	KB	900	2017			2636200	120/70 ZR 17 M/C (58W) TL	Phantom Sportscomp Fr.	2636300	180/55 ZR 17 M/C (73W) TL	Phantom Sportscomp	2.40	2.70	
Dorsoduro 900 MY 2017 -	KB	900	2017			2906900	120/70 ZR 17 M/C (58W) TL	Diablo Rosso Corsa II Fr.	2907100	180/55 ZR 17 M/C (73W) TL	Diablo Rosso Corsa II	2.40	2.70	
Dorsoduro 900 MY 2017 -	KB	900	2017			2635200	120/70 ZR 17 M/C (58W) TL	Diablo Rosso III Fr.	2635500	180/55 ZR 17 M/C (73W) TL	Diablo Rosso III	2.40	2.70	
ETV 1000 CapoNord; Rally Raid	PS	1000	2001			2526500	110/80 R 19 M/C 59V TL	Scorpion Trail II Fr.	2527100	150/70 R 17 M/C 69V TL	Scorpion Trail II	2.50	2.90	
ETV 1000 CapoNord; Rally Raid	PS	1000	2001		14	2490900	110/80 R 19 M/C 59V TL	Angel GT Fr. ab DOT 2815	2491000	150/70 R 17 M/C 69V TL	Angel GT ab DOT 2815	2.50	2.90	
ETV 1000 CapoNord; Rally Raid	PS	1000	2001			2865200	110/80 R 19 M/C 59V M+S TL	Scorpion Rally STR Fr.	2865200	150/70 R 17 M/C 69V M+S TL	Scorpion Rally STR	2.50	2.90	
ETX 125	PH	125	1998			1005200	90/90 - 21 M/C 54S TT	MT 90 Front AVT	1004600	120/80 - 18 M/C 62S TT	MT 90 AVT	1.70	2.00	
ETX 350 Tuareg		350				1726500	90/90 - 21 M/C 54S TT	Scorpion Trail Fr.	1726900	130/80 - 17 M/C 65S TT	Scorpion Trail	1.80	2.00	
ETX 350 Tuareg		350				0281800	90/90 - 21 M/C 54H TL	MT 60 Fr.	0284000	130/80 - 17 M/C 65H TL	MT 60	1.80	2.00	
ETX 6.35 Wind		350			23	1726500	90/90 - 21 M/C 54S TT	Scorpion Trail Fr.	1726900	130/80 - 17 M/C 65S TT	Scorpion Trail	2.00	2.30	
ETX 6.35 Wind		350			23	0281800	90/90 - 21 M/C 54H TL	MT 60 Fr.	0284000	130/80 - 17 M/C 65H TL	MT 60	2.00	2.30	

APRILIA (continued)

Leonardo 125	MB 00	125	1996				2769700	120/70 - 12 51P TL	Angel Scooter Fr.	2771100	140/70 - 12 66P reinf. TL	Angel Scooter	-
Leonardo 150	MB	150	1996				2769700	120/70 - 12 51P TL	Angel Scooter Fr.	2771100	140/70 - 12 65P reinf. TL	Angel Scooter	-
Leonardo 250	PD	250	1999		26		2925500	130/70 - 12 62P reinf. TL	Diablo Rosso Scooter	2925500	130/70 - 12 62P reinf. TL	Diablo Rosso Scooter	2.10
Leonardo 250	PD	250	1999		26		2771000	130/70 - 12 62P reinf. TL	Angel Scooter	2771000	130/70 - 12 62P reinf. TL	Angel Scooter	2.10
Leonardo 250	SV 0	250			26		2925500	130/70 - 12 62P reinf. TL	Diablo Rosso Scooter	2925500	130/70 - 12 62P reinf. TL	Diablo Rosso Scooter	2.10
Leonardo 250	SV 0	250			26		2771000	130/70 - 12 62P reinf. TL	Angel Scooter	2771000	130/70 - 12 62P reinf. TL	Angel Scooter	2.10
Leonardo 300		300	2004		10		2925500	130/70 - 12 62P reinf. TL	Diablo Rosso Scooter	2925500	130/70 - 12 62P reinf. TL	Diablo Rosso Scooter	2.10
Leonardo 300		300	2004		10		2771000	130/70 - 12 62P reinf. TL	Angel Scooter	2771000	130/70 - 12 62P reinf. TL	Angel Scooter	2.10
Leonardo 300	SV A	300			10		2771000	130/70 - 12 62P reinf. TL	Angel Scooter	2771000	130/70 - 12 62P reinf. TL	Angel Scooter	2.10
Leonardo 300	SV A	300			10		2925500	130/70 - 12 62P reinf. TL	Diablo Rosso Scooter	2925500	130/70 - 12 62P reinf. TL	Diablo Rosso Scooter	2.10
Moto 6.5	MH 00	650	1994				1419700	100/90 - 18 M/C 56H TL	Sport Demon Fr.	1403800	130/90 - 17 M/C 68V TL	Sport Demon	2.00
MX 125		125	2006		10		3657200	110/70 ZR 17 M/C 54W V3 TL	Diablo Supercorsa SP Fr.	3657200	150/60 ZR 17 M/C 66W V3 TL	Diablo Supercorsa SP	-
MX 125		125	2006		10		2854900	110/70 R 17 M/C 54H TL	Diablo Rosso III Fr.	2855100	150/60 R 17 M/C 66H TL	Diablo Rosso III	-
MX 125		125	2006		10		2808100	110/70 R 17 M/C 54H M+S TL	Scorpion Rally STR Fr.	2808200	150/60 R 17 M/C 66H M+S TL	Scorpion Rally STR	-
MX 125		125	2006				2635000	110/70 ZR 17 M/C 54W TL	Diablo Rosso III Fr.	2635300	150/60 ZR 17 M/C 66W TL	Diablo Rosso III	-
MX 125		125	2006				2069900	110/70 ZR 17 M/C 54W TL	Diablo Rosso II Fr.	2070100	150/60 ZR 17 M/C 66W TL	Diablo Rosso II	-
MX 125		125	2006		10		2433400	110/70 R 17 M/C 54H TL	MT 60 RS Fr.	2433500	150/60 R 17 M/C 66H TL	MT 60 RS	-
MX 125		125	2006				2072500	110/70 R 17 M/C 54H TL	Diablo Rosso II Fr.	2210500	150/60 R 17 M/C 66H TL	Diablo Rosso II	-
MX 125 (Supermoto) MY 2004 -	TZ	125	2004		10		3657000	110/70 ZR 17 M/C 54W V3 TL	Diablo Supercorsa SP Fr.	3657200	150/60 ZR 17 M/C 66W V3 TL	Diablo Supercorsa SP	-
MX 125 (Supermoto) MY 2004 -	TZ	125	2004		10		2808100	110/70 R 17 M/C 54H M+S TL	Scorpion Rally STR Fr.	2808200	150/60 R 17 M/C 66H M+S TL	Scorpion Rally STR	-
MX 125 (Supermoto) MY 2004 -	TZ	125	2004		10		2854900	110/70 R 17 M/C 54H TL	Diablo Rosso III Fr.	2855100	150/60 R 17 M/C 66H TL	Diablo Rosso III	-
MX 125 (Supermoto) MY 2004 -	TZ	125	2004				2635000	110/70 ZR 17 M/C 54W TL	Diablo Rosso III Fr.	2635300	150/60 ZR 17 M/C 66W TL	Diablo Rosso III	-
MX 125 (Supermoto) MY 2004 -	TZ	125	2004				2069900	110/70 ZR 17 M/C 54W TL	Diablo Rosso II Fr.	2070100	150/60 ZR 17 M/C 66W TL	Diablo Rosso II	-
MX 125 (Supermoto) MY 2004 -	TZ	125	2004		10		2433400	110/70 R 17 M/C 54H TL	MT 60 RS Fr.	2433500	150/60 R 17 M/C 66H TL	MT 60 RS	-
MX 125 (Supermoto) MY 2004 -	TZ	125	2004				2072500	110/70 R 17 M/C 54H TL	Diablo Rosso II Fr.	2210500	150/60 R 17 M/C 66H TL	Diablo Rosso II	-
NA 850 Mana: GT	RC	850	850		10		3111300	120/70 ZR 17 M/C (58W) TL	Angel GT II Fr.	3112200	190/50 ZR 17 M/C (73W) TL	Angel GT II	2.50
NA 850 Mana: GT	RC	850	850		10		2812600	120/70 ZR 17 M/C (58W) V3 TL	Diablo Supercorsa SP Fr.	3310600	190/50 ZR 17 M/C (73W) V3 TL	Diablo Supercorsa SP	2.50
NA 850 Mana: GT	RC	850	850		10		3111300	120/70 ZR 17 M/C (58W) TL	Angel GT II Fr.	3112000	180/55 ZR 17 M/C (73W) TL	Angel GT II	2.50
NA 850 Mana: GT	RC	850	850				2166900	120/70 ZR 17 M/C (58W) TL	Diablo Supercorsa SP Fr.	2304300	190/50 ZR 17 M/C (73W) TL	Diablo Supercorsa SP	2.50
NA 850 Mana: GT	RC	850	850				2387600	120/70 ZR 17 M/C (58W) TL	Angel GT Fr.	2317700	190/50 ZR 17 M/C (73W) TL	Angel GT	2.50
NA 850 Mana: GT	RC	850	850				2387600	120/70 ZR 17 M/C (58W) TL	Angel GT Fr.	2317600	180/55 ZR 17 M/C (73W) TL	Angel GT	2.50
NA 850 Mana: GT	RC	850	850		10		2907600	120/65 ZR 17 M/C (56W) TL	Diablo Rosso III Fr.	2835700	190/50 ZR 17 M/C (73W) TL	Diablo Rosso III	2.50
NA 850 Mana: GT	RC	850	850		10		2906900	120/70 ZR 17 M/C (58W) TL	Diablo Rosso Corsa II Fr.	2907300	190/50 ZR 17 M/C (73W) TL	Diablo Rosso Corsa II	2.50
NA 850 Mana: GT	RC	850	850		10		2906900	120/70 ZR 17 M/C (58W) TL	Diablo Rosso Corsa II Fr.	2907100	180/55 ZR 17 M/C (73W) TL	Diablo Rosso Corsa II	2.50
NA 850 Mana: GT	RC	850	850		10		2907600	120/65 ZR 17 M/C (56W) TL	Diablo Rosso III Fr.	2835500	180/55 ZR 17 M/C (73W) TL	Diablo Rosso III	2.50
NA 850 Mana: GT	RC	850	850				2635200	120/70 ZR 17 M/C (58W) TL	Diablo Rosso III Fr.	2635700	190/50 ZR 17 M/C (73W) TL	Diablo Rosso III	2.50
NA 850 Mana: GT	RC	850	850		10		1734600	120/70 ZR 17 M/C (58W) TL	Diablo Rosso Corsa Fr.	1927700	180/55 ZR 17 M/C (73W) TL	Diablo Rosso Corsa	2.50
NA 850 Mana: GT	RC	850	850		10		2636000	120/70 ZR 17 M/C (58W) TL	MT 60 RS Fr.	2636100	180/55 ZR 17 M/C (73W) TL	MT 60 RS	2.50
NA 850 Mana: GT	RC	850	850				1430700	120/70 ZR 17 M/C (58W) TL	Diablo Fr.	1429700	190/50 ZR 17 M/C (73W) TL	Diablo	2.50
NA 850 Mana: GT	RC	850	850				1430700	120/70 ZR 17 M/C (58W) TL	Diablo Fr.	1430000	180/55 ZR 17 M/C (73W) TL	Diablo	2.50
NA 850 Mana: GT	RC	850	850				1868400	120/70 ZR 17 M/C (58W) TL	Angel ST Fr.	1868700	190/50 ZR 17 M/C (73W) TL	Angel ST	2.50
NA 850 Mana: GT	RC	850	850				1915700	120/70 ZR 17 M/C (58W) TL	Angel ST A Fr.	1868500	180/55 ZR 17 M/C (73W) TL	Angel ST	2.50
NA 850 Mana: GT	RC	850	850				2291900	120/70 ZR 17 M/C (58W) TL	Diablo Rosso II K Fr.	2068600	190/50 ZR 17 M/C (73W) TL	Diablo Rosso II	2.50
New Rally 50		50	1996				0800000	120/80 - 12 55J TL	SL 60	0800100	130/80 - 12 60J TL	SL 60	-
Pegaso 600	FP	600	600		10		2526700	100/90 - 19 M/C 57V TL	Scorpion Trail II Fr.	2526900	130/80 R 17 M/C 65V TL	Scorpion Trail II	2.00
Pegaso 600	FP	600	600		10		2865300	100/90 - 19 M/C 57V M+S TL	Scorpion Rally STR Fr.	2865400	130/80 R 17 M/C 65V M+S TL	Scorpion Rally STR	2.00
Pegaso 600	FP	600	600		23		0282200	100/90 - 19 M/C 57H TL	MT 60 Fr.	0284000	130/80 R 17 M/C 65H TL	MT 60	2.00
Pegaso 650	GA	650	650		23		2865300	100/90 - 19 M/C 57V M+S TL	Scorpion Rally STR Fr.	2865400	130/80 R 17 M/C 65V M+S TL	Scorpion Rally STR	2.40
Pegaso 650	GA	650	650		23		2526700	100/90 - 19 M/C 57V TL	Scorpion Trail II Fr.	2526900	130/80 R 17 M/C 65V TL	Scorpion Trail II	2.40
Pegaso 650	GA	650	650		23		0282200	100/90 - 19 M/C 57H TL	MT 60 Fr.	0284000	130/80 - 17 M/C 65H TL	MT 60	2.40
Pegaso 650	ML	650	1997		10		2865300	100/90 - 19 M/C 57V M+S TL	Scorpion Rally STR Fr.	2865400	130/80 R 17 M/C 65V M+S TL	Scorpion Rally STR	2.40



MODEL	TYPE	CC	MY From	MY To	Footnotes	FRONT			REAR			Pressure	
						IP-Code	Dimension	Tread	IP-Code	Dimension	Tread	Front	Rear
APRILIA (continued)													
Pegaso 650	ML	650	1997			2526700	100/90 - 19 M/C 57V TL	Scorpion Trail II Fr.	2526900	130/80 R 17 M/C 65V TL	Scorpion Trail II	2.40	2.70
Pegaso 650	ML	650	1997			2526700	100/90 - 19 M/C 57V TL	Scorpion Trail II Fr.	2527000	140/80 R 17 M/C 69V TL	Scorpion Trail II	2.40	2.70
Pegaso 650	ML	650	1997			2865300	100/90 - 19 M/C 57V M+S TL	Scorpion Rally STR Fr.	2865500	140/80 R 17 M/C 69V M+S TL	Scorpion Rally STR	2.40	2.70
Pegaso 650	ML	650	1997			0282200	100/90 - 19 M/C 57H TL	MT 60 Fr.	0281900	140/80 - 17 M/C 69H TL	MT 60	2.40	2.70
Pegaso 650	MX	650	1996			23 2865300	100/90 - 19 M/C 57V M+S TL	Scorpion Rally STR Fr.	2865400	130/80 R 17 M/C 65V M+S TL	Scorpion Rally STR	2.00	2.30
Pegaso 650	MX	650	1996			23 2526700	100/90 - 19 M/C 57V TL	Scorpion Trail II Fr.	2526900	130/80 R 17 M/C 65V TL	Scorpion Trail II	2.00	2.30
Pegaso 650	MX	650	1996			23 0282200	100/90 - 19 M/C 57H TL	MT 60 Fr.	0284000	130/80 - 17 M/C 65H TL	MT 60	2.00	2.30
Pegaso 650	MX	650	1996			23 0282200	100/90 - 19 M/C 57H TL	MT 60 Fr.	0281900	140/80 - 17 M/C 69H TL	MT 60	2.00	2.30
Pegaso 650 i.e.	RW	650	2001			2526700	100/90 - 19 M/C 57V TL	Scorpion Trail II Fr.	2526900	130/80 R 17 M/C 65V TL	Scorpion Trail II	1.90	2.30
Pegaso 650 i.e.	RW	650	2001			2865300	100/90 - 19 M/C 57V M+S TL	Scorpion Rally STR Fr.	2865400	130/80 R 17 M/C 65V M+S TL	Scorpion Rally STR	1.90	2.30
Pegaso Strada; Factory	VD	660	2005			2635000	110/70 ZR 17 M/C 54W TL	Diablo Rosso III Fr.	2635400	160/60 ZR 17 M/C (69W) TL	Diablo Rosso III	2.00	2.20
Pegaso Strada; Factory	VD	660	2005			10 2433400	110/70 R 17 M/C 54H TL	MT 60 RS Fr.	2504000	160/60 R 17 M/C 69H TL	MT 60 RS	2.00	2.20
Pegaso Strada; Factory	VD	660	2005			2072500	110/70 R 17 M/C 54H TL	Diablo Rosso II Fr.	2210600	160/60 R 17 M/C 69H TL	Diablo Rosso II	2.00	2.20
Pegaso Trail	VD	660	2006			10 2865300	100/90 - 19 M/C 57V M+S TL	Scorpion Rally STR Fr.	2865500	140/80 R 17 M/C 69V M+S TL	Scorpion Rally STR	2.10	2.30
Pegaso Trail	VD	660	2006			2526700	100/90 - 19 M/C 57V TL	Scorpion Trail II Fr.	2526900	130/80 R 17 M/C 65V TL	Scorpion Trail II	2.10	2.30
Pegaso Trail	VD	660	2006			2526700	100/90 - 19 M/C 57V TL	Scorpion Trail II Fr.	2527000	140/80 R 17 M/C 69V TL	Scorpion Trail II	2.10	2.30
Pegaso Trail	VD	660	2006			10 2865300	100/90 - 19 M/C 57V M+S TL	Scorpion Rally STR Fr.	2865400	130/80 R 17 M/C 65V M+S TL	Scorpion Rally STR	2.10	2.30
Rally 50		50	1995			0550500	120/90 - 10 57J TL	SL 60	0550800	130/90 - 10 61J TL	SL 60	-	-
Rally 50		50	1995			0737100	120/90 - 10 66J TL	SL 26	0791900	130/90 - 10 61J TL	SL 26	-	-
Rally 50	MD; MD 01	50				0550500	120/90 - 10 57J TL	SL 60	0550800	130/90 - 10 61J TL	SL 60	1.90	2.10
Rally 50	MD; MD 01	50				0737100	120/90 - 10 66J TL	SL 26	0791900	130/90 - 10 61J TL	SL 26	1.90	2.10
Red Rose 125/Classic 125	FQ, BC	125				0800900	90/90 - 19 M/C 52H TL	MT 66 Fr.	0800400	130/90 - 16 M/C 73H reinf. TL	MT 66	1.80	2.10
Red Rose 50	FB	50				26 1546100	2.75 - 18 M/C 48P reinf. TL	City Demon	1545700	120/90 - 16 M/C 63S TL	City Demon	1.70	1.90
Red Rose 50	GI	50				10 3657000	110/70 ZR 17 M/C 54W V3 TL	Diablo Supercorsa SP Fr.	3657200	150/60 ZR 17 M/C 66W V3 TL	Diablo Supercorsa SP	1.70	1.90
Red Rose 50	GI	50				10 2808100	110/70 R 17 M/C 54H M+S TL	Scorpion Rally STR Fr.	2808200	150/60 ZR 17 M/C 66H M+S TL	Scorpion Rally STR	1.70	1.90
Red Rose 50	GI	50				2046800	110/70 - 17 M/C 54H TL	Sport Demon Fr.	2589600	140/70 - 17 M/C 66H TL	Sport Demon	1.70	1.90
Red Rose 50	GI	50				2046800	110/70 - 17 M/C 54H TL	Sport Demon Fr.	2589500	130/70 - 17 M/C 62H TL	Sport Demon	1.70	1.90
Red Rose 50	GI	50				2854900	110/70 R 17 M/C 54H TL	Diablo Rosso III Fr.	2855100	150/60 R 17 M/C 66H TL	Diablo Rosso III	1.70	1.90
Red Rose 50	GI	50				2702200	110/70 - 17 M/C 54S TL	Angel City	3566600	140/70 - 17 M/C 66S TL	Angel City	1.70	1.90
Red Rose 50	GI	50				2702200	110/70 - 17 M/C 54S TL	Angel City	3243400	130/70 - 17 M/C 62S TL	Angel City	1.70	1.90
Red Rose 50	GI	50				2635000	110/70 ZR 17 M/C 54W TL	Diablo Rosso III Fr.	2635300	150/60 ZR 17 M/C 66W TL	Diablo Rosso III	1.70	1.90
Red Rose 50	GI	50				2069900	110/70 ZR 17 M/C 54W TL	Diablo Rosso II Fr.	2070100	150/60 ZR 17 M/C 66W TL	Diablo Rosso II	1.70	1.90
Red Rose 50	GI	50				2433400	110/70 R 17 M/C 54H TL	MT 60 RS Fr.	2433500	150/60 R 17 M/C 66H TL	MT 60 RS	1.70	1.90
Red Rose 50	GI	50				2072500	110/70 R 17 M/C 54H TL	Diablo Rosso II Fr.	2210500	150/60 R 17 M/C 66H TL	Diablo Rosso II	1.70	1.90
Red Rose Classic	MF	125	1997			0800900	90/90 - 19 M/C 52H TL	MT 66 Fr.	0800400	130/90 - 16 M/C 73H reinf. TL	MT 66	-	-
RS 125	MP	125	1997			10 3657000	110/70 ZR 17 M/C 54W V3 TL	Diablo Supercorsa SP Fr.	3657200	150/60 ZR 17 M/C 66W V3 TL	Diablo Supercorsa SP	-	-
RS 125	MP	125	1997			2583900	100/80 - 17 M/C 52H TL	Sport Demon Fr.	2589500	130/70 - 17 M/C 62H TL	Sport Demon	-	-
RS 125	MP	125	1997			10 2854900	110/70 R 17 M/C 54H TL	Diablo Rosso III Fr.	2855100	150/60 R 17 M/C 66H TL	Diablo Rosso III	-	-
RS 125	MP	125	1997			2580800	100/80 - 17 M/C 52S TL	Angel City Fr.	3243400	130/70 - 17 M/C 62S TL	Angel City	-	-
RS 125	MP	125	1997			2635000	110/70 ZR 17 M/C 54W TL	Diablo Rosso III Fr.	2635300	150/60 ZR 17 M/C 66W TL	Diablo Rosso III	-	-
RS 125	MP	125	1997			2069900	110/70 ZR 17 M/C 54W TL	Diablo Rosso II Fr.	2070100	150/60 ZR 17 M/C 66W TL	Diablo Rosso II	-	-
RS 125	MP	125	1997			2072500	110/70 R 17 M/C 54H TL	Diablo Rosso II Fr.	2210500	150/60 R 17 M/C 66H TL	Diablo Rosso II	-	-
RS 125 Euro 4 MY 2017 -	KC	125	2017			2583900	100/80 - 17 M/C 52H TL	Sport Demon Fr.	2589500	130/70 - 17 M/C 62H TL	Sport Demon	1.80	1.90
RS 125 Euro 4 MY 2017 -	KC	125	2017			2580800	100/80 - 17 M/C 52S TL	Angel City Fr.	3243400	130/70 - 17 M/C 62S TL	Angel City	1.80	1.90
RS 125 Extrema; Replica	GS	125	1992	1995		10 3657000	110/70 ZR 17 M/C 54W V3 TL	Diablo Supercorsa SP Fr.	3657200	150/60 ZR 17 M/C 66W V3 TL	Diablo Supercorsa SP	2.00	2.10
RS 125 Extrema; Replica	GS	125	1992	1995		2046800	110/70 - 17 M/C 54H TL	Sport Demon Fr.	2589600	140/70 - 17 M/C 66H TL	Sport Demon	2.00	2.10
RS 125 Extrema; Replica	GS	125	1992	1995		2046800	110/70 - 17 M/C 54H TL	Sport Demon Fr.	2589500	130/70 - 17 M/C 62H TL	Sport Demon	2.00	2.10
RS 125 Extrema; Replica	GS	125	1992	1995		10 2854900	110/70 R 17 M/C 54H TL	Diablo Rosso III Fr.	2855100	150/60 R 17 M/C 66H TL	Diablo Rosso III	2.00	2.10

APILIA (continued)

RS 125 Extrema; Replica	GS	125	1992	1995	10	2702200	110/70 - 17 M/C 54S TL	Angel City	3243400	130/70 - 17 M/C 62S TL	Angel City	2.00	2.10
RS 125 Extrema; Replica	GS	125	1992	1995	10	2702200	110/70 - 17 M/C 54S TL	Angel City	3566600	140/70 - 17 M/C 66S TL	Angel City	2.00	2.10
RS 125 Extrema; Replica	GS	125	1992	1995	10	2635000	110/70 ZR 17 M/C 54W TL	Diablo Rosso III Fr.	2635300	150/60 ZR 17 M/C 66W TL	Diablo Rosso III	2.00	2.10
RS 125 Extrema; Replica	GS	125	1992	1995	10	2069900	110/70 ZR 17 M/C 54W TL	Diablo Rosso II Fr.	2070100	150/60 ZR 17 M/C 66W TL	Diablo Rosso II	2.00	2.10
RS 125 Extrema; Replica	GS	125	1992	1995	10	2072500	110/70 R 17 M/C 54H TL	Diablo Rosso II Fr.	2210500	150/60 R 17 M/C 66H TL	Diablo Rosso II	2.00	2.10
RS 125 Tuono MY 2004 -	SF	125	2004	2004	10	3657000	110/70 ZR 17 M/C 54W V3 TL	Diablo Supercorsa SP Fr.	3657200	150/60 ZR 17 M/C 66W V3 TL	Diablo Supercorsa SP	1.80	2.30
RS 125 Tuono MY 2004 -	SF	125	2004	2004	10	2808100	110/70 R 17 M/C 54H M+S TL	Scorpion Rally STR Fr.	2808200	150/60 R 17 M/C 66H M+S TL	Scorpion Rally STR	1.80	2.30
RS 125 Tuono MY 2004 -	SF	125	2004	2004	10	2854900	110/70 R 17 M/C 54H TL	Diablo Rosso III Fr.	2855100	150/60 R 17 M/C 66H TL	Diablo Rosso III	1.80	2.30
RS 125 Tuono MY 2004 -	SF	125	2004	2004	10	2635000	110/70 ZR 17 M/C 54W TL	Diablo Rosso III Fr.	2635300	150/60 ZR 17 M/C 66W TL	Diablo Rosso III	1.80	2.30
RS 125 Tuono MY 2004 -	SF	125	2004	2004	10	2433400	110/70 R 17 M/C 54H TL	MT 60 RS Fr.	2433500	150/60 R 17 M/C 66H TL	MT 60 RS	1.80	2.30
RS 125 Tuono MY 2004 -	SF	125	2004	2004	10	2069900	110/70 ZR 17 M/C 54W TL	Diablo Rosso II Fr.	2070100	150/60 ZR 17 M/C 66W TL	Diablo Rosso II	1.80	2.30
RS 250	LD 01	250	1994	1998	10	3657000	110/70 ZR 17 M/C 54W V3 TL	Diablo Supercorsa SP Fr.	3657200	150/60 ZR 17 M/C 66W V3 TL	Diablo Supercorsa SP	2.00	2.10
RS 250	LD 01	250	1994	1998	10	2635000	110/70 ZR 17 M/C 54W TL	Diablo Rosso III Fr.	2635300	150/60 ZR 17 M/C 66W TL	Diablo Rosso III	2.00	2.10
RS 250	LD 01	250	1994	1998	10	2635000	110/70 ZR 17 M/C 54W TL	Diablo Rosso III Fr.	2835400	160/60 ZR 17 M/C (69W) TL	Diablo Rosso III	2.00	2.10
RS 250	LD 01	250	1994	1998	10	2069900	110/70 ZR 17 M/C 54W TL	Diablo Rosso II Fr.	2070100	150/60 ZR 17 M/C 66W TL	Diablo Rosso II	2.00	2.10
RS 250	LD 01	250	1994	1998	10	2069900	110/70 ZR 17 M/C 54W TL	Diablo Rosso II Fr.	2070200	160/60 ZR 17 M/C (69W) TL	Diablo Rosso II	2.00	2.10
RS 250 MY 1998 -	LD	250	1998	1998	10	3657000	110/70 ZR 17 M/C 54W V3 TL	Diablo Supercorsa SP Fr.	3657200	150/60 ZR 17 M/C 66W V3 TL	Diablo Supercorsa SP	2.00	2.40
RS 250 MY 1998 -	LD	250	1998	1998	10	3111200	120/60 ZR 17 M/C (55W) TL	Angel GT II Fr.	3111600	150/70 ZR 17 M/C (69W) TL	Angel GT II	2.00	2.40
RS 250 MY 1998 -	LD	250	1998	1998	10	2635000	110/70 ZR 17 M/C 54W TL	Diablo Rosso III Fr.	2635300	150/60 ZR 17 M/C 66W TL	Diablo Rosso III	2.00	2.40
RS 250 MY 1998 -	LD	250	1998	1998	10	2069900	110/70 ZR 17 M/C 54W TL	Diablo Rosso II Fr.	2070100	150/60 ZR 17 M/C 66W TL	Diablo Rosso II	2.00	2.40
RS4 125	TW	125	2011	2011	10	3657000	110/70 ZR 17 M/C 54W V3 TL	Diablo Supercorsa SP Fr.	3657200	150/60 ZR 17 M/C 66W V3 TL	Diablo Supercorsa SP	1.80	2.30
RS4 125	TW	125	2011	2011	10	2583900	100/80 - 17 M/C 52H TL	Sport Demon Fr.	2589500	130/70 - 17 M/C 62H TL	Sport Demon	1.80	2.30
RS4 125	TW	125	2011	2011	10	2854900	110/70 R 17 M/C 54H TL	Diablo Rosso III Fr.	2855100	150/60 R 17 M/C 66H TL	Diablo Rosso III	1.80	2.30
RS4 125	TW	125	2011	2011	10	2580800	100/80 - 17 M/C 52S TL	Angel City Fr.	3243400	130/70 - 17 M/C 62S TL	Angel City	1.80	2.30
RS4 125	TW	125	2011	2011	10	2635000	110/70 ZR 17 M/C 54W TL	Diablo Rosso III Fr.	2635300	150/60 ZR 17 M/C 66W TL	Diablo Rosso III	1.80	2.30
RS4 125	TW	125	2011	2011	10	2069900	110/70 ZR 17 M/C 54W TL	Diablo Rosso II Fr.	2070100	150/60 ZR 17 M/C 66W TL	Diablo Rosso II	1.80	2.30
RS4 125	TW	125	2011	2011	10	2072500	110/70 R 17 M/C 54H TL	Diablo Rosso II Fr.	2210500	150/60 R 17 M/C 66H TL	Diablo Rosso II	1.80	2.30
RST Futura	PW	1000	2001	2001	10	3111300	120/70 ZR 17 M/C (58W) TL	Angel GT II Fr.	3112000	180/55 ZR 17 M/C (73W) TL	Angel GT II	2.50	2.90
RST Futura	PW	1000	2001	2001	10	2387600	120/70 ZR 17 M/C (58W) TL	Angel GT Fr.	2317600	180/55 ZR 17 M/C (73W) TL	Angel GT	2.50	2.90
RST Futura	PW	1000	2001	2001	10	2906900	120/70 ZR 17 M/C (58W) TL	Diablo Rosso Corsa II Fr.	2907100	180/55 ZR 17 M/C (73W) TL	Diablo Rosso Corsa II	2.50	2.90
RST Futura	PW	1000	2001	2001	10	2635200	120/70 ZR 17 M/C (58W) TL	Diablo Rosso III Fr.	2635500	180/55 ZR 17 M/C (73W) TL	Diablo Rosso III	2.50	2.90
RST Futura	PW	1000	2001	2001	10	1734600	120/70 ZR 17 M/C (58W) TL	Diablo Rosso Corsa Fr.	1927700	180/55 ZR 17 M/C (73W) TL	Diablo Rosso Corsa	2.50	2.90
RST Futura	PW	1000	2001	2001	10	2291900	120/70 ZR 17 M/C (58W) TL	Diablo Rosso II K Fr.	2068500	180/55 ZR 17 M/C (73W) TL	Diablo Rosso II	2.50	2.90
RST Futura	PW	1000	2001	2001	10	1430700	120/70 ZR 17 M/C (58W) TL	Diablo Fr.	1430000	180/55 ZR 17 M/C (73W) TL	Diablo	2.50	2.90
RST Futura	PW	1000	2001	2001	10	1868400	120/70 ZR 17 M/C (58W) TL	Angel ST Fr.	1868500	180/55 ZR 17 M/C (73W) TL	Angel ST	2.50	2.90
RSV 1000 R MY 2004 -	RR	1000	2004	2004	10	3111300	120/70 ZR 17 M/C (58W) TL	Angel GT II Fr.	3112200	190/50 ZR 17 M/C (73W) TL	Angel GT II	-	-
RSV 1000 R MY 2004 -	RR	1000	2004	2004	10	2812600	120/70 ZR 17 M/C (58W) V3 TL	Diablo Supercorsa SP Fr.	3310600	190/50 ZR 17 M/C (73W) V3 TL	Diablo Supercorsa SP	-	-
RSV 1000 R MY 2004 -	RR	1000	2004	2004	10	3111300	120/70 ZR 17 M/C (58W) TL	Angel GT II Fr.	3112400	190/55 ZR 17 M/C (75W) TL	Angel GT II	-	-
RSV 1000 R MY 2004 -	RR	1000	2004	2004	10	2812600	120/70 ZR 17 M/C (58W) V3 TL	Diablo Supercorsa SP Fr.	3106800	180/55 ZR 17 M/C (73W) V3 TL	Diablo Supercorsa SP	-	-
RSV 1000 R MY 2004 -	RR	1000	2004	2004	10	3111300	120/70 ZR 17 M/C (58W) TL	Angel GT II Fr.	3112000	180/55 ZR 17 M/C (73W) TL	Angel GT II	-	-
RSV 1000 R MY 2004 -	RR	1000	2004	2004	10	2387600	120/70 ZR 17 M/C (58W) TL	Angel GT Fr.	2317600	180/55 ZR 17 M/C (73W) TL	Angel GT	-	-
RSV 1000 R MY 2004 -	RR	1000	2004	2004	10	2387600	120/70 ZR 17 M/C (58W) TL	Angel GT Fr.	2317800	190/55 ZR 17 M/C (75W) TL	Angel GT	-	-
RSV 1000 R MY 2004 -	RR	1000	2004	2004	10	2387600	120/70 ZR 17 M/C (58W) TL	Angel GT Fr.	2317700	190/50 ZR 17 M/C (73W) TL	Angel GT	-	-
RSV 1000 R MY 2004 -	RR	1000	2004	2004	10	2166900	120/70 ZR 17 M/C (58W) TL	Diablo Supercorsa SP Fr.	2304300	190/50 ZR 17 M/C (73W) TL	Diablo Supercorsa SP	-	-
RSV 1000 R MY 2004 -	RR	1000	2004	2004	10	2166900	120/70 ZR 17 M/C (58W) TL	Diablo Supercorsa SP Fr.	2244800	180/55 ZR 17 M/C (73W) TL	Diablo Supercorsa SP	-	-
RSV 1000 R MY 2004 -	RR	1000	2004	2004	10	2166900	120/70 ZR 17 M/C (58W) TL	Diablo Supercorsa SP Fr.	2304500	190/55 ZR 17 M/C (75W) TL	Diablo Supercorsa SP	-	-
RSV 1000 R MY 2004 -	RR	1000	2004	2004	10	2906900	120/70 ZR 17 M/C (58W) TL	Diablo Rosso Corsa II Fr.	2907300	190/50 ZR 17 M/C (73W) TL	Diablo Rosso Corsa II	-	-
RSV 1000 R MY 2004 -	RR	1000	2004	2004	10	2906900	120/70 ZR 17 M/C (58W) TL	Diablo Rosso Corsa II Fr.	2907100	180/55 ZR 17 M/C (73W) TL	Diablo Rosso Corsa II	-	-
RSV 1000 R MY 2004 -	RR	1000	2004	2004	10	2906900	120/70 ZR 17 M/C (58W) TL	Diablo Rosso Corsa II Fr.	2907400	190/55 ZR 17 M/C (75W) TL	Diablo Rosso Corsa II	-	-
RSV 1000 R MY 2004 -	RR	1000	2004	2004	10	2907600	120/65 ZR 17 M/C (56W) TL	Diablo Rosso III Fr.	2835500	180/55 ZR 17 M/C (73W) TL	Diablo Rosso III	-	-
RSV 1000 R MY 2004 -	RR	1000	2004	2004	10	2812600	120/70 ZR 17 M/C (58W) V3 TL	Diablo Supercorsa SP Fr.	3115100	190/55 ZR 17 M/C (75W) V3 TL	Diablo Supercorsa SP	-	-
RSV 1000 R MY 2004 -	RR	1000	2004	2004	10	2635200	120/70 ZR 17 M/C (58W) TL	Diablo Rosso III Fr.	2635500	180/55 ZR 17 M/C (73W) TL	Diablo Rosso III	-	-



MODEL	TYPE	CC	MY From	MY To	Footnotes	FRONT			REAR			Pressure		
						IP-Code	Dimension	Tread	IP-Code	Dimension	Tread	Front	Rear	
APRILIA (continued)														
RSV 1000 R MY 2004 -	RR	1000	2004			10	2635200	120/70 ZR 17 M/C (58W) TL	Diablo Rosso III Fr.	2635700	190/50 ZR 17 M/C (73W) TL	Diablo Rosso III	-	-
RSV 1000 R MY 2004 -	RR	1000	2004				2635200	120/70 ZR 17 M/C (58W) TL	Diablo Rosso III Fr.	2635800	190/55 ZR 17 M/C (75W) TL	Diablo Rosso III	-	-
RSV 1000 R MY 2004 -	RR	1000	2004				1734600	120/70 ZR 17 M/C (58W) TL	Diablo Rosso Corsa Fr.	1927700	180/55 ZR 17 M/C (73W) TL	Diablo Rosso Corsa	-	-
RSV 1000 R MY 2004 -	RR	1000	2004				2291900	120/70 ZR 17 M/C (58W) TL	Diablo Rosso II K Fr.	2068800	190/50 ZR 17 M/C (73W) TL	Diablo Rosso II	-	-
RSV 1000 R MY 2004 -	RR	1000	2004				1430700	120/70 ZR 17 M/C (58W) TL	Diablo Fr.	1429700	190/50 ZR 17 M/C (73W) TL	Diablo	-	-
RSV 1000 R MY 2004 -	RR	1000	2004				1868400	120/70 ZR 17 M/C (58W) TL	Angel ST Fr.	1868700	190/50 ZR 17 M/C (73W) TL	Angel ST	-	-
RSV 1000 R MY 2004 -	RR	1000	2004				2291900	120/70 ZR 17 M/C (58W) TL	Diablo Rosso II K Fr.	2068700	190/55 ZR 17 M/C (75W) TL	Diablo Rosso II	-	-
RSV 1000 R MY 2004 -	RR	1000	2004				1868400	120/70 ZR 17 M/C (58W) TL	Angel ST Fr.	1868500	180/55 ZR 17 M/C (73W) TL	Angel ST	-	-
RSV 1000 R Factory MY 2004 -	RR	1000	2004			10	2812600	120/70 ZR 17 M/C (58W) V3 TL	Diablo Supercorsa SP Fr.	3310600	190/50 ZR 17 M/C (73W) V3 TL	Diablo Supercorsa SP	-	-
RSV 1000 R Factory MY 2004 -	RR	1000	2004			10	3111300	120/70 ZR 17 M/C (58W) TL	Angel GT II Fr.	3112200	190/50 ZR 17 M/C (73W) TL	Angel GT II	-	-
RSV 1000 R Factory MY 2004 -	RR	1000	2004			10	3111300	120/70 ZR 17 M/C (58W) TL	Angel GT II Fr.	3112400	190/55 ZR 17 M/C (75W) TL	Angel GT II	-	-
RSV 1000 R Factory MY 2004 -	RR	1000	2004			10	3111300	120/70 ZR 17 M/C (58W) TL	Angel GT II Fr.	3112000	180/55 ZR 17 M/C (73W) TL	Angel GT II	-	-
RSV 1000 R Factory MY 2004 -	RR	1000	2004			10	2812600	120/70 ZR 17 M/C (58W) V3 TL	Diablo Supercorsa SP Fr.	3106800	180/55 ZR 17 M/C (73W) V3 TL	Diablo Supercorsa SP	-	-
RSV 1000 R Factory MY 2004 -	RR	1000	2004			10	2166900	120/70 ZR 17 M/C (58W) TL	Diablo Supercorsa SP Fr.	2244800	180/55 ZR 17 M/C (73W) TL	Diablo Supercorsa SP	-	-
RSV 1000 R Factory MY 2004 -	RR	1000	2004			10	2387600	120/70 ZR 17 M/C (58W) TL	Angel GT Fr.	2317600	180/55 ZR 17 M/C (73W) TL	Angel GT	-	-
RSV 1000 R Factory MY 2004 -	RR	1000	2004			10	2906900	120/70 ZR 17 M/C (58W) TL	Diablo Rosso Corsa II Fr.	2907100	180/55 ZR 17 M/C (73W) TL	Diablo Rosso Corsa II	-	-
RSV 1000 R Factory MY 2004 -	RR	1000	2004			10	2387600	120/70 ZR 17 M/C (58W) TL	Angel GT Fr.	2317800	190/55 ZR 17 M/C (75W) TL	Angel GT	-	-
RSV 1000 R Factory MY 2004 -	RR	1000	2004			10	2906900	120/70 ZR 17 M/C (58W) TL	Diablo Rosso Corsa II Fr.	2907400	190/55 ZR 17 M/C (73W) TL	Diablo Rosso Corsa II	-	-
RSV 1000 R Factory MY 2004 -	RR	1000	2004			10	2906900	120/70 ZR 17 M/C (58W) TL	Diablo Rosso Corsa II Fr.	2907300	190/50 ZR 17 M/C (73W) TL	Diablo Rosso Corsa II	-	-
RSV 1000 R Factory MY 2004 -	RR	1000	2004			10	2387600	120/70 ZR 17 M/C (58W) TL	Angel GT Fr.	2317700	190/50 ZR 17 M/C (73W) TL	Angel GT	-	-
RSV 1000 R Factory MY 2004 -	RR	1000	2004			10	2166900	120/70 ZR 17 M/C (58W) TL	Diablo Rosso Corsa II Fr.	2907400	190/55 ZR 17 M/C (73W) TL	Diablo Rosso Corsa II	-	-
RSV 1000 R Factory MY 2004 -	RR	1000	2004			10	2906900	120/70 ZR 17 M/C (58W) TL	Diablo Rosso Corsa II Fr.	2907300	190/50 ZR 17 M/C (73W) TL	Diablo Rosso Corsa II	-	-
RSV 1000 R Factory MY 2004 -	RR	1000	2004			10	2166900	120/70 ZR 17 M/C (58W) TL	Diablo Rosso Corsa II Fr.	2907400	190/55 ZR 17 M/C (73W) TL	Diablo Rosso Corsa II	-	-
RSV 1000 R Factory MY 2004 -	RR	1000	2004			10	2906900	120/70 ZR 17 M/C (58W) TL	Diablo Rosso Corsa II Fr.	2907300	190/50 ZR 17 M/C (73W) TL	Diablo Rosso Corsa II	-	-
RSV 1000 R Factory MY 2004 -	RR	1000	2004			10	2906900	120/70 ZR 17 M/C (58W) TL	Diablo Rosso Corsa II Fr.	2907400	190/55 ZR 17 M/C (73W) TL	Diablo Rosso Corsa II	-	-
RSV 1000 R Factory MY 2004 -	RR	1000	2004			10	2166900	120/70 ZR 17 M/C (58W) TL	Diablo Rosso Corsa II Fr.	2907300	190/50 ZR 17 M/C (73W) TL	Diablo Rosso Corsa II	-	-
RSV 1000 R Factory MY 2004 -	RR	1000	2004			10	2387600	120/70 ZR 17 M/C (58W) TL	Angel GT Fr.	2317600	180/55 ZR 17 M/C (73W) TL	Angel GT	-	-
RSV 1000 R Factory MY 2004 -	RR	1000	2004			10	2387600	120/70 ZR 17 M/C (58W) TL	Angel GT Fr.	2317700	190/50 ZR 17 M/C (73W) TL	Angel GT	-	-
RSV 1000 R Factory MY 2004 -	RR	1000	2004			10	2166900	120/70 ZR 17 M/C (58W) TL	Diablo Supercorsa SP Fr.	2244800	180/55 ZR 17 M/C (73W) TL	Diablo Supercorsa SP	-	-
RSV 1000 R Factory MY 2004 -	RR	1000	2004			10	2387600	120/70 ZR 17 M/C (58W) TL	Angel GT Fr.	2317800	190/55 ZR 17 M/C (75W) TL	Angel GT	-	-

FITMENT MOTORCYCLE / 70

Footnotes see last page



MODEL	TYPE	CC	MY From	MY To	Footnotes	FRONT			REAR			Pressure		
						IP-Code	Dimension	Tread	IP-Code	Dimension	Tread	Front	Rear	
APRILIA (continued)														
RSV 4 Factory; R	RK	1000	2011			10	3111300	120/70 ZR 17 M/C (58W) TL	Angel GT II Fr.	3112200	190/50 ZR 17 M/C (73W) TL	Angel GT II	2.50	2.80
RSV 4 Factory; R	RK	1000	2011				2166900	120/70 ZR 17 M/C (58W) TL	Diablo Supercorsa SP Fr.	2304300	190/50 ZR 17 M/C (73W) TL	Diablo Supercorsa SP	2.50	2.80
RSV 4 Factory; R	RK	1000	2011				2166900	120/70 ZR 17 M/C (58W) TL	Diablo Supercorsa SP Fr.	2167000	200/55 ZR 17 M/C (78W) TL	Diablo Supercorsa SP	2.50	2.80
RSV 4 Factory; R	RK	1000	2011				2387600	120/70 ZR 17 M/C (58W) TL	Angel GT Fr.	2317700	190/50 ZR 17 M/C (73W) TL	Angel GT	2.50	2.80
RSV 4 Factory; R	RK	1000	2011				2387600	120/70 ZR 17 M/C (58W) TL	Angel GT Fr.	2317800	190/55 ZR 17 M/C (75W) TL	Angel GT	2.50	2.80
RSV 4 Factory; R	RK	1000	2011				2166900	120/70 ZR 17 M/C (58W) TL	Diablo Supercorsa SP Fr.	2304500	190/55 ZR 17 M/C (75W) TL	Diablo Supercorsa SP	2.50	2.80
RSV 4 Factory; R	RK	1000	2011				2906900	120/70 ZR 17 M/C (58W) TL	Diablo Rosso Corsa II Fr.	2907400	190/55 ZR 17 M/C (75W) TL	Diablo Rosso Corsa II	2.50	2.80
RSV 4 Factory; R	RK	1000	2011				2906900	120/70 ZR 17 M/C (58W) TL	Diablo Rosso Corsa II Fr.	2907500	200/55 ZR 17 M/C (78W) TL	Diablo Rosso Corsa II	2.50	2.80
RSV 4 Factory; R	RK	1000	2011			10	2906900	120/70 ZR 17 M/C (58W) TL	Diablo Rosso Corsa II Fr.	2907300	190/50 ZR 17 M/C (73W) TL	Diablo Rosso Corsa II	2.50	2.80
RSV 4 Factory; R	RK	1000	2011			10	2812600	120/70 ZR 17 M/C (58W) V3 TL	Diablo Supercorsa SP Fr.	3115100	190/55 ZR 17 M/C (75W) V3 TL	Diablo Supercorsa SP	2.50	2.80
RSV 4 Factory; R	RK	1000	2011			10	2635200	120/70 ZR 17 M/C (58W) TL	Diablo Rosso III Fr.	2635700	190/50 ZR 17 M/C (73W) TL	Diablo Rosso III	2.50	2.80
RSV 4 Factory; R	RK	1000	2011				2635200	120/70 ZR 17 M/C (58W) TL	Diablo Rosso III Fr.	2635900	200/55 ZR 17 M/C (78W) TL	Diablo Rosso III	2.50	2.80
RSV 4 Factory; R	RK	1000	2011				2635200	120/70 ZR 17 M/C (58W) TL	Diablo Rosso III Fr.	2635800	190/55 ZR 17 M/C (75W) TL	Diablo Rosso III	2.50	2.80
RSV 4 Factory; R	RK	1000	2011				2291900	120/70 ZR 17 M/C (58W) TL	Diablo Rosso II K Fr.	2068600	190/50 ZR 17 M/C (73W) TL	Diablo Rosso II	2.50	2.80
RSV 4 Factory; R	RK	1000	2011				2291900	120/70 ZR 17 M/C (58W) TL	Diablo Rosso II K Fr.	2068700	190/55 ZR 17 M/C (75W) TL	Diablo Rosso II	2.50	2.80
RSV 4 R	RK / A/00; RK / A/01	1000	2010			10	2812600	120/70 ZR 17 M/C (58W) V3 TL	Diablo Supercorsa SP Fr.	3310600	190/50 ZR 17 M/C (73W) V3 TL	Diablo Supercorsa SP	2.50	2.80
RSV 4 R	RK / A/00; RK / A/01	1000	2010			10	3111300	120/70 ZR 17 M/C (58W) TL	Angel GT II Fr.	3112400	190/55 ZR 17 M/C (75W) TL	Angel GT II	2.50	2.80
RSV 4 R	RK / A/00; RK / A/01	1000	2010			10	3111300	120/70 ZR 17 M/C (58W) TL	Angel GT II Fr.	3112200	190/50 ZR 17 M/C (73W) TL	Angel GT II	2.50	2.80
RSV 4 R	RK / A/00; RK / A/01	1000	2010				2906900	120/70 ZR 17 M/C (58W) TL	Diablo Rosso Corsa II Fr.	2907400	190/55 ZR 17 M/C (75W) TL	Diablo Rosso Corsa II	2.50	2.80
RSV 4 R	RK / A/00; RK / A/01	1000	2010				2906900	120/70 ZR 17 M/C (58W) TL	Diablo Rosso Corsa II Fr.	2907300	190/50 ZR 17 M/C (73W) TL	Diablo Rosso Corsa II	2.50	2.80
RSV 4 R	RK / A/00; RK / A/01	1000	2010			10	2906900	120/70 ZR 17 M/C (58W) TL	Diablo Rosso Corsa II Fr.	2907300	190/55 ZR 17 M/C (75W) TL	Diablo Rosso Corsa II	2.50	2.80
RSV 4 R	RK / A/00; RK / A/01	1000	2010				2166900	120/70 ZR 17 M/C (58W) TL	Diablo Supercorsa SP Fr.	2304500	190/55 ZR 17 M/C (75W) TL	Diablo Supercorsa SP	2.50	2.80
RSV 4 R	RK / A/00; RK / A/01	1000	2010				2166900	120/70 ZR 17 M/C (58W) TL	Diablo Supercorsa SP Fr.	2304300	190/50 ZR 17 M/C (73W) TL	Diablo Supercorsa SP	2.50	2.80
RSV 4 R	RK / A/00; RK / A/01	1000	2010				2387600	120/70 ZR 17 M/C (58W) TL	Angel GT Fr.	2317800	190/55 ZR 17 M/C (75W) TL	Angel GT	2.50	2.80
RSV 4 R	RK / A/00; RK / A/01	1000	2010				2387600	120/70 ZR 17 M/C (58W) TL	Angel GT Fr.	2317700	190/50 ZR 17 M/C (73W) TL	Angel GT	2.50	2.80
RSV 4 R	RK / A/00; RK / A/01	1000	2010			10	2812600	120/70 ZR 17 M/C (58W) V3 TL	Diablo Supercorsa SP Fr.	3115100	190/55 ZR 17 M/C (75W) V3 TL	Diablo Supercorsa SP	2.50	2.80
RSV 4 R	RK / A/00; RK / A/01	1000	2010				2635200	120/70 ZR 17 M/C (58W) TL	Diablo Rosso III Fr.	2635800	190/55 ZR 17 M/C (75W) TL	Diablo Rosso III	2.50	2.80
RSV 4 R	RK / A/00; RK / A/01	1000	2010			10	2635200	120/70 ZR 17 M/C (58W) TL	Diablo Rosso III Fr.	2635700	190/50 ZR 17 M/C (73W) TL	Diablo Rosso III	2.50	2.80
RSV 4 R	RK / A/00; RK / A/01	1000	2010				2291900	120/70 ZR 17 M/C (58W) TL	Diablo Rosso II K Fr.	2068700	190/55 ZR 17 M/C (75W) TL	Diablo Rosso II	2.50	2.80
RSV 4 R	RK / A/00; RK / A/01	1000	2010				1868400	120/70 ZR 17 M/C (58W) TL	Angel ST Fr.	1868700	190/50 ZR 17 M/C (73W) TL	Angel ST	2.50	2.80
RSV 4 R	RK / A/00; RK / A/01	1000	2010				2291900	120/70 ZR 17 M/C (58W) TL	Diablo Rosso II K Fr.	2068600	190/50 ZR 17 M/C (73W) TL	Diablo Rosso II	2.50	2.80
RSV Millie	ME	1000	1998			10	2812600	120/70 ZR 17 M/C (58W) V3 TL	Diablo Supercorsa SP Fr.	3310600	190/50 ZR 17 M/C (73W) V3 TL	Diablo Supercorsa SP	2.50	2.90
RSV Millie	ME	1000	1998			10	3111300	120/70 ZR 17 M/C (58W) TL	Angel GT II Fr.	3112200	190/50 ZR 17 M/C (73W) TL	Angel GT II	2.50	2.90
RSV Millie	ME	1000	1998			10	2812600	120/70 ZR 17 M/C (58W) V3 TL	Diablo Supercorsa SP Fr.	3106800	180/55 ZR 17 M/C (73W) V3 TL	Diablo Supercorsa SP	2.50	2.90
RSV Millie	ME	1000	1998			10	3111300	120/70 ZR 17 M/C (58W) TL	Angel GT II Fr.	3112000	180/55 ZR 17 M/C (73W) TL	Angel GT II	2.50	2.90
RSV Millie	ME	1000	1998			10	2906900	120/70 ZR 17 M/C (58W) TL	Diablo Rosso Corsa II Fr.	2907100	180/55 ZR 17 M/C (73W) TL	Diablo Rosso Corsa II	2.50	2.90
RSV Millie	ME	1000	1998				2387600	120/70 ZR 17 M/C (58W) TL	Angel GT Fr.	2317600	180/55 ZR 17 M/C (73W) TL	Angel GT	2.50	2.90
RSV Millie	ME	1000	1998				2166900	120/70 ZR 17 M/C (58W) TL	Diablo Supercorsa SP Fr.	2304300	190/50 ZR 17 M/C (73W) TL	Diablo Supercorsa SP	2.50	2.90
RSV Millie	ME	1000	1998				2387600	120/70 ZR 17 M/C (58W) TL	Angel GT Fr.	2317700	190/50 ZR 17 M/C (73W) TL	Angel GT	2.50	2.90
RSV Millie	ME	1000	1998				2906900	120/70 ZR 17 M/C (58W) TL	Diablo Rosso Corsa II Fr.	2907300	190/50 ZR 17 M/C (73W) TL	Diablo Rosso Corsa II	2.50	2.90
RSV Millie	ME	1000	1998				2166900	120/70 ZR 17 M/C (58W) TL	Diablo Supercorsa SP Fr.	2244800	180/55 ZR 17 M/C (73W) TL	Diablo Supercorsa SP	2.50	2.90
RSV Millie	ME	1000	1998				2635200	120/70 ZR 17 M/C (58W) TL	Diablo Rosso III Fr.	2635700	190/50 ZR 17 M/C (73W) TL	Diablo Rosso III	2.50	2.90
RSV Millie	ME	1000	1998				2635200	120/70 ZR 17 M/C (58W) TL	Diablo Rosso III Fr.	2635500	180/55 ZR 17 M/C (73W) TL	Diablo Rosso III	2.50	2.90
RSV Millie	ME	1000	1998				1734600	120/70 ZR 17 M/C (58W) TL	Diablo Rosso Corsa Fr.	1927700	180/55 ZR 17 M/C (73W) TL	Diablo Rosso Corsa	2.50	2.90
RSV Millie	ME	1000	1998				2291900	120/70 ZR 17 M/C (58W) TL	Diablo Rosso II K Fr.	2068600	190/50 ZR 17 M/C (73W) TL	Diablo Rosso II	2.50	2.90
RSV Millie	ME	1000	1998				2291900	120/70 ZR 17 M/C (58W) TL	Diablo Rosso II K Fr.	2068500	180/55 ZR 17 M/C (73W) TL	Diablo Rosso II	2.50	2.90
RSV Millie	ME	1000	1998				1430700	120/70 ZR 17 M/C (58W) TL	Diablo Fr.	1430000	180/55 ZR 17 M/C (73W) TL	Diablo	2.50	2.90
RSV Millie	ME	1000	1998				1430700	120/70 ZR 17 M/C (58W) TL	Diablo Fr.	1429700	190/50 ZR 17 M/C (73W) TL	Diablo	2.50	2.90
RSV Millie	ME	1000	1998				1868400	120/70 ZR 17 M/C (58W) TL	Angel ST Fr.	1868500	180/55 ZR 17 M/C (73W) TL	Angel ST	2.50	2.90



MODEL	TYPE	CC	MY From	MY To	Footnotes	FRONT			REAR			Pressure		
						IP-Code	Dimension	Tread	IP-Code	Dimension	Tread	Front	Rear	
APRILIA (continued)														
RSV Millie; R	RP	1000	2001			1734600	120/70 ZR 17 M/C (58W) TL	Diablo Rosso Corsa Fr.	1927700	180/55 ZR 17 M/C (73W) TL	Diablo Rosso Corsa	2.50	2.90	
RSV Millie; R	RP	1000	2001			2291900	120/70 ZR 17 M/C (58W) TL	Diablo Rosso II K Fr.	2068500	180/55 ZR 17 M/C (73W) TL	Diablo Rosso II	2.50	2.90	
RSV Millie; R	RP	1000	2001			2291900	120/70 ZR 17 M/C (58W) TL	Diablo Rosso II K Fr.	2068600	190/50 ZR 17 M/C (73W) TL	Diablo Rosso II	2.50	2.90	
RSV Millie; R	RP	1000	2001			1868400	120/70 ZR 17 M/C (58W) TL	Angel ST Fr.	1868700	190/50 ZR 17 M/C (73W) TL	Angel ST	2.50	2.90	
RSV Millie; R	RP	1000	2001			1430700	120/70 ZR 17 M/C (58W) TL	Diablo Fr.	1430000	190/55 ZR 17 M/C (73W) TL	Diablo	2.50	2.90	
RSV Millie; R	RP	1000	2001			1430700	120/70 ZR 17 M/C (58W) TL	Diablo Fr.	1429700	190/50 ZR 17 M/C (73W) TL	Diablo	2.50	2.90	
RSV Millie; R	RP	1000	2001			1868400	120/70 ZR 17 M/C (58W) TL	Angel ST Fr.	1868500	180/55 ZR 17 M/C (73W) TL	Angel ST	2.50	2.90	
RSV4 MY 2016 -	KE	1000	2016			3111300	120/70 ZR 17 M/C (58W) TL	Angel GT II Fr.	3112400	190/55 ZR 17 M/C (75W) TL	Angel GT II	2.50	2.90	
RSV4 MY 2016 -	KE	1000	2016			2812600	120/70 ZR 17 M/C (58W) V3 TL	Diablo Supercorsa SP Fr.	3310700	200/55 ZR 17 M/C (78W) V3 TL	Diablo Supercorsa SP	2.50	2.90	
RSV4 MY 2016 -	KE	1000	2016			2906900	120/70 ZR 17 M/C (58W) TL	Diablo Rosso Corsa II Fr.	2907500	200/55 ZR 17 M/C (78W) TL	Diablo Rosso Corsa II	2.50	2.90	
RSV4 MY 2016 -	KE	1000	2016			2166900	120/70 ZR 17 M/C (58W) TL	Diablo Supercorsa SP Fr.	2304500	190/55 ZR 17 M/C (75W) TL	Diablo Supercorsa SP	2.50	2.90	
RSV4 MY 2016 -	KE	1000	2016			2166900	120/70 ZR 17 M/C (58W) TL	Diablo Supercorsa SP Fr.	2167000	200/55 ZR 17 M/C (78W) TL	Diablo Supercorsa SP	2.50	2.90	
RSV4 MY 2016 -	KE	1000	2016			2387600	120/70 ZR 17 M/C (58W) TL	Angel GT Fr.	2317800	190/55 ZR 17 M/C (75W) TL	Angel GT	2.50	2.90	
RSV4 MY 2016 -	KE	1000	2016			2906900	120/70 ZR 17 M/C (58W) TL	Diablo Rosso Corsa II Fr.	2907400	190/55 ZR 17 M/C (75W) TL	Diablo Rosso Corsa II	2.50	2.90	
RSV4 MY 2016 -	KE	1000	2016			2812600	120/70 ZR 17 M/C (58W) V3 TL	Diablo Supercorsa SP Fr.	3115100	190/55 ZR 17 M/C (75W) V3 TL	Diablo Supercorsa SP	2.50	2.90	
RSV4 MY 2016 -	KE	1000	2016			2635200	120/70 ZR 17 M/C (58W) TL	Diablo Rosso III Fr.	2635900	200/55 ZR 17 M/C (78W) TL	Diablo Rosso III	2.50	2.90	
RSV4 MY 2016 -	KE	1000	2016			2635200	120/70 ZR 17 M/C (58W) TL	Diablo Rosso III Fr.	2635800	190/55 ZR 17 M/C (75W) TL	Diablo Rosso III	2.50	2.90	
RSV4 RR; RF MY 2015	RK	1000	2015			2812600	120/70 ZR 17 M/C (58W) V3 TL	Diablo Supercorsa SP Fr.	3310700	200/55 ZR 17 M/C (78W) V3 TL	Diablo Supercorsa SP	2.50	2.80	
RSV4 RR; RF MY 2015	RK	1000	2015			2906900	120/70 ZR 17 M/C (58W) TL	Diablo Rosso Corsa II Fr.	2907500	200/55 ZR 17 M/C (78W) TL	Diablo Rosso Corsa II	2.50	2.80	
RSV4 RR; RF MY 2015	RK	1000	2015			2906900	120/70 ZR 17 M/C (58W) TL	Diablo Rosso Corsa II Fr.	2907400	190/55 ZR 17 M/C (75W) TL	Diablo Rosso Corsa II	2.50	2.80	
RSV4 RR; RF MY 2015	RK	1000	2015			2166900	120/70 ZR 17 M/C (58W) TL	Diablo Supercorsa SP Fr.	2304500	190/55 ZR 17 M/C (75W) TL	Diablo Supercorsa SP	2.50	2.80	
RSV4 RR; RF MY 2015	RK	1000	2015			2166900	120/70 ZR 17 M/C (58W) TL	Diablo Supercorsa SP Fr.	2167000	200/55 ZR 17 M/C (78W) TL	Diablo Supercorsa SP	2.50	2.80	
RSV4 RR; RF MY 2015	RK	1000	2015			2812600	120/70 ZR 17 M/C (58W) V3 TL	Diablo Supercorsa SP Fr.	3115100	190/55 ZR 17 M/C (75W) V3 TL	Diablo Supercorsa SP	2.50	2.80	
RSV4 RR; RF MY 2015	RK	1000	2015			2635200	120/70 ZR 17 M/C (58W) TL	Diablo Rosso III Fr.	2635800	190/55 ZR 17 M/C (75W) TL	Diablo Rosso III	2.50	2.80	
RSV4 RR; RF MY 2015	RK	1000	2015			2635200	120/70 ZR 17 M/C (58W) TL	Diablo Rosso III Fr.	2635900	200/55 ZR 17 M/C (78W) TL	Diablo Rosso III	2.50	2.80	
RSV4 RR; RF MY 2015	RK	1000	2015			2291900	120/70 ZR 17 M/C (58W) TL	Diablo Rosso II K Fr.	2068700	190/55 ZR 17 M/C (75W) TL	Diablo Rosso II	2.50	2.80	
RSV4 1100 Factory MY 2019 -	RK	1100	2019			2812600	120/70 ZR 17 M/C (58W) V3 TL	Diablo Supercorsa SP Fr.	3310700	200/55 ZR 17 M/C (78W) V3 TL	Diablo Supercorsa SP	-	-	
RSV4 1100 Factory MY 2019 -	RK	1100	2019			2166900	120/70 ZR 17 M/C (58W) TL	Diablo Supercorsa SP Fr.	2167000	200/55 ZR 17 M/C (78W) TL	Diablo Supercorsa SP	-	-	
RSV4 1100 Factory MY 2019 -	RK	1100	2019			2906900	120/70 ZR 17 M/C (58W) TL	Diablo Rosso Corsa II Fr.	2907500	200/55 ZR 17 M/C (78W) TL	Diablo Rosso Corsa II	-	-	
RSV4 1100 Factory MY 2019 -	RK	1100	2019			2635200	120/70 ZR 17 M/C (58W) TL	Diablo Rosso Corsa II Fr.	2635900	200/55 ZR 17 M/C (78W) TL	Diablo Rosso Corsa II	-	-	
RX 125	RK	125	2018			3745900	90/90 - 21 M/C 54R TT	MT 21 Fr.	0342000	120/80 - 18 M/C 62R TT	MT 21	1.90	2.10	
RX 125	RK	125	2018			1005200	90/90 - 21 M/C 54S TT	MT 90 Front A/T	1004600	120/80 - 18 M/C 62S TT	MT 90 A/T	1.90	2.10	
RX 50	RK	50	2018			1005100	80/90 - 21 M/C 48S TT	MT 90 Front A/T	1004500	110/80 - 18 M/C 58S TT	MT 90 A/T	-	-	
RX 50	RK	50	2018			0341400	80/90 - 21 M/C 48P TT	MT 21 Fr.	0341500	110/80 - 18 M/C 58P TT	MT 21	-	-	
RXV / MXV 450	VP	450	2006		10	2322100	90/90 - 21 M/C 54M M+S TT	Scorpion PRO Fr.	2322300	140/80 - 18 M/C 70M M+S TT	Scorpion PRO	-	-	
RXV / MXV 450	VP	450	2006			1005200	90/90 - 21 M/C 54S TT	MT 90 Front A/T	1017100	140/80 - 18 M/C 70S TT	MT 90 A/T	-	-	
RXV 550	VP	550	2006		10	2322100	90/90 - 21 M/C 54M M+S TT	Scorpion PRO Fr.	2322300	140/80 - 18 M/C 70M M+S TT	Scorpion PRO	-	-	
RXV 550	VP	550	2006			1005200	90/90 - 21 M/C 54S TT	MT 90 Front A/T	1017100	140/80 - 18 M/C 70S TT	MT 90 A/T	-	-	
Scarabeo 125	PC	125	1999			2770600	100/80 - 16 M/C 50P TL	Angel Scooter Fr.	2772300	130/80 - 16 M/C 64P TL	Angel Scooter	-	-	
Scarabeo 125 GT	PC	125	2001			2770600	100/80 - 16 M/C 50P TL	Angel Scooter Fr.	2772300	130/80 - 16 M/C 64P TL	Angel Scooter	-	-	
Scarabeo 150; 200	PC	150	2001			2770600	100/80 - 16 M/C 50P TL	Angel Scooter Fr.	2772300	130/80 - 16 M/C 64P TL	Angel Scooter	-	-	
Scarabeo 50	MS	50	2001			0947600	2 1/2 - 16 42J reinf.	ML 75	0947700	2 3/4 - 16 46J reinf.	ML 75	1.90	2.10	
Scarabeo 50	MS	50	1998			0244100	2 1/2 - 16 42J reinf.	ML 12	0947700	2 3/4 - 16 46J reinf.	ML 75	1.90	2.10	
Scarabeo 50	PF	50	1998			0947600	2 1/2 - 16 42J reinf.	ML 75	0947700	2 3/4 - 16 46J reinf.	ML 75	-	-	
Scarabeo 50	PF	50	1998			0244100	2 1/2 - 16 42J reinf.	ML 12	0947700	2 3/4 - 16 46J reinf.	ML 75	-	-	
Scarabeo 500	VR	500	2006			2770800	110/70 - 16 M/C 52S TL	Angel Scooter Fr.	2771900	150/70 - 14 M/C 66S TL	Angel Scooter	2.20	2.30	
Scooty 50 ccm	VR	50	2006			2902900	90/90 - 10 50J TL	Angel Scooter	2902900	90/90 - 10 50J TL	Angel Scooter	1.70	2.00	
Shiver 900 MY 2017 -	KH	900	2017		10	3111300	120/70 ZR 17 M/C (58W) TL	Angel GT II Fr.	3112000	180/55 ZR 17 M/C (73W) TL	Angel GT II	2.50	2.80	



MODEL	TYPE	CC	MY From	MY To	Footnotes	FRONT			REAR			Pressure	
						IP-Code	Dimension	Tread	IP-Code	Dimension	Tread	Front	Rear
APRILIA (continued)													
SMW 750 Dorsoduro; Factory	SM	750	2008			1734600	120/70 ZR 17 M/C (58W) TL	Diablo Rosso Corsa Fr.	1927700	180/55 ZR 17 M/C (73W) TL	Diablo Rosso Corsa	2.50	2.70
SMW 750 Dorsoduro; Factory	SM	750	2008			1868400	120/70 ZR 17 M/C (58W) TL	Angel ST Fr.	1868500	180/55 ZR 17 M/C (73W) TL	Angel ST	2.50	2.70
SMW 750 Dorsoduro; Factory	SM	750	2008			1430700	120/70 ZR 17 M/C (58W) TL	Diablo Fr.	1430000	180/55 ZR 17 M/C (73W) TL	Diablo	2.50	2.70
SMW 750 Dorsoduro; Factory	SM	750	2008			2291900	120/70 ZR 17 M/C (58W) TL	Diablo Rosso II K Fr.	2068500	180/55 ZR 17 M/C (73W) TL	Diablo Rosso II	2.50	2.70
Sonic 50; GP	PB	50	1998			2903100	100/90 - 10 56J TL	Angel Scooter	2903100	100/90 - 10 56J TL	Angel Scooter	1.90	2.10
Sport Pro 125	FM	125	1991	1995		3657900	110/70 ZR 17 M/C 54W V3 TL	Diablo Supercorsa SP Fr.	3657200	150/60 ZR 17 M/C 66W V3 TL	Diablo Supercorsa SP	2.00	2.10
Sport Pro 125	FM	125	1991	1995		2583900	100/80 - 17 M/C 52H TL	Sport Demon Fr.	2589500	130/70 - 17 M/C 62H TL	Sport Demon	2.00	2.10
Sport Pro 125	FM	125	1991	1995		2808100	110/70 R 17 M/C 54H M+S TL	Scorpion Rally STR Fr.	2808200	150/60 R 17 M/C 66H M+S TL	Scorpion Rally STR	2.00	2.10
Sport Pro 125	FM	125	1991	1995		2854900	110/70 R 17 M/C 54H TL	Diablo Rosso III Fr.	2855100	150/60 R 17 M/C 66H TL	Diablo Rosso III	2.00	2.10
Sport Pro 125	FM	125	1991	1995		2580800	100/80 - 17 M/C 52S TL	Angel City Fr.	3243400	130/70 - 17 M/C 62S TL	Angel City	2.00	2.10
Sport Pro 125	FM	125	1991	1995		2635000	110/70 ZR 17 M/C 54W TL	Diablo Rosso III Fr.	2635300	150/60 ZR 17 M/C 66W TL	Diablo Rosso III	2.00	2.10
Sport Pro 125	FM	125	1991	1995		2089900	110/70 ZR 17 M/C 54W TL	Diablo Rosso II Fr.	2070100	150/60 ZR 17 M/C 66W TL	Diablo Rosso II	2.00	2.10
Sport Pro 125	FM	125	1991	1995		2433400	110/70 R 17 M/C 54H TL	MT 60 RS Fr.	2433500	150/60 R 17 M/C 66H TL	MT 60 RS	2.00	2.10
Sport Pro 125	FM	125	1991	1995		2072500	110/70 R 17 M/C 54H TL	Diablo Rosso II Fr.	2210500	150/60 R 17 M/C 66H TL	Diablo Rosso II	2.00	2.10
SR 125	PX	125	2001			2771400	130/60 - 13 M/C 60P reinf. TL	Angel Scooter	2771400	130/60 - 13 M/C 60P reinf. TL	Angel Scooter	-	-
SR 150	LC; MZ; LY; LB	150	2001			2771400	130/60 - 13 M/C 60P reinf. TL	Angel Scooter	2771400	130/60 - 13 M/C 60P reinf. TL	Angel Scooter	-	-
SR 50		50				2771400	130/60 - 13 M/C 60P reinf. TL	Angel Scooter	2771400	130/60 - 13 M/C 60P reinf. TL	Angel Scooter	1.90	2.10
SR 50 R		50	2018			2771400	130/60 - 13 M/C 60P reinf. TL	Angel Scooter	2771400	130/60 - 13 M/C 60P reinf. TL	Angel Scooter	2.00	2.20
SR 50 R & R Factory	VF	50	2007			2771400	130/60 - 13 M/C 60P reinf. TL	Angel Scooter	2771400	130/60 - 13 M/C 60P reinf. TL	Angel Scooter	2.10	2.40
SR Max 125 i.e.	M 35	125	2013			2770500	120/70 - 15 M/C 56S TL	Angel Scooter Fr.	2854300	140/60 - 14 M/C 64S reinf. TL	Angel Scooter	2.10	2.40
SR Max 125 i.e.	M 35	125	2013			2770400	120/70 - 15 M/C 56P TL	Angel Scooter Fr.	2771500	140/60 - 14 M/C 64P reinf. TL	Angel Scooter	2.10	2.40
SR Max 300 i.e.	M 35	300	2013			2770500	120/70 - 15 M/C 56S TL	Angel Scooter Fr.	2854300	140/60 - 14 M/C 64S reinf. TL	Angel Scooter	2.10	2.40
SR Max 300 i.e.	M 35	300	2013			2770400	120/70 - 15 M/C 56P TL	Angel Scooter Fr.	2771500	140/60 - 14 M/C 64P reinf. TL	Angel Scooter	2.10	2.40
SR Street 50	M 55	50	2012			2771400	130/60 - 13 M/C 60P reinf. TL	Angel Scooter	2771400	130/60 - 13 M/C 60P reinf. TL	Angel Scooter	-	-
SRV 850 (all versions)	M 55	850	2012			2769000	120/70 R 16 M/C 57H TL	Diablo Rosso Scooter Fr.	2769400	160/60 R 15 M/C 67H TL	Diablo Rosso Scooter	2.50	2.75
SX 125		125	2018			2580800	100/80 - 17 M/C 52S TL	Angel City Fr.	3243400	130/70 - 17 M/C 62S TL	Angel City	-	-
SX 125 (11kW)	RV	125	2008			3657000	110/70 ZR 17 M/C 54W V3 TL	Diablo Supercorsa SP Fr.	3657200	150/60 ZR 17 M/C 66W V3 TL	Diablo Supercorsa SP	2.00	2.30
SX 125 (11kW)	RV	125	2008			2854900	110/70 R 17 M/C 54H TL	Diablo Rosso III Fr.	2855100	150/60 R 17 M/C 66H TL	Diablo Rosso III	2.00	2.30
SX 125 (11kW)	RV	125	2008			2808100	110/70 R 17 M/C 54H M+S TL	Scorpion Rally STR Fr.	2808200	150/60 R 17 M/C 66H M+S TL	Scorpion Rally STR	2.00	2.30
SX 125 (11kW)	RV	125	2008			2635000	110/70 ZR 17 M/C 54W TL	Diablo Rosso III Fr.	2635300	150/60 ZR 17 M/C 66W TL	Diablo Rosso III	2.00	2.30
SX 125 (11kW)	RV	125	2008			2069900	110/70 ZR 17 M/C 54W TL	Diablo Rosso III Fr.	2070100	150/60 ZR 17 M/C 66W TL	Diablo Rosso II	2.00	2.30
SX 125 (11kW)	RV	125	2008			2433400	110/70 R 17 M/C 54H TL	MT 60 RS Fr.	2433500	150/60 R 17 M/C 66H TL	MT 60 RS	2.00	2.30
SX 125 (11kW)	RV	125	2008			2072500	110/70 R 17 M/C 54H TL	Diablo Rosso II Fr.	2210500	150/60 R 17 M/C 66H TL	Diablo Rosso II	2.00	2.30
SX 125 (17kW)	SX	125	2008			3657000	110/70 ZR 17 M/C 54W V3 TL	Diablo Supercorsa SP Fr.	3657200	150/60 ZR 17 M/C 66W V3 TL	Diablo Supercorsa SP	2.00	2.30
SX 125 (17kW)	SX	125	2008			2854900	110/70 R 17 M/C 54H TL	Diablo Rosso III Fr.	2855100	150/60 R 17 M/C 66H TL	Diablo Rosso III	2.00	2.30
SX 125 (17kW)	SX	125	2008			2808100	110/70 R 17 M/C 54H M+S TL	Scorpion Rally STR Fr.	2808200	150/60 R 17 M/C 66H M+S TL	Scorpion Rally STR	2.00	2.30
SX 125 (17kW)	SX	125	2008			2635000	110/70 ZR 17 M/C 54W TL	Diablo Rosso III Fr.	2635300	150/60 ZR 17 M/C 66W TL	Diablo Rosso III	2.00	2.30
SX 125 (17kW)	SX	125	2008			2433400	110/70 R 17 M/C 54H TL	MT 60 RS Fr.	2433500	150/60 R 17 M/C 66H TL	MT 60 RS	2.00	2.30
SX 125 (17kW)	SX	125	2008			2069900	110/70 ZR 17 M/C 54W TL	Diablo Rosso II Fr.	2070100	150/60 ZR 17 M/C 66W TL	Diablo Rosso II	2.00	2.30
SX 125 (17kW)	SX	125	2008			2072500	110/70 R 17 M/C 54H TL	Diablo Rosso II Fr.	2210500	150/60 R 17 M/C 66H TL	Diablo Rosso II	2.00	2.30
SXV 450	VS	450	2006			2580800	100/80 - 17 M/C 52S TL	Angel City Fr.	3243400	130/70 - 17 M/C 62S TL	Angel City	-	-
SXV 450	VS	450	2006			2812600	120/70 ZR 17 M/C (58W) V3 TL	Diablo Supercorsa SP Fr.	3106800	180/55 ZR 17 M/C (73W) V3 TL	Diablo Supercorsa SP	-	-
SXV 450	VS	450	2006			3111300	120/70 ZR 17 M/C (58W) TL	Angel GT II Fr.	3112000	180/55 ZR 17 M/C (73W) TL	Angel GT II	-	-
SXV 450	VS	450	2006			2906900	120/70 ZR 17 M/C (58W) TL	Diablo Rosso Corsa II Fr.	2907100	180/55 ZR 17 M/C (73W) TL	Diablo Rosso Corsa II	-	-
SXV 450	VS	450	2006			2166900	120/70 ZR 17 M/C (58W) TL	Diablo Supercorsa SP Fr.	2244800	180/55 ZR 17 M/C (73W) TL	Diablo Supercorsa SP	-	-
SXV 450	VS	450	2006			2387600	120/70 ZR 17 M/C (58W) TL	Angel GT Fr.	2317600	180/55 ZR 17 M/C (73W) TL	Angel GT	-	-
SXV 450	VS	450	2006			2635200	120/70 ZR 17 M/C (58W) TL	Diablo Rosso III Fr.	2635500	180/55 ZR 17 M/C (73W) TL	Diablo Rosso III	-	-
SXV 450	VS	450	2006			1734600	120/70 ZR 17 M/C (58W) TL	Diablo Rosso Corsa Fr.	1927700	180/55 ZR 17 M/C (73W) TL	Diablo Rosso Corsa	-	-

APRILIA (continued)

SXV 450	VS		450	2006					2291900	120/70 ZR 17 M/C (58W) TL	Diablo Rosso II K Fr.	2068500	180/55 ZR 17 M/C (73W) TL	Diablo Rosso II	-
SXV 450	VS		450	2006					1430700	120/70 ZR 17 M/C (58W) TL	Diablo Fr.	1430000	180/55 ZR 17 M/C (73W) TL	Diablo	-
SXV 550	VS		550	2006					2812600	120/70 ZR 17 M/C (58W) V3 TL	Diablo Supercorsa SP Fr.	3106800	180/55 ZR 17 M/C (73W) V3 TL	Diablo Supercorsa SP	-
SXV 550	VS		550	2006					3111300	120/70 ZR 17 M/C (58W) TL	Angel GT II Fr.	3112000	180/55 ZR 17 M/C (73W) TL	Angel GT II	-
SXV 550	VS		550	2006					2906900	120/70 ZR 17 M/C (58W) TL	Diablo Rosso Corsa II Fr.	2907100	180/55 ZR 17 M/C (73W) TL	Diablo Rosso Corsa II	-
SXV 550	VS		550	2006					2387600	120/70 ZR 17 M/C (58W) TL	Angel GT Fr.	2317600	180/55 ZR 17 M/C (73W) TL	Angel GT	-
SXV 550	VS		550	2006					2166900	120/70 ZR 17 M/C (58W) TL	Diablo Supercorsa SP Fr.	2244800	180/55 ZR 17 M/C (73W) TL	Diablo Supercorsa SP	-
SXV 550	VS		550	2006					2635200	120/70 ZR 17 M/C (58W) TL	Diablo Rosso III Fr.	2635500	180/55 ZR 17 M/C (73W) TL	Diablo Rosso III	-
SXV 550	VS		550	2006					2636000	120/70 ZR 17 M/C (58W) TL	MT 60 RS Fr.	2636100	180/55 ZR 17 M/C (73W) TL	MT 60 RS	-
SXV 550	VS		550	2006					1734600	120/70 ZR 17 M/C (58W) TL	Diablo Rosso Corsa Fr.	1927700	180/55 ZR 17 M/C (73W) TL	Diablo Rosso Corsa	-
SXV 550	VS		550	2006					1430700	120/70 ZR 17 M/C (58W) TL	Diablo Fr.	1430000	180/55 ZR 17 M/C (73W) TL	Diablo	-
SXV 550	VS		550	2006					2291900	120/70 ZR 17 M/C (58W) TL	Diablo Rosso II K Fr.	2068500	180/55 ZR 17 M/C (73W) TL	Diablo Rosso II	-
Tuareg Wind 600	EP		600	1988	1992				1726500	90/90 - 21 M/C 54S TT	Scorpion Trail Fr.	1726900	130/80 - 17 M/C 65S TT	Scorpion Trail	2.00
Tuono 125 Euro 4 MY 2017 -	KC		125	2017					2583900	100/80 - 17 M/C 52H TL	Sport Demon Fr.	2589500	130/70 - 17 M/C 62H TL	Sport Demon	1.80
Tuono 125 Euro 4 MY 2017 -	KC		125	2017					2580800	100/80 - 17 M/C 52S TL	Angel City Fr.	3243400	130/70 - 17 M/C 62S TL	Angel City	1.80
Tuono Fighter 1000; R; Factory	RP		1000	2002	2005				3111300	120/70 ZR 17 M/C (58W) TL	Angel GT II Fr.	3112000	180/55 ZR 17 M/C (73W) TL	Angel GT II	2.50
Tuono Fighter 1000; R; Factory	RP		1000	2002	2005				3111300	120/70 ZR 17 M/C (58W) TL	Angel GT II Fr.	3112200	190/55 ZR 17 M/C (73W) TL	Angel GT II	2.80
Tuono Fighter 1000; R; Factory	RP		1000	2002	2005				2812600	120/70 ZR 17 M/C (58W) V3 TL	Diablo Supercorsa SP Fr.	3106800	180/55 ZR 17 M/C (73W) V3 TL	Diablo Supercorsa SP	2.50
Tuono Fighter 1000; R; Factory	RP		1000	2002	2005				2906900	120/70 ZR 17 M/C (58W) TL	Diablo Rosso Corsa II Fr.	2907300	190/50 ZR 17 M/C (73W) TL	Diablo Rosso Corsa II	2.50
Tuono Fighter 1000; R; Factory	RP		1000	2002	2005				2906900	120/70 ZR 17 M/C (58W) TL	Diablo Rosso Corsa II Fr.	2907100	180/55 ZR 17 M/C (73W) TL	Diablo Rosso Corsa II	2.50
Tuono Fighter 1000; R; Factory	RP		1000	2002	2005				2907600	120/65 ZR 17 M/C (56W) TL	Diablo Rosso III Fr.	2635500	180/55 ZR 17 M/C (73W) TL	Diablo Rosso III	2.50
Tuono Fighter 1000; R; Factory	RP		1000	2002	2005				2907600	120/65 ZR 17 M/C (56W) TL	Diablo Rosso III Fr.	2635700	190/50 ZR 17 M/C (73W) TL	Diablo Rosso III	2.50
Tuono Fighter 1000; R; Factory	RP		1000	2002	2005				2387600	120/70 ZR 17 M/C (58W) TL	Angel GT Fr.	2317600	180/55 ZR 17 M/C (73W) TL	Angel GT	2.50
Tuono Fighter 1000; R; Factory	RP		1000	2002	2005				2166900	120/70 ZR 17 M/C (58W) TL	Diablo Supercorsa SP Fr.	2244800	180/55 ZR 17 M/C (73W) TL	Diablo Supercorsa SP	2.50
Tuono Fighter 1000; R; Factory	RP		1000	2002	2005				2387600	120/70 ZR 17 M/C (58W) TL	Angel GT Fr.	2317700	190/50 ZR 17 M/C (73W) TL	Angel GT	2.50
Tuono Fighter 1000; R; Factory	RP		1000	2002	2005				2635200	120/70 ZR 17 M/C (58W) TL	Diablo Rosso III Fr.	2635500	180/55 ZR 17 M/C (73W) TL	Diablo Rosso III	2.50
Tuono Fighter 1000; R; Factory	RP		1000	2002	2005				2635200	120/70 ZR 17 M/C (58W) TL	Diablo Rosso III Fr.	2635700	190/50 ZR 17 M/C (73W) TL	Diablo Rosso III	2.50
Tuono Fighter 1000; R; Factory	RP		1000	2002	2005				1734600	120/70 ZR 17 M/C (58W) TL	Diablo Rosso Corsa Fr.	1927700	180/55 ZR 17 M/C (73W) TL	Diablo Rosso Corsa	2.50
Tuono Fighter 1000; R; Factory	RP		1000	2002	2005				2636000	120/70 ZR 17 M/C (58W) TL	MT 60 RS Fr.	2636100	180/55 ZR 17 M/C (73W) TL	MT 60 RS	2.50
Tuono Fighter 1000; R; Factory	RP		1000	2002	2005				1868400	120/70 ZR 17 M/C (58W) TL	Angel ST Fr.	1868700	190/50 ZR 17 M/C (73W) TL	Angel ST	2.50
Tuono Fighter 1000; R; Factory	RP		1000	2002	2005				2291900	120/70 ZR 17 M/C (58W) TL	Diablo Rosso II K Fr.	2068600	190/50 ZR 17 M/C (73W) TL	Diablo Rosso II	2.50
Tuono Fighter 1000; R; Factory	RP		1000	2002	2005				1868400	120/70 ZR 17 M/C (58W) TL	Angel ST Fr.	1868500	180/55 ZR 17 M/C (73W) TL	Angel ST	2.50
Tuono Fighter 1000; R; Factory	RP		1000	2002	2005				1430700	120/70 ZR 17 M/C (58W) TL	Diablo Fr.	1429700	190/50 ZR 17 M/C (73W) TL	Diablo	2.50
Tuono Fighter 1000; R; Factory	RP		1000	2002	2005				1430700	120/70 ZR 17 M/C (58W) TL	Diablo Fr.	1430000	180/55 ZR 17 M/C (73W) TL	Diablo	2.50
Tuono Fighter 1000; R; Factory	RP		1000	2002	2005				2291900	120/70 ZR 17 M/C (58W) TL	Diablo Rosso II K Fr.	2068500	180/55 ZR 17 M/C (73W) TL	Diablo Rosso II	2.50
Tuono V4 1100 Factory MY 2016 -	KG		1100	2016					2812600	120/70 ZR 17 M/C (58W) V3 TL	Diablo Supercorsa SP Fr.	3310700	200/55 ZR 17 M/C (78W) V3 TL	Diablo Supercorsa SP	2.50
Tuono V4 1100 Factory MY 2016 -	KG		1100	2016					3111300	120/70 ZR 17 M/C (58W) TL	Angel GT II Fr.	3112400	190/55 ZR 17 M/C (75W) TL	Angel GT II	2.50
Tuono V4 1100 Factory MY 2016 -	KG		1100	2016					2166900	120/70 ZR 17 M/C (58W) TL	Diablo Supercorsa SP Fr.	2304500	190/55 ZR 17 M/C (75W) TL	Diablo Supercorsa SP	2.50
Tuono V4 1100 Factory MY 2016 -	KG		1100	2016					2906900	120/70 ZR 17 M/C (58W) TL	Diablo Rosso Corsa II Fr.	2907400	190/55 ZR 17 M/C (75W) TL	Diablo Rosso Corsa II	2.50
Tuono V4 1100 Factory MY 2016 -	KG		1100	2016					2387600	120/70 ZR 17 M/C (58W) TL	Angel GT Fr.	2317800	190/55 ZR 17 M/C (75W) TL	Angel GT	2.50
Tuono V4 1100 Factory MY 2016 -	KG		1100	2016					2906900	120/70 ZR 17 M/C (58W) TL	Diablo Rosso Corsa II Fr.	2907500	200/55 ZR 17 M/C (78W) TL	Diablo Rosso Corsa II	2.50
Tuono V4 1100 Factory MY 2016 -	KG		1100	2016					2166900	120/70 ZR 17 M/C (58W) TL	Diablo Supercorsa SP Fr.	2167000	200/55 ZR 17 M/C (78W) TL	Diablo Supercorsa SP	2.50
Tuono V4 1100 Factory MY 2016 -	KG		1100	2016					2812600	120/70 ZR 17 M/C (58W) V3 TL	Diablo Supercorsa SP Fr.	3115100	190/55 ZR 17 M/C (75W) V3 TL	Diablo Supercorsa SP	2.50
Tuono V4 1100 Factory MY 2016 -	KG		1100	2016					2635200	120/70 ZR 17 M/C (58W) TL	Diablo Rosso III Fr.	2635900	200/55 ZR 17 M/C (78W) TL	Diablo Rosso III	2.50
Tuono V4 1100 Factory MY 2016 -	KG		1100	2016					2635200	120/70 ZR 17 M/C (58W) TL	Diablo Rosso III Fr.	2635800	190/55 ZR 17 M/C (75W) TL	Diablo Rosso III	2.50
Tuono V4 1100 RR MY 2016 -	KG		1100	2016					3111300	120/70 ZR 17 M/C (58W) TL	Angel GT II Fr.	3112400	190/55 ZR 17 M/C (75W) TL	Angel GT II	2.50
Tuono V4 1100 RR MY 2016 -	KG		1100	2016					2812600	120/70 ZR 17 M/C (58W) V3 TL	Diablo Supercorsa SP Fr.	3310700	200/55 ZR 17 M/C (78W) V3 TL	Diablo Supercorsa SP	2.50
Tuono V4 1100 RR MY 2016 -	KG		1100	2016					2166900	120/70 ZR 17 M/C (58W) TL	Diablo Supercorsa SP Fr.	2304500	190/55 ZR 17 M/C (75W) TL	Diablo Supercorsa SP	2.50
Tuono V4 1100 RR MY 2016 -	KG		1100	2016					2166900	120/70 ZR 17 M/C (58W) TL	Diablo Supercorsa SP Fr.	2167000	200/55 ZR 17 M/C (78W) TL	Diablo Supercorsa SP	2.50
Tuono V4 1100 RR MY 2016 -	KG		1100	2016					2906900	120/70 ZR 17 M/C (58W) TL	Diablo Rosso Corsa II Fr.	2907400	190/55 ZR 17 M/C (75W) TL	Diablo Rosso Corsa II	2.50
Tuono V4 1100 RR MY 2016 -	KG		1100	2016					2387600	120/70 ZR 17 M/C (58W) TL	Angel GT Fr.	2317800	190/55 ZR 17 M/C (75W) TL	Angel GT	2.50
Tuono V4 1100 RR MY 2016 -	KG		1100	2016					2906900	120/70 ZR 17 M/C (58W) TL	Diablo Rosso Corsa II Fr.	2907500	200/55 ZR 17 M/C (78W) TL	Diablo Rosso Corsa II	2.50

FITMENT MOTORCYCLE / 76

Footnotes see last page



MODEL	TYPE	CC	MY From	MY To	Footnotes	FRONT		REAR		Tread	Tread	Pressure Front	Pressure Rear		
						IP-Code	Dimension	IP-Code	Dimension						
APRILIA (continued)															
Tuono V4 1100 RR MY 2016 -	KG	1100	2016			10	2812600	120/70 ZR 17 M/C (58W) V3 TL	Diablo Supercorsa SP Fr.	Diablo Supercorsa SP	3115100	190/55 ZR 17 M/C (75W) V3 TL	Diablo Supercorsa SP	2.50	2.90
Tuono V4 1100 RR MY 2016 -	KG	1100	2016			10	2635200	120/70 ZR 17 M/C (58W) TL	Diablo Rosso III Fr.	Diablo Rosso III	2635800	190/55 ZR 17 M/C (75W) TL	Diablo Rosso III	2.50	2.90
Tuono V4 1100 RR MY 2016 -	KG	1100	2016				2635200	120/70 ZR 17 M/C (58W) TL	Diablo Rosso III Fr.	Diablo Rosso III	2635900	200/55 ZR 17 M/C (78W) TL	Diablo Rosso III	2.50	2.90
Tuono V4 R	TY	1000	2011			10	3111300	120/70 ZR 17 M/C (58W) TL	Angel GT II Fr.	Angel GT II	3112400	190/55 ZR 17 M/C (75W) TL	Angel GT II	2.50	2.80
Tuono V4 R	TY	1000	2011			10	2812600	120/70 ZR 17 M/C (58W) V3 TL	Diablo Supercorsa SP Fr.	Diablo Supercorsa SP	3310700	200/55 ZR 17 M/C (78W) V3 TL	Diablo Supercorsa SP	2.50	2.80
Tuono V4 R	TY	1000	2011				2387600	120/70 ZR 17 M/C (58W) TL	Angel GT Fr.	Angel GT	2317800	190/55 ZR 17 M/C (75W) TL	Angel GT	2.50	2.80
Tuono V4 R	TY	1000	2011				2906900	120/70 ZR 17 M/C (58W) TL	Diablo Rosso Corsa II Fr.	Diablo Rosso Corsa II	2907400	190/55 ZR 17 M/C (75W) TL	Diablo Rosso Corsa II	2.50	2.80
Tuono V4 R	TY	1000	2011				2166900	120/70 ZR 17 M/C (58W) TL	Diablo Supercorsa SP Fr.	Diablo Supercorsa SP	2304500	190/55 ZR 17 M/C (75W) TL	Diablo Supercorsa SP	2.50	2.80
Tuono V4 R	TY	1000	2011			10	2812600	120/70 ZR 17 M/C (58W) V3 TL	Diablo Supercorsa SP Fr.	Diablo Supercorsa SP	3115100	190/55 ZR 17 M/C (75W) V3 TL	Diablo Supercorsa SP	2.50	2.80
Tuono V4 R	TY	1000	2011				2635200	120/70 ZR 17 M/C (58W) TL	Diablo Rosso III Fr.	Diablo Rosso III	2635800	190/55 ZR 17 M/C (75W) TL	Diablo Rosso III	2.50	2.80
Tuono V4 R	TY	1000	2011				2291900	120/70 ZR 17 M/C (58W) TL	Diablo Rosso II K Fr.	Diablo Rosso II	2068700	190/55 ZR 17 M/C (75W) TL	Diablo Rosso II	2.50	2.80
Tuono V4 RR MY 2015	TY	1100	2015			10	2812600	120/70 ZR 17 M/C (58W) V3 TL	Diablo Supercorsa SP Fr.	Diablo Supercorsa SP	3310700	200/55 ZR 17 M/C (78W) V3 TL	Diablo Supercorsa SP	2.50	2.80
Tuono V4 RR MY 2015	TY	1100	2015			10	3111300	120/70 ZR 17 M/C (58W) TL	Angel GT II Fr.	Angel GT II	3112400	190/55 ZR 17 M/C (75W) TL	Angel GT II	2.50	2.80
Tuono V4 RR MY 2015	TY	1100	2015				2166900	120/70 ZR 17 M/C (58W) TL	Diablo Supercorsa SP Fr.	Diablo Supercorsa SP	2304500	190/55 ZR 17 M/C (75W) TL	Diablo Supercorsa SP	2.50	2.80
Tuono V4 RR MY 2015	TY	1100	2015				2906900	120/70 ZR 17 M/C (58W) TL	Diablo Rosso Corsa II Fr.	Diablo Rosso Corsa II	2907400	190/55 ZR 17 M/C (75W) TL	Diablo Rosso Corsa II	2.50	2.80
Tuono V4 RR MY 2015	TY	1100	2015				2387600	120/70 ZR 17 M/C (58W) TL	Angel GT Fr.	Angel GT	2317800	190/55 ZR 17 M/C (75W) TL	Angel GT	2.50	2.80
Tuono V4 RR MY 2015	TY	1100	2015				2166900	120/70 ZR 17 M/C (58W) TL	Diablo Supercorsa SP Fr.	Diablo Supercorsa SP	2167000	190/55 ZR 17 M/C (78W) TL	Diablo Supercorsa SP	2.50	2.80
Tuono V4 RR MY 2015	TY	1100	2015			10	2906900	120/70 ZR 17 M/C (58W) TL	Diablo Rosso Corsa II Fr.	Diablo Rosso Corsa II	2907500	200/55 ZR 17 M/C (78W) TL	Diablo Rosso Corsa II	2.50	2.80
Tuono V4 RR MY 2015	TY	1100	2015				2635200	120/70 ZR 17 M/C (58W) TL	Diablo Rosso III Fr.	Diablo Rosso III	2635800	190/55 ZR 17 M/C (75W) TL	Diablo Rosso III	2.50	2.80
Tuono V4 RR MY 2015	TY	1100	2015				2635200	120/70 ZR 17 M/C (58W) TL	Diablo Rosso III Fr.	Diablo Rosso III	2635900	200/55 ZR 17 M/C (78W) TL	Diablo Rosso III	2.50	2.80
Tuono V4 RR MY 2015	TY	1100	2015			10	2812600	120/70 ZR 17 M/C (58W) V3 TL	Diablo Supercorsa SP Fr.	Diablo Supercorsa SP	3115100	190/55 ZR 17 M/C (75W) V3 TL	Diablo Supercorsa SP	2.50	2.80
Tuono V4 RR MY 2015	TY	1100	2015				2291900	120/70 ZR 17 M/C (58W) TL	Diablo Rosso II K Fr.	Diablo Rosso II	2068700	190/55 ZR 17 M/C (75W) TL	Diablo Rosso II	2.50	2.80
Tuono V4 RR Factory MY 2015	TY	1100	2015			10	2812600	120/70 ZR 17 M/C (58W) V3 TL	Diablo Supercorsa SP Fr.	Diablo Supercorsa SP	3310700	200/55 ZR 17 M/C (78W) V3 TL	Diablo Supercorsa SP	2.50	2.80
Tuono V4 RR Factory MY 2015	TY	1100	2015				3111300	120/70 ZR 17 M/C (58W) TL	Angel GT II Fr.	Angel GT II	3112400	190/55 ZR 17 M/C (75W) TL	Angel GT II	2.50	2.80
Tuono V4 RR Factory MY 2015	TY	1100	2015				2387600	120/70 ZR 17 M/C (58W) TL	Angel GT Fr.	Angel GT	2317800	190/55 ZR 17 M/C (75W) TL	Angel GT	2.50	2.80
Tuono V4 RR Factory MY 2015	TY	1100	2015				2166900	120/70 ZR 17 M/C (58W) TL	Diablo Supercorsa SP Fr.	Diablo Supercorsa SP	2304500	190/55 ZR 17 M/C (75W) TL	Diablo Supercorsa SP	2.50	2.80
Tuono V4 RR Factory MY 2015	TY	1100	2015				2166900	120/70 ZR 17 M/C (58W) TL	Diablo Supercorsa SP Fr.	Diablo Supercorsa SP	2167000	190/55 ZR 17 M/C (78W) TL	Diablo Supercorsa SP	2.50	2.80
Tuono V4 RR Factory MY 2015	TY	1100	2015				2906900	120/70 ZR 17 M/C (58W) TL	Diablo Rosso Corsa II Fr.	Diablo Rosso Corsa II	2907500	200/55 ZR 17 M/C (78W) TL	Diablo Rosso Corsa II	2.50	2.80
Tuono V4 RR Factory MY 2015	TY	1100	2015				2906900	120/70 ZR 17 M/C (58W) TL	Diablo Rosso Corsa II Fr.	Diablo Rosso Corsa II	2907400	200/55 ZR 17 M/C (75W) TL	Diablo Rosso Corsa II	2.50	2.80
Tuono V4 RR Factory MY 2015	TY	1100	2015				2635200	120/70 ZR 17 M/C (58W) TL	Diablo Rosso III Fr.	Diablo Rosso III	2635900	190/55 ZR 17 M/C (78W) TL	Diablo Rosso III	2.50	2.80
Tuono V4 RR Factory MY 2015	TY	1100	2015				2635200	120/70 ZR 17 M/C (58W) TL	Diablo Rosso III Fr.	Diablo Rosso III	2635800	190/55 ZR 17 M/C (75W) TL	Diablo Rosso III	2.50	2.80
Tuono V4 RR Factory MY 2015	TY	1100	2015			10	2812600	120/70 ZR 17 M/C (58W) V3 TL	Diablo Supercorsa SP Fr.	Diablo Supercorsa SP	3115100	190/55 ZR 17 M/C (75W) V3 TL	Diablo Supercorsa SP	2.50	2.80
ATALA															
Byte 50 AT-10		50	1997				2903100	100/90 - 10 56J TL	Angel Scooter	Angel Scooter	2903100	100/90 - 10 56J TL	Angel Scooter	1.40	2.30
ATK															
GS 350; GS 506		350				10	0281800	90/90 - 21 M/C 54H TL	MT 60 Fr.	MT 60	0284000	130/80 - 17 M/C 65H TL	MT 60	-	-
GS 350; GS 506		350					1726500	90/90 - 21 M/C 54S TT	Scorpion Trail Fr.	Scorpion Trail	1726900	130/80 - 17 M/C 65S TT	Scorpion Trail	-	-
GS 560; GS 600		560					1726500	90/90 - 21 M/C 54S TT	Scorpion Trail Fr.	Scorpion Trail	1726900	130/80 - 17 M/C 65S TT	Scorpion Trail	-	-
GS 560; GS 600		560				10	0281800	90/90 - 21 M/C 54H TL	MT 60 Fr.	MT 60	0284000	130/80 - 17 M/C 65H TL	MT 60	-	-
BAJAJ															
Chetak 125		125					2903000	3.50 - 10 59J reinf.TL	Angel Scooter	Angel Scooter	2903000	3.50 - 10 59J reinf.TL	Angel Scooter	1.60	2.40
Chetak 150		150					2903000	3.50 - 10 59J reinf.TL	Angel Scooter	Angel Scooter	2903000	3.50 - 10 59J reinf.TL	Angel Scooter	1.60	2.40
Pulsar 390		390				10	2854900	110/70 R 17 M/C 54H TL	Diablo Rosso III Fr.	Diablo Rosso III	2855100	150/60 R 17 M/C 66H TL	Diablo Rosso III	-	-
Pulsar 390		390				10	2072500	110/70 R 17 M/C 54H TL	Diablo Rosso II Fr.	Diablo Rosso II	2210500	150/60 R 17 M/C 66H TL	Diablo Rosso II	-	-
BENELLI															
BN 302 Tornado		300	2017			10	3657000	110/70 ZR 17 M/C 54W V3 TL	Diablo Supercorsa SP Fr.	Diablo Supercorsa SP	3657200	150/60 ZR 17 M/C 66W V3 TL	Diablo Supercorsa SP	-	-
BN 302 Tornado		300	2017			10	2854900	110/70 R 17 M/C 54H TL	Diablo Rosso III Fr.	Diablo Rosso III	2855100	150/60 R 17 M/C 66H TL	Diablo Rosso III	-	-
BN 302 Tornado		300	2017			10	2635000	110/70 ZR 17 M/C 54W TL	Diablo Rosso III Fr.	Diablo Rosso III	2635500	150/60 ZR 17 M/C 66W TL	Diablo Rosso III	-	-



MODEL	TYPE	CC	MY From	MY To	Footnotes	FRONT			REAR			Pressure	
						IP-Code	Dimension	Tread	IP-Code	Dimension	Tread	Front	Rear
BENELLI (continued)													
Cafe Racer 1130	TN	1130	2006			2166900	120/70 ZR 17 M/C (58W) TL	Diablo Supercorsa SP Fr.	2304300	190/50 ZR 17 M/C (73W) TL	Diablo Supercorsa SP	-	-
Cafe Racer 1130	TN	1130	2006			2166900	120/70 ZR 17 M/C (58W) TL	Diablo Supercorsa SP Fr.	2244800	180/55 ZR 17 M/C (73W) TL	Diablo Supercorsa SP	-	-
Cafe Racer 1130	TN	1130	2006			2387600	120/70 ZR 17 M/C (58W) TL	Angel GT Fr.	2317600	180/55 ZR 17 M/C (73W) TL	Angel GT	-	-
Cafe Racer 1130	TN	1130	2006			2387600	120/70 ZR 17 M/C (58W) TL	Angel GT Fr.	2317700	190/50 ZR 17 M/C (73W) TL	Angel GT	-	-
Cafe Racer 1130	TN	1130	2006			2907600	120/65 ZR 17 M/C (56W) TL	Diablo Rosso III Fr.	2635500	180/55 ZR 17 M/C (73W) TL	Diablo Rosso III	-	-
Cafe Racer 1130	TN	1130	2006			2906900	120/70 ZR 17 M/C (58W) TL	Diablo Rosso Corsa II Fr.	2907100	180/55 ZR 17 M/C (73W) TL	Diablo Rosso Corsa II	-	-
Cafe Racer 1130	TN	1130	2006			2907600	120/65 ZR 17 M/C (56W) TL	Diablo Rosso III Fr.	2635700	190/50 ZR 17 M/C (73W) TL	Diablo Rosso III	-	-
Cafe Racer 1130	TN	1130	2006			2906900	120/70 ZR 17 M/C (58W) TL	Diablo Rosso Corsa II Fr.	2907300	190/50 ZR 17 M/C (73W) TL	Diablo Rosso Corsa II	-	-
Cafe Racer 1130	TN	1130	2006			2635200	120/70 ZR 17 M/C (58W) TL	Diablo Rosso III Fr.	2635500	180/55 ZR 17 M/C (73W) TL	Diablo Rosso III	-	-
Cafe Racer 1130	TN	1130	2006			2635200	120/70 ZR 17 M/C (58W) TL	Diablo Rosso III Fr.	2635700	190/50 ZR 17 M/C (73W) TL	Diablo Rosso III	-	-
Cafe Racer 1130	TN	1130	2006			2636000	120/70 ZR 17 M/C (58W) TL	MT 60 RS Fr.	2636100	180/55 ZR 17 M/C (73W) TL	MT 60 RS	-	-
Cafe Nero		250	2008			2770700	110/70 - 16 M/C 52P TL	Angel Scooter	2772400	140/70 - 16 M/C 65P TL	Angel Scooter	-	-
K2 Namur		50	1998			2769700	120/70 - 12 51P TL	Angel Scooter Fr.	2771000	130/70 - 12 62P reinf. TL	Angel Scooter	1.40	2.20
K2 Namur		50	1998			2925400	120/70 - 12 58P reinf. TL	Diablo Rosso Scooter	2925500	130/70 - 12 62P reinf. TL	Diablo Rosso Scooter	1.40	2.20
KB-X 50		50				2903200	3.00 - 10 50J reinf. TL	Angel Scooter	2903200	3.00 - 10 50J reinf. TL	Angel Scooter	1.50	2.00
KB-X 50		50				0401900	3.00 - 10 42J	SC 30	0401900	3.00 - 10 42J	SC 30	1.50	2.00
KB-X 80		80				2903200	3.00 - 10 50J reinf. TL	Angel Scooter	2903200	3.00 - 10 50J reinf. TL	Angel Scooter	1.50	2.00
KB-X 80		80				0401900	3.00 - 10 42J	SC 30	0401900	3.00 - 10 42J	SC 30	1.50	2.00
Leoncino 500 Trail MY 2018 -		500	2018			2865100	110/80 R 19 M/C 59V M+S TL	Scorpion Rally STR Fr.	2865200	150/70 R 17 M/C 69V M+S TL	Scorpion Rally STR	-	-
Leoncino 500 Trail MY 2018 -		500	2018			2526500	110/80 R 19 M/C 59V TL	Scorpion Trail II Fr.	2527100	150/70 R 17 M/C 69V TL	Scorpion Trail II	-	-
Leoncino MY 2018 -		500	2018			3111300	120/70 ZR 17 M/C (58W) TL	Angel GT II Fr.	3111700	160/60 ZR 17 M/C (69W) TL	Angel GT II	-	-
Leoncino MY 2018 -		500	2018			2387600	120/70 ZR 17 M/C (58W) TL	Angel GT Fr.	2317400	160/60 ZR 17 M/C (69W) TL	Angel GT	-	-
Leoncino MY 2018 -		500	2018			2906900	120/70 ZR 17 M/C (58W) TL	Diablo Rosso Corsa II Fr.	2907000	160/60 ZR 17 M/C (69W) TL	Diablo Rosso Corsa II	-	-
Leoncino MY 2018 -		500	2018			2635200	120/70 ZR 17 M/C (58W) TL	Diablo Rosso III Fr.	2635400	160/60 ZR 17 M/C (69W) TL	Diablo Rosso III	-	-
Leoncino MY 2018 -		500	2018			1868400	120/70 ZR 17 M/C (58W) TL	Angel ST Fr.	1868800	160/60 ZR 17 M/C (69W) TL	Angel ST	-	-
Naked 100		100	2002			2769700	120/70 - 12 51P TL	Angel Scooter Fr.	2771000	130/70 - 12 62P reinf. TL	Angel Scooter	-	-
Naked 100		100	2002			2925400	120/70 - 12 58P reinf. TL	Diablo Rosso Scooter	2925500	130/70 - 12 62P reinf. TL	Diablo Rosso Scooter	-	-
Naked 50		50	2002			2769700	120/70 - 12 51P TL	Angel Scooter Fr.	2771000	130/70 - 12 62P reinf. TL	Angel Scooter	-	-
Naked 50		50	2002			2925400	120/70 - 12 58P reinf. TL	Diablo Rosso Scooter	2925500	130/70 - 12 62P reinf. TL	Diablo Rosso Scooter	-	-
Pepe; LX		50				0244100	2 1/2 - 16 42J reinf.	ML 12	0947700	2 3/4 - 16 46J reinf.	ML 75	-	-
Pepe; LX		50				0947600	2 1/2 - 16 42J reinf.	ML 75	0947700	2 3/4 - 16 46J reinf.	ML 75	-	-
S 125		125			23	2903000	3.50 - 10 59J reinf. TL	Angel Scooter	2903000	3.50 - 10 59J reinf. TL	Angel Scooter	1.80	2.20
S 50		50				2903200	3.00 - 10 50J reinf. TL	Angel Scooter	2903200	3.00 - 10 50J reinf. TL	Angel Scooter	1.50	2.00
S 50		50				2902900	90/90 - 10 50J TL	Angel Scooter	2902900	90/90 - 10 50J TL	Angel Scooter	1.50	2.00
S 50		50				0401900	3.00 - 10 42J	SC 30	0401900	3.00 - 10 42J	SC 30	1.50	2.00
S 80		80				2903200	3.00 - 10 50J reinf. TL	Angel Scooter	2903200	3.00 - 10 50J reinf. TL	Angel Scooter	1.50	2.00
S 80		80				0401900	3.00 - 10 42J	SC 30	0401900	3.00 - 10 42J	SC 30	1.50	2.00
TNT 1130 MY 2010 - (114 KW)	TN	1130	2010			3111300	120/70 ZR 17 M/C (58W) TL	Angel GT II Fr.	3112400	190/55 ZR 17 M/C (75W) TL	Angel GT II	-	-
TNT 1130 MY 2010 - (114 KW)	TN	1130	2010			3111300	120/70 ZR 17 M/C (58W) TL	Angel GT II Fr.	3112000	180/55 ZR 17 M/C (73W) TL	Angel GT II	-	-
TNT 1130 MY 2010 - (114 KW)	TN	1130	2010			2387600	120/70 ZR 17 M/C (58W) TL	Angel GT Fr.	2317800	190/55 ZR 17 M/C (75W) TL	Angel GT	-	-
TNT 1130 MY 2010 - (114 KW)	TN	1130	2010			2906900	120/70 ZR 17 M/C (58W) TL	Diablo Rosso Corsa II Fr.	2907100	180/55 ZR 17 M/C (73W) TL	Diablo Rosso Corsa II	-	-
TNT 1130 MY 2010 - (114 KW)	TN	1130	2010			2387600	120/70 ZR 17 M/C (58W) TL	Angel GT Fr.	2317600	180/55 ZR 17 M/C (73W) TL	Angel GT	-	-
TNT 1130 MY 2010 - (114 KW)	TN	1130	2010			2906900	120/70 ZR 17 M/C (58W) TL	Diablo Rosso Corsa II Fr.	2907400	190/55 ZR 17 M/C (75W) TL	Diablo Rosso Corsa II	-	-
TNT 1130 MY 2010 - (114 KW)	TN	1130	2010			2635200	120/70 ZR 17 M/C (58W) TL	Diablo Rosso III Fr.	2635500	180/55 ZR 17 M/C (73W) TL	Diablo Rosso III	-	-
TNT 1130 MY 2010 - (114 KW)	TN	1130	2010			2635200	120/70 ZR 17 M/C (58W) TL	Diablo Rosso III Fr.	2635800	190/55 ZR 17 M/C (75W) TL	Diablo Rosso III	-	-
TNT 1130 MY 2010 - (114 KW)	TN	1130	2010			2636000	120/70 ZR 17 M/C (58W) TL	MT 60 RS Fr.	2636100	180/55 ZR 17 M/C (73W) TL	MT 60 RS	-	-
TNT 1130 Sport Evo	TN	1130	2007			3111300	120/70 ZR 17 M/C (58W) TL	Angel GT II Fr.	3112200	190/50 ZR 17 M/C (73W) TL	Angel GT II	-	-
TNT 1130 Sport Evo	TN	1130	2007			2812600	120/70 ZR 17 M/C (58W) V3 TL	Diablo Supercorsa SP Fr.	3310600	190/50 ZR 17 M/C (73W) V3 TL	Diablo Supercorsa SP	-	-

FITMENT MOTORCYCLE / 80

Footnotes see last page



MODEL	TYPE	CC	MY From	MY To	Footnotes	FRONT			REAR			Pressure		
						IP-Code	Dimension	Tread	IP-Code	Dimension	Tread	Front	Rear	
BENELLI (continued)														
Tornado Novecento Tre; RS	TB	900	2003			10	2906900	120/70 ZR 17 M/C (58W) TL	Diablo Rosso Corsa II Fr.	2907300	190/50 ZR 17 M/C (73W) TL	Diablo Rosso Corsa II	-	-
Tornado Novecento Tre; RS	TB	900	2003				2166900	120/70 ZR 17 M/C (58W) TL	Diablo Supercorsa SP Fr.	2304300	190/50 ZR 17 M/C (73W) TL	Diablo Supercorsa SP	-	-
Tornado Novecento Tre; RS	TB	900	2003			10	2635200	120/70 ZR 17 M/C (58W) TL	Diablo Rosso III Fr.	2635700	190/50 ZR 17 M/C (73W) TL	Diablo Rosso III	-	-
Tornado Novecento Tre; RS	TB	900	2003				1430700	120/70 ZR 17 M/C (58W) TL	Diablo Fr.	1429700	190/50 ZR 17 M/C (73W) TL	Diablo	-	-
Tre-K 1130	TK	1130	2007			10	3111300	120/70 ZR 17 M/C (58W) TL	Angel GT II Fr.	3112000	180/55 ZR 17 M/C (73W) TL	Angel GT II	2.30	2.50
Tre-K 1130	TK	1130	2007			10	2387600	120/70 ZR 17 M/C (58W) TL	Angel GT Fr.	2317600	180/55 ZR 17 M/C (73W) TL	Angel GT	2.30	2.50
Tre-K 1130	TK	1130	2007			10	2526300	120/70 ZR 17 M/C (58W) TL	Scorpion Trail II Fr.	2527400	180/55 ZR 17 M/C (73W) TL	Scorpion Trail II	2.30	2.50
Tre-K 1130	TK	1130	2007			10	2906900	120/70 ZR 17 M/C (58W) TL	Diablo Rosso Corsa II Fr.	2907100	180/55 ZR 17 M/C (73W) TL	Diablo Rosso Corsa II	2.30	2.50
Tre-K 1130	TK	1130	2007			10	2635200	120/70 ZR 17 M/C (58W) TL	Diablo Rosso III Fr.	2635500	180/55 ZR 17 M/C (73W) TL	Diablo Rosso III	2.30	2.50
Tre-K 1130	TK	1130	2007			10	2636000	120/70 ZR 17 M/C (58W) TL	MT 60 RS Fr.	2636100	180/55 ZR 17 M/C (73W) TL	MT 60 RS	2.30	2.50
Tre-K 1130	TK	1130	2007				1430700	120/70 ZR 17 M/C (58W) TL	Diablo Fr.	1430000	180/55 ZR 17 M/C (73W) TL	Diablo	2.30	2.50
Tre-K 1130 Amazonas	TK	1130	2007			10	2526500	110/80 R 19 M/C (59V) TL	Scorpion Trail II Fr.	2527100	150/70 R 17 M/C (69V) TL	Scorpion Trail II	2.30	2.50
Tre-K 1130 Amazonas	TK	1130	2007			10	2490900	110/80 R 19 M/C (59V) TL	Angel GT Fr. ab DOT 2815	2491000	150/70 R 17 M/C (69V) TL	Angel GT ab DOT 2815	2.30	2.50
Tre-K 1130 Amazonas	TK	1130	2007			10	2865100	110/80 R 19 M/C (59V M+S) TL	Scorpion Rally STR Fr.	2865200	150/70 R 17 M/C (69V M+S) TL	Scorpion Rally STR	2.30	2.50
TreK 899	TK	900	2009			10	3111300	120/70 ZR 17 M/C (58W) TL	Angel GT II Fr.	3112000	180/55 ZR 17 M/C (73W) TL	Angel GT II	2.30	2.50
TreK 899	TK	900	2009			10	2812600	120/70 ZR 17 M/C (58W) V3 TL	Diablo Supercorsa SP Fr.	3106800	180/55 ZR 17 M/C (73W) V3 TL	Diablo Supercorsa SP	2.30	2.50
TreK 899	TK	900	2009			10	2166900	120/70 ZR 17 M/C (58W) TL	Diablo Supercorsa SP Fr.	2244800	180/55 ZR 17 M/C (73W) TL	Diablo Supercorsa SP	2.30	2.50
TreK 899	TK	900	2009			10	2906900	120/70 ZR 17 M/C (58W) TL	Diablo Rosso Corsa II Fr.	2907100	180/55 ZR 17 M/C (73W) TL	Diablo Rosso Corsa II	2.30	2.50
TreK 899	TK	900	2009			10	2387600	120/70 ZR 17 M/C (58W) TL	Angel GT Fr.	2317600	180/55 ZR 17 M/C (73W) TL	Angel GT	2.30	2.50
TreK 899	TK	900	2009			10	2526300	120/70 ZR 17 M/C (58W) TL	Scorpion Trail II Fr.	2527400	180/55 ZR 17 M/C (73W) TL	Scorpion Trail II	2.30	2.50
TreK 899	TK	900	2009			10	2635200	120/70 ZR 17 M/C (58W) TL	Diablo Rosso III Fr.	2635500	180/55 ZR 17 M/C (73W) TL	Diablo Rosso III	2.30	2.50
TreK 899	TK	900	2009			10	2636000	120/70 ZR 17 M/C (58W) TL	MT 60 RS Fr.	2636100	180/55 ZR 17 M/C (73W) TL	MT 60 RS	2.30	2.50
TreK 899	TK	900	2009				1430700	120/70 ZR 17 M/C (58W) TL	Diablo Fr.	1430000	180/55 ZR 17 M/C (73W) TL	Diablo	2.30	2.50
TRK 502 MY 2018 -	TK	500	2018			10	3111300	120/70 ZR 17 M/C (58W) TL	Angel GT II Fr.	3111700	160/60 ZR 17 M/C (69W) TL	Angel GT II	-	-
TRK 502 MY 2018 -	TK	500	2018			10	2387600	120/70 ZR 17 M/C (58W) TL	Angel GT Fr.	2317400	160/60 ZR 17 M/C (69W) TL	Angel GT	-	-
TRK 502 MY 2018 -	TK	500	2018			10	2635200	120/70 ZR 17 M/C (58W) TL	Diablo Rosso III Fr.	2635400	160/60 ZR 17 M/C (69W) TL	Diablo Rosso III	-	-
TRK 502 MY 2018 -	TK	500	2018				1868400	120/70 ZR 17 M/C (58W) TL	Angel ST Fr.	1868800	160/60 ZR 17 M/C (69W) TL	Angel ST	-	-
TRK 502 X MY 2018 -	TK	500	2018			10	2526500	110/80 R 19 M/C (59V) TL	Scorpion Trail II Fr.	2527100	150/70 R 17 M/C (69V) TL	Scorpion Trail II	-	-
TRK 502 X MY 2018 -	TK	500	2018			10	2865100	110/80 R 19 M/C (59V M+S) TL	Scorpion Rally STR Fr.	2865200	150/70 R 17 M/C (69V M+S) TL	Scorpion Rally STR	-	-
TRK 502 X MY 2018 -	TK	500	2018			10	2490900	110/80 R 19 M/C (59V) TL	Angel GT Fr. ab DOT 2815	2491000	150/70 R 17 M/C (69V) TL	Angel GT ab DOT 2815	-	-
Uno C 250	TK	250	2013			10	1343000	110/80 - 17 M/C (57H) TL	Sport Demon Fr.	1343400	130/70 - 18 M/C (63H) TL	Sport Demon	-	-
Velvet 125; 150	TK	125	2000				2770100	120/70 - 13 M/C (53P) TL	Angel Scooter Fr.	2771100	140/70 - 12 65P reinf. TL	Angel Scooter	-	-
Velvet 250	TK	250	2000				0737100	120/90 - 10 66J TL	SL 26	0791900	130/90 - 10 61J TL	SL 26	-	-
X 49	TK	50	2008				0550500	120/90 - 10 57J TL	SL 60	0550800	130/90 - 10 61J TL	SL 60	-	-
X 49	TK	50	2008				0550500	120/90 - 10 57J TL	SL 60	0550800	130/90 - 10 61J TL	SL 60	-	-
BETA														
RR 250 2T	TK	250	2015			10	2322100	90/90 - 21 M/C 54M M+S TT	Scorpion PRO Fr.	2322300	140/80 - 18 M/C 70M M+S TT	Scorpion PRO	1.50	1.80
RR 250 2T	TK	250	2015			10	1745300	90/90 - 21 M/C 54R MST TT	Scorpion Rally Fr.	1688700	140/80 - 18 M/C 70R MST TT	Scorpion Rally	1.50	1.80
RR 250 2T	TK	250	2015			10	3745900	90/90 - 21 M/C 54R TT	MT 21 Fr.	0341000	140/80 - 18 M/C 70R TT	MT 21	1.50	1.80
502 CH	TK	50	1997			26	2771400	130/60 - 13 M/C 60P reinf. TL	Angel Scooter	2771400	130/60 - 13 M/C 60P reinf. TL	Angel Scooter	-	-
Alp 125	TK	125					1005200	90/90 - 21 M/C 54S TT	MT 90 Front AVT	1004600	120/80 - 18 M/C 62S TT	MT 90 AVT	-	-
Alp 125	TK	125					3745900	90/90 - 21 M/C 54R TT	MT 21 Fr.	0342000	120/80 - 18 M/C 62R TT	MT 21	-	-
Alp 200	TK	200					3745900	90/90 - 21 M/C 54R TT	MT 21 Fr.	0342000	120/80 - 18 M/C 62R TT	MT 21	1.00	1.20
Alp 200	TK	200					1005200	90/90 - 21 M/C 54S TT	MT 90 Front AVT	1004600	120/80 - 18 M/C 62S TT	MT 90 AVT	1.00	1.20
Alp 4.0	TK	350					1745300	90/90 - 21 M/C 54R MST TT	Scorpion Rally Fr.	1688700	140/80 - 18 M/C 70R MST TT	Scorpion Rally	1.80	2.20
Alp 4.0	TK	350					3745900	90/90 - 21 M/C 54R TT	MT 21 Fr.	0341000	140/80 - 18 M/C 70R TT	MT 21	1.80	2.20
ARK 50 AC; LC; K	TK	50	1997			26	2771400	130/60 - 13 M/C 60P reinf. TL	Angel Scooter	2771400	130/60 - 13 M/C 60P reinf. TL	Angel Scooter	1.60	2.20
Chrono 50	TK	50	1995			26	2771400	130/60 - 13 M/C 60P reinf. TL	Angel Scooter	2771400	130/60 - 13 M/C 60P reinf. TL	Angel Scooter	1.60	2.20

BETA (continuuec)

Eikon 125 MY 2000 -	125	2000	10	26	2771400	130/60 - 13 M/C 60P reinf.TL	Angel Scooter	2771300	140/60 - 13 M/C 63P reinf.TL	Angel Scooter	-
Eikon 125 MY 2005 -	125	2005	10	2770100	120/70 - 13 M/C 53P TL	Angel Scooter Fr.	Angel Scooter Fr.	2771300	140/60 - 13 M/C 63P reinf.TL	Angel Scooter	-
Eikon 150 MY 2000 -	150	2000	10	2771400	130/60 - 13 M/C 60P reinf.TL	Angel Scooter	Angel Scooter	2771300	140/60 - 13 M/C 63P reinf.TL	Angel Scooter	-
Eikon 150 MY 2005 -	150	2005	10	2770100	120/70 - 13 M/C 53P TL	Angel Scooter Fr.	Angel Scooter Fr.	2771300	140/60 - 13 M/C 63P reinf.TL	Angel Scooter	-
Eikon 50	50	2000	10	2771400	130/60 - 13 M/C 60P reinf.TL	Angel Scooter	Angel Scooter	2771300	140/60 - 13 M/C 63P reinf.TL	Angel Scooter	-
Jonathan; Euro	350	2000		1447800	120/80 V 16 M/C (60V)	Sport Demon Fr.	Sport Demon Fr.	0800200	140/90 - 15 M/C 70H TL	MT 66	-
M4	350	2006	10	2812600	120/70 ZR 17 M/C (58W) V3 TL	Diablo Supercorsa SP Fr.	Diablo Supercorsa SP Fr.	3657200	150/60 ZR 17 M/C 66W V3 TL	Diablo Supercorsa SP	-
M4	350	2006	10	2919800	120/70 R 17 M/C (58W) V3 TL	Scorpion Rally STR Fr.	Scorpion Rally STR Fr.	2808200	150/60 R 17 M/C 66H M+S TL	Scorpion Rally STR	-
M4	350	2006	10	2635200	120/70 ZR 17 M/C (58W) TL	Diablo Rosso II Fr.	Diablo Rosso II Fr.	2635300	150/60 ZR 17 M/C 66W TL	Diablo Rosso III	-
M4	350	2006	10	2210400	120/70 R 17 M/C 58H TL	Diablo Rosso II Fr.	Diablo Rosso II Fr.	2210500	150/60 R 17 M/C 66H TL	Diablo Rosso II	-
Motard 4.0	350	2004	10	2812600	120/70 ZR 17 M/C (58W) V3 TL	Diablo Supercorsa SP Fr.	Diablo Supercorsa SP Fr.	3657200	150/60 ZR 17 M/C 66W V3 TL	Diablo Supercorsa SP	-
Motard 4.0	350	2004	10	2919800	120/70 R 17 M/C 58H M+S TL	Scorpion Rally STR Fr.	Scorpion Rally STR Fr.	2808200	150/60 R 17 M/C 66H M+S TL	Scorpion Rally STR	-
Motard 4.0	350	2004	10	2635200	120/70 ZR 17 M/C (58W) TL	Diablo Rosso III Fr.	Diablo Rosso III Fr.	2635300	150/60 ZR 17 M/C 66W TL	Diablo Rosso III	-
Motard 4.0	350	2004	10	2210400	120/70 R 17 M/C 58H TL	Diablo Rosso II Fr.	Diablo Rosso II Fr.	2210500	150/60 R 17 M/C 66H TL	Diablo Rosso II	-
Motard 4.0	350	2004	10	2291900	120/70 ZR 17 M/C (58W) TL	Diablo Rosso II K Fr.	Diablo Rosso II K Fr.	2070100	150/60 ZR 17 M/C 66W TL	Diablo Rosso II	-
Quadra	50	1997		0737100	120/90 - 10 66J TL	SL 26	SL 26	0791900	130/90 - 10 61J TL	SL 26	-
Quadra	50	1997		0550500	120/90 - 10 57J TL	SL 60	SL 60	0550800	130/90 - 10 61J TL	SL 60	-
RE 125	125			3745900	90/90 - 21 M/C 54R TT	MT 21 Fr.	MT 21 Fr.	0342000	120/80 - 18 M/C 62R TT	MT 21	-
RE 125	125			1005200	90/90 - 21 M/C 54S TT	MT 90 Front A/T	MT 90 Front A/T	1004600	120/80 - 18 M/C 62S TT	MT 90 A/T	-
RE 125 4T	125	2015		0341400	80/90 - 21 M/C 48P TT	MT 21 Fr.	MT 21 Fr.	0341500	110/80 - 18 M/C 58P TT	MT 21	-
RR 125 4T Enduro	125	2015		0341400	80/90 - 21 M/C 48P TT	MT 21 Fr.	MT 21 Fr.	0341500	110/80 - 18 M/C 58P TT	MT 21	-
RR 300 2T	300	2015	10	1745300	90/90 - 21 M/C 54R MST TT	Scorpion Rally Fr.	Scorpion Rally Fr.	1688700	140/80 - 18 M/C 70R MST TT	Scorpion Rally	1.50
RR 300 2T	300	2015	10	2322100	90/90 - 21 M/C 54M M+S TT	Scorpion PRO Fr.	Scorpion PRO Fr.	2322300	140/80 - 18 M/C 70M M+S TT	Scorpion PRO	1.50
RR 300 2T	300	2015	10	3745900	90/90 - 21 M/C 54R TT	MT 21 Fr.	MT 21 Fr.	0341000	140/80 - 18 M/C 70R TT	MT 21	1.50
RR 4T 350 EFI; 390; 430; 480	350	2015	10	1745300	90/90 - 21 M/C 54R MST TT	Scorpion Rally Fr.	Scorpion Rally Fr.	1688700	140/80 - 18 M/C 70R MST TT	Scorpion Rally	1.50
RR 4T 350 EFI; 390; 430; 480	350	2015	10	2322100	90/90 - 21 M/C 54M M+S TT	Scorpion PRO Fr.	Scorpion PRO Fr.	2322300	140/80 - 18 M/C 70M M+S TT	Scorpion PRO	1.50
RR 4T 350 EFI; 390; 430; 480	350	2015	10	3745900	90/90 - 21 M/C 54R TT	MT 21 Fr.	MT 21 Fr.	0341000	140/80 - 18 M/C 70R TT	MT 21	1.50
RR Enduro 125	125	2006		3745900	90/90 - 21 M/C 54R TT	MT 21 Fr.	MT 21 Fr.	0342400	120/90 - 18 M/C 65R TT	MT 21	-
RR Enduro 125 LC	125	2010		1005200	90/90 - 21 M/C 54S TT	MT 90 Front A/T	MT 90 Front A/T	1004500	110/80 - 18 M/C 58S TT	MT 90 A/T	-
RR Enduro 125 LC	125	2010		3745900	90/90 - 21 M/C 54R TT	MT 21 Fr.	MT 21 Fr.	0341500	110/80 - 18 M/C 58P TT	MT 21	-
RR Enduro 4T 250	250	2005		1745300	90/90 - 21 M/C 54R MST TT	Scorpion Rally Fr.	Scorpion Rally Fr.	1688700	140/80 - 18 M/C 70R MST TT	Scorpion Rally	-
RR Enduro 4T 250	250	2005	28	2322100	90/90 - 21 M/C 54M M+S TT	Scorpion PRO Fr.	Scorpion PRO Fr.	2322300	140/80 - 18 M/C 70M M+S TT	Scorpion PRO	-
RR Enduro 4T 250	250	2005		3745900	90/90 - 21 M/C 54R TT	MT 21 Fr.	MT 21 Fr.	0341000	140/80 - 18 M/C 70R TT	MT 21	-
RR Enduro 4T 250	250	2005		1005200	90/90 - 21 M/C 54S TT	MT 90 Front A/T	MT 90 Front A/T	1017100	140/80 - 18 M/C 70S TT	MT 90 A/T	-
RR Enduro 4T 250	250	2005	28	2322100	90/90 - 21 M/C 54M M+S TT	Scorpion PRO Fr.	Scorpion PRO Fr.	2322300	140/80 - 18 M/C 70M M+S TT	Scorpion PRO	-
RR Enduro 4T 400	400	2005		1745300	90/90 - 21 M/C 54R MST TT	Scorpion Rally Fr.	Scorpion Rally Fr.	1688700	140/80 - 18 M/C 70R MST TT	Scorpion Rally	-
RR Enduro 4T 400	400	2005		3745900	90/90 - 21 M/C 54R TT	MT 21 Fr.	MT 21 Fr.	0341000	140/80 - 18 M/C 70R TT	MT 21	-
RR Enduro 4T 400	400	2005		1005200	90/90 - 21 M/C 54S TT	MT 90 Front A/T	MT 90 Front A/T	1017100	140/80 - 18 M/C 70S TT	MT 90 A/T	-
RR Enduro 4T 450	450	2005		1745300	90/90 - 21 M/C 54R MST TT	Scorpion Rally Fr.	Scorpion Rally Fr.	1688700	140/80 - 18 M/C 70R MST TT	Scorpion Rally	-
RR Enduro 4T 450	450	2005	28	2322100	90/90 - 21 M/C 54M M+S TT	Scorpion PRO Fr.	Scorpion PRO Fr.	2322300	140/80 - 18 M/C 70M M+S TT	Scorpion PRO	-
RR Enduro 4T 450	450	2005		3745900	90/90 - 21 M/C 54R TT	MT 21 Fr.	MT 21 Fr.	0341000	140/80 - 18 M/C 70R TT	MT 21	-
RR Enduro 4T 450	450	2005		1005200	90/90 - 21 M/C 54S TT	MT 90 Front A/T	MT 90 Front A/T	1017100	140/80 - 18 M/C 70S TT	MT 90 A/T	-
RR Enduro 4T 525	500	2005	28	2322100	90/90 - 21 M/C 54M M+S TT	Scorpion PRO Fr.	Scorpion PRO Fr.	2322300	140/80 - 18 M/C 70M M+S TT	Scorpion PRO	-
RR Enduro 4T 525	500	2005		1745300	90/90 - 21 M/C 54R MST TT	Scorpion Rally Fr.	Scorpion Rally Fr.	1688700	140/80 - 18 M/C 70R MST TT	Scorpion Rally	-
RR Enduro 4T 525	500	2005		3745900	90/90 - 21 M/C 54R TT	MT 21 Fr.	MT 21 Fr.	0341000	140/80 - 18 M/C 70R TT	MT 21	-
RR Enduro 4T 525	500	2005		1005200	90/90 - 21 M/C 54S TT	MT 90 Front A/T	MT 90 Front A/T	1017100	140/80 - 18 M/C 70S TT	MT 90 A/T	-
RR Enduro 50 Alu	50	2006		3745900	90/90 - 21 M/C 54R TT	MT 21 Fr.	MT 21 Fr.	0341500	110/80 - 18 M/C 58P TT	MT 21	-
RR Enduro 50 Alu	50	2006		1005200	90/90 - 21 M/C 54S TT	MT 90 Front A/T	MT 90 Front A/T	1004500	110/80 - 18 M/C 58S TT	MT 90 A/T	-
RR Enduro 50; Racing	50	2006		0341400	80/90 - 21 M/C 48P TT	MT 21 Fr.	MT 21 Fr.	0341500	110/80 - 18 M/C 58P TT	MT 21	-
RR Enduro 50; Racing	50	2006		1005100	80/90 - 21 M/C 48S TT	MT 90 Front A/T	MT 90 Front A/T	1004500	110/80 - 18 M/C 58S TT	MT 90 A/T	-
RR Motard 125	125	2008		1343000	110/80 - 17 M/C 57H TL	Sport Demon Fr.	Sport Demon Fr.	1343200	130/80 - 17 M/C 65H TL	Sport Demon	-
RR Motard 50; 50 Racing	50	2008		1343000	110/80 - 17 M/C 57H TL	Sport Demon Fr.	Sport Demon Fr.	2589500	130/70 - 17 M/C 62H TL	Sport Demon	-



MODEL	TYPE	CC	MY From	MY To	Footnotes	FRONT			REAR			Pressure	
						IP-Code	Dimension	Tread	IP-Code	Dimension	Tread	Front	Rear
BETA (continued)													
RR Motard 50; Alu		50				2580800	100/80 - 17 M/C 52S TL	Angel City Fr.	3243400	130/70 - 17 M/C 62S TL	Angel City	-	-
RR Motard 50; Alu		50				2583900	100/80 - 17 M/C 52H TL	Sport Demon Fr.	2589500	130/70 - 17 M/C 62H TL	Sport Demon	-	-
RR Supermotard		50	1997			1343000	110/80 - 17 M/C 57H TL	Sport Demon Fr.	2589500	130/70 - 17 M/C 62H TL	Sport Demon	-	-
Tempo 13		50	2018		26	2771400	130/60 - 13 M/C 60P reinf.TL	Angel Scooter	2771400	130/60 - 13 M/C 60P reinf.TL	Angel Scooter	1.60	2.20
X Trainer 250		250	2015		10	2322100	90/90 - 21 M/C 54M M+S TT	Scorpion PRO Fr.	2322300	140/80 - 18 M/C 70M M+S TT	Scorpion PRO	1.50	1.80
X Trainer 300	E5	300	2015		10	2322100	90/90 - 21 M/C 54M M+S TT	Scorpion PRO Fr.	2322300	140/80 - 18 M/C 70M M+S TT	Scorpion PRO	1.50	1.80
X Trainer 300	E5	300	2015		10	1767900	80/100 - 21 M/C 51R M+S TT	Scorpion XC Mid Hard Fr.	1804600	140/80 - 18 M/C 70M M+S TT	Scorpion XC Mid Hard	1.50	1.80
BIMOTA													
DB 10	DB06	1078				2812600	120/70 ZR 17 M/C (58W) V3 TL	Diablo Supercorsa SP Fr.	3106800	180/55 ZR 17 M/C (73W) V3 TL	Diablo Supercorsa SP	-	-
DB 10	DB06	1078			10	3111300	120/70 ZR 17 M/C (58W) TL	Angel GT II Fr.	3112000	180/55 ZR 17 M/C (73W) TL	Angel GT II	-	-
DB 10	DB06	1078			10	2387600	120/70 ZR 17 M/C (58W) TL	Angel GT Fr.	2317600	180/55 ZR 17 M/C (73W) TL	Angel GT	-	-
DB 10	DB06	1078			10	2906900	120/70 ZR 17 M/C (58W) TL	Diablo Rosso Corsa II Fr.	2907100	180/55 ZR 17 M/C (73W) TL	Diablo Rosso Corsa II	-	-
DB 10	DB06	1078			10	2166900	120/70 ZR 17 M/C (58W) TL	Diablo Supercorsa SP Fr.	2244800	180/55 ZR 17 M/C (73W) TL	Diablo Supercorsa SP	-	-
DB 10	DB06	1078			10	2635200	120/70 ZR 17 M/C (58W) TL	Diablo Rosso III Fr.	2635500	180/55 ZR 17 M/C (73W) TL	Diablo Rosso III	-	-
DB 11	DB 08	1198	2013		10	3111300	120/70 ZR 17 M/C (58W) TL	Angel GT II Fr.	3112400	190/55 ZR 17 M/C (75W) TL	Angel GT II	-	-
DB 11	DB 08	1198	2013		10	2387600	120/70 ZR 17 M/C (58W) TL	Angel GT Fr.	2317800	190/55 ZR 17 M/C (75W) TL	Angel GT	-	-
DB 11	DB 08	1198	2013		10	2166900	120/70 ZR 17 M/C (58W) TL	Diablo Supercorsa SP Fr.	2304500	190/55 ZR 17 M/C (75W) TL	Diablo Supercorsa SP	-	-
DB 11	DB 08	1198	2013		10	2906900	120/70 ZR 17 M/C (58W) TL	Diablo Rosso Corsa II Fr.	2907400	190/55 ZR 17 M/C (75W) TL	Diablo Rosso Corsa II	-	-
DB 11	DB 08	1198	2013		10	2812600	120/70 ZR 17 M/C (58W) V3 TL	Diablo Supercorsa SP Fr.	3115100	190/55 ZR 17 M/C (75W) V3 TL	Diablo Supercorsa SP	-	-
DB 11	DB 08	1198	2013		10	2635200	120/70 ZR 17 M/C (58W) TL	Diablo Rosso III Fr.	2635800	190/55 ZR 17 M/C (75W) TL	Diablo Rosso III	-	-
DB 12	DB 12	1200	2013		10	3111300	120/70 ZR 17 M/C (58W) TL	Angel GT II Fr.	3112400	190/55 ZR 17 M/C (75W) TL	Angel GT II	-	-
DB 12	DB 12	1200	2013		10	2906900	120/70 ZR 17 M/C (58W) TL	Diablo Rosso Corsa II Fr.	2907400	190/55 ZR 17 M/C (75W) TL	Diablo Rosso Corsa II	-	-
DB 12	DB 12	1200	2013		10	2387600	120/70 ZR 17 M/C (58W) TL	Angel GT Fr.	2317800	190/55 ZR 17 M/C (75W) TL	Angel GT	-	-
DB 2; DB 2 SR	DB 2	900	2013		10	2635200	120/70 ZR 17 M/C (58W) TL	Diablo Rosso III Fr.	2635800	190/55 ZR 17 M/C (75W) TL	Diablo Rosso III	-	-
DB 2; DB 2 SR	DB 2	900	2013		10	3111300	120/70 ZR 17 M/C (58W) TL	Angel GT II Fr.	3112000	180/55 ZR 17 M/C (73W) TL	Angel GT II	2.50	2.90
DB 2; DB 2 SR	DB 2	900	2013		10	3111300	120/70 ZR 17 M/C (58W) TL	Angel GT II Fr.	3112200	180/55 ZR 17 M/C (73W) TL	Angel GT II	2.50	2.90
DB 2; DB 2 SR	DB 2	900	2013		10	2812600	120/70 ZR 17 M/C (58W) V3 TL	Diablo Supercorsa SP Fr.	3310600	190/50 ZR 17 M/C (73W) V3 TL	Diablo Supercorsa SP	2.50	2.90
DB 2; DB 2 SR	DB 2	900	2013		10	3111200	120/60 ZR 17 M/C (55W) TL	Angel GT II Fr.	3112000	180/55 ZR 17 M/C (73W) TL	Angel GT II	2.50	2.90
DB 2; DB 2 SR	DB 2	900	2013		10	2812600	120/70 ZR 17 M/C (58W) V3 TL	Diablo Supercorsa SP Fr.	3106800	180/55 ZR 17 M/C (73W) V3 TL	Diablo Supercorsa SP	2.50	2.90
DB 2; DB 2 SR	DB 2	900	2013		10	3111200	120/60 ZR 17 M/C (55W) TL	Angel GT II Fr.	3112200	190/50 ZR 17 M/C (73W) TL	Angel GT II	2.50	2.90
DB 2; DB 2 SR	DB 2	900	2013		10	2635100	120/60 ZR 17 M/C (55W) TL	Diablo Rosso III Fr.	2635700	190/50 ZR 17 M/C (73W) TL	Diablo Rosso III	2.50	2.90
DB 2; DB 2 SR	DB 2	900	2013		10	2635200	120/70 ZR 17 M/C (58W) TL	Diablo Rosso III Fr.	2635700	190/50 ZR 17 M/C (73W) TL	Diablo Rosso III	2.50	2.90
DB 2; DB 2 SR	DB 2	900	2013		10	2635200	120/70 ZR 17 M/C (58W) TL	Diablo Rosso III Fr.	2635500	180/55 ZR 17 M/C (73W) TL	Diablo Rosso III	2.50	2.90
DB 2; DB 2 SR	DB 2	900	2013		10	2635100	120/60 ZR 17 M/C (55W) TL	Diablo Rosso III Fr.	2635500	180/55 ZR 17 M/C (73W) TL	Diablo Rosso III	2.50	2.90
DB 2; DB 2 SR	DB 2	900	2013		10	2906900	120/70 ZR 17 M/C (58W) TL	Diablo Rosso Corsa II Fr.	2907300	190/50 ZR 17 M/C (73W) TL	Diablo Rosso Corsa II	2.50	2.90
DB 2; DB 2 SR	DB 2	900	2013		10	2166900	120/60 ZR 17 M/C (55W) TL	Diablo Supercorsa SP Fr.	2304300	190/50 ZR 17 M/C (73W) TL	Diablo Supercorsa SP	2.50	2.90
DB 2; DB 2 SR	DB 2	900	2013		10	2387600	120/70 ZR 17 M/C (58W) TL	Angel GT Fr.	2317600	180/55 ZR 17 M/C (73W) TL	Angel GT	2.50	2.90
DB 2; DB 2 SR	DB 2	900	2013		10	2316900	120/60 ZR 17 M/C (55W) TL	Angel GT Fr.	2317700	190/50 ZR 17 M/C (73W) TL	Angel GT	2.50	2.90
DB 2; DB 2 SR	DB 2	900	2013		10	2387600	120/70 ZR 17 M/C (58W) TL	Angel GT Fr.	2317700	190/50 ZR 17 M/C (73W) TL	Angel GT	2.50	2.90
DB 2; DB 2 SR	DB 2	900	2013		10	2906900	120/70 ZR 17 M/C (58W) TL	Diablo Rosso Corsa II Fr.	2907100	190/50 ZR 17 M/C (73W) TL	Diablo Rosso Corsa II	2.50	2.90
DB 2; DB 2 SR	DB 2	900	2013		10	2166900	120/70 ZR 17 M/C (58W) TL	Diablo Supercorsa SP Fr.	2244800	180/55 ZR 17 M/C (73W) TL	Diablo Supercorsa SP	2.50	2.90
DB 5R	DB05	1078			10	3111300	120/70 ZR 17 M/C (58W) TL	Angel GT II Fr.	3112000	180/55 ZR 17 M/C (73W) TL	Angel GT II	-	-
DB 5R	DB05	1078			10	2812600	120/70 ZR 17 M/C (58W) V3 TL	Diablo Supercorsa SP Fr.	3106800	180/55 ZR 17 M/C (73W) V3 TL	Diablo Supercorsa SP	-	-
DB 5R	DB05	1078			10	2906900	120/70 ZR 17 M/C (58W) TL	Diablo Rosso Corsa II Fr.	2907100	180/55 ZR 17 M/C (73W) TL	Diablo Rosso Corsa II	-	-
DB 5R	DB05	1078			10	2387600	120/70 ZR 17 M/C (58W) TL	Angel GT Fr.	2317600	180/55 ZR 17 M/C (73W) TL	Angel GT	-	-
DB 5R	DB05	1078			10	2166900	120/70 ZR 17 M/C (58W) TL	Diablo Supercorsa SP Fr.	2244800	180/55 ZR 17 M/C (73W) TL	Diablo Supercorsa SP	-	-
DB 5R	DB05	1078			10	2635200	120/70 ZR 17 M/C (58W) TL	Diablo Rosso III Fr.	2635500	180/55 ZR 17 M/C (73W) TL	Diablo Rosso III	-	-



MODEL	TYPE	CC	MY From	MY To	Footnotes	FRONT			REAR			Pressure		
						IP-Code	Dimension	Tread	IP-Code	Dimension	Tread	Front	Rear	
BIMOTA (continued)														
SB 6; SB 6-75		1100				10	2635200	120/70 ZR 17 M/C (58W) TL	Diablo Rosso III Fr.	2635500	180/55 ZR 17 M/C (73W) TL	Diablo Rosso III	2.50	2.90
SB 6; SB 6-75		1100				10	2635100	120/60 ZR 17 M/C (55W) TL	Diablo Rosso III Fr.	2635500	180/55 ZR 17 M/C (73W) TL	Diablo Rosso III	2.50	2.90
SB 6; SB 6-75		1100				10	2635100	120/60 ZR 17 M/C (55W) TL	Diablo Rosso III Fr.	2635700	190/50 ZR 17 M/C (73W) TL	Diablo Rosso III	2.50	2.90
SB 6; SB 6-75		1100				10	2166900	120/70 ZR 17 M/C (58W) TL	Diablo Supercorsa SP Fr.	2244800	180/55 ZR 17 M/C (73W) TL	Diablo Supercorsa SP	2.50	2.90
SB 6; SB 6-75		1100				10	2906900	120/70 ZR 17 M/C (58W) TL	Diablo Rosso Corsa II Fr.	2907100	180/55 ZR 17 M/C (73W) TL	Diablo Rosso Corsa II	2.50	2.90
SB 6; SB 6-75		1100				10	2316900	120/60 ZR 17 M/C (55W) TL	Angel GT Fr.	2317600	180/55 ZR 17 M/C (73W) TL	Angel GT	2.50	2.90
SB 6; SB 6-75		1100				10	2316900	120/60 ZR 17 M/C (55W) TL	Angel GT Fr.	2317700	190/50 ZR 17 M/C (73W) TL	Angel GT	2.50	2.90
SB 6; SB 6-75		1100				10	2166900	120/70 ZR 17 M/C (58W) TL	Diablo Supercorsa SP Fr.	2304300	190/50 ZR 17 M/C (73W) TL	Diablo Supercorsa SP	2.50	2.90
SB 6; SB 6-75		1100				10	2906900	120/70 ZR 17 M/C (58W) TL	Diablo Rosso Corsa II Fr.	2907300	190/50 ZR 17 M/C (73W) TL	Diablo Rosso Corsa II	2.50	2.90
SB 6; SB 6-75		1100				10	2387600	120/70 ZR 17 M/C (58W) TL	Angel GT Fr.	2317700	190/50 ZR 17 M/C (73W) TL	Angel GT	2.50	2.90
SB 6; SB 6-75		1100				10	2387600	120/70 ZR 17 M/C (58W) TL	Angel GT Fr.	2317600	180/55 ZR 17 M/C (73W) TL	Angel GT	2.50	2.90
SB 7		750				10	3111200	120/60 ZR 17 M/C (55W) TL	Angel GT II Fr.	3112000	180/55 ZR 17 M/C (73W) TL	Angel GT II	2.50	2.90
SB 7		750				10	2635100	120/60 ZR 17 M/C (55W) TL	Diablo Rosso III Fr.	2635500	180/55 ZR 17 M/C (73W) TL	Diablo Rosso III	2.50	2.90
SB 7		750				10	2316900	120/60 ZR 17 M/C (55W) TL	Angel GT Fr.	2317600	180/55 ZR 17 M/C (73W) TL	Angel GT	2.50	2.90
SB 8 K		1000	2005			10	2812600	120/70 ZR 17 M/C (58W) V3 TL	Diablo Supercorsa SP Fr.	3106800	180/55 ZR 17 M/C (73W) V3 TL	Diablo Supercorsa SP	-	-
SB 8 K		1000	2005			10	2906900	120/70 ZR 17 M/C (58W) TL	Diablo Rosso Corsa II Fr.	2907100	180/55 ZR 17 M/C (73W) TL	Diablo Rosso Corsa II	-	-
SB 8 K		1000	2005			10	2166900	120/70 ZR 17 M/C (58W) TL	Diablo Supercorsa SP Fr.	2244800	180/55 ZR 17 M/C (73W) TL	Diablo Supercorsa SP	-	-
SB 8 K		1000	2005			10	2635200	120/70 ZR 17 M/C (58W) TL	Diablo Rosso III Fr.	2635500	180/55 ZR 17 M/C (73W) TL	Diablo Rosso III	-	-
SB8R		1000	1999			10	2812600	120/70 ZR 17 M/C (58W) TL	Diablo Supercorsa SP Fr.	3106800	180/55 ZR 17 M/C (73W) V3 TL	Diablo Supercorsa SP	2.50	2.90
SB8R		1000	1999			10	2635200	120/70 ZR 17 M/C (58W) TL	Diablo Rosso III Fr.	2635500	180/55 ZR 17 M/C (73W) TL	Diablo Rosso III	2.50	2.90
SB8R		1000	1999			10	2166900	120/70 ZR 17 M/C (58W) TL	Diablo Supercorsa SP Fr.	2244800	180/55 ZR 17 M/C (73W) TL	Diablo Supercorsa SP	2.50	2.90
SB8R		1000	1999			10	2906900	120/70 ZR 17 M/C (58W) TL	Diablo Rosso Corsa II Fr.	2907100	180/55 ZR 17 M/C (73W) TL	Diablo Rosso Corsa II	2.50	2.90
Supermono; Biposto	BB 1	650	1994	1996		10	2635200	120/70 ZR 17 M/C (58W) TL	Diablo Rosso III Fr.	2635400	160/60 ZR 17 M/C (69W) TL	Diablo Rosso III	2.50	2.90
Supermono; Biposto	BB 1	650	1994	1996		10	2906900	120/70 ZR 17 M/C (58W) TL	Diablo Rosso Corsa II Fr.	2907000	160/60 ZR 17 M/C (69W) TL	Diablo Rosso Corsa II	2.50	2.90
Testi 1D 906	1 D	900	1993	1995		10	2812600	120/70 ZR 17 M/C (58W) V3 TL	Diablo Supercorsa SP Fr.	3106800	180/55 ZR 17 M/C (73W) V3 TL	Diablo Supercorsa SP	2.50	2.90
Testi 1D 906	1 D	900	1993	1995		10	3111300	120/70 ZR 17 M/C (58W) TL	Angel GT II Fr.	3112000	180/55 ZR 17 M/C (73W) TL	Angel GT II	2.50	2.90
Testi 1D 906	1 D	900	1993	1995		10	3111300	120/70 ZR 17 M/C (58W) TL	Angel GT II Fr.	3112200	190/50 ZR 17 M/C (73W) TL	Angel GT II	2.50	2.90
Testi 1D 906	1 D	900	1993	1995		10	3111200	120/60 ZR 17 M/C (55W) TL	Angel GT II Fr.	3112000	180/55 ZR 17 M/C (73W) TL	Angel GT II	2.50	2.90
Testi 1D 906	1 D	900	1993	1995		10	3111200	120/60 ZR 17 M/C (55W) TL	Angel GT II Fr.	3112200	190/50 ZR 17 M/C (73W) TL	Angel GT II	2.50	2.90
Testi 1D 906	1 D	900	1993	1995		10	2812600	120/70 ZR 17 M/C (58W) V3 TL	Diablo Supercorsa SP Fr.	3310600	190/50 ZR 17 M/C (73W) V3 TL	Diablo Supercorsa SP	2.50	2.90
Testi 1D 906	1 D	900	1993	1995		10	2635100	120/60 ZR 17 M/C (55W) TL	Diablo Rosso III Fr.	2635700	190/50 ZR 17 M/C (73W) TL	Diablo Rosso III	2.50	2.90
Testi 1D 906	1 D	900	1993	1995		10	2635100	120/60 ZR 17 M/C (55W) TL	Diablo Rosso III Fr.	2635500	180/55 ZR 17 M/C (73W) TL	Diablo Rosso III	2.50	2.90
Testi 1D 906	1 D	900	1993	1995		10	2635200	120/70 ZR 17 M/C (58W) TL	Diablo Rosso III Fr.	2635500	180/55 ZR 17 M/C (73W) TL	Diablo Rosso III	2.50	2.90
Testi 1D 906	1 D	900	1993	1995		10	2387600	120/70 ZR 17 M/C (58W) TL	Angel GT Fr.	2317700	190/50 ZR 17 M/C (73W) TL	Angel GT	2.50	2.90
Testi 1D 906	1 D	900	1993	1995		10	2316900	120/60 ZR 17 M/C (55W) TL	Angel GT Fr.	2317600	180/55 ZR 17 M/C (73W) TL	Angel GT	2.50	2.90
Testi 1D 906	1 D	900	1993	1995		10	2906900	120/70 ZR 17 M/C (58W) TL	Diablo Rosso Corsa II Fr.	2907300	190/50 ZR 17 M/C (73W) TL	Diablo Rosso Corsa II	2.50	2.90
Testi 1D 906	1 D	900	1993	1995		10	2166900	120/70 ZR 17 M/C (58W) TL	Diablo Supercorsa SP Fr.	2244800	180/55 ZR 17 M/C (73W) TL	Diablo Supercorsa SP	2.50	2.90
Testi 1D 906	1 D	900	1993	1995		10	2316900	120/60 ZR 17 M/C (55W) TL	Angel GT Fr.	2317700	190/50 ZR 17 M/C (73W) TL	Angel GT	2.50	2.90
Testi 1D 906	1 D	900	1993	1995		10	2906900	120/70 ZR 17 M/C (58W) TL	Diablo Rosso Corsa II Fr.	2907100	180/55 ZR 17 M/C (73W) TL	Diablo Rosso Corsa II	2.50	2.90
Testi 1D 906	1 D	900	1993	1995		10	2387600	120/70 ZR 17 M/C (58W) TL	Angel GT Fr.	2317600	180/55 ZR 17 M/C (73W) TL	Angel GT	2.50	2.90
Testi 1D 906	1 D	900	1993	1995		10	2166900	120/70 ZR 17 M/C (58W) TL	Diablo Supercorsa SP Fr.	2304300	190/50 ZR 17 M/C (73W) TL	Diablo Supercorsa SP	2.50	2.90
Testi 1D 906 E.F.		900				10	3111300	120/70 ZR 17 M/C (58W) TL	Angel GT II Fr.	3112000	180/55 ZR 17 M/C (73W) TL	Angel GT II	2.50	2.90
Testi 1D 906 E.F.		900				10	2812600	120/70 ZR 17 M/C (58W) V3 TL	Diablo Supercorsa SP Fr.	3310600	190/50 ZR 17 M/C (73W) V3 TL	Diablo Supercorsa SP	2.50	2.90
Testi 1D 906 E.F.		900				10	2812600	120/70 ZR 17 M/C (58W) V3 TL	Diablo Supercorsa SP Fr.	3106800	180/55 ZR 17 M/C (73W) V3 TL	Diablo Supercorsa SP	2.50	2.90
Testi 1D 906 E.F.		900				10	3111200	120/60 ZR 17 M/C (55W) TL	Angel GT II Fr.	3112200	190/50 ZR 17 M/C (73W) TL	Angel GT II	2.50	2.90
Testi 1D 906 E.F.		900				10	3111300	120/70 ZR 17 M/C (58W) TL	Angel GT II Fr.	3112200	190/50 ZR 17 M/C (73W) TL	Angel GT II	2.50	2.90
Testi 1D 906 E.F.		900				10	3111200	120/60 ZR 17 M/C (55W) TL	Angel GT II Fr.	3112000	180/55 ZR 17 M/C (73W) TL	Angel GT II	2.50	2.90

BMWOTA (continued)

YB 8	1000					120/70 ZR 17 M/C (58W) TL	Diablo Rosso Corsa II Fr.	2907100	180/55 ZR 17 M/C (73W) TL	Diablo Rosso Corsa II	2.50	2.90
YB 8 Bipoosto	1000					120/70 ZR 17 M/C (58W) TL	Angel GT Fr.	2317700	190/50 ZR 17 M/C (73W) TL	Angel GT	2.50	2.90
YB 8 Bipoosto	1000					120/70 ZR 17 M/C (58W) TL	Diablo Supercorsa SP Fr.	2244800	180/55 ZR 17 M/C (73W) TL	Diablo Supercorsa SP	2.50	2.90
YB 8 e.i.Furano	1000					120/70 ZR 17 M/C (58W) TL	Angel GT II Fr.	3112000	180/55 ZR 17 M/C (73W) TL	Angel GT II	2.50	2.90
YB 8 e.i.Furano	1000					120/70 ZR 17 M/C (58W) TL	Angel GT II Fr.	3112200	190/50 ZR 17 M/C (73W) TL	Angel GT II	2.50	2.90
YB 8 e.i.Furano	1000					120/60 ZR 17 M/C (55W) TL	Angel GT II Fr.	3112200	190/50 ZR 17 M/C (73W) TL	Angel GT II	2.50	2.90
YB 8 e.i.Furano	1000					120/70 ZR 17 M/C (58W) V3 TL	Diablo Supercorsa SP Fr.	3106800	180/55 ZR 17 M/C (73W) V3 TL	Diablo Supercorsa SP	2.50	2.90
YB 8 e.i.Furano	1000					120/70 ZR 17 M/C (58W) V3 TL	Angel GT II Fr.	3310600	190/50 ZR 17 M/C (73W) V3 TL	Diablo Supercorsa SP	2.50	2.90
YB 8 e.i.Furano	1000					120/60 ZR 17 M/C (55W) TL	Diablo Rosso III Fr.	2635500	180/55 ZR 17 M/C (73W) TL	Diablo Rosso III	2.50	2.90
YB 8 e.i.Furano	1000					120/70 ZR 17 M/C (58W) TL	Diablo Rosso III Fr.	2635700	190/50 ZR 17 M/C (73W) TL	Diablo Rosso III	2.50	2.90
YB 8 e.i.Furano	1000					120/60 ZR 17 M/C (55W) TL	Diablo Rosso III Fr.	2635700	190/50 ZR 17 M/C (73W) TL	Diablo Rosso III	2.50	2.90
YB 8 e.i.Furano	1000					120/60 ZR 17 M/C (55W) TL	Diablo Rosso III Fr.	2635500	180/55 ZR 17 M/C (73W) TL	Diablo Rosso III	2.50	2.90
YB 8 e.i.Furano	1000					120/70 ZR 17 M/C (58W) TL	Diablo Rosso Corsa II Fr.	2907300	190/50 ZR 17 M/C (73W) TL	Diablo Rosso Corsa II	2.50	2.90
YB 8 e.i.Furano	1000					120/60 ZR 17 M/C (55W) TL	Angel GT Fr.	2317600	180/55 ZR 17 M/C (73W) TL	Angel GT	2.50	2.90
YB 8 e.i.Furano	1000					120/70 ZR 17 M/C (58W) TL	Angel GT Fr.	2317700	190/50 ZR 17 M/C (73W) TL	Angel GT	2.50	2.90
YB 8 e.i.Furano	1000					120/70 ZR 17 M/C (58W) TL	Diablo Rosso Corsa II Fr.	2907100	180/55 ZR 17 M/C (73W) TL	Diablo Rosso Corsa II	2.50	2.90
YB 8 e.i.Furano	1000					120/60 ZR 17 M/C (55W) TL	Diablo Supercorsa SP Fr.	2304300	190/50 ZR 17 M/C (73W) TL	Diablo Supercorsa SP	2.50	2.90
YB 8 e.i.Furano	1000					120/60 ZR 17 M/C (55W) TL	Angel GT Fr.	2317700	190/50 ZR 17 M/C (73W) TL	Angel GT	2.50	2.90
YB 8 e.i.Furano	1000					120/70 ZR 17 M/C (58W) TL	Angel GT Fr.	2317600	180/55 ZR 17 M/C (73W) TL	Angel GT	2.50	2.90
YB 8 e.i.Furano	1000					120/70 ZR 17 M/C (58W) TL	Diablo Supercorsa SP Fr.	2244800	180/55 ZR 17 M/C (73W) TL	Diablo Supercorsa SP	2.50	2.90
YB 8 Evolution	1000					120/70 ZR 17 M/C (58W) TL	Angel GT II Fr.	3112000	180/55 ZR 17 M/C (73W) TL	Angel GT II	2.50	2.90
YB 8 Evolution	1000					120/60 ZR 17 M/C (55W) TL	Angel GT II Fr.	3112200	190/50 ZR 17 M/C (73W) TL	Angel GT II	2.50	2.90
YB 8 Evolution	1000					120/70 ZR 17 M/C (58W) V3 TL	Diablo Supercorsa SP Fr.	3310600	190/50 ZR 17 M/C (73W) V3 TL	Diablo Supercorsa SP	2.50	2.90
YB 8 Evolution	1000					120/60 ZR 17 M/C (55W) TL	Angel GT II Fr.	3112200	190/50 ZR 17 M/C (73W) TL	Angel GT II	2.50	2.90
YB 8 Evolution	1000					120/70 ZR 17 M/C (58W) V3 TL	Diablo Supercorsa SP Fr.	3106800	180/55 ZR 17 M/C (73W) V3 TL	Diablo Supercorsa SP	2.50	2.90
YB 8 Evolution	1000					120/60 ZR 17 M/C (55W) TL	Diablo Rosso III Fr.	2635700	190/50 ZR 17 M/C (73W) TL	Diablo Rosso III	2.50	2.90
YB 8 Evolution	1000					120/60 ZR 17 M/C (55W) TL	Diablo Rosso III Fr.	2635500	180/55 ZR 17 M/C (73W) TL	Diablo Rosso III	2.50	2.90
YB 8 Evolution	1000					120/70 ZR 17 M/C (58W) TL	Diablo Rosso III Fr.	2635700	190/50 ZR 17 M/C (73W) TL	Diablo Rosso III	2.50	2.90
YB 8 Evolution	1000					120/70 ZR 17 M/C (58W) TL	Diablo Rosso Corsa II Fr.	2907100	180/55 ZR 17 M/C (73W) TL	Diablo Rosso Corsa II	2.50	2.90
YB 8 Evolution	1000					120/70 ZR 17 M/C (58W) TL	Diablo Rosso Corsa II Fr.	2907300	190/50 ZR 17 M/C (73W) TL	Diablo Rosso Corsa II	2.50	2.90
YB 8 Evolution	1000					120/70 ZR 17 M/C (58W) TL	Diablo Supercorsa SP Fr.	2304300	190/50 ZR 17 M/C (73W) TL	Diablo Supercorsa SP	2.50	2.90
YB 8 Evolution	1000					120/70 ZR 17 M/C (58W) TL	Diablo Supercorsa SP Fr.	2244800	180/55 ZR 17 M/C (73W) TL	Diablo Supercorsa SP	2.50	2.90
YB 8 Evolution	1000					120/60 ZR 17 M/C (55W) TL	Angel GT Fr.	2317700	190/50 ZR 17 M/C (73W) TL	Angel GT	2.50	2.90
YB 8 Evolution	1000					120/60 ZR 17 M/C (55W) TL	Angel GT Fr.	2317600	180/55 ZR 17 M/C (73W) TL	Angel GT	2.50	2.90
YB 8 Evolution	1000					120/70 ZR 17 M/C (58W) TL	Angel GT II Fr.	3111700	160/60 ZR 17 M/C (69W) TL	Angel GT II	2.50	2.90
YB 8 Evolution	1000					120/60 ZR 17 M/C (55W) TL	Diablo Rosso III Fr.	2635400	160/60 ZR 17 M/C (69W) TL	Diablo Rosso III	2.50	2.90
YB 8 Evolution	1000					120/70 ZR 17 M/C (58W) TL	Diablo Rosso III Fr.	2635400	160/60 ZR 17 M/C (69W) TL	Diablo Rosso III	2.50	2.90
YB 8 Evolution	1000					120/60 ZR 17 M/C (55W) TL	Diablo Rosso III Fr.	2635400	160/60 ZR 17 M/C (69W) TL	Diablo Rosso III	2.50	2.90
YB 8 Evolution	1000					120/60 ZR 17 M/C (55W) TL	Angel GT Fr.	2317400	160/60 ZR 17 M/C (69W) TL	Angel GT	2.50	2.90
YB 8 Evolution	1000					120/70 ZR 17 M/C (58W) TL	Angel GT Fr.	2317400	160/60 ZR 17 M/C (69W) TL	Angel GT	2.50	2.90
YB 8 Evolution	1000					120/70 ZR 17 M/C (58W) TL	Diablo Rosso Corsa II Fr.	2907000	160/60 ZR 17 M/C (69W) TL	Diablo Rosso Corsa II	2.50	2.90
BMW												
C 400 GT MY 2019 -	3041					120/70 - 15 M/C 56S TL	Angel Scooter Fr.	2770500	150/70 - 14 M/C 66S TL	Angel Scooter	2.60	2.60
C 400 X MY 2018 -	K09					120/70 - 15 M/C 56S TL	Angel Scooter Fr.	2770500	150/70 - 14 M/C 66S TL	Angel Scooter	2.40	2.60
C 600 Sport (all versions) MY 2012-2015	C 65					120/70 R 15 M/C 56H TL	Diablo Rosso Scooter Fr.	2769400	160/60 R 15 M/C 67H TL	Diablo Rosso Scooter	2.30	2.50
C 650 GT MY 2016 -	3065					120/70 R 15 M/C 56H TL	Diablo Rosso Scooter Fr.	2769400	160/60 R 15 M/C 67H TL	Diablo Rosso Scooter	2.30	2.50
C 650 GT (all versions) MY 2012-2015	C 65					120/70 R 15 M/C 56H TL	Diablo Rosso Scooter Fr.	2769400	160/60 R 15 M/C 67H TL	Diablo Rosso Scooter	2.30	2.50



MODEL	TYPE	CC	MY From	MY To	Footnotes	FRONT		REAR		Tread	Tread	Pressure Front	Pressure Rear
						IP-Code	Dimension	IP-Code	Dimension				
BMW (continued)													
C 650 Sport MY 2016 -	3065	650	2016			2768900	120/70 R 15 M/C 56H TL	Diablo Rosso Scooter Fr.	2769400	160/60 R 15 M/C 67H TL	Diablo Rosso Scooter	2.30	2.50
C evolution	C1EV	1	2014	2016		2768900	120/70 R 15 M/C 56H TL	Diablo Rosso Scooter Fr.	2769400	160/60 R 15 M/C 67H TL	Diablo Rosso Scooter	2.30	2.50
C Evolution MY 2017 -	30EV	1	2017			2768900	120/70 R 15 M/C 56H TL	Diablo Rosso Scooter Fr.	2769400	160/60 R 15 M/C 67H TL	Diablo Rosso Scooter	2.50	2.90
C1; C1-200	C-1	125	2000			2770100	120/70 - 13 M/C 53P TL	Angel Scooter Fr.	2771100	140/70 - 12 65P reinf. TL	Angel Scooter	1.90	2.40
F 650 (Funduro)	169	650	1993	1999		23 2526700	100/90 - 19 M/C 57V TL	Scorpion Trail II Fr.	2526900	130/80 R 17 M/C 65V TL	Scorpion Trail II	1.80	2.50
F 650 (Funduro)	169	650	1993	1999		23 2865300	100/90 - 19 M/C 57V M+S TL	Scorpion Rally STR Fr.	2865400	130/80 R 17 M/C 65V M+S TL	Scorpion Rally STR	1.80	2.50
F 650 (Funduro)	169	650	1993	1999		23 0282200	100/90 - 19 M/C 57H TL	MT 60 Fr.	0284000	130/80 - 17 M/C 65H TL	MT 60	1.80	2.50
F 650 CS Scarver	E 650 C	650				2635000	110/70 ZR 17 M/C 54W TL	Diablo Rosso III Fr.	2635300	150/60 ZR 17 M/C 66W TL	Diablo Rosso III	2.20	2.50
F 650 CS Scarver	E 650 C	650				2635000	110/70 ZR 17 M/C 54W TL	Diablo Rosso III Fr.	2635400	160/60 ZR 17 M/C (69W) TL	Diablo Rosso III	2.20	2.50
F 650 CS Scarver	E 650 C	650				2069900	110/70 ZR 17 M/C 54W TL	Diablo Rosso II Fr.	2070200	160/60 ZR 17 M/C (69W) TL	Diablo Rosso II	2.20	2.50
F 650 CS Scarver	E 650 C	650				2069900	110/70 ZR 17 M/C 54W TL	Diablo Rosso II Fr.	2070100	150/60 ZR 17 M/C 66W TL	Diablo Rosso II	2.20	2.50
F 650 CS Scarver	K 14	650	2002			2635000	110/70 ZR 17 M/C 54W TL	Diablo Rosso III Fr.	2635300	150/60 ZR 17 M/C 66W TL	Diablo Rosso III	2.20	2.50
F 650 CS Scarver	K 14	650	2002			2635000	110/70 ZR 17 M/C 54W TL	Diablo Rosso III Fr.	2635400	160/60 ZR 17 M/C (69W) TL	Diablo Rosso III	2.20	2.50
F 650 CS Scarver	K 14	650	2002			2069900	110/70 ZR 17 M/C 54W TL	Diablo Rosso II Fr.	2070200	160/60 ZR 17 M/C (69W) TL	Diablo Rosso II	2.20	2.50
F 650 CS Scarver	K 14	650	2002			2069900	110/70 ZR 17 M/C 54W TL	Diablo Rosso II Fr.	2070100	150/60 ZR 17 M/C 66W TL	Diablo Rosso II	2.20	2.50
F 650 GS	E 650 G	650	2004			23 2865300	100/90 - 19 M/C 57V M+S TL	Scorpion Rally STR Fr.	2865400	130/80 R 17 M/C 65V M+S TL	Scorpion Rally STR	2.10	2.30
F 650 GS	E 650 G	650	2004			23 2526700	100/90 - 19 M/C 57V TL	Scorpion Trail II Fr.	2526900	130/80 R 17 M/C 65V TL	Scorpion Trail II	2.10	2.30
F 650 GS	R 13	650	2000			23 2865300	100/90 - 19 M/C 57V M+S TL	Scorpion Rally STR Fr.	2865400	130/80 R 17 M/C 65V M+S TL	Scorpion Rally STR	2.10	2.30
F 650 GS	R 13	650	2000			23 2526700	100/90 - 19 M/C 57V TL	Scorpion Trail II Fr.	2526900	130/80 R 17 M/C 65V TL	Scorpion Trail II	2.10	2.30
F 650 GS (2 Zylinder)	E 8 GS	800	2008			2526500	110/80 R 19 M/C 59V TL	Scorpion Trail II Fr.	2527000	140/80 R 17 M/C 69V TL	Scorpion Trail II	2.20	2.90
F 650 GS (2 Zylinder)	E 8 GS	800	2008			2865100	110/80 R 19 M/C 59V M+S TL	Scorpion Rally STR Fr.	2865500	140/80 R 17 M/C 69V M+S TL	Scorpion Rally STR	2.20	2.90
F 650 GS Dakar	E 650 G	650				1726500	90/90 - 21 M/C 54S TT	Scorpion Trail Fr.	1726900	130/80 - 17 M/C 65S TT	Scorpion Trail	2.10	2.30
F 650 GS Dakar	R 13	650	2000			1726500	90/90 - 21 M/C 54S TT	Scorpion Trail Fr.	1726900	130/80 - 17 M/C 65S TT	Scorpion Trail	2.10	2.30
F 650 ST	169	650	1996	1999		23 1419700	100/90 - 18 M/C 56H TL	Sport Demon Fr.	1343200	130/80 - 17 M/C 65H TL	Sport Demon	2.20	2.50
F 700 GS	E8GS; 4G80; 4G80r	800	2012			2526600	100/90 - 18 M/C 56V TL	Scorpion Trail II Fr.	2526900	130/80 R 17 M/C 65V TL	Scorpion Trail II	2.20	2.50
F 700 GS	E8GS; 4G80; 4G80r	800	2012			2526600	110/80 R 19 M/C 59V TL	Scorpion Trail II Fr.	2527000	140/80 R 17 M/C 69V TL	Scorpion Trail II	2.20	2.90
F 700 GS	E8GS; 4G80; 4G80r	800	2012			2865100	110/80 R 19 M/C 59V M+S TL	Scorpion Rally STR Fr.	2865500	140/80 R 17 M/C 69V M+S TL	Scorpion Rally STR	2.20	2.90
F 750 GS MY 2018 -	4G85	850	2018			10 2865100	110/80 R 19 M/C 59V M+S TL	Scorpion Rally STR Fr.	2865200	150/70 R 17 M/C 69V M+S TL	Scorpion Rally STR	2.50	2.90
F 750 GS MY 2018 -	4G85	850	2018			10 2526500	110/80 R 19 M/C 59V TL	Scorpion Trail II Fr.	2527100	150/70 R 17 M/C 69V TL	Scorpion Trail II	2.50	2.90
F 800 GS; Adventure	E8GS; 4G80; 4G80r	800	2008			23 2526800	90/90 - 21 M/C 54V TL	Scorpion Trail II Fr.	2636400	150/70 R 17 M/C 69V TL	Scorpion Trail II G	2.20	2.50
F 800 GS; Adventure	E8GS; 4G80; 4G80r	800	2008			2803400	90/90 - 21 M/C 54V M+S TL	Scorpion Rally STR Fr.	2865200	150/70 R 17 M/C 69V M+S TL	Scorpion Rally STR	2.20	2.50
F 800 GS; Adventure	E8GS; 4G80; 4G80r	800	2008			23 1849900	90/90 - 21 M/C 54V TL	Scorpion Trail Fr.	1917000	150/70 R 17 M/C 69V TL	Scorpion Trail G	2.20	2.50
F 800 GT	E8ST; 4R80	800	2013			10 3111300	120/70 ZR 17 M/C (58W) TL	Angel GT II Fr.	3112000	180/55 ZR 17 M/C (73W) TL	Angel GT II	2.50	2.90
F 800 GT	E8ST; 4R80	800	2013			2387600	120/70 ZR 17 M/C (58W) TL	Angel GT Fr.	2321200	180/55 ZR 17 M/C (73W) TL	Angel GT A	2.50	2.90
F 800 R MY 2009 - 2014	E8ST	800	2009	2014		10 3111300	120/70 ZR 17 M/C (58W) TL	Angel GT II Fr.	3112000	180/55 ZR 17 M/C (73W) TL	Angel GT II	2.50	2.90
F 800 R MY 2009 - 2014	E8ST	800	2009	2014		10 2526300	120/70 ZR 17 M/C (58W) TL	Scorpion Trail II Fr.	2527400	180/55 ZR 17 M/C (73W) TL	Scorpion Trail II	2.50	2.90
F 800 R MY 2009 - 2014	E8ST	800	2009	2014		10 2906900	120/70 ZR 17 M/C (58W) TL	Diablo Rosso Corsa II Fr.	2907100	180/55 ZR 17 M/C (73W) TL	Diablo Rosso Corsa II	2.50	2.90
F 800 R MY 2009 - 2014	E8ST	800	2009	2014		2387600	120/70 ZR 17 M/C (58W) TL	Angel GT Fr.	2317600	180/55 ZR 17 M/C (73W) TL	Angel GT	2.50	2.90
F 800 R MY 2009 - 2014	E8ST	800	2009	2014		2635200	120/70 ZR 17 M/C (58W) TL	Diablo Rosso III Fr.	2635500	180/55 ZR 17 M/C (73W) TL	Diablo Rosso III	2.50	2.90
F 800 R MY 2009 - 2014	E8ST	800	2009	2014		10 2636000	120/70 ZR 17 M/C (58W) TL	MT 60 RS Fr.	2636100	180/55 ZR 17 M/C (73W) TL	MT 60 RS	2.50	2.90
F 800 R MY 2009 - 2014	E8ST	800	2009	2014		1868400	120/70 ZR 17 M/C (58W) TL	Angel ST Fr.	1868500	180/55 ZR 17 M/C (73W) TL	Angel ST	2.50	2.90
F 800 R MY 2009 - 2014	E8ST	800	2009	2014		2291900	120/70 ZR 17 M/C (58W) TL	Diablo Rosso II K Fr.	2068500	180/55 ZR 17 M/C (73W) TL	Diablo Rosso II	2.50	2.90
F 800 R MY 2015 -	E8ST; 4R80	800	2015			10 3111300	120/70 ZR 17 M/C (58W) TL	Angel GT II Fr.	3112000	180/55 ZR 17 M/C (73W) TL	Angel GT II	2.50	2.90
F 800 R MY 2015 -	E8ST; 4R80	800	2015			10 2906900	120/70 ZR 17 M/C (58W) TL	Diablo Rosso Corsa II Fr.	2907100	180/55 ZR 17 M/C (73W) TL	Diablo Rosso Corsa II	2.50	2.90
F 800 R MY 2015 -	E8ST; 4R80	800	2015			2387600	120/70 ZR 17 M/C (58W) TL	Angel GT Fr.	2321200	180/55 ZR 17 M/C (73W) TL	Angel GT A	2.50	2.50
F 800 R MY 2015 -	E8ST; 4R80	800	2015			10 2526300	120/70 ZR 17 M/C (58W) TL	Scorpion Trail II Fr.	2527400	180/55 ZR 17 M/C (73W) TL	Scorpion Trail II	2.50	2.90
F 800 R MY 2015 -	E8ST; 4R80	800	2015			10 2636000	120/70 ZR 17 M/C (58W) TL	MT 60 RS Fr.	2636100	180/55 ZR 17 M/C (73W) TL	MT 60 RS	2.50	2.90
F 800 S	E8ST	800	2006			10 3111300	120/70 ZR 17 M/C (58W) TL	Angel GT II Fr.	3112000	180/55 ZR 17 M/C (73W) TL	Angel GT II	2.50	2.90

BMW (continued)

F 800 S	E8ST	800	2006					2387600	120/70 ZR 17 M/C (58W) TL	Angel GT Fr.	2321200	180/55 ZR 17 M/C (73W) TL	Angel GT A	2.50	2.90
F 800 S	E8ST	800	2006	10				2906900	120/70 ZR 17 M/C (58W) TL	Diablo Rosso Corsa II Fr.	2907100	180/55 ZR 17 M/C (73W) TL	Diablo Rosso Corsa II	2.50	2.90
F 800 ST	E8ST	800	2006	10				3111300	120/70 ZR 17 M/C (58W) TL	Angel GT II Fr.	3112000	180/55 ZR 17 M/C (73W) TL	Angel GT II	2.50	2.90
F 800 ST	E8ST	800	2006	10				2387600	120/70 ZR 17 M/C (58W) TL	Angel GT Fr.	2321200	180/55 ZR 17 M/C (73W) TL	Angel GT A	2.50	2.90
F 800 ST	E8ST	800	2006	10				2906900	120/70 ZR 17 M/C (58W) TL	Diablo Rosso Corsa II Fr.	2907100	180/55 ZR 17 M/C (73W) TL	Diablo Rosso Corsa II	2.50	2.90
F 850 GS MY 2018 -	4G85	850	2018	10				2526800	90/90 - 21 M/C 54V TL	Scorpion Trail II Fr.	2527100	150/70 R 17 M/C 69V TL	Scorpion Trail II	2.50	2.90
F 850 GS MY 2018 -	4G85	850	2018	10				2803400	90/90 - 21 M/C 54V M+S TL	Scorpion Rally STR Fr.	2865200	150/70 R 17 M/C 69V M+S TL	Scorpion Rally STR	2.50	2.90
F 850 GS Adventure MY 2019 -	4G85	850	2019	10				2526800	90/90 - 21 M/C 54V TL	Scorpion Trail II Fr.	2527100	150/70 R 17 M/C 69V TL	Scorpion Trail II	2.50	2.90
F 850 GS Adventure MY 2019 -	4G85	850	2019	10				2803400	90/90 - 21 M/C 54V M+S TL	Scorpion Rally STR Fr.	2865200	150/70 R 17 M/C 69V M+S TL	Scorpion Rally STR	2.50	2.90
G 310 GS	5G31	310	2017	10				2526500	110/80 R 19 M/C 59V TL	Scorpion Trail II Fr.	2527100	150/70 R 17 M/C 69V TL	Scorpion Trail II	1.70	1.90
G 310 GS	5G31	310	2017	10				2865100	110/80 R 19 M/C 59V M+S TL	Scorpion Rally STR Fr.	2865200	150/70 R 17 M/C 69V M+S TL	Scorpion Rally STR	1.70	1.90
G 310 R MY 2016 -	5R31	310	2016	10				3657000	110/70 R 17 M/C 54W V3 TL	Diablo Supercorsa SP Fr.	3657200	150/60 ZR 17 M/C 66W V3 TL	Diablo Supercorsa SP	2.20	2.30
G 310 R MY 2016 -	5R31	310	2016	2808100				2808100	110/70 R 17 M/C 54H M+S TL	Scorpion Rally STR Fr.	2808200	150/60 R 17 M/C 66H M+S TL	Scorpion Rally STR	2.20	2.30
G 310 R MY 2016 -	5R31	310	2016	2635000				2635000	110/70 ZR 17 M/C 54W TL	Diablo Rosso III Fr.	2635300	150/60 ZR 17 M/C 66W TL	Diablo Rosso III	2.20	2.30
G 310 R MY 2016 -	5R31	310	2016	2854900				2854900	110/70 R 17 M/C 54H TL	Diablo Rosso III Fr.	2855100	150/60 R 17 M/C 66H TL	Diablo Rosso III	2.20	2.30
G 310 R MY 2016 -	5R31	310	2016	2072500				2072500	110/70 R 17 M/C 54H TL	Diablo Rosso II Fr.	2210500	150/60 R 17 M/C 66H TL	Diablo Rosso II	2.20	2.30
G 450 X	E 45 X	450	2008	28				2322100	90/90 - 21 M/C 54M M+S TT	Scorpion PRO Fr.	2322300	140/80 - 18 M/C 70M M+S TT	Scorpion PRO	1.20	1.20
G 650 GS	E 650 G	650	2011	23				2526500	110/80 R 19 M/C 59V TL	Scorpion Trail II Fr.	2527000	140/80 R 17 M/C 69V TL	Scorpion Trail II	2.20	2.90
G 650 GS	E 650 G	650	2011	23				2865100	110/80 R 19 M/C 59V M+S TL	Scorpion Rally STR Fr.	2865500	140/80 R 17 M/C 69V M+S TL	Scorpion Rally STR	2.20	2.90
G 650 GS Sertao	E 650 G	650	2012	23				1726500	90/90 - 21 M/C 54S TT	Scorpion Trail Fr.	1726900	130/80 - 17 M/C 65S TT	Scorpion Trail	2.10	2.30
G 650 Xchallenge (without ABS)	E 65 X	650	2007	28				2322100	90/90 - 21 M/C 54M M+S TT	Scorpion PRO Fr.	2322300	140/80 - 18 M/C 70M M+S TT	Scorpion PRO	1.90	2.20
G 650 Xcountry	E 65 X	650	2007	2526700				2526700	100/90 - 19 M/C 57V TL	Scorpion Trail II Fr.	2526900	130/80 R 17 M/C 65V TL	Scorpion Trail II	2.00	2.30
G 650 Xcountry	E 65 X	650	2007	2865300				2865300	100/90 - 19 M/C 57V M+S TL	Scorpion Rally STR Fr.	2865400	130/80 R 17 M/C 65V M+S TL	Scorpion Rally STR	2.00	2.30
G 650 Xmoto	E 65 X	650	2007	10				3111300	120/70 ZR 17 M/C (58W) TL	Angel GT II Fr.	3111700	160/60 ZR 17 M/C (69W) TL	Angel GT II	1.90	2.00
G 650 Xmoto	E 65 X	650	2007	2526300				2526300	120/70 ZR 17 M/C (58W) TL	Scorpion Trail II Fr.	2527200	160/60 ZR 17 M/C (69W) TL	Scorpion Trail II	1.90	2.00
G 650 Xmoto	E 65 X	650	2007	2387600				2387600	120/70 ZR 17 M/C (58W) TL	Angel GT Fr.	2317400	160/60 ZR 17 M/C (69W) TL	Angel GT	1.90	2.00
G 650 Xmoto	E 65 X	650	2007	2906900				2906900	120/70 ZR 17 M/C (58W) TL	Diablo Rosso Corsa II Fr.	2907000	160/60 ZR 17 M/C (69W) TL	Diablo Rosso Corsa II	1.90	2.00
G 650 Xmoto	E 65 X	650	2007	2635200				2635200	120/70 ZR 17 M/C (58W) TL	Diablo Rosso III Fr.	2635400	160/60 ZR 17 M/C (69W) TL	Diablo Rosso III	1.90	2.00
G 650 Xmoto	E 65 X	650	2007	2210400				2210400	120/70 R 17 M/C 58H TL	Diablo Rosso II Fr.	2210600	160/60 R 17 M/C 69H TL	Diablo Rosso II	1.90	2.00
G 650 Xmoto	E 65 X	650	2007	2291900				2291900	120/70 ZR 17 M/C (58W) TL	Diablo Rosso II K Fr.	2070200	160/60 ZR 17 M/C (69W) TL	Diablo Rosso II	1.90	2.00
G 650 Xmoto	E 65 X	650	2007	1868400				1868400	120/70 ZR 17 M/C (58W) TL	Angel ST Fr.	1868800	160/60 ZR 17 M/C (69W) TL	Angel ST	1.90	2.00
HP2	RHP2	1200	2007	10				0281800	90/90 - 21 M/C 54H TL	MT 60 Fr.	0281900	140/80 - 17 M/C 69H TL	MT 60	2.20	2.50
HP2 Megamoto	RHP2	1200	2007	10				2812600	120/70 ZR 17 M/C (58W) V3 TL	Diablo Supercorsa SP Fr.	3106800	180/55 ZR 17 M/C (73W) V3 TL	Diablo Supercorsa SP	2.20	2.50
HP2 Megamoto	RHP2	1200	2007	10				3111300	120/70 ZR 17 M/C (58W) TL	Angel GT II Fr.	3112000	180/55 ZR 17 M/C (73W) TL	Angel GT II	2.20	2.50
HP2 Megamoto	RHP2	1200	2007	2166900				2166900	120/70 ZR 17 M/C (58W) TL	Diablo Supercorsa SP Fr.	2244800	180/55 ZR 17 M/C (73W) TL	Diablo Supercorsa SP	2.20	2.50
HP2 Megamoto	RHP2	1200	2007	2387600				2387600	120/70 ZR 17 M/C (58W) TL	Angel GT Fr.	2317600	180/55 ZR 17 M/C (73W) TL	Angel GT	2.20	2.50
HP2 Megamoto	RHP2	1200	2007	2906900				2906900	120/70 ZR 17 M/C (58W) TL	Diablo Rosso Corsa II Fr.	2907100	180/55 ZR 17 M/C (73W) TL	Diablo Rosso Corsa II	2.20	2.50
HP2 Megamoto	RHP2	1200	2007	2635200				2635200	120/70 ZR 17 M/C (58W) TL	Diablo Rosso III Fr.	2635500	180/55 ZR 17 M/C (73W) TL	Diablo Rosso III	2.20	2.50
HP2 Megamoto	RHP2	1200	2007	2636000				2636000	120/70 ZR 17 M/C (58W) TL	MT 60 RS Fr.	2636100	180/55 ZR 17 M/C (73W) TL	MT 60 RS	2.20	2.50
HP2 Megamoto	RHP2	1200	2007	2291900				2291900	120/70 ZR 17 M/C (58W) TL	Diablo Rosso II K Fr.	2068500	180/55 ZR 17 M/C (73W) TL	Diablo Rosso II	2.20	2.50
HP2 Sport	R12S	1200	2008	10				3111300	120/70 ZR 17 M/C (58W) TL	Angel GT II Fr.	3112400	190/55 ZR 17 M/C (75W) TL	Angel GT II	2.20	2.50
HP2 Sport	R12S	1200	2008	2906900				2906900	120/70 ZR 17 M/C (58W) TL	Diablo Rosso Corsa II Fr.	2907400	190/55 ZR 17 M/C (75W) TL	Diablo Rosso Corsa II	2.20	2.50
HP2 Sport	R12S	1200	2008	2166900				2166900	120/70 ZR 17 M/C (58W) TL	Diablo Supercorsa SP Fr.	2304500	190/55 ZR 17 M/C (75W) TL	Diablo Supercorsa SP	2.20	2.50
HP2 Sport	R12S	1200	2008	2387600				2387600	120/70 ZR 17 M/C (58W) TL	Angel GT Fr.	2317800	190/55 ZR 17 M/C (75W) TL	Angel GT	2.20	2.50
HP2 Sport	R12S	1200	2008	2635200				2635200	120/70 ZR 17 M/C (58W) TL	Diablo Rosso III Fr.	2635800	190/55 ZR 17 M/C (75W) TL	Diablo Rosso III	2.20	2.50
HP2 Sport	R12S	1200	2008	2812600				2812600	120/70 ZR 17 M/C (58W) V3 TL	Diablo Supercorsa SP Fr.	3111500	190/55 ZR 17 M/C (75W) V3 TL	Diablo Supercorsa SP	2.20	2.50
HP2 Sport	R12S	1200	2008	2291900				2291900	120/70 ZR 17 M/C (58W) TL	Diablo Rosso II K Fr.	2068700	190/55 ZR 17 M/C (75W) TL	Diablo Rosso II	2.20	2.50
K 1	100	1000	1990	1993				2387600	120/70 ZR 17 M/C (58W) TL	Angel GT Fr.	2317900	160/60 ZR 18 M/C (70W) TL	Angel GT	2.50	2.90
K 100 RS/4	100	1000	1989	1992				2387600	120/70 ZR 17 M/C (58W) TL	Angel GT Fr.	2317900	160/60 ZR 18 M/C (70W) TL	Angel GT	2.50	2.90
K 1100 LT; Special Edition	100	1100	1993	1995				1404200	110/80 - 18 M/C 58V TL	Sport Demon Fr.	1342600	140/80 VB 17 M/C (69V) TL	Sport Demon	2.50	2.90
K 1100 RS	100	1100	1993	1995				2387600	120/70 ZR 17 M/C (58W) TL	Angel GT Fr.	2317900	160/60 ZR 18 M/C (70W) TL	Angel GT	2.50	2.90
K 1200 GT	K12	1200	2002	10				3111300	120/70 ZR 17 M/C (58W) TL	Angel GT II Fr.	3112000	180/55 ZR 17 M/C (73W) TL	Angel GT II	2.50	2.90

FITMENT MOTORCYCLE / 90

Footnotes see last page



MODEL	TYPE	CC	MY From	MY To	Footnotes	FRONT			REAR			Pressure		
						IP-Code	Dimension	Tread	IP-Code	Dimension	Tread	Front	Rear	
BMW (continued)														
K 1200 GT	K12	1200	2002			2387600	120/70 ZR 17 M/C (58W) TL	Angel GT Fr.	2321200	180/55 ZR 17 M/C (73W) TL	Angel GT A	2.50	2.90	
K 1200 GT MY 2006 -	K12S	1200	2006			3111300	120/70 ZR 17 M/C (58W) TL	Angel GT II Fr.	3112000	180/55 ZR 17 M/C (73W) TL	Angel GT II	2.50	2.90	
K 1200 R (5.50" rim)	K12R	1200	2005			3111300	120/70 ZR 17 M/C (58W) TL	Angel GT II Fr.	3112000	180/55 ZR 17 M/C (73W) TL	Angel GT II	2.50	2.90	
K 1200 R (5.50" rim)	K12R	1200	2005			2497200	120/70 ZR 17 M/C (58W) TL	Angel GT A Fr.	2321200	180/55 ZR 17 M/C (73W) TL	Angel GT A	2.50	2.90	
K 1200 R (6.00" rim)	K12R	1200	2005			3111300	120/70 ZR 17 M/C (58W) TL	Angel GT II Fr.	3112200	190/50 ZR 17 M/C (73W) TL	Angel GT II	2.50	2.90	
K 1200 R (6.00" rim)	K12R	1200	2005			2387600	120/70 ZR 17 M/C (58W) TL	Angel GT Fr.	2321300	190/50 ZR 17 M/C (73W) TL	Angel GT A	2.50	2.90	
K 1200 R Sport (5.50" rim)	K12R	1200	2007			3111300	120/70 ZR 17 M/C (58W) TL	Angel GT II Fr.	3112000	180/55 ZR 17 M/C (73W) TL	Angel GT II	2.50	2.90	
K 1200 R Sport (5.50" rim)	K12R	1200	2007			2497200	120/70 ZR 17 M/C (58W) TL	Angel GT A Fr.	2321200	180/55 ZR 17 M/C (73W) TL	Angel GT A	2.50	2.90	
K 1200 R Sport (6.00" rim)	K12R	1200	2007			3111300	120/70 ZR 17 M/C (58W) TL	Angel GT II Fr.	3112200	190/50 ZR 17 M/C (73W) TL	Angel GT II	2.50	2.90	
K 1200 R Sport (6.00" rim)	K12R	1200	2007			2387600	120/70 ZR 17 M/C (58W) TL	Angel GT Fr.	2321300	190/50 ZR 17 M/C (73W) TL	Angel GT A	2.50	2.90	
K 1200 RS (5.00" rim)	589	1200	1997			3111300	120/70 ZR 17 M/C (58W) TL	Angel GT II Fr.	3111900	170/60 ZR 17 M/C (72W) TL	Angel GT II	2.50	2.90	
K 1200 RS (5.00" rim)	589	1200	1997			2387600	120/70 ZR 17 M/C (58W) TL	Angel GT Fr.	2317500	170/60 ZR 17 M/C (72W) TL	Angel GT	2.50	2.90	
K 1200 RS (5.00" rim)	K12	1200	2001			3111300	120/70 ZR 17 M/C (58W) TL	Angel GT II Fr.	3111900	170/60 ZR 17 M/C (72W) TL	Angel GT II	2.50	2.90	
K 1200 RS (5.00" rim)	K12	1200	2001			2387600	120/70 ZR 17 M/C (58W) TL	Angel GT Fr.	2317500	170/60 ZR 17 M/C (72W) TL	Angel GT	2.50	2.90	
K 1200 RS (5.50" rim)	589	1200	1997			3111300	120/70 ZR 17 M/C (58W) TL	Angel GT II Fr.	3112000	180/55 ZR 17 M/C (73W) TL	Angel GT II	2.50	2.90	
K 1200 RS (5.50" rim)	589	1200	1997			2387600	120/70 ZR 17 M/C (58W) TL	Angel GT Fr.	2321200	180/55 ZR 17 M/C (73W) TL	Angel GT A	2.50	2.90	
K 1200 RS (5.50" rim)	K12	1200	2001			3111300	120/70 ZR 17 M/C (58W) TL	Angel GT II Fr.	3112000	180/55 ZR 17 M/C (73W) TL	Angel GT II	2.50	2.90	
K 1200 RS (5.50" rim)	K12	1200	2001			2387600	120/70 ZR 17 M/C (58W) TL	Angel GT Fr.	2321200	180/55 ZR 17 M/C (73W) TL	Angel GT A	2.50	2.90	
K 1200 RS (5.50" rim)	K12	1200	2001			3111300	120/70 ZR 17 M/C (58W) TL	Angel GT II Fr.	3112000	180/55 ZR 17 M/C (73W) TL	Angel GT II	2.50	2.90	
K 1200 S	K12S	1200	2004			2387600	120/70 ZR 17 M/C (58W) TL	Angel GT Fr.	2321200	180/55 ZR 17 M/C (73W) TL	Angel GT A	2.50	2.90	
K 1200 S	K12S	1200	2004			3111300	120/70 ZR 17 M/C (58W) TL	Angel GT II Fr.	3112200	190/50 ZR 17 M/C (73W) TL	Angel GT A	2.50	2.90	
K 1200 S	K12S	1200	2004			2387600	120/70 ZR 17 M/C (58W) TL	Angel GT Fr.	2321300	190/50 ZR 17 M/C (73W) TL	Angel GT A	2.50	2.90	
K 1300 GT	K12S	1300	2009			3111300	120/70 ZR 17 M/C (58W) TL	Angel GT II Fr.	3112000	180/55 ZR 17 M/C (73W) TL	Angel GT II	2.50	2.90	
K 1300 R (5.50" rim)	K12S	1300	2009	2016		3111300	120/70 ZR 17 M/C (58W) TL	Angel GT II Fr.	3112000	180/55 ZR 17 M/C (73W) TL	Angel GT II	2.50	2.90	
K 1300 R (5.50" rim)	K12S	1300	2009	2016		2497200	120/70 ZR 17 M/C (58W) TL	Angel GT A Fr.	2321200	180/55 ZR 17 M/C (73W) TL	Angel GT A	2.50	2.90	
K 1300 R (6.00" rim)	K12S	1300	2009	2016		3111300	120/70 ZR 17 M/C (58W) TL	Angel GT II Fr.	3112400	190/55 ZR 17 M/C (75W) TL	Angel GT II	2.50	2.90	
K 1300 R (6.00" rim)	K12S	1300	2009	2016		2497200	120/70 ZR 17 M/C (58W) TL	Angel GT A Fr.	2361600	190/55 ZR 17 M/C (75W) TL	Angel GT A	2.50	2.90	
K 1300 R (6.00" rim)	K12S	1300	2009	2016		1868400	120/70 ZR 17 M/C (58W) TL	Angel ST Fr.	2068800	190/55 ZR 17 M/C (75W) TL	Angel ST	2.50	2.90	
K 1300 S	K12S	1300	2009	2016		3111300	120/70 ZR 17 M/C (58W) TL	Angel GT II Fr.	3112400	190/55 ZR 17 M/C (75W) TL	Angel GT II	2.50	2.90	
K 1300 S	K12S	1300	2009	2016		2497200	120/70 ZR 17 M/C (58W) TL	Angel GT A Fr.	2361600	190/55 ZR 17 M/C (75W) TL	Angel GT A	2.50	2.90	
K 1300 S	K12S	1300	2009	2016		1868400	120/70 ZR 17 M/C (58W) TL	Angel ST Fr.	2068800	190/55 ZR 17 M/C (75W) TL	Angel ST	2.50	2.90	
K 1600 B MY 2017 -	2T16; 2T16r	1600	2017			3111300	120/70 ZR 17 M/C (58W) TL	Angel GT II Fr.	3112400	190/55 ZR 17 M/C (75W) TL	Angel GT II	2.90	2.90	
K 1600 B MY 2017 -	2T16; 2T16r	1600	2017			2497200	120/70 ZR 17 M/C (58W) TL	Angel GT A Fr.	2361600	190/55 ZR 17 M/C (75W) TL	Angel GT A	2.90	2.90	
K 1600 Grand America MY 2018 -	2T16; 2T16r	1600	2018			3111300	120/70 ZR 17 M/C (58W) TL	Angel GT II Fr.	3112400	190/55 ZR 17 M/C (75W) TL	Angel GT II	2.90	2.90	
K 1600 Grand America MY 2018 -	2T16; 2T16r	1600	2018			2497200	120/70 ZR 17 M/C (58W) TL	Angel GT A Fr.	2361600	190/55 ZR 17 M/C (75W) TL	Angel GT A	2.90	2.90	
K 1600 GT; GTL	K16GT	1600	2011			3111300	120/70 ZR 17 M/C (58W) TL	Angel GT II Fr.	3112400	190/55 ZR 17 M/C (75W) TL	Angel GT II	2.90	2.90	
K 1600 GT; GTL	K16GT	1600	2011			1868400	120/70 ZR 17 M/C (58W) TL	Angel ST Fr.	2068800	190/55 ZR 17 M/C (75W) TL	Angel ST	2.90	2.90	
K 1600 GT; GTL MY 2017 -	2T16; 2T16r	1600	2017			3111300	120/70 ZR 17 M/C (58W) TL	Angel GT II Fr.	3112400	190/55 ZR 17 M/C (75W) TL	Angel GT II	2.90	2.90	
K 1600 GT; GTL MY 2017 -	2T16; 2T16r	1600	2017			2497200	120/70 ZR 17 M/C (58W) TL	Angel GT A Fr.	2361600	190/55 ZR 17 M/C (75W) TL	Angel GT A	2.90	2.90	
K75; RT MY 1990 -		750	1990			1419700	100/90 - 18 M/C 56H TL	Sport Demon Fr.	1403900	130/90 - 17 M/C 68V TL	Sport Demon	2.50	2.90	
K75; K 75 C MY - 1989		750	1989	1989		1419700	100/90 - 18 M/C 56H TL	Sport Demon Fr.	1404700	120/90 - 18 M/C 65V TL	Sport Demon	2.00	2.50	
K75; K 75 C MY - 1989		750	1989	1989		1003900	100/90 - 18 M/C 56H TL	MT 66 Fr.	1004100	120/90 - 18 M/C 65H TL	MT 66	2.00	2.50	
R 100 GS; Paris - Dakar MY 1988 -	247 E	1000	1988			2526800	90/90 - 21 M/C 54V TL	Scorpion Trail II Fr.	2526900	130/80 R 17 M/C 65V TL	Scorpion Trail II	2.40	2.90	
R 100 GS; Paris - Dakar MY 1988 -	247 E	1000	1988			2803400	90/90 - 21 M/C 54V M+S TL	Scorpion Rally STR Fr.	2865400	130/80 R 17 M/C 65V M+S TL	Scorpion Rally STR	2.40	2.90	
R 100 GS; Paris - Dakar MY 1988 -	247 E	1000	1988			0281800	90/90 - 21 M/C 54H TL	MT 60 Fr.	0284000	130/80 - 17 M/C 65H TL	MT 60	2.40	2.90	
R 100 R; Roadster; Mystic	247 E	1000				1404200	110/80 - 18 M/C 58W TL	Sport Demon Fr.	1342600	140/80 VB 17 M/C (69V) TL	Sport Demon	2.50	2.70	
R 100 RS		1000	1986	1992		1419300	90/90 - 18 M/C 51H TT	City Demon Fr.	1004100	120/90 - 18 M/C 65H TL	MT 66	2.40	2.90	
R 100 RT; Classic MY 1985 -		1000	1985			1419300	90/90 - 18 M/C 51H TT	City Demon Fr.	1004100	120/90 - 18 M/C 65H TL	MT 66	2.40	2.90	
R 1100 GS	259	1100	1994			2526500	110/80 R 19 M/C 59V TL	Scorpion Trail II Fr.	2527100	150/70 R 17 M/C 69V TL	Scorpion Trail II	2.50	2.90	
R 1100 GS	259	1100	1994			2865100	110/80 R 19 M/C 59V M+S TL	Scorpion Rally STR Fr.	2865200	150/70 R 17 M/C 69V M+S TL	Scorpion Rally STR	2.50	2.90	



MODEL	TYPE	CC	MY From	MY To	Footnotes	FRONT			REAR			Pressure		
						IP-Code	Dimension	Tread	IP-Code	Dimension	Tread	Front	Rear	
BMW (continued)														
R 1150 R	R11R	1150				10	3111300	120/70 ZR 17 M/C (58W) TL	Angel GT II Fr.	3111900	170/60 ZR 17 M/C (72W) TL	Angel GT II	2.50	2.90
R 1150 R	R11R	1150					2387600	120/70 ZR 17 M/C (58W) TL	Angel GT Fr.	2317500	170/60 ZR 17 M/C (72W) TL	Angel GT	2.50	2.90
R 1150 R	R21	1150	2001			10	3111300	120/70 ZR 17 M/C (58W) TL	Angel GT II Fr.	3111900	170/60 ZR 17 M/C (72W) TL	Angel GT II	2.50	2.90
R 1150 R	R21	1150	2001				2387600	120/70 ZR 17 M/C (58W) TL	Angel GT Fr.	2317500	170/60 ZR 17 M/C (72W) TL	Angel GT	2.50	2.90
R 1150 R Rockster	R 21	1150	2003			10	3111300	120/70 ZR 17 M/C (58W) TL	Angel GT II Fr.	3112000	180/55 ZR 17 M/C (73W) TL	Angel GT II	2.50	2.90
R 1150 R Rockster	R 21	1150	2003			10	2906900	120/70 ZR 17 M/C (58W) TL	Diablo Rosso Corsa II Fr.	2907100	180/55 ZR 17 M/C (73W) TL	Diablo Rosso Corsa II	2.50	2.90
R 1150 R Rockster	R 21	1150	2003				2387600	120/70 ZR 17 M/C (58W) TL	Angel GT Fr.	2317600	180/55 ZR 17 M/C (73W) TL	Angel GT	2.50	2.90
R 1150 R Rockster	R 21	1150	2003				2635200	120/70 ZR 17 M/C (58W) TL	Diablo Rosso III Fr.	2635500	180/55 ZR 17 M/C (73W) TL	Diablo Rosso III	2.50	2.90
R 1150 R Rockster	R 21	1150	2003			10	2636000	120/70 ZR 17 M/C (58W) TL	MT 60 RS Fr.	2636100	180/55 ZR 17 M/C (73W) TL	MT 60 RS	2.50	2.90
R 1150 R Rockster	R 21	1150	2003				1888400	120/70 ZR 17 M/C (58W) TL	Angel ST Fr.	1868500	180/55 ZR 17 M/C (73W) TL	Angel ST	2.50	2.90
R 1150 R Rockster	R 21	1150	2003				2291900	120/70 ZR 17 M/C (58W) TL	Diablo Rosso II K Fr.	2068500	180/55 ZR 17 M/C (73W) TL	Diablo Rosso II	2.50	2.90
R 1150 R Rockster	R11R	1150	2004			10	3111300	120/70 ZR 17 M/C (58W) TL	Angel GT II Fr.	3112000	180/55 ZR 17 M/C (73W) TL	Angel GT II	2.50	2.90
R 1150 R Rockster	R11R	1150	2004				2387600	120/70 ZR 17 M/C (58W) TL	Angel GT Fr.	2317600	180/55 ZR 17 M/C (73W) TL	Angel GT	2.50	2.90
R 1150 R Rockster	R11R	1150	2004			10	2906900	120/70 ZR 17 M/C (58W) TL	Diablo Rosso Corsa II Fr.	2907100	180/55 ZR 17 M/C (73W) TL	Diablo Rosso Corsa II	2.50	2.90
R 1150 R Rockster	R11R	1150	2004				2635200	120/70 ZR 17 M/C (58W) TL	Diablo Rosso III Fr.	2635500	180/55 ZR 17 M/C (73W) TL	Diablo Rosso III	2.50	2.90
R 1150 R Rockster	R11R	1150	2004			10	2636000	120/70 ZR 17 M/C (58W) TL	MT 60 RS Fr.	2636100	180/55 ZR 17 M/C (73W) TL	MT 60 RS	2.50	2.90
R 1150 R Rockster	R11R	1150	2004				1888400	120/70 ZR 17 M/C (58W) TL	Angel ST Fr.	1868500	180/55 ZR 17 M/C (73W) TL	Angel ST	2.50	2.90
R 1150 R Rockster	R11R	1150	2004				2291900	120/70 ZR 17 M/C (58W) TL	Diablo Rosso II K Fr.	2068500	180/55 ZR 17 M/C (73W) TL	Diablo Rosso II	2.50	2.90
R 1150 RS	R11RT	1150	2004			10	3111300	120/70 ZR 17 M/C (58W) TL	Angel GT II Fr.	3111900	170/60 ZR 17 M/C (72W) TL	Angel GT II	2.50	2.90
R 1150 RS	R11RT	1150	2004				2387600	120/70 ZR 17 M/C (58W) TL	Angel GT Fr.	2317500	170/60 ZR 17 M/C (72W) TL	Angel GT	2.50	2.90
R 1150 RS	R22	1150	2003			10	3111300	120/70 ZR 17 M/C (58W) TL	Angel GT II Fr.	3111900	170/60 ZR 17 M/C (72W) TL	Angel GT II	2.50	2.90
R 1150 RS	R22	1150	2003				2387600	120/70 ZR 17 M/C (58W) TL	Angel GT Fr.	2317500	170/60 ZR 17 M/C (72W) TL	Angel GT	2.50	2.90
R 1150 RT	R11RT	1150	2004			10	3111300	120/70 ZR 17 M/C (58W) TL	Angel GT II Fr.	3111900	170/60 ZR 17 M/C (72W) TL	Angel GT II	2.50	2.90
R 1150 RT	R11RT	1150	2004				2387600	120/70 ZR 17 M/C (58W) TL	Angel GT Fr.	2317500	170/60 ZR 17 M/C (72W) TL	Angel GT	2.50	2.90
R 1150 RT	R22	1150	2001			10	3111300	120/70 ZR 17 M/C (58W) TL	Angel GT II Fr.	3117500	170/60 ZR 17 M/C (72W) TL	Angel GT II	2.50	2.90
R 1150 RT	R22	1150	2001				2387600	120/70 ZR 17 M/C (58W) TL	Angel GT Fr.	2317500	170/60 ZR 17 M/C (72W) TL	Angel GT	2.50	2.90
R 1150 RT	R22	1150	2001				2387600	120/70 ZR 17 M/C (58W) TL	Angel GT Fr.	2317500	170/60 ZR 17 M/C (72W) TL	Angel GT	2.50	2.90
R 1150 RT	R22	1150	2001				2387600	120/70 ZR 17 M/C (58W) TL	Angel GT Fr.	2317500	170/60 ZR 17 M/C (72W) TL	Angel GT	2.50	2.90
R 1200 & 900 RT SF (Behörde)	R12T	1200	2005			10	3111300	120/70 ZR 17 M/C (58W) TL	Diablo Rosso II K Fr.	2070300	170/60 ZR 17 M/C (72W) TL	Diablo Rosso II	2.50	2.90
R 1200 & 900 RT SF (Behörde)	R12T	1200	2005				2387600	120/70 ZR 17 M/C (58W) TL	Angel GT II Fr.	3112000	180/55 ZR 17 M/C (73W) TL	Angel GT II	2.50	2.90
R 1200 C	259 C	1200	1997				1003900	100/90 - 18 M/C 56H TL	Angel GT Fr.	2321200	180/55 ZR 17 M/C (73W) TL	Angel GT A	2.50	2.90
R 1200 C	R2C	1200	2001				1003900	100/90 - 18 M/C 56H TL	MT 66 Fr.	0760900	170/80 - 15 M/C 77H TL	MT 66	2.50	2.90
R 1200 C Montauk	R2C	1200	2004				1815400	150/80 B 16 M/C 71H TL	MT 66 Fr.	0760900	170/80 - 15 M/C 77H TL	MT 66	2.50	2.90
R 1200 CL	K 30	1200	2002				1815400	150/80 B 16 M/C 71H TL	Night Dragon Fr.	2592500	170/80 B 15 M/C 77H TL	Night Dragon GT	2.50	2.90
R 1200 GS MY 2004 -	R 12	1200	2004				2490900	110/80 R 19 M/C 59V TL	Night Dragon Fr.	2592500	170/80 B 15 M/C 77H TL	Night Dragon GT	2.50	2.90
R 1200 GS MY 2004 -	R 12	1200	2004		14		2490900	110/80 R 19 M/C 59V TL	Angel GT Fr. ab DOT 2815	2491000	150/70 R 17 M/C 69V TL	Angel GT ab DOT 2815	2.50	2.90
R 1200 GS MY 2004 -	R 12	1200	2004				2865100	110/80 R 19 M/C 59V M+S TL	Scorpion Rally STR Fr.	2865200	150/70 R 17 M/C 69V M+S TL	Scorpion Rally STR	2.50	2.90
R 1200 GS MY 2004 -	R 12	1200	2004				2526500	110/80 R 19 M/C 59V TL	Scorpion Rally STR Fr.	2865200	150/70 R 17 M/C 69V M+S TL	Scorpion Rally STR	2.50	2.90
R 1200 GS MY 2004 -	R 12	1200	2004			28	2068200	110/80 - 19 M/C 59R M+S TL	Scorpion Rally Fr.	2068300	150/70 R 17 M/C 69V M+S TL	Scorpion Rally	2.50	2.90
R 1200 GS MY 2008 -	R12	1200	2008			14	2490900	110/80 R 19 M/C 59V TL	Scorpion Rally Fr.	2068300	150/70 R 17 M/C 69V M+S TL	Scorpion Rally	2.50	2.90
R 1200 GS MY 2008 -	R12	1200	2008				2865100	110/80 R 19 M/C 59V M+S TL	Angel GT Fr. ab DOT 2815	2491000	150/70 R 17 M/C 69V TL	Angel GT ab DOT 2815	2.50	2.90
R 1200 GS MY 2008 -	R12	1200	2008				2526500	110/80 R 19 M/C 59V TL	Scorpion Rally STR Fr.	2865200	150/70 R 17 M/C 69V M+S TL	Scorpion Rally STR	2.50	2.90
R 1200 GS MY 2008 -	R12	1200	2008				2526500	110/80 R 19 M/C 59V TL	Scorpion Rally STR Fr.	2865200	150/70 R 17 M/C 69V M+S TL	Scorpion Rally STR	2.50	2.90
R 1200 GS MY 2013 - 2015	R12W	1200	2013	2015		10	3111500	120/70 R 19 M/C 60V TL	Scorpion Rally Fr.	3111800	150/70 R 17 M/C 69V M+S TL	Scorpion Rally	2.50	2.90
R 1200 GS MY 2013 - 2015	R12W	1200	2013	2015			2803600	120/70 R 19 M/C 60V TL	Scorpion Rally STR Fr.	2803700	170/60 R 17 M/C 72V M+S TL	Scorpion Rally STR	2.50	2.90
R 1200 GS MY 2013 - 2015	R12W	1200	2013	2015			2802800	120/70 R 19 M/C 60V TL	Scorpion Trail II Fr.	2802900	170/60 R 17 M/C 72V TL	Scorpion Trail II	2.50	2.90
R 1200 GS MY 2013 - 2015	R12W	1200	2013	2015		28	2439200	120/70 R 19 M/C 60T M+S TL	Scorpion Rally STR Fr.	2803700	170/60 R 17 M/C 72V M+S TL	Scorpion Rally STR	2.50	2.90
R 1200 GS MY 2016	1G12	1200	2016	2016		10	3111500	120/70 R 19 M/C 60V TL	Scorpion Rally Fr.	2439600	170/60 R 17 M/C 72T M+S TL	Scorpion Rally	2.50	2.90
R 1200 GS MY 2016	1G12	1200	2016	2016			2802800	120/70 R 19 M/C 60V TL	Angel GT II Fr.	3111800	170/60 R 17 M/C 72V TL	Angel GT II	2.50	2.90
R 1200 GS MY 2016	1G12	1200	2016	2016			2803600	120/70 R 19 M/C 60V M+S TL	Scorpion Trail II Fr.	2802900	170/60 R 17 M/C 72V TL	Scorpion Trail II	2.50	2.90
R 1200 GS MY 2016	1G12	1200	2016	2016			2803600	120/70 R 19 M/C 60V M+S TL	Scorpion Rally STR Fr.	2803700	170/60 R 17 M/C 72V M+S TL	Scorpion Rally STR	2.50	2.90

BMW (continued)	1G12	1200	2016	2016	28	2439200	120/70 R 19 M/C 60T M+S TL	Scorpion Rally Fr.	2439600	170/60 R 17 M/C 72T M+S TL	Scorpion Rally	2.50	2.90
R 1200 GS MY 2016	1G12	1200	2016	2017	10	3111500	120/70 R 19 M/C 60V TL	Angel GT II Fr.	3111800	170/60 R 17 M/C 72V TL	Angel GT II	2.50	2.90
R 1200 GS MY 2017 -	1G12	1200	2017	2017		2802800	120/70 R 19 M/C 60V TL	Scorpion Trail II Fr.	2802900	170/60 R 17 M/C 72V TL	Scorpion Trail II	2.50	2.90
R 1200 GS MY 2017 -	1G12	1200	2017	2017		2803600	120/70 R 19 M/C 60V M+S TL	Scorpion Rally STR Fr.	2803700	170/60 R 17 M/C 72V M+S TL	Scorpion Rally STR	2.50	2.90
R 1200 GS MY 2017 -	1G12	1200	2017	2017	10	2439200	120/70 R 19 M/C 60T M+S TL	Scorpion Rally Fr.	2439600	170/60 R 17 M/C 72T M+S TL	Scorpion Rally	2.50	2.90
R 1200 GS Adventure MY 2006 -	R 12	1200	2006	2006		2865100	110/80 R 19 M/C 59V M+S TL	Scorpion Rally STR Fr.	2865200	150/70 R 17 M/C 69V M+S TL	Scorpion Rally STR	2.50	2.90
R 1200 GS Adventure MY 2006 -	R 12	1200	2006	2006		2526500	110/80 R 19 M/C 59V TL	Scorpion Trail II Fr.	2527100	150/70 R 17 M/C 69V TL	Scorpion Trail II	2.50	2.90
R 1200 GS Adventure MY 2006 -	R 12	1200	2006	2006	14	2490900	110/80 R 19 M/C 59V TL	Angel GT Fr. ab DOT 2815	2491000	150/70 R 17 M/C 69V TL	Angel GT ab DOT 2815	2.50	2.90
R 1200 GS Adventure MY 2006 -	R 12	1200	2006	2006	28	2068200	110/80 - 19 M/C 59R M+S TL	Scorpion Rally Fr.	2068300	150/70 - 17 M/C 69R M+S TL	Scorpion Rally	2.50	2.90
R 1200 GS Adventure MY 2008 -	R12	1200	2008	2008	14	2490900	110/80 R 19 M/C 59V TL	Angel GT Fr. ab DOT 2815	2491000	150/70 R 17 M/C 69V TL	Angel GT ab DOT 2815	2.50	2.90
R 1200 GS Adventure MY 2008 -	R12	1200	2008	2008		2865100	110/80 R 19 M/C 59V M+S TL	Scorpion Rally STR Fr.	2865200	150/70 R 17 M/C 69V M+S TL	Scorpion Rally STR	2.50	2.90
R 1200 GS Adventure MY 2008 -	R12	1200	2008	2008		2526500	110/80 R 19 M/C 59V TL	Scorpion Trail II Fr.	2527100	150/70 R 17 M/C 69V TL	Scorpion Trail II	2.50	2.90
R 1200 GS Adventure MY 2008 -	R12	1200	2008	2008	28	2068200	110/80 - 19 M/C 59R M+S TL	Scorpion Rally Fr.	2068300	150/70 - 17 M/C 69R M+S TL	Scorpion Rally	2.50	2.90
R 1200 GS Adventure MY 2014 - 2015	R12W	1200	2014	2015	10	3111500	120/70 R 19 M/C 60V TL	Angel GT II Fr.	3111800	170/60 R 17 M/C 72V TL	Angel GT II	2.50	2.90
R 1200 GS Adventure MY 2014 - 2015	R12W	1200	2014	2015		2803600	120/70 R 19 M/C 60V M+S TL	Scorpion Rally STR Fr.	2803700	170/60 R 17 M/C 72V M+S TL	Scorpion Rally STR	2.50	2.90
R 1200 GS Adventure MY 2014 - 2015	R12W	1200	2014	2015		2802800	120/70 R 19 M/C 60V TL	Scorpion Trail II Fr.	2802900	170/60 R 17 M/C 72V TL	Scorpion Trail II	2.50	2.90
R 1200 GS Adventure MY 2014 - 2015	R12W	1200	2014	2015	28	2439200	120/70 R 19 M/C 60T M+S TL	Scorpion Rally Fr.	2439600	170/60 R 17 M/C 72T M+S TL	Scorpion Rally	2.50	2.90
R 1200 GS Adventure MY 2016	1G12	1200	2016	2016	10	3111500	120/70 R 19 M/C 60V TL	Angel GT II Fr.	3111800	170/60 R 17 M/C 72V TL	Angel GT II	2.50	2.90
R 1200 GS Adventure MY 2016	1G12	1200	2016	2016		2802800	120/70 R 19 M/C 60V TL	Scorpion Trail II Fr.	2802900	170/60 R 17 M/C 72V TL	Scorpion Trail II	2.50	2.90
R 1200 GS Adventure MY 2016	1G12	1200	2016	2016		2803600	120/70 R 19 M/C 60V M+S TL	Scorpion Rally STR Fr.	2803700	170/60 R 17 M/C 72V M+S TL	Scorpion Rally STR	2.50	2.90
R 1200 GS Adventure MY 2016	1G12	1200	2016	2016	28	2439200	120/70 R 19 M/C 60T M+S TL	Scorpion Rally Fr.	2439600	170/60 R 17 M/C 72T M+S TL	Scorpion Rally	2.50	2.90
R 1200 R	R1ST	1200	2006	2006	10	3111300	120/70 ZR 17 M/C (58W) TL	Angel GT II Fr.	3112000	180/55 ZR 17 M/C (73W) TL	Angel GT II	2.50	2.90
R 1200 R	R1ST	1200	2006	2006		2387600	120/70 ZR 17 M/C (58W) TL	Angel GT Fr.	2321200	180/55 ZR 17 M/C (73W) TL	Angel GT A	2.50	2.90
R 1200 R MY 2015 -	R12WR; 1R12	1200	2015	2015	10	3111300	120/70 ZR 17 M/C (58W) TL	Angel GT II Fr.	3112000	180/55 ZR 17 M/C (73W) TL	Angel GT A	2.50	2.90
R 1200 R MY 2015 -	R12WR; 1R12	1200	2015	2015		2387600	120/70 ZR 17 M/C (58W) TL	Angel GT Fr.	2321200	180/55 ZR 17 M/C (73W) TL	Angel GT A	2.50	2.90
R 1200 R; Classic (Spoke Wheel)	R1ST	1200	2011	2011	10	3111300	120/70 ZR 17 M/C (58W) TL	Angel GT II Fr.	3112000	180/55 ZR 17 M/C (73W) TL	Angel GT A	2.50	2.90
R 1200 R; Classic (Spoke Wheel)	R1ST	1200	2011	2011		2387600	120/70 ZR 17 M/C (58W) TL	Angel GT Fr.	2321200	180/55 ZR 17 M/C (73W) TL	Angel GT A	2.50	2.90
R 1200 RS MY 2015 -	R12WR; 1R12	1200	2015	2015	23	2387600	120/70 ZR 17 M/C (58W) TL	Angel GT Fr.	2321200	180/55 ZR 17 M/C (73W) TL	Angel GT A	2.50	2.90
R 1200 RS MY 2015 -	R12WR; 1R12	1200	2015	2015	10	3111300	120/70 ZR 17 M/C (58W) TL	Angel GT II Fr.	3112000	180/55 ZR 17 M/C (73W) TL	Angel GT II	2.50	2.90
R 1200 RS MY 2015 -	R12WR; 1R12	1200	2015	2015		2387600	120/70 ZR 17 M/C (58W) TL	Angel GT Fr.	2321200	180/55 ZR 17 M/C (73W) TL	Angel GT A	2.50	2.90
R 1200 RT MY 2014 -	R12WT; 1T12	1200	2014	2014	10	3111300	120/70 ZR 17 M/C (58W) TL	Angel GT II Fr.	3112000	180/55 ZR 17 M/C (73W) TL	Angel GT II	2.50	2.90
R 1200 RT; R 900 RT	R12T	1200	2005	2005	10	3111300	120/70 ZR 17 M/C (58W) TL	Angel GT II Fr.	3112000	180/55 ZR 17 M/C (73W) TL	Angel GT II	2.50	2.90
R 1200 RT; R 900 RT	R12T	1200	2005	2005		2387600	120/70 ZR 17 M/C (58W) TL	Angel GT Fr.	2321200	180/55 ZR 17 M/C (73W) TL	Angel GT A	2.50	2.90
R 1200 RT; R 900 RT	R12T	1200	2005	2005	10	2635200	120/70 ZR 17 M/C (58W) TL	Diablo Rosso III Fr.	2635500	180/55 ZR 17 M/C (73W) TL	Diablo Rosso III	2.50	2.90
R 1200 S (5.50" rim)	R12S	1200	2006	2006	10	3111300	120/70 ZR 17 M/C (58W) TL	Angel GT II Fr.	3112000	180/55 ZR 17 M/C (73W) TL	Angel GT II	2.50	2.90
R 1200 S (5.50" rim)	R12S	1200	2006	2006		2906900	120/70 ZR 17 M/C (58W) TL	Diablo Rosso Corsa II Fr.	2907100	180/55 ZR 17 M/C (73W) TL	Diablo Rosso Corsa II	2.50	2.90
R 1200 S (5.50" rim)	R12S	1200	2006	2006		2387600	120/70 ZR 17 M/C (58W) TL	Angel GT Fr.	2321200	180/55 ZR 17 M/C (73W) TL	Angel GT A	2.50	2.90
R 1200 S (5.50" rim)	R12S	1200	2006	2006		2635200	120/70 ZR 17 M/C (58W) TL	Diablo Rosso III Fr.	2635500	180/55 ZR 17 M/C (73W) TL	Diablo Rosso III	2.50	2.90
R 1200 S (5.50" rim)	R12S	1200	2006	2006		1734600	120/70 ZR 17 M/C (58W) TL	Diablo Rosso Corsa Fr.	1927700	180/55 ZR 17 M/C (73W) TL	Diablo Rosso Corsa	2.50	2.90
R 1200 S (5.50" rim)	R12S	1200	2006	2006		1430700	120/70 ZR 17 M/C (58W) TL	Diablo Fr.	1430000	180/55 ZR 17 M/C (73W) TL	Diablo	2.50	2.90
R 1200 S (5.50" rim)	R12S	1200	2006	2006		2291900	120/70 ZR 17 M/C (58W) TL	Diablo Rosso II K Fr.	2068500	180/55 ZR 17 M/C (73W) TL	Diablo Rosso II	2.50	2.90
R 1200 S (6.00" rim)	R12S	1200	2006	2006	10	3111300	120/70 ZR 17 M/C (58W) TL	Angel GT II Fr.	3112200	190/50 ZR 17 M/C (73W) TL	Angel GT II	2.50	2.90
R 1200 S (6.00" rim)	R12S	1200	2006	2006		2387600	120/70 ZR 17 M/C (58W) TL	Angel GT Fr.	2317700	190/50 ZR 17 M/C (73W) TL	Angel GT	2.50	2.90
R 1200 S (6.00" rim)	R12S	1200	2006	2006		2906900	120/70 ZR 17 M/C (58W) TL	Diablo Rosso Corsa II Fr.	2907300	190/50 ZR 17 M/C (73W) TL	Diablo Rosso Corsa II	2.50	2.90
R 1200 S (6.00" rim)	R12S	1200	2006	2006		2635200	120/70 ZR 17 M/C (58W) TL	Diablo Rosso III Fr.	2635700	190/50 ZR 17 M/C (73W) TL	Diablo Rosso III	2.50	2.90
R 1200 S (6.00" rim)	R12S	1200	2006	2006		2291900	120/70 ZR 17 M/C (58W) TL	Diablo Rosso II K Fr.	2068600	190/50 ZR 17 M/C (73W) TL	Diablo Rosso II	2.50	2.90
R 1200 S (6.00" rim)	R12S	1200	2006	2006		1430700	120/70 ZR 17 M/C (58W) TL	Diablo Fr.	1429700	190/50 ZR 17 M/C (73W) TL	Diablo	2.50	2.90
R 1200 S (6.00" rim)	R12S	1200	2006	2006		1868400	120/70 ZR 17 M/C (58W) TL	Angel ST Fr.	1868700	190/50 ZR 17 M/C (73W) TL	Angel ST	2.50	2.90
R 1200 ST	R1ST	1200	2005	2005	10	3111300	120/70 ZR 17 M/C (58W) TL	Angel GT II Fr.	3112000	180/55 ZR 17 M/C (73W) TL	Angel GT II	2.50	2.90
R 1200 ST	R1ST	1200	2005	2005		2387600	120/70 ZR 17 M/C (58W) TL	Angel GT Fr.	2321200	180/55 ZR 17 M/C (73W) TL	Angel GT A	2.50	2.90
R 1250 GS MY 2019 -	1G13	1250	2019	2019	10	3111500	120/70 R 19 M/C 60V TL	Angel GT II Fr.	3111800	170/60 R 17 M/C 72V TL	Angel GT II	2.50	2.90
R 1250 GS MY 2019 -	1G13	1250	2019	2019	10	2802800	120/70 R 19 M/C 60V TL	Scorpion Trail II Fr.	2802900	170/60 R 17 M/C 72V TL	Scorpion Trail II	2.50	2.90
R 1250 GS MY 2019 -	1G13	1250	2019	2019	10	2803600	120/70 R 19 M/C 60V M+S TL	Scorpion Rally STR Fr.	2803700	170/60 R 17 M/C 72V M+S TL	Scorpion Rally STR	2.50	2.90



MODEL	TYPE	CC	MY From	MY To	Footnotes	FRONT		REAR		Tread	Tread	Pressure Front	Pressure Rear
						IP-Code	Dimension	IP-Code	Dimension				
BMW (continued)													
R 1250 GS Adventure MY 2019 -	1G13	1250	2019			10	3111500	120/70 R 19 M/C 60V TL	170/60 R 17 M/C 72V TL	Angel GT II Fr.	Angel GT II	2.50	2.90
R 1250 GS Adventure MY 2019 -	1G13	1250	2019			10	2802800	120/70 R 19 M/C 60V TL	170/60 R 17 M/C 72V TL	Scorpion Trail II Fr.	Scorpion Trail II	2.50	2.90
R 1250 GS Adventure MY 2019 -	1G13	1250	2019			10	2803600	120/70 R 19 M/C 60V M+S TL	170/60 R 17 M/C 72V M+S TL	Scorpion Rally STR Fr.	Scorpion Rally STR	2.50	2.90
R 1250 R MY 2019 -	1R13	1250	2019			10	3111300	120/70 ZR 17 M/C (58W) TL	180/55 ZR 17 M/C (73W) TL	Angel GT II Fr.	Angel GT II	2.50	2.90
R 1250 RS MY 2019 -	1R13	1250	2019			10	3111300	120/70 ZR 17 M/C (58W) TL	180/55 ZR 17 M/C (73W) TL	Angel GT II Fr.	Angel GT II	2.50	2.90
R 1250 RT MY 2019 -	1T13	1250	2019			10	3111300	120/70 ZR 17 M/C (58W) TL	180/55 ZR 17 M/C (73W) TL	Angel GT II Fr.	Angel GT II	2.50	2.90
R 65 MY 1985 - 20/35 kW		650	1985				1419300	90/90 - 18 M/C 51H TT		City Demon Fr.	MT 66	2.40	2.90
R 80 GS (TL - rims) MY 1988 -	247 E	800	1988				2526800	90/90 - 21 M/C 54V TL		Scorpion Trail II Fr.	Scorpion Trail II	2.40	2.90
R 80 GS (TL - rims) MY 1988 -	247 E	800	1988			10	2803400	90/90 - 21 M/C 54V M+S TL	130/80 R 17 M/C 65V M+S TL	Scorpion Rally STR Fr.	Scorpion Rally STR	2.40	2.90
R 80 GS (TL - rims) MY 1988 -	247 E	800	1988				0281800	90/90 - 21 M/C 54H TL		MT 60 Fr.	MT 60	2.40	2.90
R 80 GS MY 1988 -	247 E	800	1988			23	2526800	90/90 - 21 M/C 54V TL		Scorpion Trail II Fr.	Scorpion Trail II	2.40	2.90
R 80 GS MY 1988 -	247 E	800	1988			10	2803400	90/90 - 21 M/C 54V M+S TL	130/80 R 17 M/C 65V M+S TL	Scorpion Rally STR Fr.	Scorpion Rally STR	2.40	2.90
R 80 GS MY 1988 -	247 E	800	1988			23	0281800	90/90 - 21 M/C 54H TL		MT 60 Fr.	MT 60	2.40	2.90
R 80 GS Basic MY 1996 -	247 E	800	1996				2526800	90/90 - 21 M/C 54V TL		Scorpion Trail II Fr.	Scorpion Trail II	2.20	2.40
R 80 GS Basic MY 1996 -	247 E	800	1996			10	2803400	90/90 - 21 M/C 54V M+S TL	130/80 R 17 M/C 65V M+S TL	Scorpion Rally STR Fr.	Scorpion Rally STR	2.20	2.40
R 80 GS Basic MY 1996 -	247 E	800	1996				0281800	90/90 - 21 M/C 54H TL		MT 60 Fr.	MT 60	2.20	2.40
R 80 R Roadster	247 E	800	1991	1994			1404200	110/80 - 18 M/C 58V TL	140/80 VB 17 M/C (69V) TL	Sport Demon Fr.	Sport Demon	2.50	2.70
R 80 ST		800	1983	1984		23	1405200	100/90 - 19 M/C 57V TL		Sport Demon Fr.	Sport Demon	2.10	2.30
R 80 ST		800	1983	1984		23	0801000	100/90 - 19 M/C 57H TL		MT 66 Fr.	MT 66	2.10	2.30
R 850 GS	259	850	1996			14	2490900	110/80 R 19 M/C 59V TL	150/70 R 17 M/C 69V TL	Angel GT Fr. ab DOT 2815	Angel GT ab DOT 2815	2.50	2.90
R 850 GS	259	850	1996				2526500	110/80 R 19 M/C 59V TL		Scorpion Trail II Fr.	Scorpion Trail II	2.50	2.90
R 850 GS	259	850	1996				2865100	110/80 R 19 M/C 59V M+S TL	150/70 R 17 M/C 69V M+S TL	Scorpion Rally STR Fr.	Scorpion Rally STR	2.50	2.90
R 850 GS	R 21	850	2001				2526500	110/80 R 19 M/C 59V TL	150/70 R 17 M/C 69V TL	Scorpion Trail II Fr.	Scorpion Trail II	2.50	2.90
R 850 GS	R 21	850	2001				2865100	110/80 R 19 M/C 59V M+S TL	150/70 R 17 M/C 69V M+S TL	Scorpion Rally STR Fr.	Scorpion Rally STR	2.50	2.90
R 850 GS	R 21	850	2001			14	2490900	110/80 R 19 M/C 59V TL	150/70 R 17 M/C 69V TL	Angel GT Fr. ab DOT 2815	Angel GT ab DOT 2815	2.50	2.90
R 850 R	259	850	2004				2387600	120/70 ZR 17 M/C (58W) TL	160/60 ZR 18 M/C (70W) TL	Angel GT Fr.	Angel GT	2.50	2.90
R 850 R; R 850 R Comfort	R 11 R	850	2004			10	3111300	120/70 ZR 17 M/C (58W) TL	170/60 ZR 17 M/C (72W) TL	Angel GT II Fr.	Angel GT II	2.50	2.90
R 850 R; R 850 R Comfort	R 11 R	850	2004				2387600	120/70 ZR 17 M/C (58W) TL	170/60 ZR 17 M/C (72W) TL	Angel GT Fr.	Angel GT	2.50	2.90
R 850 R; R 850 R Comfort	R 21	850	2001			10	3111300	120/70 ZR 17 M/C (58W) TL	170/60 ZR 17 M/C (72W) TL	Angel GT II Fr.	Angel GT II	2.50	2.90
R 850 R; R 850 R Comfort	R 21	850	2001				2387600	120/70 ZR 17 M/C (58W) TL	170/60 ZR 17 M/C (72W) TL	Angel GT Fr.	Angel GT	2.50	2.90
R 850 RT	259	850	2004				2387600	120/70 ZR 17 M/C (58W) TL	160/60 ZR 18 M/C (70W) TL	Angel GT Fr.	Angel GT	2.50	2.90
R 850 RT	R 11 RT	850	2004			10	3111300	120/70 ZR 17 M/C (58W) TL	170/60 ZR 17 M/C (72W) TL	Angel GT II Fr.	Angel GT II	2.50	2.90
R 850 RT	R 11 RT	850	2004				2387600	120/70 ZR 17 M/C (58W) TL	170/60 ZR 17 M/C (72W) TL	Angel GT Fr.	Angel GT	2.50	2.90
R 850 RT	R 22	850	2004			10	3111300	120/70 ZR 17 M/C (58W) TL	170/60 ZR 17 M/C (72W) TL	Angel GT II Fr.	Angel GT II	2.50	2.90
R 850 RT	R 22	850	2004				2387600	120/70 ZR 17 M/C (58W) TL	170/60 ZR 17 M/C (72W) TL	Angel GT Fr.	Angel GT	2.50	2.90
R 850 RT & R 1100RT Behörde	259	850	2004				2387600	120/70 ZR 17 M/C (58W) TL	160/60 ZR 18 M/C (70W) TL	Angel GT Fr.	Angel GT	2.50	2.90
R Nine T MY 2014 - 2015	R1ST	1200	2014	2015		10	3111300	120/70 ZR 17 M/C (58W) TL	180/55 ZR 17 M/C (73W) TL	Angel GT II Fr.	Angel GT II	2.50	2.90
R Nine T MY 2014 - 2015	R1ST	1200	2014	2015		23	2387600	120/70 ZR 17 M/C (58W) TL	180/55 ZR 17 M/C (73W) TL	Angel GT Fr.	Angel GT	2.50	2.90
R Nine T MY 2014 - 2015	R1ST	1200	2014	2015		23	2635200	120/70 ZR 17 M/C (58W) TL	180/55 ZR 17 M/C (73W) TL	Diablo Rosso III Fr.	Diablo Rosso III	2.50	2.90
R Nine T MY 2014 - 2015	R1ST	1200	2014	2015		23	2636000	120/70 ZR 17 M/C (58W) TL	180/55 ZR 17 M/C (73W) TL	MT 60 RS Fr.	MT 60 RS	2.50	2.90
R Nine T MY 2016 -	1N12	1200	2016			10	3111300	120/70 ZR 17 M/C (58W) TL	180/55 ZR 17 M/C (73W) TL	Angel GT II Fr.	Angel GT II	2.50	2.90
R Nine T MY 2016 -	1N12	1200	2016				2387600	120/70 ZR 17 M/C (58W) TL	180/55 ZR 17 M/C (73W) TL	Angel GT Fr.	Angel GT	2.50	2.90
R Nine T MY 2016 -	1N12	1200	2016			23	2635200	120/70 ZR 17 M/C (58W) TL	180/55 ZR 17 M/C (73W) TL	Diablo Rosso III Fr.	Diablo Rosso III	2.50	2.90
R Nine T MY 2016 -	1N12	1200	2016			23	2636000	120/70 ZR 17 M/C (58W) TL	180/55 ZR 17 M/C (73W) TL	MT 60 RS Fr.	MT 60 RS	2.50	2.90
R Nine T Pure 2017 -	1N12	1200	2017			10	3111300	120/70 ZR 17 M/C (58W) TL	180/55 ZR 17 M/C (73W) TL	Angel GT II Fr.	Angel GT II	2.50	2.90
R Nine T Pure 2017 -	1N12	1200	2017				2526300	120/70 ZR 17 M/C (58W) TL	180/55 ZR 17 M/C (73W) TL	Scorpion Trail II Fr.	Scorpion Trail II	2.50	2.90
R Nine T Pure 2017 -	1N12	1200	2017				2906900	120/70 ZR 17 M/C (58W) TL	180/55 ZR 17 M/C (73W) TL	Diablo Rosso Corsa II Fr.	Diablo Rosso Corsa II	2.50	2.90
R Nine T Pure 2017 -	1N12	1200	2017				2387600	120/70 ZR 17 M/C (58W) TL	180/55 ZR 17 M/C (73W) TL	Angel GT Fr.	Angel GT	2.50	2.90

FITMENT MOTORCYCLE / 96

Footnotes see last page



MODEL	TYPE	CC	MY From	MY To	Footnotes	FRONT			REAR			Pressure	
						IP-Code	Dimension	Tread	IP-Code	Dimension	Tread	Front	Rear
S 1000 RR MY 2019 -		1000	2019			120/70 ZR 17 M/C (58W) V3 TL	Diablo Supercorsa SP Fr.	3115100	190/55 ZR 17 M/C (75W) V3 TL	Diablo Supercorsa SP	2.50	2.90	
S 1000 RR HP4	K 10	1000	2013	2014	10	2812600	Diablo Supercorsa SP Fr.	3310700	200/55 ZR 17 M/C (78W) V3 TL	Diablo Supercorsa SP	2.50	2.90	
S 1000 RR HP4	K 10	1000	2013	2014	10	3111300	Angel GT II Fr.	3112400	190/55 ZR 17 M/C (75W) TL	Angel GT II	2.50	2.90	
S 1000 RR HP4	K 10	1000	2013	2014		2166900	Diablo Supercorsa SP Fr.	2304500	190/55 ZR 17 M/C (75W) TL	Diablo Supercorsa SP	2.50	2.90	
S 1000 RR HP4	K 10	1000	2013	2014		2387600	Angel GT Fr.	2317800	190/55 ZR 17 M/C (75W) TL	Angel GT	2.50	2.90	
S 1000 RR HP4	K 10	1000	2013	2014		2906900	Diablo Rosso Corsa II Fr.	2907400	190/55 ZR 17 M/C (75W) TL	Diablo Rosso Corsa II	2.50	2.90	
S 1000 RR HP4	K 10	1000	2013	2014		2166900	Diablo Supercorsa SP Fr.	2167000	200/55 ZR 17 M/C (78W) TL	Diablo Supercorsa SP	2.50	2.90	
S 1000 RR HP4	K 10	1000	2013	2014		2906900	Diablo Rosso Corsa II Fr.	2907500	200/55 ZR 17 M/C (78W) TL	Diablo Rosso Corsa II	2.50	2.90	
S 1000 RR HP4	K 10	1000	2013	2014	10	2812600	Diablo Supercorsa SP Fr.	3115100	190/55 ZR 17 M/C (75W) V3 TL	Diablo Supercorsa SP	2.50	2.90	
S 1000 RR HP4	K 10	1000	2013	2014		2635200	Diablo Rosso III Fr.	2635900	200/55 ZR 17 M/C (78W) TL	Diablo Rosso III	2.50	2.90	
S 1000 RR HP4	K 10	1000	2013	2014		2635200	Diablo Rosso III Fr.	2635800	190/55 ZR 17 M/C (75W) TL	Diablo Rosso III	2.50	2.90	
S 1000 RR HP4	K 10	1000	2013	2014		2291900	Diablo Rosso II K Fr.	2068700	190/55 ZR 17 M/C (75W) TL	Diablo Rosso II	2.50	2.90	
S 1000 RR MY 2009 - 2014	K 10	1000	2009	2014	10	3111300	Angel GT II Fr.	3112400	190/55 ZR 17 M/C (75W) TL	Angel GT II	2.50	2.90	
S 1000 RR MY 2009 - 2014	K 10	1000	2009	2014		2906900	Diablo Rosso Corsa II Fr.	2907400	190/55 ZR 17 M/C (75W) TL	Diablo Rosso Corsa II	2.50	2.90	
S 1000 RR MY 2009 - 2014	K 10	1000	2009	2014		2166900	Diablo Supercorsa SP Fr.	2304500	190/55 ZR 17 M/C (75W) TL	Diablo Supercorsa SP	2.50	2.90	
S 1000 RR MY 2009 - 2014	K 10	1000	2009	2014		2387600	Angel GT Fr.	2317800	190/55 ZR 17 M/C (75W) TL	Angel GT	2.50	2.90	
S 1000 RR MY 2009 - 2014	K 10	1000	2009	2014	10	2812600	Diablo Supercorsa SP Fr.	3115100	190/55 ZR 17 M/C (75W) V3 TL	Diablo Supercorsa SP	2.50	2.90	
S 1000 RR MY 2009 - 2014	K 10	1000	2009	2014		2635200	Diablo Rosso III Fr.	2635800	190/55 ZR 17 M/C (75W) TL	Diablo Rosso III	2.50	2.90	
S 1000 RR MY 2009 - 2014	K 10	1000	2009	2014		2291900	Diablo Rosso II K Fr.	2068700	190/55 ZR 17 M/C (75W) TL	Diablo Rosso II	2.50	2.90	
S 1000 RR MY 2015	K 10	1000	2015		10	2812600	Diablo Supercorsa SP Fr.	3310700	200/55 ZR 17 M/C (78W) V3 TL	Diablo Supercorsa SP	2.50	2.90	
S 1000 RR MY 2015	K 10	1000	2015		10	3111300	Angel GT II Fr.	3112400	190/55 ZR 17 M/C (75W) TL	Angel GT II	2.50	2.90	
S 1000 RR MY 2015	K 10	1000	2015			2906900	Diablo Rosso Corsa II Fr.	2907400	190/55 ZR 17 M/C (75W) TL	Diablo Rosso Corsa II	2.50	2.90	
S 1000 RR MY 2015	K 10	1000	2015			2906900	Diablo Rosso Corsa II Fr.	2907500	200/55 ZR 17 M/C (78W) TL	Diablo Rosso Corsa II	2.50	2.90	
S 1000 RR MY 2015	K 10	1000	2015			2166900	Diablo Supercorsa SP Fr.	2304500	190/55 ZR 17 M/C (75W) TL	Diablo Supercorsa SP	2.50	2.90	
S 1000 RR MY 2015	K 10	1000	2015			2166900	Diablo Supercorsa SP Fr.	2167000	200/55 ZR 17 M/C (78W) TL	Diablo Supercorsa SP	2.50	2.90	
S 1000 RR MY 2015	K 10	1000	2015			2387600	Angel GT Fr.	2317800	190/55 ZR 17 M/C (75W) TL	Angel GT	2.50	2.90	
S 1000 RR MY 2015	K 10	1000	2015			2635200	Diablo Rosso III Fr.	2635900	200/55 ZR 17 M/C (78W) TL	Diablo Rosso III	2.50	2.90	
S 1000 RR MY 2015	K 10	1000	2015			2635200	Diablo Rosso III Fr.	2635800	190/55 ZR 17 M/C (75W) TL	Diablo Rosso III	2.50	2.90	
S 1000 RR MY 2015	K 10	1000	2015		10	2812600	Diablo Supercorsa SP Fr.	3115100	190/55 ZR 17 M/C (75W) V3 TL	Diablo Supercorsa SP	2.50	2.90	
S 1000 RR MY 2015	K 10	1000	2015			2291900	Diablo Rosso II K Fr.	2068700	190/55 ZR 17 M/C (75W) TL	Diablo Rosso II	2.50	2.90	
S 1000 RR MY 2016 -	2R10; 2R10r	1000	2016	2018	10	2812600	Diablo Supercorsa SP Fr.	3310700	200/55 ZR 17 M/C (78W) V3 TL	Diablo Supercorsa SP	2.50	2.90	
S 1000 RR MY 2016 -	2R10; 2R10r	1000	2016	2018	10	3111300	Angel GT II Fr.	3112400	190/55 ZR 17 M/C (75W) TL	Angel GT II	2.50	2.90	
S 1000 RR MY 2016 -	2R10; 2R10r	1000	2016	2018		2906900	Diablo Rosso Corsa II Fr.	2907400	190/55 ZR 17 M/C (75W) TL	Diablo Rosso Corsa II	2.50	2.90	
S 1000 RR MY 2016 -	2R10; 2R10r	1000	2016	2018		2387600	Angel GT Fr.	2317800	190/55 ZR 17 M/C (75W) TL	Angel GT	2.50	2.90	
S 1000 RR MY 2016 -	2R10; 2R10r	1000	2016	2018		2906900	Diablo Rosso Corsa II Fr.	2907500	200/55 ZR 17 M/C (78W) TL	Diablo Rosso Corsa II	2.50	2.90	
S 1000 RR MY 2016 -	2R10; 2R10r	1000	2016	2018		2166900	Diablo Supercorsa SP Fr.	2304500	190/55 ZR 17 M/C (75W) TL	Diablo Supercorsa SP	2.50	2.90	
S 1000 RR MY 2016 -	2R10; 2R10r	1000	2016	2018		2166900	Diablo Supercorsa SP Fr.	2167000	200/55 ZR 17 M/C (78W) TL	Diablo Supercorsa SP	2.50	2.90	
S 1000 RR MY 2016 -	2R10; 2R10r	1000	2016	2018	10	2812600	Diablo Supercorsa SP Fr.	3115100	190/55 ZR 17 M/C (75W) V3 TL	Diablo Supercorsa SP	2.50	2.90	
S 1000 RR MY 2016 -	2R10; 2R10r	1000	2016	2018		2635200	Diablo Rosso III Fr.	2635900	200/55 ZR 17 M/C (78W) TL	Diablo Rosso III	2.50	2.90	
S 1000 RR MY 2016 -	2R10; 2R10r	1000	2016	2018		2635200	Diablo Rosso III Fr.	2635800	190/55 ZR 17 M/C (75W) TL	Diablo Rosso III	2.50	2.90	
S 1000 RR MY 2016 -	2R10; 2R10r	1000	2016	2018		2911900	Diablo Rosso II K Fr.	2068700	190/55 ZR 17 M/C (75W) TL	Diablo Rosso II	2.50	2.90	
S 1000 XR	K 10	1000	2015		10	3111300	Angel GT II Fr.	3112400	190/55 ZR 17 M/C (75W) TL	Angel GT II	2.50	2.90	
S 1000 XR	K 10	1000	2015			2526300	Scorpion Trail II Fr.	2527500	190/55 ZR 17 M/C (75W) TL	Scorpion Trail II	2.50	2.90	
S 1000 XR	K 10	1000	2015			2387600	Angel GT Fr.	2317800	190/55 ZR 17 M/C (75W) TL	Angel GT	2.50	2.90	
S 1000 XR	K 10	1000	2015			2635200	Diablo Rosso III Fr.	2635800	190/55 ZR 17 M/C (75W) TL	Diablo Rosso III	2.50	2.90	
S 1000 XR	K 10	1000	2015			2291900	Diablo Rosso II K Fr.	2068700	190/55 ZR 17 M/C (75W) TL	Diablo Rosso II	2.50	2.90	
S 1000 XR MY 2016 -	2X10; 2X10r	1000	2016		10	3111300	Angel GT II Fr.	3112400	190/55 ZR 17 M/C (75W) TL	Angel GT II	2.50	2.90	
S 1000 XR MY 2016 -	2X10; 2X10r	1000	2016			2387600	Angel GT Fr.	2317800	190/55 ZR 17 M/C (75W) TL	Angel GT	2.50	2.90	

BMW (continued)



MODEL	TYPE	CC	MY From	MY To	Footnotes	FRONT			REAR			Pressure		
						IP-Code	Dimension	Tread	IP-Code	Dimension	Tread	Front	Rear	
BUELL (continued)														
XB12S Lightning	XB1	1200	2003			2635200	120/70 ZR 17 M/C (58W) TL	Diablo Rosso III Fr.	2635500	180/55 ZR 17 M/C (73W) TL	Diablo Rosso III	2.50	2.60	
XB12S Lightning	XB1	1200	2003			2636000	120/70 ZR 17 M/C (58W) TL	MT 60 RS Fr.	2636100	180/55 ZR 17 M/C (73W) TL	MT 60 RS	2.50	2.60	
XB12S Lightning	XB1	1200	2003			1430700	120/70 ZR 17 M/C (58W) TL	Diablo Fr.	1430000	180/55 ZR 17 M/C (73W) TL	Diablo	2.50	2.60	
XB12S Lightning	XB1	1200	2003			1868400	120/70 ZR 17 M/C (58W) TL	Angel ST Fr.	1868500	180/55 ZR 17 M/C (73W) TL	Angel ST	2.50	2.60	
XB12S Lightning	XB1	1200	2003			2291900	120/70 ZR 17 M/C (58W) TL	Diablo Rosso II K Fr.	2068500	180/55 ZR 17 M/C (73W) TL	Diablo Rosso II	2.50	2.60	
XB12Scg Lightning Low	XB1	1200	2007			3111300	120/70 ZR 17 M/C (58W) TL	Angel GT II Fr.	3112000	180/55 ZR 17 M/C (73W) TL	Angel GT II	2.30	2.50	
XB12Scg Lightning Low	XB1	1200	2007			2906900	120/70 ZR 17 M/C (58W) TL	Diablo Rosso Corsa II Fr.	2907100	180/55 ZR 17 M/C (73W) TL	Diablo Rosso Corsa II	2.30	2.50	
XB12Scg Lightning Low	XB1	1200	2007			2526300	120/70 ZR 17 M/C (58W) TL	Scorpion Trail II Fr.	2527400	180/55 ZR 17 M/C (73W) TL	Scorpion Trail II	2.30	2.50	
XB12Scg Lightning Low	XB1	1200	2007			2387600	120/70 ZR 17 M/C (58W) TL	Angel GT Fr.	2317600	180/55 ZR 17 M/C (73W) TL	Angel GT	2.30	2.50	
XB12Scg Lightning Low	XB1	1200	2007			2635200	120/70 ZR 17 M/C (58W) TL	Diablo Rosso III Fr.	2635500	180/55 ZR 17 M/C (73W) TL	Diablo Rosso III	2.30	2.50	
XB12Scg Lightning Low	XB1	1200	2007			2636000	120/70 ZR 17 M/C (58W) TL	MT 60 RS Fr.	2636100	180/55 ZR 17 M/C (73W) TL	MT 60 RS	2.30	2.50	
XB12Scg Lightning Low	XB1	1200	2007			1868400	120/70 ZR 17 M/C (58W) TL	Angel ST Fr.	1868500	180/55 ZR 17 M/C (73W) TL	Angel ST	2.30	2.50	
XB12Scg Lightning Low	XB1	1200	2007			2291900	120/70 ZR 17 M/C (58W) TL	Diablo Rosso II K Fr.	2068500	180/55 ZR 17 M/C (73W) TL	Diablo Rosso II	2.30	2.50	
XB12Ss Lightning Long	XB2	1200	2006			3111300	120/70 ZR 17 M/C (58W) TL	Angel GT II Fr.	3112000	180/55 ZR 17 M/C (73W) TL	Angel GT II	2.30	2.50	
XB12Ss Lightning Long	XB2	1200	2006			2526300	120/70 ZR 17 M/C (58W) TL	Scorpion Trail II Fr.	2527400	180/55 ZR 17 M/C (73W) TL	Scorpion Trail II	2.30	2.50	
XB12Ss Lightning Long	XB2	1200	2006			2906900	120/70 ZR 17 M/C (58W) TL	Diablo Rosso Corsa II Fr.	2907100	180/55 ZR 17 M/C (73W) TL	Diablo Rosso Corsa II	2.30	2.50	
XB12Ss Lightning Long	XB2	1200	2006			2387600	120/70 ZR 17 M/C (58W) TL	Angel GT Fr.	2317600	180/55 ZR 17 M/C (73W) TL	Angel GT	2.30	2.50	
XB12Ss Lightning Long	XB2	1200	2006			2635200	120/70 ZR 17 M/C (58W) TL	Diablo Rosso III Fr.	2635500	180/55 ZR 17 M/C (73W) TL	Diablo Rosso III	2.30	2.50	
XB12Ss Lightning Long	XB2	1200	2006			2636000	120/70 ZR 17 M/C (58W) TL	MT 60 RS Fr.	2636100	180/55 ZR 17 M/C (73W) TL	MT 60 RS	2.30	2.50	
XB12Ss Lightning Long	XB2	1200	2006			1868400	120/70 ZR 17 M/C (58W) TL	Angel ST Fr.	1868500	180/55 ZR 17 M/C (73W) TL	Angel ST	2.30	2.50	
XB12Ss Lightning Long	XB2	1200	2006			2291900	120/70 ZR 17 M/C (58W) TL	Diablo Rosso II K Fr.	2068500	180/55 ZR 17 M/C (73W) TL	Diablo Rosso II	2.30	2.50	
XB12STT Lightning Super TT	XB2	1200	2007			3111300	120/70 ZR 17 M/C (58W) TL	Angel GT II Fr.	3112000	180/55 ZR 17 M/C (73W) TL	Angel GT II	2.30	2.50	
XB12STT Lightning Super TT	XB2	1200	2007			2906900	120/70 ZR 17 M/C (58W) TL	Diablo Rosso Corsa II Fr.	2907100	180/55 ZR 17 M/C (73W) TL	Diablo Rosso Corsa II	-	-	
XB12STT Lightning Super TT	XB2	1200	2007			2526300	120/70 ZR 17 M/C (58W) TL	Scorpion Trail II Fr.	2527400	180/55 ZR 17 M/C (73W) TL	Scorpion Trail II	-	-	
XB12STT Lightning Super TT	XB2	1200	2007			2387600	120/70 ZR 17 M/C (58W) TL	Angel GT Fr.	2317600	180/55 ZR 17 M/C (73W) TL	Angel GT	-	-	
XB12STT Lightning Super TT	XB2	1200	2007			2635200	120/70 ZR 17 M/C (58W) TL	Diablo Rosso III Fr.	2635500	180/55 ZR 17 M/C (73W) TL	Diablo Rosso III	-	-	
XB12STT Lightning Super TT	XB2	1200	2007			2636000	120/70 ZR 17 M/C (58W) TL	MT 60 RS Fr.	2636100	180/55 ZR 17 M/C (73W) TL	MT 60 RS	-	-	
XB12STT Lightning Super TT	XB2	1200	2007			2291900	120/70 ZR 17 M/C (58W) TL	Diablo Rosso II K Fr.	2068500	180/55 ZR 17 M/C (73W) TL	Diablo Rosso II	-	-	
XB12STT Lightning Super TT	XB2	1200	2007			1868400	120/70 ZR 17 M/C (58W) TL	Angel ST Fr.	1868500	180/55 ZR 17 M/C (73W) TL	Angel ST	-	-	
XB12SX Lightning City X	XB1	1200	2010			2812600	120/70 ZR 17 M/C (58W) V3 TL	Diablo Supercorsa SP Fr.	3106800	180/55 ZR 17 M/C (73W) V3 TL	Diablo Supercorsa SP	2.30	2.50	
XB12SX Lightning City X	XB1	1200	2010			3111300	120/70 ZR 17 M/C (58W) TL	Angel GT II Fr.	3112000	180/55 ZR 17 M/C (73W) TL	Angel GT II	2.30	2.50	
XB12SX Lightning City X	XB1	1200	2010			2166900	120/70 ZR 17 M/C (58W) TL	Diablo Supercorsa SP Fr.	2244800	180/55 ZR 17 M/C (73W) TL	Diablo Supercorsa SP	2.30	2.50	
XB12SX Lightning City X	XB1	1200	2010			2906900	120/70 ZR 17 M/C (58W) TL	Diablo Rosso Corsa II Fr.	2907100	180/55 ZR 17 M/C (73W) TL	Diablo Rosso Corsa II	2.30	2.50	
XB12SX Lightning City X	XB1	1200	2010			2526300	120/70 ZR 17 M/C (58W) TL	Scorpion Trail II Fr.	2527400	180/55 ZR 17 M/C (73W) TL	Scorpion Trail II	2.30	2.50	
XB12SX Lightning City X	XB1	1200	2010			2387600	120/70 ZR 17 M/C (58W) TL	Angel GT Fr.	2317600	180/55 ZR 17 M/C (73W) TL	Angel GT	2.30	2.50	
XB12SX Lightning City X	XB1	1200	2010			2635200	120/70 ZR 17 M/C (58W) TL	Diablo Rosso III Fr.	2635500	180/55 ZR 17 M/C (73W) TL	Diablo Rosso III	2.30	2.50	
XB12SX Lightning City X	XB1	1200	2010			1868400	120/70 ZR 17 M/C (58W) TL	Angel ST Fr.	1868500	180/55 ZR 17 M/C (73W) TL	Angel ST	2.30	2.50	
XB12SX Lightning City X	XB1	1200	2010			2291900	120/70 ZR 17 M/C (58W) TL	Diablo Rosso II K Fr.	2068500	180/55 ZR 17 M/C (73W) TL	Diablo Rosso II	2.30	2.50	
XB12SX Lightning City X	XB2	1200	2006			3111300	120/70 ZR 17 M/C (58W) TL	Angel GT II Fr.	3112000	180/55 ZR 17 M/C (73W) TL	Angel GT II	2.30	2.50	
XB12X Ulysses	XB2	1200	2006			2906900	120/70 ZR 17 M/C (58W) TL	Diablo Rosso Corsa II Fr.	2907100	180/55 ZR 17 M/C (73W) TL	Diablo Rosso Corsa II	2.30	2.50	
XB12X Ulysses	XB2	1200	2006			2387600	120/70 ZR 17 M/C (58W) TL	Angel GT Fr.	2317600	180/55 ZR 17 M/C (73W) TL	Angel GT	2.30	2.50	
XB12X Ulysses	XB2	1200	2006			2526300	120/70 ZR 17 M/C (58W) TL	Scorpion Trail II Fr.	2527400	180/55 ZR 17 M/C (73W) TL	Scorpion Trail II	2.30	2.50	
XB12X Ulysses	XB2	1200	2006			2635200	120/70 ZR 17 M/C (58W) TL	Diablo Rosso III Fr.	2635500	180/55 ZR 17 M/C (73W) TL	Diablo Rosso III	2.30	2.50	
XB12X Ulysses	XB2	1200	2006			2636000	120/70 ZR 17 M/C (58W) TL	MT 60 RS Fr.	2636100	180/55 ZR 17 M/C (73W) TL	MT 60 RS	2.30	2.50	
XB12X Ulysses	XB2	1200	2006			1430700	120/70 ZR 17 M/C (58W) TL	Diablo Fr.	1430000	180/55 ZR 17 M/C (73W) TL	Diablo	2.30	2.50	
XB12X Ulysses	XB2	1200	2006			2291900	120/70 ZR 17 M/C (58W) TL	Diablo Rosso II K Fr.	2068500	180/55 ZR 17 M/C (73W) TL	Diablo Rosso II	2.30	2.50	
XB12X Ulysses	XB2	1200	2006			1868400	120/70 ZR 17 M/C (58W) TL	Angel ST Fr.	1868500	180/55 ZR 17 M/C (73W) TL	Angel ST	2.30	2.50	

BUELL (continued)

XB12XP Ulysses Police	XB2	1200	2009					10	3111300	120/70 ZR 17 M/C (58W) TL	Angel GT II Fr.	3112000	180/55 ZR 17 M/C (73W) TL	Angel GT II	2.40	2.50
XB12XP Ulysses Police	XB2	1200	2009					10	2387600	120/70 ZR 17 M/C (58W) TL	Angel GT Fr.	2317600	180/55 ZR 17 M/C (73W) TL	Angel GT	2.40	2.50
XB12XP Ulysses Police	XB2	1200	2009					10	2906900	120/70 ZR 17 M/C (58W) TL	Diablo Rosso Corsa II Fr.	2907100	180/55 ZR 17 M/C (73W) TL	Diablo Rosso Corsa II	2.40	2.50
XB12XP Ulysses Police	XB2	1200	2009					10	2526300	120/70 ZR 17 M/C (58W) TL	Scorpion Trail II Fr.	2527400	180/55 ZR 17 M/C (73W) TL	Scorpion Trail II	2.40	2.50
XB12XP Ulysses Police	XB2	1200	2009					10	2635200	120/70 ZR 17 M/C (58W) TL	Diablo Rosso III Fr.	2635500	180/55 ZR 17 M/C (73W) TL	Diablo Rosso III	2.40	2.50
XB12XP Ulysses Police	XB2	1200	2009					10	2636000	120/70 ZR 17 M/C (58W) TL	MT 60 RS Fr.	2636100	180/55 ZR 17 M/C (73W) TL	MT 60 RS	2.40	2.50
XB12XP Ulysses Police	XB2	1200	2009						1868400	120/70 ZR 17 M/C (58W) TL	Angel ST Fr.	1868500	180/55 ZR 17 M/C (73W) TL	Angel ST	2.40	2.50
XB12XT Ulysses XT	XB2	1200	2009					10	3111300	120/70 ZR 17 M/C (58W) TL	Angel GT II Fr.	3112000	180/55 ZR 17 M/C (73W) TL	Angel GT II	2.30	2.50
XB12XT Ulysses XT	XB2	1200	2009						2387600	120/70 ZR 17 M/C (58W) TL	Angel GT Fr.	2317600	180/55 ZR 17 M/C (73W) TL	Angel GT	2.30	2.50
XB12XT Ulysses XT	XB2	1200	2009					10	2906900	120/70 ZR 17 M/C (58W) TL	Diablo Rosso Corsa II Fr.	2907100	180/55 ZR 17 M/C (73W) TL	Diablo Rosso Corsa II	2.30	2.50
XB12XT Ulysses XT	XB2	1200	2009						2526300	120/70 ZR 17 M/C (58W) TL	Scorpion Trail II Fr.	2527400	180/55 ZR 17 M/C (73W) TL	Scorpion Trail II	2.30	2.50
XB12XT Ulysses XT	XB2	1200	2009						2635200	120/70 ZR 17 M/C (58W) TL	Diablo Rosso III Fr.	2635500	180/55 ZR 17 M/C (73W) TL	Diablo Rosso III	2.30	2.50
XB12XT Ulysses XT	XB2	1200	2009						2636000	120/70 ZR 17 M/C (58W) TL	MT 60 RS Fr.	2636100	180/55 ZR 17 M/C (73W) TL	MT 60 RS	2.30	2.50
XB9R Firebolt	XB1	1000	2002					10	3111300	120/70 ZR 17 M/C (58W) TL	Angel GT II Fr.	3112000	180/55 ZR 17 M/C (73W) TL	Angel GT II	2.50	2.60
XB9R Firebolt	XB1	1000	2002					10	2812600	120/70 ZR 17 M/C (58W) V3 TL	Diablo Supercorsa SP Fr.	3106800	180/55 ZR 17 M/C (73W) V3 TL	Diablo Supercorsa SP	2.50	2.60
XB9R Firebolt	XB1	1000	2002						2166900	120/70 ZR 17 M/C (58W) TL	Diablo Supercorsa SP Fr.	2244800	180/55 ZR 17 M/C (73W) TL	Diablo Supercorsa SP	2.50	2.60
XB9R Firebolt	XB1	1000	2002						2387600	120/70 ZR 17 M/C (58W) TL	Angel GT Fr.	2317600	180/55 ZR 17 M/C (73W) TL	Angel GT	2.50	2.60
XB9R Firebolt	XB1	1000	2002					10	2906900	120/70 ZR 17 M/C (58W) TL	Diablo Rosso Corsa II Fr.	2907100	180/55 ZR 17 M/C (73W) TL	Diablo Rosso Corsa II	2.50	2.60
XB9R Firebolt	XB1	1000	2002						2526300	120/70 ZR 17 M/C (58W) TL	Scorpion Trail II Fr.	2527400	180/55 ZR 17 M/C (73W) TL	Scorpion Trail II	2.50	2.60
XB9R Firebolt	XB1	1000	2002						2635200	120/70 ZR 17 M/C (58W) TL	Diablo Rosso III Fr.	2635500	180/55 ZR 17 M/C (73W) TL	Diablo Rosso III	2.50	2.60
XB9R Firebolt	XB1	1000	2002						2636000	120/70 ZR 17 M/C (58W) TL	MT 60 RS Fr.	2636100	180/55 ZR 17 M/C (73W) TL	MT 60 RS	2.50	2.60
XB9R Firebolt	XB1	1000	2002						1430700	120/70 ZR 17 M/C (58W) TL	Diablo Fr.	1430000	180/55 ZR 17 M/C (73W) TL	Diablo	2.50	2.60
XB9R Firebolt	XB1	1000	2002						1868400	120/70 ZR 17 M/C (58W) TL	Angel ST Fr.	1868500	180/55 ZR 17 M/C (73W) TL	Angel ST	2.50	2.60
XB9R Firebolt	XB1	1000	2002						2291900	120/70 ZR 17 M/C (58W) TL	Diablo Rosso II K Fr.	2068500	180/55 ZR 17 M/C (73W) TL	Diablo Rosso II	2.50	2.60
XB9S Lightning	XB1	1000	2003					10	3111300	120/70 ZR 17 M/C (58W) TL	Angel GT II Fr.	3112000	180/55 ZR 17 M/C (73W) TL	Angel GT II	2.50	2.60
XB9S Lightning	XB1	1000	2003					10	2812600	120/70 ZR 17 M/C (58W) V3 TL	Diablo Supercorsa SP Fr.	3106800	180/55 ZR 17 M/C (73W) V3 TL	Diablo Supercorsa SP	2.50	2.60
XB9S Lightning	XB1	1000	2003						2526300	120/70 ZR 17 M/C (58W) TL	Scorpion Trail II Fr.	2527400	180/55 ZR 17 M/C (73W) TL	Scorpion Trail II	2.50	2.60
XB9S Lightning	XB1	1000	2003					10	2906900	120/70 ZR 17 M/C (58W) TL	Diablo Rosso Corsa II Fr.	2907100	180/55 ZR 17 M/C (73W) TL	Diablo Rosso Corsa II	2.50	2.60
XB9S Lightning	XB1	1000	2003						2387600	120/70 ZR 17 M/C (58W) TL	Angel GT Fr.	2317600	180/55 ZR 17 M/C (73W) TL	Angel GT	2.50	2.60
XB9S Lightning	XB1	1000	2003						2166900	120/70 ZR 17 M/C (58W) TL	Diablo Supercorsa SP Fr.	2244800	180/55 ZR 17 M/C (73W) TL	Diablo Supercorsa SP	2.50	2.60
XB9S Lightning	XB1	1000	2003						2635200	120/70 ZR 17 M/C (58W) TL	Diablo Rosso III Fr.	2635500	180/55 ZR 17 M/C (73W) TL	Diablo Rosso III	2.50	2.60
XB9S Lightning	XB1	1000	2003						2636000	120/70 ZR 17 M/C (58W) TL	MT 60 RS Fr.	2636100	180/55 ZR 17 M/C (73W) TL	MT 60 RS	2.50	2.60
XB9S Lightning	XB1	1000	2003						2291900	120/70 ZR 17 M/C (58W) TL	Diablo Rosso II K Fr.	2068500	180/55 ZR 17 M/C (73W) TL	Diablo Rosso II	2.50	2.60
XB9S Lightning	XB1	1000	2003						1430700	120/70 ZR 17 M/C (58W) TL	Diablo Fr.	1430000	180/55 ZR 17 M/C (73W) TL	Diablo	2.50	2.60
XB9S Lightning	XB1	1000	2003						1868400	120/70 ZR 17 M/C (58W) TL	Angel ST Fr.	1868500	180/55 ZR 17 M/C (73W) TL	Angel ST	2.50	2.60
XB9SX Lightning City X	XB1	1000	2005					10	3111300	120/70 ZR 17 M/C (58W) TL	Angel GT II Fr.	3112000	180/55 ZR 17 M/C (73W) TL	Angel GT II	2.30	2.50
XB9SX Lightning City X	XB1	1000	2005					10	2812600	120/70 ZR 17 M/C (58W) V3 TL	Diablo Supercorsa SP Fr.	3106800	180/55 ZR 17 M/C (73W) V3 TL	Diablo Supercorsa SP	2.30	2.50
XB9SX Lightning City X	XB1	1000	2005						2526300	120/70 ZR 17 M/C (58W) TL	Scorpion Trail II Fr.	2527400	180/55 ZR 17 M/C (73W) TL	Scorpion Trail II	2.30	2.50
XB9SX Lightning City X	XB1	1000	2005						2387600	120/70 ZR 17 M/C (58W) TL	Angel GT Fr.	2317600	180/55 ZR 17 M/C (73W) TL	Angel GT	2.30	2.50
XB9SX Lightning City X	XB1	1000	2005					10	2906900	120/70 ZR 17 M/C (58W) TL	Diablo Rosso Corsa II Fr.	2907100	180/55 ZR 17 M/C (73W) TL	Diablo Rosso Corsa II	2.30	2.50
XB9SX Lightning City X	XB1	1000	2005						2166900	120/70 ZR 17 M/C (58W) TL	Diablo Supercorsa SP Fr.	2244800	180/55 ZR 17 M/C (73W) TL	Diablo Supercorsa SP	2.30	2.50
XB9SX Lightning City X	XB1	1000	2005						2635200	120/70 ZR 17 M/C (58W) TL	Diablo Rosso III Fr.	2635500	180/55 ZR 17 M/C (73W) TL	Diablo Rosso III	2.30	2.50
XB9SX Lightning City X	XB1	1000	2005						2636000	120/70 ZR 17 M/C (58W) TL	MT 60 RS Fr.	2636100	180/55 ZR 17 M/C (73W) TL	MT 60 RS	2.30	2.50
XB9SX Lightning City X	XB1	1000	2005						2291900	120/70 ZR 17 M/C (58W) TL	Diablo Rosso II K Fr.	2068500	180/55 ZR 17 M/C (73W) TL	Diablo Rosso II	2.30	2.50
XB9SX Lightning City X	XB1	1000	2005						1868400	120/70 ZR 17 M/C (58W) TL	Angel ST Fr.	1868500	180/55 ZR 17 M/C (73W) TL	Angel ST	2.30	2.50
XB9SX Lightning City X	XB1	1000	2005						1430700	120/70 ZR 17 M/C (58W) TL	Diablo Fr.	1430000	180/55 ZR 17 M/C (73W) TL	Diablo	2.30	2.50
CAGIVA																
650 Elefant	1 N	650	1985	1987	10	23	0281800	90/90 - 21 M/C 54H TL			MT 60 Fr.	0284000	130/80 - 17 M/C 65H TL	MT 60	2.10	2.40
650 Elefant	1 N	650	1985	1987	23	1726500	90/90 - 21 M/C 54S TT				Scorpion Trail Fr.	1726900	130/80 - 17 M/C 65S TT	Scorpion Trail	2.10	2.40
900 i.e. Elefant Lucky	1 B	900	1990	1991	10	2526700	100/90 - 19 M/C 57V TL				Scorpion Trail II Fr.	2527000	140/80 R 17 M/C 69V TL	Scorpion Trail II	2.00	2.20



MODEL	TYPE	CC	MY From	MY To	Footnotes	FRONT		REAR		Tread	Tread	IP-Code	Dimension	IP-Code	Dimension	Tread	Pressure Front	Pressure Rear
						IP-Code	Dimension	IP-Code	Dimension									
CAGIVA (continued)																		
900 i.e. Elefant Lucky	1 B	900	1990	1991		10	2865300	100/90 - 19 M/C 57V M+S TL		Scorpion Rally STR Fr.	Scorpion Rally STR	2865500	140/80 R 17 M/C 69V M+S TL		Scorpion Rally STR	2.00	2.20	
900 i.e. Elefant Lucky	1 B	900	1990	1991			0282200	100/90 - 19 M/C 57H TL		MT 60 Fr.	MT 60	0281900	140/80 - 17 M/C 69H TL		MT 60	2.00	2.20	
900 i.e. GT Elefant	1 BE	900	1992	1993		10	2865300	100/90 - 19 M/C 57V M+S TL		Scorpion Rally STR Fr.	Scorpion Rally STR	2865500	140/80 R 17 M/C 69V M+S TL		Scorpion Rally STR	2.00	2.20	
900 i.e. GT Elefant	1 BE	900	1992	1993		10	2526700	100/90 - 19 M/C 57V TL		Scorpion Trail II Fr.	Scorpion Trail II	2527000	140/80 R 17 M/C 69V TL		Scorpion Trail II	2.00	2.20	
900 i.e. GT Elefant	1 BE	900	1992	1993		10	0282200	100/90 - 19 M/C 57H TL		MT 60 Fr.	MT 60	0281900	140/80 - 17 M/C 69H TL		MT 60	2.00	2.20	
Alazzurra 650	3 M	650	1985	1987		10	1419700	100/90 - 18 M/C 56H TL		Sport Demon Fr.	Sport Demon	1404500	110/90 - 18 M/C 61H TL		Sport Demon	2.20	2.50	
Canyon 500	M 1	500	2001			10	2865300	100/90 - 19 M/C 57V M+S TL		Scorpion Rally STR Fr.	Scorpion Rally STR	2865500	140/80 R 17 M/C 69V M+S TL		Scorpion Rally STR	-	-	
Canyon 500	M 1	500	2001			10	2526700	100/90 - 19 M/C 57V TL		Scorpion Trail II Fr.	Scorpion Trail II	2527000	140/80 R 17 M/C 69V TL		Scorpion Trail II	-	-	
Canyon 500	M 1	500	2001			10	0282200	100/90 - 19 M/C 57H TL		MT 60 Fr.	MT 60	0281900	140/80 - 17 M/C 69H TL		MT 60	-	-	
Canyon 600	5 G 1	600	1995			10	2526500	110/80 R 19 M/C 59V TL		Scorpion Trail II Fr.	Scorpion Trail II	2527000	140/80 R 17 M/C 69V TL		Scorpion Trail II	2.10	2.40	
Canyon 600	5 G 1	600	1995			10	2526700	100/90 - 19 M/C 57V TL		Scorpion Trail II Fr.	Scorpion Trail II	2526900	130/80 R 17 M/C 65V TL		Scorpion Trail II	2.10	2.40	
Canyon 600	5 G 1	600	1995			10	2865100	110/80 R 19 M/C 59V M+S TL		Scorpion Rally STR Fr.	Scorpion Rally STR	2865500	140/80 R 17 M/C 69V M+S TL		Scorpion Rally STR	2.10	2.40	
Canyon 600	5 G 1	600	1995			10	2865300	100/90 - 19 M/C 57V M+S TL		Scorpion Rally STR Fr.	Scorpion Rally STR	2865400	130/80 R 17 M/C 65V M+S TL		Scorpion Rally STR	2.10	2.40	
Canyon 600	5 G 1	600	1995			10	2902900	90/90 - 10 50J TL		Angel Scooter	Angel Scooter	2902900	90/90 - 10 50J TL		Angel Scooter	1.50	1.75	
Elefant 750 a.c.	6 B	750	1994	1995		10	2865100	110/80 R 19 M/C 59V M+S TL		Scorpion Rally STR Fr.	Scorpion Rally STR	2865500	140/80 R 17 M/C 69V M+S TL		Scorpion Rally STR	2.00	2.20	
Elefant 750 a.c.	6 B	750	1994	1995		10	2526500	110/80 R 19 M/C 59V TL		Scorpion Trail II Fr.	Scorpion Trail II	2527000	140/80 R 17 M/C 69V TL		Scorpion Trail II	2.00	2.20	
Elefant 750 a.c.	6 B	750	1994	1995		10	2865300	100/90 - 19 M/C 57V M+S TL		Scorpion Rally STR Fr.	Scorpion Rally STR	2865500	140/80 R 17 M/C 69V M+S TL		Scorpion Rally STR	2.00	2.20	
Elefant 750 a.c.	6 B	750	1994	1995		10	2526700	100/90 - 19 M/C 57V TL		Scorpion Trail II Fr.	Scorpion Trail II	2527000	140/80 R 17 M/C 69V TL		Scorpion Trail II	2.00	2.20	
Elefant 750 a.c.	6 B	750	1994	1995		23	0282200	100/90 - 19 M/C 57H TL		MT 60 Fr.	MT 60	0281900	140/80 - 17 M/C 69H TL		MT 60	2.00	2.20	
Elefant 900 a.c.	5 B	900	1993	1995		10	2865300	100/90 - 19 M/C 57V M+S TL		Scorpion Rally STR Fr.	Scorpion Rally STR	2865500	140/80 R 17 M/C 69V M+S TL		Scorpion Rally STR	2.00	2.20	
Elefant 900 a.c.	5 B	900	1993	1995		10	2865100	110/80 R 19 M/C 59V M+S TL		Scorpion Rally STR Fr.	Scorpion Rally STR	2865500	140/80 R 17 M/C 69V M+S TL		Scorpion Rally STR	2.00	2.20	
Elefant 900 a.c.	5 B	900	1993	1995		10	2526500	110/80 R 19 M/C 59V TL		Scorpion Trail II Fr.	Scorpion Trail II	2527000	140/80 R 17 M/C 69V TL		Scorpion Trail II	2.00	2.20	
Elefant 900 a.c.	5 B	900	1993	1995		10	2526700	100/90 - 19 M/C 57V TL		Scorpion Trail II Fr.	Scorpion Trail II	2527000	140/80 R 17 M/C 69V TL		Scorpion Trail II	2.00	2.20	
Elefant 900 a.c.	5 B	900	1993	1995		23	0282200	100/90 - 19 M/C 57H TL		MT 60 Fr.	MT 60	0281900	140/80 - 17 M/C 69H TL		MT 60	2.00	2.20	
Grand Canyon 900	M 3	900	1998	2000		10	2865300	100/90 - 19 M/C 57V M+S TL		Scorpion Rally STR Fr.	Scorpion Rally STR	2865200	150/70 R 17 M/C 69V M+S TL		Scorpion Rally STR	1.80	2.20	
Grand Canyon 900	M 3	900	1998	2000		10	2526700	100/90 - 19 M/C 57V TL		Scorpion Trail II Fr.	Scorpion Trail II	2527100	150/70 R 17 M/C 69V TL		Scorpion Trail II	1.80	2.20	
Mito 125 EV	8P; N3 Vers. AA - AB	125	1999	2005		10	3657000	110/70 ZR 17 M/C 54W V3 TL		Diablo Supercorsa SP Fr.	Diablo Supercorsa SP	3657200	150/60 ZR 17 M/C 66W V3 TL		Diablo Supercorsa SP	2.10	2.30	
Mito 125 EV	8P; N3 Vers. AA - AB	125	1999	2005		27	2635000	110/70 ZR 17 M/C 54W TL		Diablo Rosso III Fr.	Diablo Rosso III	2635300	150/60 ZR 17 M/C 66W TL		Diablo Rosso III	2.10	2.30	
Mito 125 EV	8P; N3 Vers. AA - AB	125	1999	2005		27	2069900	110/70 ZR 17 M/C 54W TL		Diablo Rosso II Fr.	Diablo Rosso II	2070100	150/60 ZR 17 M/C 66W TL		Diablo Rosso II	2.10	2.30	
Mito 125 EV; Mito SP 525	N3	125	2004			10	3657000	110/70 ZR 17 M/C 54W V3 TL		Diablo Supercorsa SP Fr.	Diablo Supercorsa SP	3657200	150/60 ZR 17 M/C 66W V3 TL		Diablo Supercorsa SP	-	-	
Mito 125 EV; Mito SP 525	N3	125	2004				2635000	110/70 ZR 17 M/C 54W TL		Diablo Rosso III Fr.	Diablo Rosso III	2635300	150/60 ZR 17 M/C 66W TL		Diablo Rosso III	-	-	
Mito 125 EV; Mito SP 525	N3	125	2004				2069900	110/70 ZR 17 M/C 54W TL		Diablo Rosso II Fr.	Diablo Rosso II	2070100	150/60 ZR 17 M/C 66W TL		Diablo Rosso II	-	-	
Mito 125; EV	8P	125	1990	1998		27	2046800	110/70 - 17 M/C 54H TL		Sport Demon Fr.	Sport Demon	2589600	140/70 - 17 M/C 66H TL		Sport Demon	2.10	2.30	
Mito 125; EV	8P	125	1990	1998		27	2583900	100/80 - 17 M/C 52H TL		Sport Demon Fr.	Sport Demon	2589600	140/70 - 17 M/C 66H TL		Sport Demon	2.10	2.30	
Mito 125; EV	8P	125	1990	1998		10	27	2580800	100/80 - 17 M/C 52S TL		Angel City Fr.	3566600	140/70 - 17 M/C 66S TL		Angel City	2.10	2.30	
Mito 125; EV	8P	125	1990	1998		10	27	2022000	110/70 - 17 M/C 54S TL		Angel City	3566600	140/70 - 17 M/C 66S TL		Angel City	2.10	2.30	
Mito 125; EV	8P	125	1990	1998		10	27	3657000	110/70 ZR 17 M/C 54W V3 TL		Diablo Supercorsa SP Fr.	3657100	140/70 ZR 17 M/C 66W V3 TL		Diablo Supercorsa SP	2.10	2.30	
Mito 125; EV	8P	125	1990	1998		10	27	2854900	110/70 R 17 M/C 54H TL		Diablo Rosso III Fr.	2855000	140/70 R 17 M/C 66H TL		Diablo Rosso III	2.10	2.30	
Mito 125; EV	8P	125	1990	1998		27	2635100	120/60 ZR 17 M/C (55W) TL		Diablo Rosso III Fr.	Diablo Rosso III	2635300	150/60 ZR 17 M/C 66W TL		Diablo Rosso III	2.10	2.30	
Mito 125; EV	8P	125	1990	1998		27	2070000	120/60 ZR 17 M/C (55W) TL		Diablo Rosso II Fr.	Diablo Rosso II	2070100	150/60 ZR 17 M/C 66W TL		Diablo Rosso II	2.10	2.30	
Mito 125; EV	8P	125	1990	1998		27	2072500	110/70 R 17 M/C 54H TL		Diablo Rosso II Fr.	Diablo Rosso II	2055400	140/70 R 17 M/C 66H TL		Diablo Rosso II	2.10	2.30	
Passing 110	6 P	110				23	2903000	3.50 - 10 59J reinf. TL		Angel Scooter	Angel Scooter	2903000	3.50 - 10 59J reinf. TL		Angel Scooter	1.80	2.00	
Planet 125	N 1	125				10	3657000	110/70 ZR 17 M/C 54W V3 TL		Diablo Supercorsa SP Fr.	Diablo Supercorsa SP	3657200	150/60 ZR 17 M/C 66W V3 TL		Diablo Supercorsa SP	-	-	
Planet 125	N 1	125				10	2808100	110/70 R 17 M/C 54H M+S TL		Scorpion Rally STR Fr.	Scorpion Rally STR	2808200	150/60 R 17 M/C 66H M+S TL		Scorpion Rally STR	-	-	
Planet 125	N 1	125				10	2854900	110/70 R 17 M/C 54H TL		Diablo Rosso III Fr.	Diablo Rosso III	2855100	150/60 R 17 M/C 66H TL		Diablo Rosso III	-	-	
Planet 125	N 1	125					2635000	110/70 ZR 17 M/C 54W TL		Diablo Rosso III Fr.	Diablo Rosso III	2635300	150/60 ZR 17 M/C 66W TL		Diablo Rosso III	-	-	
Planet 125	N 1	125					2069900	110/70 ZR 17 M/C 54W TL		Diablo Rosso II Fr.	Diablo Rosso II	2070100	150/60 ZR 17 M/C 66W TL		Diablo Rosso II	-	-	
Planet 125	N 1	125				10	2433400	110/70 R 17 M/C 54H TL		MT 60 RS Fr.	MT 60 RS	2433500	150/60 R 17 M/C 66H TL		MT 60 RS	-	-	

CAGIVA (continued)

Planet 125	N 1	125	1997	2027500	110/70 R 17 M/C 54H TL	Diablo Rosso II Fr.	2210500	150/60 R 17 M/C 66H TL	Diablo Rosso II	-
Progress		50	2000	2771400	130/60 - 13 M/C 60P reinf.TL	Angel Scooter	2771400	130/60 - 13 M/C 60P reinf.TL	Angel Scooter	1.60
Raptor / V-Raptor 1000; Xtra-Raptor 1000	M 2	1000	2000	3111300	120/70 ZR 17 M/C (58W) TL	Angel GT II Fr.	3112000	180/55 ZR 17 M/C (73W) TL	Angel GT II	2.50
Raptor / V-Raptor 1000; Xtra-Raptor 1000	M 2	1000	2000	2526300	120/70 ZR 17 M/C (58W) TL	Scorpion Trail II Fr.	2527400	180/55 ZR 17 M/C (73W) TL	Scorpion Trail II	2.50
Raptor / V-Raptor 1000; Xtra-Raptor 1000	M 2	1000	2000	2387600	120/70 ZR 17 M/C (58W) TL	Angel GT Fr.	2317600	180/55 ZR 17 M/C (73W) TL	Angel GT	2.50
Raptor / V-Raptor 1000; Xtra-Raptor 1000	M 2	1000	2000	2906900	120/70 ZR 17 M/C (58W) TL	Diablo Rosso Corsa II Fr.	2907100	180/55 ZR 17 M/C (73W) TL	Diablo Rosso Corsa II	2.50
Raptor / V-Raptor 1000; Xtra-Raptor 1000	M 2	1000	2000	2635200	120/70 ZR 17 M/C (58W) TL	Diablo Rosso III Fr.	2635500	180/55 ZR 17 M/C (73W) TL	Diablo Rosso III	2.50
Raptor / V-Raptor 1000; Xtra-Raptor 1000	M 2	1000	2000	2636000	120/70 ZR 17 M/C (58W) TL	MT 60 RS Fr.	2636100	180/55 ZR 17 M/C (73W) TL	MT 60 RS	2.50
Raptor / V-Raptor 1000; Xtra-Raptor 1000	M 2	1000	2000	1430700	120/70 ZR 17 M/C (58W) TL	Diablo Fr.	1430000	180/55 ZR 17 M/C (73W) TL	Diablo	2.50
Raptor / V-Raptor 650; Raptor 650le	M 2	650	2001	3111300	120/70 ZR 17 M/C (58W) TL	Angel GT II Fr.	3111700	160/60 ZR 17 M/C (69W) TL	Angel GT II	2.50
Raptor / V-Raptor 650; Raptor 650le	M 2	650	2001	2987600	120/70 ZR 17 M/C (58W) TL	Angel GT Fr.	2317400	160/60 ZR 17 M/C (69W) TL	Angel GT	2.50
Raptor / V-Raptor 650; Raptor 650le	M 2	650	2001	2906900	120/70 ZR 17 M/C (58W) TL	Diablo Rosso Corsa II Fr.	2907000	160/60 ZR 17 M/C (69W) TL	Diablo Rosso Corsa II	2.50
Raptor / V-Raptor 650; Raptor 650le	M 2	650	2001	2635200	120/70 ZR 17 M/C (58W) TL	Diablo Rosso III Fr.	2635400	160/60 ZR 17 M/C (69W) TL	Diablo Rosso III	2.50
Raptor / V-Raptor 650; Raptor 650le	M 2	650	2001	1430700	120/70 ZR 17 M/C (58W) TL	Diablo Fr.	1430400	160/60 ZR 17 M/C (69W) TL	Diablo	2.50
Raptor 125	N 3	125	2004	3657000	110/70 ZR 17 M/C 54W V3 TL	Diablo Supercorsa SP Fr.	3657200	150/60 ZR 17 M/C 66W V3 TL	Diablo Supercorsa SP	-
Raptor 125	N 3	125	2004	2808100	110/70 R 17 M/C 54H M+S TL	Scorpion Rally STR Fr.	2808200	150/60 R 17 M/C 66H M+S TL	Scorpion Rally STR	-
Raptor 125	N 3	125	2004	2854900	110/70 R 17 M/C 54H TL	Diablo Rosso III Fr.	2855100	150/60 R 17 M/C 66H TL	Diablo Rosso III	-
Raptor 125	N 3	125	2004	2635000	110/70 ZR 17 M/C 54W TL	Diablo Rosso III Fr.	2635300	150/60 ZR 17 M/C 66W TL	Diablo Rosso III	-
Raptor 125	N 3	125	2004	2069900	110/70 ZR 17 M/C 54W TL	Diablo Rosso II Fr.	2070100	150/60 ZR 17 M/C 66W TL	Diablo Rosso II	-
Raptor 125	N 3	125	2004	2433400	110/70 R 17 M/C 54H TL	MT 60 RS Fr.	2433500	150/60 R 17 M/C 66H TL	MT 60 RS	-
River 500		500	1999	1343000	110/80 - 17 M/C 57H TL	Sport Demon Fr.	2589600	140/70 - 17 M/C 66H TL	Sport Demon	-
River 600	3 G	600	1995	1343000	110/80 - 17 M/C 57H TL	Sport Demon Fr.	2589600	140/70 - 17 M/C 66H TL	Sport Demon	2.00
River 600	3 G	600	1995	1343000	110/80 - 17 M/C 57H TL	Sport Demon Fr.	1343300	150/70 - 17 M/C 69H TL	Sport Demon	2.00
SST 125; Aletta Electra 125		125		2375600	3.00 - 18 M/C 47S TL	City Demon Fr.	2584100	3.50 - 18 M/C 62P reinf.TT	City Demon	1.50
Super City 50; 80		50		2770600	100/80 - 16 M/C 50P TL	Angel Scooter Fr.	2772000	120/80 - 16 M/C 60P TL	Angel Scooter	-
Supercity	2 F	125	1992	3657000	110/70 ZR 17 M/C 54W V3 TL	Diablo Supercorsa SP Fr.	3657200	150/60 ZR 17 M/C 66W V3 TL	Diablo Supercorsa SP	1.90
Supercity	2 F	125	1992	2854900	110/70 R 17 M/C 54H TL	Diablo Rosso III Fr.	2855100	150/60 R 17 M/C 66H TL	Diablo Rosso III	1.90
Supercity	2 F	125	1992	2808100	110/70 R 17 M/C 54H M+S TL	Scorpion Rally STR Fr.	2808200	150/60 R 17 M/C 66H M+S TL	Scorpion Rally STR	1.90
Supercity	2 F	125	1992	2635000	110/70 ZR 17 M/C 54W TL	Diablo Rosso III Fr.	2635300	150/60 ZR 17 M/C 66W TL	Diablo Rosso III	1.90
Supercity	2 F	125	1992	2433400	110/70 R 17 M/C 54H TL	MT 60 RS Fr.	2433500	150/60 R 17 M/C 66H TL	MT 60 RS	2.00
Supercity	2 F	125	1992	2069900	110/70 ZR 17 M/C 54W TL	Diablo Rosso II Fr.	2070100	150/60 ZR 17 M/C 66W TL	Diablo Rosso II	2.00
Supercity	2 F	125	1992	2072500	110/70 R 17 M/C 54H TL	Diablo Rosso II Fr.	2210500	150/60 R 17 M/C 66H TL	Diablo Rosso II	2.00
W 12	2 N1	350	1993	2526800	90/90 - 21 M/C 54V TL	Scorpion Trail II Fr.	2526900	130/80 R 17 M/C 65V TL	Scorpion Trail II	1.80
W 12	2 N1	350	1993	1726500	90/90 - 21 M/C 54S TT	Scorpion Trail Fr.	1726900	130/80 - 17 M/C 65S TT	Scorpion Trail	1.80
W 12	2 N1	350	1993	0281800	90/90 - 21 M/C 54H TL	MT 60 Fr.	0284000	130/80 - 17 M/C 65H TL	MT 60	2.00
W 16	2 G / 2 G 1	600	1994	2526800	90/90 - 21 M/C 54V TL	Scorpion Trail II Fr.	2526900	130/80 R 17 M/C 65V TL	Scorpion Trail II	1.80
W 16	2 G / 2 G 1	600	1994	1726500	90/90 - 21 M/C 54S TT	Scorpion Trail Fr.	1726900	130/80 - 17 M/C 65S TT	Scorpion Trail	1.80
W 16	2 G / 2 G 1	600	1994	0281800	90/90 - 21 M/C 54H TL	MT 60 Fr.	0284000	130/80 - 17 M/C 65H TL	MT 60	2.00
W 8	9 PE	125	1992	1005200	90/90 - 21 M/C 54S TT	MT 90 Front A/T	1004600	120/80 - 18 M/C 62S TT	MT 90 A/T	1.50
W 8	9 PE	125	1992	3745900	90/90 - 21 M/C 54R TT	MT 21 Fr.	0342400	120/90 - 18 M/C 65R TT	MT 21	1.50
CPI										
Aragon GP 125		125	2007	2769700	120/70 - 12 51P TL	Angel Scooter Fr.	2771000	130/70 - 12 62P reinf.TL	Angel Scooter	-
Aragon GP 125		125	2007	2925400	120/70 - 12 58P reinf.TL	Diablo Rosso Scooter	2925500	130/70 - 12 62P reinf.TL	Diablo Rosso Scooter	-
Aragon GP 50; Paddock; Club		50	2007	2769700	120/70 - 12 51P TL	Angel Scooter Fr.	2771000	130/70 - 12 62P reinf.TL	Angel Scooter	1.70
Aragon GP 50; Paddock; Club		50	2007	2925400	120/70 - 12 58P reinf.TL	Diablo Rosso Scooter	2925500	130/70 - 12 62P reinf.TL	Diablo Rosso Scooter	1.70
Oliver City 125		125	2006	2769700	120/70 - 12 51P TL	Angel Scooter Fr.	2771000	130/70 - 12 62P reinf.TL	Angel Scooter	-
Oliver City 125		125	2006	2925400	120/70 - 12 58P reinf.TL	Diablo Rosso Scooter	2925500	130/70 - 12 62P reinf.TL	Diablo Rosso Scooter	-
Oliver City; Sport 50		50	2005	2769700	120/70 - 12 51P TL	Angel Scooter Fr.	2771000	130/70 - 12 62P reinf.TL	Angel Scooter	-
Oliver City; Sport 50		50	2005	2925400	120/70 - 12 58P reinf.TL	Diablo Rosso Scooter	2925500	130/70 - 12 62P reinf.TL	Diablo Rosso Scooter	-
Supercross 50		50	2005	1005200	90/90 - 21 M/C 54S TT	MT 90 Front A/T	1004500	110/80 - 18 M/C 58S TT	MT 90 A/T	1.40
Supercross 50		50	2005	3745900	90/90 - 21 M/C 54R TT	MT 21 Fr.	0341500	110/80 - 18 M/C 58P TT	MT 21	1.40
Supermoto 50		50	2005	1343000	110/80 - 17 M/C 57H TL	Sport Demon Fr.	2589500	130/70 - 17 M/C 62H TL	Sport Demon	-



MODEL	TYPE	CC	MY From	MY To	Footnotes	FRONT			REAR			Pressure	
						IP-Code	Dimension	Tread	IP-Code	Dimension	Tread	Front	Rear
CPI (continued)													
Supermoto 50; Black Tiger		50	2007			1343000	110/80 - 17 M/C 57H TL	Sport Demon Fr.	2589500	130/70 - 17 M/C 62H TL	Sport Demon	1.80	2.00
Supermoto SMX		50	2007			1343000	110/80 - 17 M/C 57H TL	Sport Demon Fr.	2589500	130/70 - 17 M/C 62H TL	Sport Demon	-	-
CZ													
125	488	125				1966900	2.75 - 18 M/C 42P TL	City Demon Fr.	3745300	3.00 - 18 M/C 52P reinf.TL	City Demon	1.60	2.10
180	487	175				1966900	2.75 - 18 M/C 42P TL	City Demon Fr.	3745300	3.00 - 18 M/C 52P reinf.TL	City Demon	1.60	2.10
Roland 125/180		125				1966900	2.75 - 18 M/C 42P TL	City Demon Fr.	3745300	3.00 - 18 M/C 52P reinf.TL	City Demon	1.60	2.10
DAELIM													
A Four		50	2006			2769700	120/70 - 12 51P TL	Angel Scooter Fr.	2771000	130/70 - 12 62P reinf.TL	Angel Scooter	-	-
A Four		50	2006			2925400	120/70 - 12 58P reinf.TL	Diablo Rosso Scooter	2925500	130/70 - 12 62P reinf.TL	Diablo Rosso Scooter	-	-
Altino		100	1997			1966900	2.75 - 18 M/C 42P TL	City Demon Fr.	3745300	3.00 - 18 M/C 52P reinf.TL	City Demon	1.80	2.00
Besbi 125		125	2008			2903000	3.50 - 10 59J reinf.TL	Angel Scooter	2903000	3.50 - 10 59J reinf.TL	Angel Scooter	2.00	2.25
Daystar 125		125	2000			1419300	90/90 - 18 M/C 51H TT	City Demon Fr.	1545600	130/90 - 15 M/C 66S TL	City Demon	1.75	2.25
Defino 100		100	2000			2903100	100/90 - 10 56J TL	Angel Scooter	2903100	100/90 - 10 56J TL	Angel Scooter	-	-
E Five		50	2006			0791900	130/90 - 10 61J TL	SL 26	0791900	130/90 - 10 61J TL	SL 26	-	-
E Five		50	2006			0550800	130/90 - 10 61J TL	SL 60	0550800	130/90 - 10 61J TL	SL 60	-	-
Freewing 125 FI		125	2008			2769700	120/70 - 12 51P TL	Angel Scooter Fr.	2771000	130/70 - 12 62P reinf.TL	Angel Scooter	2.00	2.25
Freewing 125 FI		125	2008			2925400	120/70 - 12 58P reinf.TL	Diablo Rosso Scooter	2925500	130/70 - 12 62P reinf.TL	Diablo Rosso Scooter	2.00	2.25
History		125	2002			2769700	120/70 - 12 51P TL	Angel Scooter Fr.	2771000	130/70 - 12 62P reinf.TL	Angel Scooter	2.00	2.25
History		125	2002			2925400	120/70 - 12 58P reinf.TL	Diablo Rosso Scooter	2925500	130/70 - 12 62P reinf.TL	Diablo Rosso Scooter	2.00	2.25
Message 50		50	1997			2902900	90/90 - 10 50J TL	Angel Scooter	2902900	90/90 - 10 50J TL	Angel Scooter	1.50	2.00
NS 125 DLX		125	2002			2769700	120/70 - 12 51P TL	Angel Scooter Fr.	2771000	130/70 - 12 62P reinf.TL	Angel Scooter	-	-
NS 125 DLX		125	2002			2925400	120/70 - 12 58P reinf.TL	Diablo Rosso Scooter	2925500	130/70 - 12 62P reinf.TL	Diablo Rosso Scooter	-	-
NS-125 Fellow		125	1997		26	2771400	130/60 - 13 M/C 60P reinf.TL	Angel Scooter	2771400	130/60 - 13 M/C 60P reinf.TL	Angel Scooter	1.80	2.50
Otello 125		125			26	2771400	130/60 - 13 M/C 60P reinf.TL	Angel Scooter	2771400	130/60 - 13 M/C 60P reinf.TL	Angel Scooter	-	-
Otello 125		125				2770100	120/70 - 13 M/C 53P TL	Angel Scooter Fr.	2771400	130/60 - 13 M/C 60P reinf.TL	Angel Scooter	-	-
Otello 125 FI		125	2008			2769700	120/70 - 12 51P TL	Angel Scooter Fr.	2771000	130/70 - 12 62P reinf.TL	Angel Scooter	-	-
Otello 125 FI		125	2008			2925400	120/70 - 12 58P reinf.TL	Diablo Rosso Scooter	2925500	130/70 - 12 62P reinf.TL	Diablo Rosso Scooter	-	-
S - Five 50		50				0550800	130/90 - 10 61J TL	SL 60	0550800	130/90 - 10 61J TL	SL 60	1.75	2.25
S - Five 50		50				0791900	130/90 - 10 61J TL	SL 26	0791900	130/90 - 10 61J TL	SL 26	1.75	2.25
S2 125ccm		125	2006			2769700	120/70 - 12 51P TL	Angel Scooter Fr.	2771000	130/70 - 12 62P reinf.TL	Angel Scooter	-	-
S2 125ccm		125	2006			2925400	120/70 - 12 58P reinf.TL	Diablo Rosso Scooter	2925500	130/70 - 12 62P reinf.TL	Diablo Rosso Scooter	-	-
S2 250ccm		250	2006			2769700	120/70 - 12 51P TL	Angel Scooter Fr.	2771300	140/60 - 13 M/C 63P reinf.TL	Angel Scooter	-	-
S2 125 FI		125	2007			2769700	120/70 - 12 51P TL	Angel Scooter Fr.	2771000	130/70 - 12 62P reinf.TL	Angel Scooter	-	-
S2 125 FI		125	2007			2925400	120/70 - 12 58P reinf.TL	Diablo Rosso Scooter	2925500	130/70 - 12 62P reinf.TL	Diablo Rosso Scooter	-	-
S3 125 FI		125				2770300	120/70 - 14 M/C 56P TL	Angel Scooter Fr.	2771300	140/60 - 13 M/C 63P reinf.TL	Angel Scooter	-	-
S-Five		50	2002			2769700	120/70 - 12 51P TL	Angel Scooter Fr.	2771000	130/70 - 12 62P reinf.TL	Angel Scooter	-	-
S-Five		50	2002			2925400	120/70 - 12 58P reinf.TL	Diablo Rosso Scooter	2925500	130/70 - 12 62P reinf.TL	Diablo Rosso Scooter	-	-
U3 125 FI		125	2007		26	2771400	130/60 - 13 M/C 60P reinf.TL	Angel Scooter	2771400	130/60 - 13 M/C 60P reinf.TL	Angel Scooter	-	-
DERBI													
Atlantis		50	2001			2769700	120/70 - 12 51P TL	Angel Scooter Fr.	2770900	120/70 - 12 58P reinf.TL	Angel Scooter	-	-
Atlantis		50	2001			2925400	120/70 - 12 58P reinf.TL	Diablo Rosso Scooter	2925400	120/70 - 12 58P reinf.TL	Diablo Rosso Scooter	-	-
Atlantis 100		100	2003			2769700	120/70 - 12 51P TL	Angel Scooter Fr.	2770900	120/70 - 12 58P reinf.TL	Angel Scooter	-	-
Atlantis 100		100	2003			2925400	120/70 - 12 58P reinf.TL	Diablo Rosso Scooter	2925400	120/70 - 12 58P reinf.TL	Diablo Rosso Scooter	-	-
Atlantis 50 (4-Stroke)		50	2007		26	2771400	130/60 - 13 M/C 60P reinf.TL	Angel Scooter	2771400	130/60 - 13 M/C 60P reinf.TL	Angel Scooter	1.90	2.10
Atlantis Air / LC		50	2003			2769700	120/70 - 12 51P TL	Angel Scooter Fr.	2770900	120/70 - 12 58P reinf.TL	Angel Scooter	-	-
Atlantis Air / LC		50	2003			2925400	120/70 - 12 58P reinf.TL	Diablo Rosso Scooter	2925400	120/70 - 12 58P reinf.TL	Diablo Rosso Scooter	-	-
Aventura		50	1996		26	2771400	130/60 - 13 M/C 60P reinf.TL	Angel Scooter	2771400	130/60 - 13 M/C 60P reinf.TL	Angel Scooter	1.60	2.00
Boulevard 125; 150		125	2003		26	2771400	130/60 - 13 M/C 60P reinf.TL	Angel Scooter	2771400	130/60 - 13 M/C 60P reinf.TL	Angel Scooter	-	-

DERBI (continued)

Dirt Boy 10										Scorpion MX Mid Soft 32 Fr.	1664400	2.75 - 10 NHS TT		Scorpion MX Mid Soft 32	-	-
Furax										Angel Scooter	2771400	130/60 - 13 M/C 60P reinf. TL	Angel Scooter	1.60	2.00	
GP Series / GP1										Angel Scooter	2771400	130/60 - 13 M/C 60P reinf. TL	Angel Scooter	-	-	
GP1 125										Angel Scooter Fr.	2771500	140/60 - 14 M/C 64P reinf. TL	Angel Scooter	2.00	2.20	
GP1 250										Angel Scooter Fr.	2771500	140/60 - 14 M/C 64P reinf. TL	Angel Scooter	2.00	2.20	
GP1 50										Angel Scooter Fr.	2771400	130/60 - 13 M/C 60P reinf. TL	Angel Scooter	-	-	
GP1 50 Open										Angel Scooter Fr.	2771300	140/60 - 13 M/C 63P reinf. TL	Angel Scooter	2.00	2.20	
GP1 V2 Race										Angel Scooter Fr.	2771500	140/60 - 14 M/C 64P reinf. TL	Angel Scooter	2.00	2.20	
GPR 125										Sport Demon Fr.	2589600	140/70 - 17 M/C 66H TL	Sport Demon	-	-	
GPR 125										Angel City	3566600	140/70 - 17 M/C 66S TL	Angel City	-	-	
GPR 125 Racing; Nude; ST										Sport Demon Fr.	2589600	140/70 - 17 M/C 66H TL	Sport Demon	-	-	
GPR 50 Racing; Nude; ST										Angel City Fr.	3243400	130/70 - 17 M/C 62S TL	Angel City	-	-	
GPR 50 Racing; Nude; ST										Sport Demon Fr.	2589500	130/70 - 17 M/C 62H TL	Sport Demon	-	-	
GPR Nude; Racing 50										Sport Demon Fr.	2589500	130/70 - 17 M/C 62H TL	Sport Demon	-	-	
Hunter 25										Angel Scooter	0791900	130/90 - 10 61J TL	SL 26	1.60	2.25	
Hunter 50										Angel Scooter	0791900	130/90 - 10 61J TL	SL 26	1.60	2.25	
Manhattan										Angel Scooter	2771400	130/60 - 13 M/C 60P reinf. TL	Angel Scooter	1.60	2.25	
Mulhacen 125										Sport Demon Fr.	1343200	130/80 - 17 M/C 65H TL	Sport Demon	2.00	2.10	
Mulhacen 125 Cafe										Sport Demon Fr.	2589500	130/70 - 17 M/C 62H TL	Sport Demon	2.00	2.20	
Mulhacen 125 Cafe										Angel City Fr.	3243400	130/70 - 17 M/C 62S TL	Angel City	2.00	2.20	
Mulhacen 659										MT 90 A/T	1421900	150/70 R 18 M/C 70V TL	MT 90 A/T	-	-	
Mulhacen 659 Cafe										Diablo Supercorsa SP Fr.	3657200	150/60 ZR 17 M/C 66W V3 TL	Diablo Supercorsa SP	-	-	
Mulhacen 659 Cafe										Scorpion Rally STR Fr.	2808200	150/60 R 17 M/C 66H M+S TL	Scorpion Rally STR	-	-	
Mulhacen 659 Cafe										Diablo Rosso III Fr.	2635300	150/60 ZR 17 M/C 66W TL	Diablo Rosso III	-	-	
Mulhacen 659 Cafe										Diablo Rosso II Fr.	2210500	150/60 R 17 M/C 66H TL	Diablo Rosso II	-	-	
Mulhacen 659 Cafe										Diablo Rosso II K Fr.	2070100	150/60 ZR 17 M/C 66W TL	Diablo Rosso II	-	-	
Paddock										Angel Scooter	2771400	130/60 - 13 M/C 60P reinf. TL	Angel Scooter	1.60	2.00	
Predator LC										Angel Scooter Fr.	2771400	130/60 - 13 M/C 60P reinf. TL	Angel Scooter	-	-	
Predator O2										Angel Scooter	2771400	130/60 - 13 M/C 60P reinf. TL	Angel Scooter	-	-	
Senda 125 Adventure										Scorpion Trail Fr.	1726900	130/80 - 17 M/C 65S TT	Scorpion Trail	2.00	2.10	
Senda 125 Cross City										Sport Demon Fr.	1343200	130/80 - 17 M/C 65H TL	Sport Demon	1.90	2.20	
Senda 125 SM Baja										Angel City Fr.	3243400	130/70 - 17 M/C 62S TL	Angel City	-	-	
Senda 125 SM Baja										Sport Demon Fr.	2589500	130/70 - 17 M/C 62H TL	Sport Demon	-	-	
Senda 125 Terra										Sport Demon Fr.	1343200	130/80 - 17 M/C 65H TL	Sport Demon	2.00	2.10	
Senda 50 R DRD										MT 90 Front A/T	1004500	110/80 - 18 M/C 58S TT	MT 90 A/T	-	-	
Senda 50 R DRD										MT 21 Fr.	0341500	110/80 - 18 M/C 58P TT	MT 21	-	-	
Senda 50 SM DRD										Angel City Fr.	3243400	130/70 - 17 M/C 62S TL	Angel City	-	-	
Senda 50 SM DRD										Sport Demon Fr.	2589500	130/70 - 17 M/C 62H TL	Sport Demon	-	-	
Senda R X-treme										MT 90 Front A/T	1004500	110/80 - 18 M/C 58S TT	MT 90 A/T	-	-	
Senda R X-treme										MT 21 Fr.	0341500	110/80 - 18 M/C 58P TT	MT 21	-	-	
Senda SM 125 -4 T '04										Sport Demon Fr.	2589500	130/70 - 17 M/C 62H TL	Sport Demon	-	-	
Senda SM 125 -4 T '04										Angel City Fr.	3243400	130/70 - 17 M/C 62S TL	Angel City	-	-	
Senda SM Extreme; Racer; DRD; Black Edi.										Sport Demon Fr.	1343200	130/80 - 17 M/C 65H TL	Sport Demon	-	-	
VAMOS 25										Angel Scooter	2903200	3.00 - 10 50J reinf. TL	Angel Scooter	2.00	2.25	
VAMOS 25										SC 30	0401900	3.00 - 10 42J	SC 30	2.00	2.25	
VAMOS 50										SL 38 UNICO	2583700	100/80 - 10 53L TL	SL 38 UNICO	2.00	2.25	
VAMOS 50										SL 26	0531800	100/80 - 10 53J TL	SL 26	2.00	2.25	
Vamos VL; FLN; SE										SL 38 UNICO	2583700	100/80 - 10 53L TL	SL 38 UNICO	2.00	2.25	
Vamos VL; FLN; SE										SL 26	0531800	100/80 - 10 53J TL	SL 26	2.00	2.25	
DUCAPI																
1000 Supersport; DS										Angel GT II Fr.	3112000	180/55 ZR 17 M/C (73W) TL	Angel GT II	2.20	2.40	
1000 Supersport; DS										Angel GT II Fr.	3111900	170/60 ZR 17 M/C (72W) TL	Angel GT II	2.20	2.40	



MODEL	TYPE	CC	MY From	MY To	Footnotes	FRONT			REAR			Pressure		
						IP-Code	Dimension	Tread	IP-Code	Dimension	Tread	Front	Rear	
DUCATI (continued)														
1000 Supersport; DS	V5; 03	1000	2003			10	2812600	120/70 ZR 17 M/C (58W) V3 TL	Diablo Supercorsa SP Fr.	3106800	180/55 ZR 17 M/C (73W) V3 TL	Diablo Supercorsa SP	2.20	2.40
1000 Supersport; DS	V5; 03	1000	2003				2387600	120/70 ZR 17 M/C (58W) TL	Angel GT Fr.	2317600	180/55 ZR 17 M/C (73W) TL	Angel GT	2.20	2.40
1000 Supersport; DS	V5; 03	1000	2003				2166900	120/70 ZR 17 M/C (58W) TL	Diablo Supercorsa SP Fr.	2244800	180/55 ZR 17 M/C (73W) TL	Diablo Supercorsa SP	2.20	2.40
1000 Supersport; DS	V5; 03	1000	2003			10	2906900	120/70 ZR 17 M/C (58W) TL	Diablo Rosso Corsa II Fr.	2907100	180/55 ZR 17 M/C (73W) TL	Diablo Rosso Corsa II	2.20	2.40
1000 Supersport; DS	V5; 03	1000	2003				2387600	120/70 ZR 17 M/C (58W) TL	Angel GT Fr.	2317500	170/60 ZR 17 M/C (72W) TL	Angel GT	2.20	2.40
1000 Supersport; DS	V5; 03	1000	2003				2635200	120/70 ZR 17 M/C (58W) TL	Diablo Rosso III Fr.	2635500	180/55 ZR 17 M/C (73W) TL	Diablo Rosso III	2.20	2.40
1000 Supersport; DS	V5; 03	1000	2003				1734600	120/70 ZR 17 M/C (58W) TL	Diablo Rosso Corsa Fr.	1927700	180/55 ZR 17 M/C (73W) TL	Diablo Rosso Corsa	2.20	2.40
1000 Supersport; DS	V5; 03	1000	2003				2291900	120/70 ZR 17 M/C (58W) TL	Diablo Rosso II K Fr.	2070300	170/60 ZR 17 M/C (72W) TL	Diablo Rosso II	2.20	2.40
1000 Supersport; DS	V5; 03	1000	2003				1868400	120/70 ZR 17 M/C (58W) TL	Angel ST Fr.	1968500	180/55 ZR 17 M/C (73W) TL	Angel ST	2.20	2.40
1000 Supersport; DS	V5; 03	1000	2003				2291900	120/70 ZR 17 M/C (58W) TL	Diablo Rosso II K Fr.	2068500	180/55 ZR 17 M/C (73W) TL	Diablo Rosso II	2.20	2.40
1000 Supersport; DS	V5; 03	1000	2003				1430700	120/70 ZR 17 M/C (58W) TL	Diablo Fr.	1430000	180/55 ZR 17 M/C (73W) TL	Diablo	2.20	2.40
1098; 1198 (all versions)	H7 / 00-04	1200	2007			10	3111300	120/70 ZR 17 M/C (58W) TL	Angel GT II Fr.	3112400	190/55 ZR 17 M/C (75W) TL	Angel GT II	2.40	2.60
1098; 1198 (all versions)	H7 / 00-04	1200	2007				2906900	120/70 ZR 17 M/C (58W) TL	Diablo Rosso Corsa II Fr.	2907400	190/55 ZR 17 M/C (75W) TL	Diablo Rosso Corsa II	2.40	2.60
1098; 1198 (all versions)	H7 / 00-04	1200	2007			10	2387600	120/70 ZR 17 M/C (58W) TL	Angel GT Fr.	2317800	190/55 ZR 17 M/C (75W) TL	Angel GT	2.40	2.60
1098; 1198 (all versions)	H7 / 00-04	1200	2007				2166900	120/70 ZR 17 M/C (58W) TL	Diablo Supercorsa SP Fr.	2304500	190/55 ZR 17 M/C (75W) TL	Diablo Supercorsa SP	2.40	2.60
1098; 1198 (all versions)	H7 / 00-04	1200	2007			10	2812600	120/70 ZR 17 M/C (58W) V3 TL	Diablo Supercorsa SP Fr.	3115100	190/55 ZR 17 M/C (75W) V3 TL	Diablo Supercorsa SP	2.40	2.60
1098; 1198 (all versions)	H7 / 00-04	1200	2007				2635200	120/70 ZR 17 M/C (58W) TL	Diablo Rosso III Fr.	2635800	190/55 ZR 17 M/C (75W) TL	Diablo Rosso III	2.40	2.60
1098; 1198 (all versions)	H7 / 00-04	1200	2007				2291900	120/70 ZR 17 M/C (58W) TL	Diablo Rosso II K Fr.	2068700	190/55 ZR 17 M/C (75W) TL	Diablo Rosso II	2.40	2.60
1199 Panigale R	H9-00	1199	2015			10	2812600	120/70 ZR 17 M/C (58W) V3 TL	Diablo Supercorsa SP Fr.	3310700	200/55 ZR 17 M/C (78W) V3 TL	Diablo Supercorsa SP	2.20	2.10
1199 Panigale R	H9-00	1199	2015				2166900	120/70 ZR 17 M/C (58W) TL	Diablo Supercorsa SP Fr.	2167000	200/55 ZR 17 M/C (78W) TL	Diablo Supercorsa SP	2.20	2.10
1199 Panigale R	H9-00	1199	2015				2906900	120/70 ZR 17 M/C (58W) TL	Diablo Rosso Corsa II Fr.	2907500	200/55 ZR 17 M/C (78W) TL	Diablo Rosso Corsa II	2.20	2.10
1199 Panigale R	H9-00	1199	2015				2635200	120/70 ZR 17 M/C (58W) TL	Diablo Rosso III Fr.	2635900	200/55 ZR 17 M/C (78W) TL	Diablo Rosso III	2.20	2.10
1199 Panigale; S; R	H8	1199	2012			10	2812600	120/70 ZR 17 M/C (58W) V3 TL	Diablo Supercorsa SP Fr.	3310700	200/55 ZR 17 M/C (78W) V3 TL	Diablo Supercorsa SP	2.30	2.40
1199 Panigale; S; R	H8	1199	2012				2906900	120/70 ZR 17 M/C (58W) TL	Diablo Rosso Corsa II Fr.	2907500	200/55 ZR 17 M/C (78W) TL	Diablo Rosso Corsa II	2.30	2.40
1199 Panigale; S; R	H8	1199	2012				2166900	120/70 ZR 17 M/C (58W) TL	Diablo Supercorsa SP Fr.	2167000	200/55 ZR 17 M/C (78W) TL	Diablo Supercorsa SP	2.30	2.40
1199 Panigale; S; R	H8	1199	2012				2635200	120/70 ZR 17 M/C (58W) TL	Diablo Rosso III Fr.	2635900	200/55 ZR 17 M/C (78W) TL	Diablo Rosso III	2.30	2.40
1199 Superleggera	H 806	1199	2014			10	2812600	120/70 ZR 17 M/C (58W) V3 TL	Diablo Supercorsa SP Fr.	3310700	200/55 ZR 17 M/C (78W) V3 TL	Diablo Supercorsa SP	2.30	2.40
1199 Superleggera	H 806	1199	2014				2166900	120/70 ZR 17 M/C (58W) TL	Diablo Supercorsa SP Fr.	2167000	200/55 ZR 17 M/C (78W) TL	Diablo Supercorsa SP	2.30	2.40
1199 Superleggera	H 806	1199	2014				2906900	120/70 ZR 17 M/C (58W) TL	Diablo Rosso Corsa II Fr.	2907500	200/55 ZR 17 M/C (78W) TL	Diablo Rosso Corsa II	2.30	2.40
1199 Superleggera	H 806	1199	2014				2635200	120/70 ZR 17 M/C (58W) TL	Diablo Rosso III Fr.	2635900	200/55 ZR 17 M/C (78W) TL	Diablo Rosso III	2.30	2.40
1299 Panigale; S; R FE	H9-03; HC-02	1299	2015	2018		10	2812600	120/70 ZR 17 M/C (58W) V3 TL	Diablo Supercorsa SP Fr.	3310700	200/55 ZR 17 M/C (78W) V3 TL	Diablo Supercorsa SP	2.20	2.10
1299 Panigale; S; R FE	H9-03; HC-02	1299	2015	2018			2166900	120/70 ZR 17 M/C (58W) TL	Diablo Supercorsa SP Fr.	2167000	200/55 ZR 17 M/C (78W) TL	Diablo Supercorsa SP	2.20	2.10
1299 Panigale; S; R FE	H9-03; HC-02	1299	2015	2018			2906900	120/70 ZR 17 M/C (58W) TL	Diablo Rosso Corsa II Fr.	2907500	200/55 ZR 17 M/C (78W) TL	Diablo Rosso Corsa II	2.20	2.10
1299 Panigale; S; R FE	H9-03; HC-02	1299	2015	2018			2635200	120/70 ZR 17 M/C (58W) TL	Diablo Rosso III Fr.	2635900	200/55 ZR 17 M/C (78W) TL	Diablo Rosso III	2.20	2.10
350 F3 Desmo	ZDM 350R	350					1447800	120/80 V 16 M/C (60W) TL	Sport Demon Fr.	1404800	130/80 - 18 M/C 66V TL	Sport Demon	2.30	2.60
350 F3 Desmo	ZDM 350R	350					1340900	100/90 - 16 M/C 54H TL	Sport Demon Fr.	1404800	120/80 - 18 M/C 62H TL	Sport Demon	2.30	2.60
350 Verito		350				26	1403000	3.25 - 18 M/C 52S TT	City Demon	2584100	3.50 - 18 M/C 62P reinf.TT	City Demon	2.30	2.70
400 SS Junior	ZDM 400 J	400	1991	1992		10	3111200	120/60 ZR 17 M/C (55W) TL	Angel GT II Fr.	3111700	160/60 ZR 17 M/C (69W) TL	Angel GT II	2.20	2.40
400 SS Junior	ZDM 400 J	400	1991	1992			2316900	120/60 ZR 17 M/C (55W) TL	Angel GT Fr.	2317400	160/60 ZR 17 M/C (69W) TL	Angel GT	2.20	2.40
400 SS Junior	ZDM 400 J	400	1991	1992		10	2635100	120/60 ZR 17 M/C (55W) TL	Diablo Rosso III Fr.	2635400	160/60 ZR 17 M/C (69W) TL	Diablo Rosso III	2.20	2.40
400 SS Junior	ZDM 400 J	400	1991	1992			2070000	120/60 ZR 17 M/C (55W) TL	Diablo Rosso II Fr.	2070200	160/60 ZR 17 M/C (69W) TL	Diablo Rosso II	2.20	2.40
400 SS Junior	ZDM 400 J	400	1991	1992			2595800	120/60 ZR 17 M/C (55W) TL	Angel ST Fr.	1968800	160/60 ZR 17 M/C (69W) TL	Angel ST	2.20	2.40
600 SS	ZDM 600 S / S	600	1991			10	3111200	120/60 ZR 17 M/C (55W) TL	Angel GT II Fr.	3111700	160/60 ZR 17 M/C (69W) TL	Angel GT II	2.20	2.50
600 SS	ZDM 600 S / S	600	1991				2316900	120/60 ZR 17 M/C (55W) TL	Angel GT Fr.	2317400	160/60 ZR 17 M/C (69W) TL	Angel GT	2.20	2.50
600 SS	ZDM 600 S / S	600	1991				2635100	120/60 ZR 17 M/C (55W) TL	Diablo Rosso III Fr.	2635400	160/60 ZR 17 M/C (69W) TL	Diablo Rosso III	2.20	2.50
600 SS	ZDM 600 S / S	600	1991				2070000	120/60 ZR 17 M/C (55W) TL	Diablo Rosso II Fr.	2070200	160/60 ZR 17 M/C (69W) TL	Diablo Rosso II	2.20	2.50
600 SS	ZDM 600 S / S	600	1991				2595800	120/60 ZR 17 M/C (55W) TL	Angel ST Fr.	1968800	160/60 ZR 17 M/C (69W) TL	Angel ST	2.20	2.50
620 Sport	V5 / 00	620	2003			10	3111300	120/70 ZR 17 M/C (58W) TL	Angel GT II Fr.	3111700	160/60 ZR 17 M/C (69W) TL	Angel GT II	2.20	2.40

DUCATI (continued)

620 Sport	V5 / 00	620	2003							2387600	120/70 ZR 17 M/C (58W) TL	Angel GT Fr.	2317400	160/60 ZR 17 M/C (69W) TL	Angel GT	2.20	2.40
620 Sport	V5 / 00	620	2003							2906900	120/70 ZR 17 M/C (58W) TL	Diablo Rosso Corsa II Fr.	2907000	160/60 ZR 17 M/C (69W) TL	Diablo Rosso Corsa II	2.20	2.40
620 Sport	V5 / 00	620	2003							2635200	120/70 ZR 17 M/C (58W) TL	Diablo Rosso III Fr.	2635400	160/60 ZR 17 M/C (69W) TL	Diablo Rosso III	2.20	2.40
620 Sport	V5 / 00	620	2003							1734600	120/70 ZR 17 M/C (58W) TL	Diablo Rosso Corsa Fr.	1971000	160/60 ZR 17 M/C (69W) TL	Diablo Rosso Corsa	2.20	2.40
620 Sport	V5 / 00	620	2003							2291900	120/70 ZR 17 M/C (58W) TL	Diablo Rosso II K Fr.	2070200	160/60 ZR 17 M/C (69W) TL	Diablo Rosso II	2.20	2.40
620 Sport	V5 / 00	620	2003							1868400	120/70 ZR 17 M/C (58W) TL	Angel ST Fr.	1868800	160/60 ZR 17 M/C (69W) TL	Angel ST	2.20	2.40
620 Sport	V5 / 00	620	2003							1430700	120/70 ZR 17 M/C (58W) TL	Diablo Fr.	1430400	160/60 ZR 17 M/C (69W) TL	Diablo	2.20	2.40
650 Indiana / 750 Indiana		650	1987	1988						1404400	110/90 - 18 M/C 61V TL	Sport Demon Fr.	0800200	140/90 - 15 M/C 70H TL	MT 66	2.30	2.60
748 SP; SPS	ZDM 748 S	750							10	2812600	120/70 ZR 17 M/C (58W) V3 TL	Diablo Supercorsa SP Fr.	3106800	180/55 ZR 17 M/C (73W) V3 TL	Diablo Supercorsa SP	2.20	2.40
748 SP; SPS	ZDM 748 S	750							10	3111300	120/70 ZR 17 M/C (58W) TL	Angel GT II Fr.	3112000	180/55 ZR 17 M/C (73W) TL	Angel GT II	2.20	2.40
748 SP; SPS	ZDM 748 S	750								2387600	120/70 ZR 17 M/C (58W) TL	Angel GT Fr.	2317600	180/55 ZR 17 M/C (73W) TL	Angel GT	2.20	2.40
748 SP; SPS	ZDM 748 S	750								2316900	120/60 ZR 17 M/C (55W) TL	Angel GT Fr.	2317600	180/55 ZR 17 M/C (73W) TL	Angel GT	2.20	2.40
748 SP; SPS	ZDM 748 S	750								2166900	120/70 ZR 17 M/C (58W) TL	Diablo Supercorsa SP Fr.	2244800	180/55 ZR 17 M/C (73W) TL	Diablo Supercorsa SP	2.20	2.40
748 SP; SPS	ZDM 748 S	750								2906900	120/70 ZR 17 M/C (58W) TL	Diablo Rosso Corsa II Fr.	2907100	180/55 ZR 17 M/C (73W) TL	Diablo Rosso Corsa II	2.20	2.40
748 SP; SPS	ZDM 748 S	750							10	3111200	120/60 ZR 17 M/C (55W) TL	Angel GT II Fr.	3112000	180/55 ZR 17 M/C (73W) TL	Angel GT II	2.20	2.40
748 SP; SPS	ZDM 748 S	750								2635200	120/70 ZR 17 M/C (58W) TL	Diablo Rosso III Fr.	2635500	180/55 ZR 17 M/C (73W) TL	Diablo Rosso III	2.20	2.40
748 SP; SPS	ZDM 748 S	750								2635100	120/60 ZR 17 M/C (55W) TL	Diablo Rosso Corsa Fr.	2635500	180/55 ZR 17 M/C (73W) TL	Diablo Rosso Corsa	2.20	2.40
748 SP; SPS	ZDM 748 S	750								1734600	120/70 ZR 17 M/C (58W) TL	Diablo Rosso Corsa Fr.	1927700	180/55 ZR 17 M/C (73W) TL	Diablo Rosso Corsa	2.20	2.40
748 SP; SPS	ZDM 748 S	750								1868400	120/70 ZR 17 M/C (58W) TL	Angel ST Fr.	1868500	180/55 ZR 17 M/C (73W) TL	Angel ST	2.20	2.40
748 SP; SPS	ZDM 748 S	750								2595800	120/60 ZR 17 M/C (55W) TL	Angel ST Fr.	1868500	180/55 ZR 17 M/C (73W) TL	Angel ST	2.20	2.40
748 SP; SPS	ZDM 748 S	750								2291900	120/70 ZR 17 M/C (58W) TL	Diablo Rosso II K Fr.	2068500	180/55 ZR 17 M/C (73W) TL	Diablo Rosso II	2.20	2.40
748 SP; SPS	ZDM 748 S	750								1430700	120/70 ZR 17 M/C (58W) TL	Diablo Fr.	1430000	180/55 ZR 17 M/C (73W) TL	Diablo	2.20	2.40
748 Strada	748; ZDM 748 S	750							10	3111300	120/70 ZR 17 M/C (58W) V3 TL	Angel GT II Fr.	3112000	180/55 ZR 17 M/C (73W) TL	Angel GT II	2.20	2.40
748 Strada	748; ZDM 748 S	750								2812600	120/70 ZR 17 M/C (58W) V3 TL	Diablo Supercorsa SP Fr.	3106800	180/55 ZR 17 M/C (73W) V3 TL	Diablo Supercorsa SP	2.20	2.40
748 Strada	748; ZDM 748 S	750							10	3111200	120/60 ZR 17 M/C (55W) TL	Angel GT II Fr.	3112000	180/55 ZR 17 M/C (73W) TL	Angel GT II	2.20	2.40
748 Strada	748; ZDM 748 S	750								2906900	120/70 ZR 17 M/C (58W) TL	Diablo Rosso Corsa II Fr.	2907100	180/55 ZR 17 M/C (73W) TL	Diablo Rosso Corsa II	2.20	2.40
748 Strada	748; ZDM 748 S	750								2166900	120/70 ZR 17 M/C (58W) TL	Diablo Supercorsa SP Fr.	2244800	180/55 ZR 17 M/C (73W) TL	Diablo Supercorsa SP	2.20	2.40
748 Strada	748; ZDM 748 S	750								2316900	120/60 ZR 17 M/C (55W) TL	Angel GT Fr.	2317600	180/55 ZR 17 M/C (73W) TL	Angel GT	2.20	2.40
748 Strada	748; ZDM 748 S	750								2387600	120/70 ZR 17 M/C (58W) TL	Angel GT Fr.	2317600	180/55 ZR 17 M/C (73W) TL	Angel GT	2.20	2.40
748 Strada	748; ZDM 748 S	750								2635100	120/60 ZR 17 M/C (55W) TL	Diablo Rosso III Fr.	2635500	180/55 ZR 17 M/C (73W) TL	Diablo Rosso III	2.20	2.40
748 Strada	748; ZDM 748 S	750								2635200	120/70 ZR 17 M/C (58W) TL	Diablo Rosso III Fr.	2635500	180/55 ZR 17 M/C (73W) TL	Diablo Rosso III	2.20	2.40
748 Strada	748; ZDM 748 S	750								1734600	120/70 ZR 17 M/C (58W) TL	Diablo Rosso Corsa Fr.	1927700	180/55 ZR 17 M/C (73W) TL	Diablo Rosso Corsa	2.20	2.40
748 Strada	748; ZDM 748 S	750								1430700	120/70 ZR 17 M/C (58W) TL	Diablo Fr.	1430000	180/55 ZR 17 M/C (73W) TL	Diablo	2.20	2.40
748 Strada	748; ZDM 748 S	750								1868400	120/70 ZR 17 M/C (58W) TL	Angel ST Fr.	1868500	180/55 ZR 17 M/C (73W) TL	Angel ST	2.20	2.40
748 Strada	748; ZDM 748 S	750								2291900	120/70 ZR 17 M/C (58W) TL	Diablo Rosso II K Fr.	2068500	180/55 ZR 17 M/C (73W) TL	Diablo Rosso II	2.20	2.40
748 Strada	748; ZDM 748 S	750								2595800	120/60 ZR 17 M/C (55W) TL	Angel ST Fr.	1868500	180/55 ZR 17 M/C (73W) TL	Angel ST	2.20	2.40
748; R	H3; ZDM H3	750	1999						10	3111200	120/60 ZR 17 M/C (55W) TL	Angel GT II Fr.	3112000	180/55 ZR 17 M/C (73W) TL	Angel GT II	2.20	2.40
748; R	H3; ZDM H3	750	1999							3111300	120/70 ZR 17 M/C (58W) TL	Angel GT II Fr.	3112000	180/55 ZR 17 M/C (73W) TL	Angel GT II	2.20	2.40
748; R	H3; ZDM H3	750	1999						10	2812600	120/70 ZR 17 M/C (58W) V3 TL	Diablo Supercorsa SP Fr.	3106800	180/55 ZR 17 M/C (73W) V3 TL	Diablo Supercorsa SP	2.20	2.40
748; R	H3; ZDM H3	750	1999							2316900	120/60 ZR 17 M/C (55W) TL	Angel GT Fr.	2317600	180/55 ZR 17 M/C (73W) TL	Angel GT	2.20	2.40
748; R	H3; ZDM H3	750	1999						10	2907600	120/65 ZR 17 M/C (56W) TL	Diablo Rosso III Fr.	2635500	180/55 ZR 17 M/C (73W) TL	Diablo Rosso III	2.20	2.40
748; R	H3; ZDM H3	750	1999							2387600	120/70 ZR 17 M/C (58W) TL	Angel GT Fr.	2317600	180/55 ZR 17 M/C (73W) TL	Angel GT	2.20	2.40
748; R	H3; ZDM H3	750	1999							2166900	120/70 ZR 17 M/C (58W) TL	Diablo Supercorsa SP Fr.	2244800	180/55 ZR 17 M/C (73W) TL	Diablo Supercorsa SP	2.20	2.40
748; R	H3; ZDM H3	750	1999							2906900	120/70 ZR 17 M/C (58W) TL	Diablo Rosso Corsa II Fr.	2907100	180/55 ZR 17 M/C (73W) TL	Diablo Rosso Corsa II	2.20	2.40
748; R	H3; ZDM H3	750	1999							2635100	120/60 ZR 17 M/C (55W) TL	Diablo Rosso III Fr.	2635500	180/55 ZR 17 M/C (73W) TL	Diablo Rosso III	2.20	2.40
748; R	H3; ZDM H3	750	1999							2635200	120/70 ZR 17 M/C (58W) TL	Diablo Rosso III Fr.	2635500	180/55 ZR 17 M/C (73W) TL	Diablo Rosso III	2.20	2.40
748; R	H3; ZDM H3	750	1999							1734600	120/70 ZR 17 M/C (58W) TL	Diablo Rosso Corsa Fr.	1927700	180/55 ZR 17 M/C (73W) TL	Diablo Rosso Corsa	2.20	2.40
748; R	H3; ZDM H3	750	1999							2595800	120/60 ZR 17 M/C (55W) TL	Angel ST Fr.	1868500	180/55 ZR 17 M/C (73W) TL	Angel ST	2.20	2.40
748; R	H3; ZDM H3	750	1999							1868400	120/70 ZR 17 M/C (58W) TL	Angel ST Fr.	1868500	180/55 ZR 17 M/C (73W) TL	Angel ST	2.20	2.40
748; R	H3; ZDM H3	750	1999							2291900	120/70 ZR 17 M/C (58W) TL	Diablo Rosso II K Fr.	2068500	180/55 ZR 17 M/C (73W) TL	Diablo Rosso II	2.20	2.40
748; R	H3; ZDM H3	750	1999							1430700	120/70 ZR 17 M/C (58W) TL	Diablo Fr.	1430000	180/55 ZR 17 M/C (73W) TL	Diablo	2.20	2.40
749; S; R; Dark	H5	750	2003						10	2812600	120/70 ZR 17 M/C (58W) V3 TL	Diablo Supercorsa SP Fr.	3106800	180/55 ZR 17 M/C (73W) V3 TL	Diablo Supercorsa SP	2.20	2.40



MODEL	TYPE	CC	MY From	MY To	Footnotes	FRONT			REAR			Pressure		
						IP-Code	Dimension	Tread	IP-Code	Dimension	Tread	Front	Rear	
DUCATI (continued)														
749; S; R; Dark	H5	750	2003			10	3111300	120/70 ZR 17 M/C (58W) TL	Angel GT II Fr.	3112000	180/55 ZR 17 M/C (73W) TL	Angel GT II	2.20	2.40
749; S; R; Dark	H5	750	2003			10	3111300	120/70 ZR 17 M/C (58W) TL	Angel GT II Fr.	3112200	190/50 ZR 17 M/C (73W) TL	Angel GT II	2.20	2.40
749; S; R; Dark	H5	750	2003			10	2812600	120/70 ZR 17 M/C (58W) V3 TL	Diablo Supercorsa SP Fr.	3310600	190/50 ZR 17 M/C (73W) V3 TL	Diablo Supercorsa SP	2.20	2.40
749; S; R; Dark	H5	750	2003				2166900	120/70 ZR 17 M/C (58W) TL	Diablo Supercorsa SP Fr.	2304300	190/50 ZR 17 M/C (73W) TL	Diablo Supercorsa SP	2.20	2.40
749; S; R; Dark	H5	750	2003				2906900	120/70 ZR 17 M/C (58W) TL	Diablo Rosso Corsa II Fr.	2907300	190/50 ZR 17 M/C (73W) TL	Diablo Rosso Corsa II	2.20	2.40
749; S; R; Dark	H5	750	2003				2906900	120/70 ZR 17 M/C (58W) TL	Diablo Rosso Corsa II Fr.	2907100	180/55 ZR 17 M/C (73W) TL	Diablo Rosso Corsa II	2.20	2.40
749; S; R; Dark	H5	750	2003			10	2907600	120/65 ZR 17 M/C (56W) TL	Diablo Rosso III Fr.	2635500	180/55 ZR 17 M/C (73W) TL	Diablo Rosso III	2.20	2.40
749; S; R; Dark	H5	750	2003				2387600	120/70 ZR 17 M/C (58W) TL	Angel GT Fr.	2317600	180/55 ZR 17 M/C (73W) TL	Angel GT	2.20	2.40
749; S; R; Dark	H5	750	2003				2387600	120/70 ZR 17 M/C (58W) TL	Angel GT Fr.	2317700	190/50 ZR 17 M/C (73W) TL	Angel GT	2.20	2.40
749; S; R; Dark	H5	750	2003			10	2907600	120/65 ZR 17 M/C (56W) TL	Diablo Rosso III Fr.	2635700	190/50 ZR 17 M/C (73W) TL	Diablo Rosso III	2.20	2.40
749; S; R; Dark	H5	750	2003				2166900	120/70 ZR 17 M/C (58W) TL	Diablo Supercorsa SP Fr.	2244800	190/55 ZR 17 M/C (73W) TL	Diablo Supercorsa SP	2.20	2.40
749; S; R; Dark	H5	750	2003				2635200	120/70 ZR 17 M/C (58W) TL	Diablo Rosso III Fr.	2635700	190/50 ZR 17 M/C (73W) TL	Diablo Rosso III	2.20	2.40
749; S; R; Dark	H5	750	2003				2635200	120/70 ZR 17 M/C (58W) TL	Diablo Rosso III Fr.	2635500	180/55 ZR 17 M/C (73W) TL	Diablo Rosso III	2.20	2.40
749; S; R; Dark	H5	750	2003				1734600	120/70 ZR 17 M/C (58W) TL	Diablo Rosso Corsa Fr.	1927700	180/55 ZR 17 M/C (73W) TL	Diablo Rosso Corsa	2.20	2.40
749; S; R; Dark	H5	750	2003				2291900	120/70 ZR 17 M/C (58W) TL	Diablo Rosso II K Fr.	2068800	190/50 ZR 17 M/C (73W) TL	Diablo Rosso II	2.20	2.40
749; S; R; Dark	H5	750	2003				1430700	120/70 ZR 17 M/C (58W) TL	Diablo Fr.	1430000	180/55 ZR 17 M/C (73W) TL	Diablo	2.20	2.40
749; S; R; Dark	H5	750	2003				1868400	120/70 ZR 17 M/C (58W) TL	Angel ST Fr.	1868500	180/55 ZR 17 M/C (73W) TL	Angel ST	2.20	2.40
749; S; R; Dark	H5	750	2003				1430700	120/70 ZR 17 M/C (58W) TL	Diablo Fr.	1429700	190/50 ZR 17 M/C (73W) TL	Diablo	2.20	2.40
749; S; R; Dark	H5	750	2003				2291900	120/70 ZR 17 M/C (58W) TL	Diablo Rosso II K Fr.	2068500	180/55 ZR 17 M/C (73W) TL	Diablo Rosso II	2.20	2.40
749; S; R; Dark	H5	750	1985	1989			1447800	120/80 V 16 M/C (60V) TL	Sport Demon Fr.	1404800	130/80 - 18 M/C 66V TL	Sport Demon	2.50	2.90
750 F1	ZDM 750 R	750	1985	1989										
750 SS ie MY 1999 -	V2	750	1999			10	3111300	120/70 ZR 17 M/C (58W) TL	Angel GT II Fr.	3111700	160/60 ZR 17 M/C (69W) TL	Angel GT II	2.20	2.40
750 SS ie MY 1999 -	V2	750	1999				2387600	120/70 ZR 17 M/C (58W) TL	Angel GT Fr.	2317400	160/60 ZR 17 M/C (69W) TL	Angel GT	2.20	2.40
750 SS ie MY 1999 -	V2	750	1999			10	2906900	120/70 ZR 17 M/C (58W) TL	Diablo Rosso Corsa II Fr.	2907000	160/60 ZR 17 M/C (69W) TL	Diablo Rosso Corsa II	2.20	2.40
750 SS ie MY 1999 -	V2	750	1999				2635200	120/70 ZR 17 M/C (58W) TL	Diablo Rosso III Fr.	2635400	160/60 ZR 17 M/C (69W) TL	Diablo Rosso III	2.20	2.40
750 SS ie MY 1999 -	V2	750	1999				1734600	120/70 ZR 17 M/C (58W) TL	Diablo Rosso Corsa Fr.	1971000	160/60 ZR 17 M/C (69W) TL	Diablo Rosso Corsa	2.20	2.40
750 SS ie MY 1999 -	V2	750	1999				2291900	120/70 ZR 17 M/C (58W) TL	Diablo Rosso II K Fr.	2070200	160/60 ZR 17 M/C (69W) TL	Diablo Rosso II	2.20	2.40
750 SS ie MY 1999 -	V2	750	1999				1430700	120/70 ZR 17 M/C (58W) TL	Diablo Fr.	1430400	160/60 ZR 17 M/C (69W) TL	Diablo	2.20	2.40
750 SS ie MY 1999 -	V2	750	1999				1868400	120/70 ZR 17 M/C (58W) TL	Angel ST Fr.	1868800	160/60 ZR 17 M/C (69W) TL	Angel ST	2.20	2.40
750 SS Supersport	ZDM 750 SC / S	750	1991	1997		10	3111200	120/60 ZR 17 M/C (55W) TL	Angel GT II Fr.	3111700	160/60 ZR 17 M/C (69W) TL	Angel GT II	2.20	2.50
750 SS Supersport	ZDM 750 SC / S	750	1991	1997			2316900	120/60 ZR 17 M/C (55W) TL	Angel GT Fr.	2317400	160/60 ZR 17 M/C (69W) TL	Angel GT	2.20	2.50
750 SS Supersport	ZDM 750 SC / S	750	1991	1997			2635100	120/60 ZR 17 M/C (55W) TL	Diablo Rosso III Fr.	2635400	160/60 ZR 17 M/C (69W) TL	Diablo Rosso III	2.20	2.50
750 SS Supersport	ZDM 750 SC / S	750	1991	1997			2070000	120/60 ZR 17 M/C (55W) TL	Diablo Rosso II Fr.	2070200	160/60 ZR 17 M/C (69W) TL	Diablo Rosso II	2.20	2.50
750 SS Supersport	ZDM 750 SC / S	750	1991	1997			2595800	120/60 ZR 17 M/C (55W) TL	Angel ST Fr.	1868800	160/60 ZR 17 M/C (69W) TL	Angel ST	2.20	2.50
848 Streetfighter	F1	848	2012			10	2812600	120/70 ZR 17 M/C (58W) V3 TL	Diablo Supercorsa SP Fr.	3310500	180/60 ZR 17 M/C (75W) V3 TL	Diablo Supercorsa SP	2.20	2.40
848 Streetfighter	F1	848	2012				2906900	120/70 ZR 17 M/C (58W) TL	Diablo Rosso Corsa II Fr.	2907200	180/60 ZR 17 M/C (75W) TL	Diablo Rosso Corsa II	2.20	2.40
848 Streetfighter	F1	848	2012				2635200	120/70 ZR 17 M/C (58W) TL	Diablo Rosso III Fr.	2635600	180/60 ZR 17 M/C (75W) TL	Diablo Rosso III	2.20	2.40
848 Streetfighter	F1	848	2012				1734600	120/70 ZR 17 M/C (58W) TL	Diablo Rosso Corsa Fr.	2127000	180/60 ZR 17 M/C (75W) TL	Diablo Rosso Corsa	2.20	2.40
848 Streetfighter	F1	848	2012				2148900	120/70 ZR 17 M/C (58W) TL	Diablo Rosso II D Fr.	2321900	180/60 ZR 17 M/C (75W) TL	Diablo Rosso II	2.20	2.40
848; EVO; Dark	H6	850	2008			10	2812600	120/70 ZR 17 M/C (58W) V3 TL	Diablo Supercorsa SP Fr.	3106800	180/55 ZR 17 M/C (73W) V3 TL	Diablo Supercorsa SP	2.40	2.60
848; EVO; Dark	H6	850	2008			10	3111300	120/70 ZR 17 M/C (58W) TL	Angel GT II Fr.	3112000	180/55 ZR 17 M/C (73W) TL	Angel GT II	2.40	2.60
848; EVO; Dark	H6	850	2008				2906900	120/70 ZR 17 M/C (58W) TL	Diablo Rosso Corsa II Fr.	2907100	180/55 ZR 17 M/C (73W) TL	Diablo Rosso Corsa II	2.40	2.60
848; EVO; Dark	H6	850	2008				2166900	120/70 ZR 17 M/C (58W) TL	Diablo Supercorsa SP Fr.	2244800	180/55 ZR 17 M/C (73W) TL	Diablo Supercorsa SP	2.40	2.60
848; EVO; Dark	H6	850	2008				2387600	120/70 ZR 17 M/C (58W) TL	Angel GT Fr.	2317600	180/55 ZR 17 M/C (73W) TL	Angel GT	2.40	2.60
848; EVO; Dark	H6	850	2008				2635200	120/70 ZR 17 M/C (58W) TL	Diablo Rosso III Fr.	2635500	180/55 ZR 17 M/C (73W) TL	Diablo Rosso III	2.40	2.60
848; EVO; Dark	H6	850	2008				1734600	120/70 ZR 17 M/C (58W) TL	Diablo Rosso Corsa Fr.	1927700	180/55 ZR 17 M/C (73W) TL	Diablo Rosso Corsa	2.40	2.60
848; EVO; Dark	H6	850	2008				2291900	120/70 ZR 17 M/C (58W) TL	Diablo Rosso II K Fr.	2068500	180/55 ZR 17 M/C (73W) TL	Diablo Rosso II	2.40	2.60
848; EVO; Dark	H6	850	2008				1868400	120/70 ZR 17 M/C (58W) TL	Angel ST Fr.	1868500	180/55 ZR 17 M/C (73W) TL	Angel ST	2.40	2.60
851 Strada; 888; SP	ZDM851S3;ZDM888S1	850	1990			10	3111300	120/70 ZR 17 M/C (58W) TL	Angel GT II Fr.	3112000	180/55 ZR 17 M/C (73W) TL	Angel GT II	2.20	2.50



MODEL	TYPE	CC	MY From	MY To	Footnotes	FRONT			REAR			Pressure		
						IP-Code	Dimension	Tread	IP-Code	Dimension	Tread	Front	Rear	
DUCATI (continued)														
916	916; ZDM 916 S	900	1994	1995		10	3111300	120/70 ZR 17 M/C (58W) TL	Angel GT II Fr.	3112200	190/50 ZR 17 M/C (73W) TL	Angel GT II	2.50	2.90
916	916; ZDM 916 S	900	1994	1995		10	2812600	120/70 ZR 17 M/C (58W) V3 TL	Diablo Supercorsa SP Fr.	3106800	180/55 ZR 17 M/C (73W) V3 TL	Diablo Supercorsa SP	2.50	2.90
916	916; ZDM 916 S	900	1994	1995			2166900	120/70 ZR 17 M/C (58W) TL	Diablo Supercorsa SP Fr.	2244800	180/55 ZR 17 M/C (73W) TL	Diablo Supercorsa SP	2.50	2.90
916	916; ZDM 916 S	900	1994	1995			2906900	120/70 ZR 17 M/C (58W) TL	Diablo Rosso Corsa II Fr.	2907100	180/55 ZR 17 M/C (73W) TL	Diablo Rosso Corsa II	2.50	2.90
916	916; ZDM 916 S	900	1994	1995			2906900	120/70 ZR 17 M/C (58W) TL	Diablo Rosso Corsa II Fr.	2907300	180/55 ZR 17 M/C (73W) TL	Diablo Rosso Corsa II	2.50	2.90
916	916; ZDM 916 S	900	1994	1995			2166900	120/70 ZR 17 M/C (58W) TL	Diablo Supercorsa SP Fr.	2304300	190/50 ZR 17 M/C (73W) TL	Diablo Supercorsa SP	2.50	2.90
916	916; ZDM 916 S	900	1994	1995			2387600	120/70 ZR 17 M/C (58W) TL	Angel GT Fr.	2317600	180/55 ZR 17 M/C (73W) TL	Angel GT	2.50	2.90
916	916; ZDM 916 S	900	1994	1995			2635200	120/70 ZR 17 M/C (58W) TL	Diablo Rosso III Fr.	2635700	190/50 ZR 17 M/C (73W) TL	Diablo Rosso III	2.50	2.90
916	916; ZDM 916 S	900	1994	1995			2635200	120/70 ZR 17 M/C (58W) TL	Diablo Rosso III Fr.	2635500	180/55 ZR 17 M/C (73W) TL	Diablo Rosso III	2.50	2.90
916	916; ZDM 916 S	900	1994	1995			1734600	120/70 ZR 17 M/C (58W) TL	Diablo Rosso Corsa Fr.	1927700	180/55 ZR 17 M/C (73W) TL	Diablo Rosso Corsa	2.50	2.90
916	916; ZDM 916 S	900	1994	1995			2291900	120/70 ZR 17 M/C (58W) TL	Diablo Rosso II K Fr.	2068600	190/50 ZR 17 M/C (73W) TL	Diablo Rosso II	2.50	2.90
916	916; ZDM 916 S	900	1994	1995			1430700	120/70 ZR 17 M/C (58W) TL	Diablo Fr.	1430000	180/55 ZR 17 M/C (73W) TL	Diablo	2.50	2.90
916	916; ZDM 916 S	900	1994	1995			2291900	120/70 ZR 17 M/C (58W) TL	Diablo Rosso II K Fr.	2068500	180/55 ZR 17 M/C (73W) TL	Diablo Rosso II	2.50	2.90
916	916; ZDM 916 S	900	1994	1995			1868400	120/70 ZR 17 M/C (58W) TL	Angel ST Fr.	1868500	180/55 ZR 17 M/C (73W) TL	Angel ST	2.50	2.90
916	916; ZDM 916 S	900	1994	1995			1430700	120/70 ZR 17 M/C (58W) TL	Diablo Fr.	1429700	190/50 ZR 17 M/C (73W) TL	Diablo	2.50	2.90
916 SP; Senna	ZDM 916	900				10	2812600	120/70 ZR 17 M/C (58W) V3 TL	Diablo Supercorsa SP Fr.	3106800	180/55 ZR 17 M/C (73W) V3 TL	Diablo Supercorsa SP	2.50	2.90
916 SP; Senna	ZDM 916	900				10	2812600	120/70 ZR 17 M/C (58W) V3 TL	Diablo Supercorsa SP Fr.	3310600	190/50 ZR 17 M/C (73W) V3 TL	Diablo Supercorsa SP	2.50	2.90
916 SP; Senna	ZDM 916	900				10	3111300	120/70 ZR 17 M/C (58W) TL	Angel GT II Fr.	3112000	180/55 ZR 17 M/C (73W) TL	Angel GT II	2.50	2.90
916 SP; Senna	ZDM 916	900					2166900	120/70 ZR 17 M/C (58W) TL	Diablo Supercorsa SP Fr.	2304300	190/50 ZR 17 M/C (73W) TL	Diablo Supercorsa SP	2.50	2.90
916 SP; Senna	ZDM 916	900					2906900	120/70 ZR 17 M/C (58W) TL	Diablo Rosso Corsa II Fr.	2907100	180/55 ZR 17 M/C (73W) TL	Diablo Rosso Corsa II	2.50	2.90
916 SP; Senna	ZDM 916	900					2387600	120/70 ZR 17 M/C (58W) TL	Angel GT Fr.	2317600	180/55 ZR 17 M/C (73W) TL	Angel GT	2.50	2.90
916 SP; Senna	ZDM 916	900					2906900	120/70 ZR 17 M/C (58W) TL	Diablo Rosso Corsa II Fr.	2907300	190/50 ZR 17 M/C (73W) TL	Diablo Rosso Corsa II	2.50	2.90
916 SP; Senna	ZDM 916	900					2166900	120/70 ZR 17 M/C (58W) TL	Diablo Supercorsa SP Fr.	2244800	180/55 ZR 17 M/C (73W) TL	Diablo Supercorsa SP	2.50	2.90
916 SP; Senna	ZDM 916	900					2635200	120/70 ZR 17 M/C (58W) TL	Diablo Rosso III Fr.	2635500	180/55 ZR 17 M/C (73W) TL	Diablo Rosso III	2.50	2.90
916 SP; Senna	ZDM 916	900					1734600	120/70 ZR 17 M/C (58W) TL	Diablo Rosso Corsa Fr.	1927700	180/55 ZR 17 M/C (73W) TL	Diablo Rosso Corsa	2.50	2.90
916 SP; Senna	ZDM 916	900					1430700	120/70 ZR 17 M/C (58W) TL	Diablo Fr.	1430000	180/55 ZR 17 M/C (73W) TL	Diablo	2.50	2.90
916 SP; Senna	ZDM 916	900					1430700	120/70 ZR 17 M/C (58W) TL	Diablo Fr.	1429700	190/50 ZR 17 M/C (73W) TL	Diablo	2.50	2.90
916 SP; Senna	ZDM 916	900					2291900	120/70 ZR 17 M/C (58W) TL	Diablo Rosso II K Fr.	2068500	180/55 ZR 17 M/C (73W) TL	Diablo Rosso II	2.50	2.90
916 SP; Senna	ZDM 916	900					2291900	120/70 ZR 17 M/C (58W) TL	Diablo Rosso II K Fr.	2068600	190/50 ZR 17 M/C (73W) TL	Diablo Rosso II	2.50	2.90
916 SPS	HI; ZDM HI	900	1997			10	2812600	120/70 ZR 17 M/C (58W) V3 TL	Diablo Supercorsa SP Fr.	3106800	180/55 ZR 17 M/C (73W) V3 TL	Diablo Supercorsa SP	2.20	2.40
916 SPS	HI; ZDM HI	900	1997			10	2812600	120/70 ZR 17 M/C (58W) V3 TL	Diablo Supercorsa SP Fr.	3310600	190/50 ZR 17 M/C (73W) V3 TL	Diablo Supercorsa SP	2.20	2.40
916 SPS	HI; ZDM HI	900	1997			10	3111300	120/70 ZR 17 M/C (58W) TL	Angel GT II Fr.	3112000	180/55 ZR 17 M/C (73W) TL	Angel GT II	2.20	2.40
916 SPS	HI; ZDM HI	900	1997				2906900	120/70 ZR 17 M/C (58W) TL	Diablo Rosso Corsa II Fr.	2907300	190/50 ZR 17 M/C (73W) TL	Diablo Rosso Corsa II	2.20	2.40
916 SPS	HI; ZDM HI	900	1997				2387600	120/70 ZR 17 M/C (58W) TL	Angel GT Fr.	2317600	180/55 ZR 17 M/C (73W) TL	Angel GT	2.20	2.40
916 SPS	HI; ZDM HI	900	1997				2906900	120/70 ZR 17 M/C (58W) TL	Diablo Rosso Corsa II Fr.	2907100	180/55 ZR 17 M/C (73W) TL	Diablo Rosso Corsa II	2.20	2.40
916 SPS	HI; ZDM HI	900	1997				2166900	120/70 ZR 17 M/C (58W) TL	Diablo Supercorsa SP Fr.	2244800	180/55 ZR 17 M/C (73W) TL	Diablo Supercorsa SP	2.20	2.40
916 SPS	HI; ZDM HI	900	1997				2166900	120/70 ZR 17 M/C (58W) TL	Diablo Supercorsa SP Fr.	2304300	190/50 ZR 17 M/C (73W) TL	Diablo Supercorsa SP	2.20	2.40
916 SPS	HI; ZDM HI	900	1997				2635200	120/70 ZR 17 M/C (58W) TL	Diablo Rosso III Fr.	2635500	180/55 ZR 17 M/C (73W) TL	Diablo Rosso III	2.20	2.40
916 SPS	HI; ZDM HI	900	1997				2635200	120/70 ZR 17 M/C (58W) TL	Diablo Rosso III Fr.	2635700	190/50 ZR 17 M/C (73W) TL	Diablo Rosso III	2.20	2.40
916 SPS	HI; ZDM HI	900	1997				1734600	120/70 ZR 17 M/C (58W) TL	Diablo Rosso Corsa Fr.	1927700	180/55 ZR 17 M/C (73W) TL	Diablo Rosso Corsa	2.20	2.40
916 SPS	HI; ZDM HI	900	1997				2291900	120/70 ZR 17 M/C (58W) TL	Diablo Rosso II K Fr.	2068600	190/50 ZR 17 M/C (73W) TL	Diablo Rosso Corsa	2.20	2.40
916 SPS	HI; ZDM HI	900	1997				2291900	120/70 ZR 17 M/C (58W) TL	Diablo Rosso II K Fr.	2068500	180/55 ZR 17 M/C (73W) TL	Diablo Rosso II	2.20	2.40
916 SPS	HI; ZDM HI	900	1997				1430700	120/70 ZR 17 M/C (58W) TL	Diablo Fr.	1429700	190/50 ZR 17 M/C (73W) TL	Diablo	2.20	2.40
959 Panigale MY 2016 -	HA	959	2016			10	2812600	120/70 ZR 17 M/C (58W) V3 TL	Diablo Supercorsa SP Fr.	3310500	180/60 ZR 17 M/C (75W) V3 TL	Diablo Supercorsa SP	2.30	2.50
959 Panigale MY 2016 -	HA	959	2016				2906900	120/70 ZR 17 M/C (58W) TL	Diablo Rosso Corsa II Fr.	2907200	180/60 ZR 17 M/C (75W) TL	Diablo Rosso Corsa II	2.30	2.50
959 Panigale MY 2016 -	HA	959	2016				2635200	120/70 ZR 17 M/C (58W) TL	Diablo Rosso III Fr.	2635600	180/60 ZR 17 M/C (75W) TL	Diablo Rosso III	2.30	2.50

FITMENT MOTORCYCLE / 110

Footnotes see last page



MODEL	TYPE	CC	MY From	MY To	Footnotes	FRONT			REAR			Pressure	
						IP-Code	Dimension	Tread	IP-Code	Dimension	Tread	Front	Rear
999; S; R	H4	1000	2003			120/70 ZR 17 M/C (58W) V3 TL	120/70 ZR 17 M/C (73W) V3 TL	Diablo Supercorsa SP Fr.	3106800	180/55 ZR 17 M/C (73W) V3 TL	Diablo Supercorsa SP	2.20	2.40
999; S; R	H4	1000	2003			120/70 ZR 17 M/C (58W) V3 TL	120/70 ZR 17 M/C (73W) V3 TL	Diablo Supercorsa Sp Fr.	3310600	190/50 ZR 17 M/C (73W) V3 TL	Diablo Supercorsa SP	2.20	2.40
999; S; R	H4	1000	2003			120/70 ZR 17 M/C (58W) TL	120/70 ZR 17 M/C (73W) TL	Angel GT II Fr.	3112200	190/50 ZR 17 M/C (73W) TL	Angel GT II	2.20	2.40
999; S; R	H4	1000	2003			120/70 ZR 17 M/C (58W) TL	120/70 ZR 17 M/C (73W) TL	Diablo Supercorsa SP Fr.	2304300	190/50 ZR 17 M/C (73W) TL	Diablo Supercorsa SP	2.20	2.40
999; S; R	H4	1000	2003			120/70 ZR 17 M/C (58W) TL	120/70 ZR 17 M/C (73W) TL	Angel GT Fr.	2317600	180/55 ZR 17 M/C (73W) TL	Angel GT	2.20	2.40
999; S; R	H4	1000	2003			120/65 ZR 17 M/C (56W) TL	120/65 ZR 17 M/C (73W) TL	Diablo Rosso III Fr.	2635500	180/55 ZR 17 M/C (73W) TL	Diablo Rosso III	2.20	2.40
999; S; R	H4	1000	2003			120/70 ZR 17 M/C (58W) TL	120/70 ZR 17 M/C (73W) TL	Diablo Rosso Corsa II Fr.	2907300	190/50 ZR 17 M/C (73W) TL	Diablo Rosso Corsa II	2.20	2.40
999; S; R	H4	1000	2003			120/70 ZR 17 M/C (58W) TL	120/70 ZR 17 M/C (73W) TL	Angel GT Fr.	2317700	190/50 ZR 17 M/C (73W) TL	Angel GT	2.20	2.40
999; S; R	H4	1000	2003			120/65 ZR 17 M/C (56W) TL	120/65 ZR 17 M/C (73W) TL	Diablo Rosso III Fr.	2635700	190/50 ZR 17 M/C (73W) TL	Diablo Rosso III	2.20	2.40
999; S; R	H4	1000	2003			120/70 ZR 17 M/C (58W) TL	120/70 ZR 17 M/C (73W) TL	Diablo Rosso Corsa II Fr.	2907100	180/55 ZR 17 M/C (73W) TL	Diablo Rosso Corsa II	2.20	2.40
999; S; R	H4	1000	2003			120/70 ZR 17 M/C (58W) TL	120/70 ZR 17 M/C (73W) TL	Diablo Supercorsa Sp Fr.	2244800	180/55 ZR 17 M/C (73W) TL	Diablo Supercorsa SP	2.20	2.40
999; S; R	H4	1000	2003			120/70 ZR 17 M/C (58W) TL	120/70 ZR 17 M/C (73W) TL	Diablo Rosso III Fr.	2635500	180/55 ZR 17 M/C (73W) TL	Diablo Rosso III	2.20	2.40
999; S; R	H4	1000	2003			120/70 ZR 17 M/C (58W) TL	120/70 ZR 17 M/C (73W) TL	Diablo Rosso III Fr.	2635700	190/50 ZR 17 M/C (73W) TL	Diablo Rosso III	2.20	2.40
999; S; R	H4	1000	2003			120/70 ZR 17 M/C (58W) TL	120/70 ZR 17 M/C (73W) TL	Diablo Rosso Corsa Fr.	1927700	180/55 ZR 17 M/C (73W) TL	Diablo Rosso Corsa	2.20	2.40
999; S; R	H4	1000	2003			120/70 ZR 17 M/C (58W) TL	120/70 ZR 17 M/C (73W) TL	Diablo Rosso II K Fr.	2068500	180/55 ZR 17 M/C (73W) TL	Diablo Rosso II	2.20	2.40
999; S; R	H4	1000	2003			120/70 ZR 17 M/C (58W) TL	120/70 ZR 17 M/C (73W) TL	Diablo Fr.	1429700	190/50 ZR 17 M/C (73W) TL	Diablo	2.20	2.40
999; S; R	H4	1000	2003			120/70 ZR 17 M/C (58W) TL	120/70 ZR 17 M/C (73W) TL	Diablo Fr.	1430000	190/55 ZR 17 M/C (73W) TL	Diablo	2.20	2.40
999; S; R	H4	1000	2003			120/70 ZR 17 M/C (58W) TL	120/70 ZR 17 M/C (73W) TL	Diablo Rosso II K Fr.	2068600	190/50 ZR 17 M/C (73W) TL	Diablo Rosso II	2.20	2.40
999; S; R	H4	1000	2003			120/70 ZR 17 M/C (58W) TL	120/70 ZR 17 M/C (73W) TL	Angel ST Fr.	1868500	180/55 ZR 17 M/C (73W) TL	Angel ST	2.20	2.40
Diavel (all versions)	G1; GC	1200	2011	2017		120/70 ZR 17 M/C (58W) TL	120/70 ZR 17 M/C (82W) TL	Diablo Rosso III D Fr.	2717800	240/45 ZR 17 M/C (82W) TL	Diablo Rosso III	2.60	2.90
Diavel (all versions)	G1; GC	1200	2011	2017		120/70 ZR 17 M/C (58W) TL	120/70 ZR 17 M/C (82W) TL	Diablo Rosso II D Fr.	2072400	240/45 ZR 17 M/C (82W) TL	Diablo Rosso II	2.60	2.90
Diavel (all versions)	GA	1260	2017			120/70 ZR 17 M/C (58W) TL	120/70 ZR 17 M/C (82W) TL	Diablo Rosso III D Fr.	2717800	240/45 ZR 17 M/C (82W) TL	Diablo Rosso III	2.60	2.90
Diavel (all versions)	GA	1260	2017			120/70 ZR 17 M/C (58W) TL	120/70 ZR 17 M/C (82W) TL	Diablo Rosso II D Fr.	2072400	240/45 ZR 17 M/C (82W) TL	Diablo Rosso II	2.60	2.90
GT 1000; GT 1000 Touring	C1 / 03	1000	2006			120/70 ZR 17 M/C (58W) TL	120/70 ZR 17 M/C (73W) TL	Angel GT Fr.	2317600	180/55 ZR 17 M/C (73W) TL	Angel GT	2.20	2.40
GT 1000; GT 1000 Touring	C1 / 03	1000	2006		10	120/70 ZR 17 M/C (58W) TL	120/70 ZR 17 M/C (73W) TL	Diablo Rosso Corsa II Fr.	2907100	180/55 ZR 17 M/C (73W) TL	Diablo Rosso Corsa II	2.20	2.40
GT 1000; GT 1000 Touring	C1 / 03	1000	2006		10	120/70 ZR 17 M/C (58W) TL	120/70 ZR 17 M/C (73W) TL	Angel GT II Fr.	3112000	180/55 ZR 17 M/C (73W) TL	Angel GT II	2.20	2.40
GT 1000; GT 1000 Touring	C1 / 03	1000	2006			120/70 ZR 17 M/C (58W) TL	120/70 ZR 17 M/C (73W) TL	Diablo Rosso III Fr.	2635500	180/55 ZR 17 M/C (73W) TL	Diablo Rosso III	2.20	2.40
GT 1000; GT 1000 Touring	C1 / 03	1000	2006			120/70 ZR 17 M/C (58W) TL	120/70 ZR 17 M/C (73W) TL	MT 60 RS Fr.	2636100	180/55 ZR 17 M/C (73W) TL	MT 60 RS	2.20	2.40
GT 1000; GT 1000 Touring	C1 / 03	1000	2006			120/70 ZR 17 M/C (58W) TL	120/70 ZR 17 M/C (73W) TL	Diablo Rosso Corsa Fr.	1927700	180/55 ZR 17 M/C (73W) TL	Diablo Rosso Corsa	2.20	2.40
GT 1000; GT 1000 Touring	C1 / 03	1000	2006			120/70 R 17 M/C 58V TL	120/70 R 17 M/C 58V TL	Phantom Sportscomp Fr.	1566400	180/55 R 17 M/C 73V TL	Phantom Sportscomp	2.20	2.40
GT 1000; GT 1000 Touring	C1 / 03	1000	2006			120/70 ZR 17 M/C (58W) TL	120/70 ZR 17 M/C (73W) TL	Angel ST Fr.	1868500	180/55 ZR 17 M/C (73W) TL	Angel ST	2.20	2.40
GT 1000; GT 1000 Touring	C1 / 03	1000	2006			120/70 ZR 17 M/C (58W) TL	120/70 ZR 17 M/C (73W) TL	Diablo Rosso II K Fr.	2068500	180/55 ZR 17 M/C (73W) TL	Diablo Rosso II	2.20	2.40
Hypermotard 1100 EVO SP	B1/04 Vers. AA	1100	2010			120/70 ZR 17 M/C (58W) TL	120/70 ZR 17 M/C (73W) TL	Angel GT II Fr.	3112000	180/55 ZR 17 M/C (73W) TL	Angel GT II	2.40	2.60
Hypermotard 1100 EVO SP	B1/04 Vers. AA	1100	2010			120/70 ZR 17 M/C (58W) V3 TL	120/70 ZR 17 M/C (73W) V3 TL	Diablo Supercorsa SP Fr.	3106800	180/55 ZR 17 M/C (73W) V3 TL	Diablo Supercorsa SP	2.40	2.60
Hypermotard 1100 EVO SP	B1/04 Vers. AA	1100	2010			120/70 ZR 17 M/C (58W) TL	120/70 ZR 17 M/C (73W) TL	Diablo Rosso Corsa II Fr.	2907100	180/55 ZR 17 M/C (73W) TL	Diablo Rosso Corsa II	2.40	2.60
Hypermotard 1100 EVO SP	B1/04 Vers. AA	1100	2010			120/70 ZR 17 M/C (58W) TL	120/70 ZR 17 M/C (73W) TL	Scorpion Trail III Fr.	2527400	180/55 ZR 17 M/C (73W) TL	Scorpion Trail III	2.40	2.60
Hypermotard 1100 EVO SP	B1/04 Vers. AA	1100	2010			120/70 ZR 17 M/C (58W) TL	120/70 ZR 17 M/C (73W) TL	Angel GT Fr.	2317600	180/55 ZR 17 M/C (73W) TL	Angel GT	2.40	2.60
Hypermotard 1100 EVO SP	B1/04 Vers. AA	1100	2010			120/70 ZR 17 M/C (58W) TL	120/70 ZR 17 M/C (73W) TL	Diablo Supercorsa SP Fr.	2244800	180/55 ZR 17 M/C (73W) TL	Diablo Supercorsa SP	2.40	2.60
Hypermotard 1100 EVO SP	B1/04 Vers. AA	1100	2010			120/70 ZR 17 M/C (58W) TL	120/70 ZR 17 M/C (73W) TL	Diablo Rosso III Fr.	2635500	180/55 ZR 17 M/C (73W) TL	Diablo Rosso III	2.40	2.60
Hypermotard 1100 EVO SP	B1/04 Vers. AA	1100	2010			120/70 ZR 17 M/C (58W) TL	120/70 ZR 17 M/C (73W) TL	MT 60 RS Fr.	2636100	180/55 ZR 17 M/C (73W) TL	MT 60 RS	2.40	2.60
Hypermotard 1100 EVO SP	B1/04 Vers. AA	1100	2010			120/70 ZR 17 M/C (58W) TL	120/70 ZR 17 M/C (73W) TL	Diablo Rosso Corsa Fr.	1927700	180/55 ZR 17 M/C (73W) TL	Diablo Rosso Corsa	2.40	2.60
Hypermotard 1100 EVO SP	B1/04 Vers. AA	1100	2010			120/70 ZR 17 M/C (58W) TL	120/70 ZR 17 M/C (73W) TL	Angel ST Fr.	1868500	180/55 ZR 17 M/C (73W) TL	Angel ST	2.40	2.60
Hypermotard 1100 EVO SP	B1/04 Vers. AA	1100	2010			120/70 ZR 17 M/C (58W) TL	120/70 ZR 17 M/C (73W) TL	Diablo Rosso II D Fr.	2068500	180/55 ZR 17 M/C (73W) TL	Diablo Rosso II	2.40	2.60
Hypermotard 1100; S; EVO	B1/00; B1/03 Vers. AA	1100	2007			120/70 ZR 17 M/C (58W) V3 TL	120/70 ZR 17 M/C (73W) V3 TL	Diablo Supercorsa SP Fr.	3106800	180/55 ZR 17 M/C (73W) V3 TL	Diablo Supercorsa SP	2.40	2.60
Hypermotard 1100; S; EVO	B1/00; B1/03 Vers. AA	1100	2007			120/70 ZR 17 M/C (58W) TL	120/70 ZR 17 M/C (73W) TL	Angel GT II Fr.	3112000	180/55 ZR 17 M/C (73W) TL	Angel GT II	2.40	2.60
Hypermotard 1100; S; EVO	B1/00; B1/03 Vers. AA	1100	2007			120/70 ZR 17 M/C (58W) TL	120/70 ZR 17 M/C (73W) TL	Scorpion Trail III Fr.	2527400	180/55 ZR 17 M/C (73W) TL	Scorpion Trail III	2.40	2.60
Hypermotard 1100; S; EVO	B1/00; B1/03 Vers. AA	1100	2007			120/70 ZR 17 M/C (58W) TL	120/70 ZR 17 M/C (73W) TL	Diablo Rosso Corsa II Fr.	2907100	180/55 ZR 17 M/C (73W) TL	Diablo Rosso Corsa II	2.40	2.60
Hypermotard 1100; S; EVO	B1/00; B1/03 Vers. AA	1100	2007			120/70 ZR 17 M/C (58W) TL	120/70 ZR 17 M/C (73W) TL	Angel GT Fr.	2317600	180/55 ZR 17 M/C (73W) TL	Angel GT	2.40	2.60

DUCATI (continued)



MODEL	TYPE	CC	MY From	MY To	Footnotes	FRONT			REAR			Pressure	
						IP-Code	Dimension	Tread	IP-Code	Dimension	Tread	Front	Rear
DUCAATI (continued)													
Hypermotard 950 SP MY 2019 -		950	2019			120/70 ZR 17 M/C (58W) TL	Diablo Rosso III Fr.	2635200	180/55 ZR 17 M/C (73W) TL	Diablo Rosso III	-	-	
Hypermotard 950 SP MY 2019 -		950	2019		10	2906900	Diablo Rosso Corsa II Fr.	2907100	180/55 ZR 17 M/C (73W) TL	Diablo Rosso Corsa II	-	-	
Hypermotard 950 SP MY 2019 -		950	2019			2812600	Diablo Supercorsa SP Fr.	3106800	180/55 ZR 17 M/C (73W) V3 TL	Diablo Supercorsa SP	-	-	
Hypermotard SP 821	B2 00	821	2013		10	2812600	Diablo Supercorsa SP Fr.	3106800	180/55 ZR 17 M/C (73W) V3 TL	Diablo Supercorsa SP	2.40	2.50	
Hypermotard SP 821	B2 00	821	2013		10	3111300	Angel GT II Fr.	3112000	180/55 ZR 17 M/C (73W) TL	Angel GT II	2.40	2.50	
Hypermotard SP 821	B2 00	821	2013			2387600	Angel GT Fr.	2317600	180/55 ZR 17 M/C (73W) TL	Angel GT	2.40	2.50	
Hypermotard SP 821	B2 00	821	2013			2526300	Scorpion Trail II Fr.	2527400	180/55 ZR 17 M/C (73W) TL	Scorpion Trail II	2.40	2.50	
Hypermotard SP 821	B2 00	821	2013			2906900	Diablo Rosso Corsa II Fr.	2907100	180/55 ZR 17 M/C (73W) TL	Diablo Rosso Corsa II	2.40	2.50	
Hypermotard SP 821	B2 00	821	2013			2166900	Diablo Supercorsa SP Fr.	2244800	180/55 ZR 17 M/C (73W) TL	Diablo Supercorsa SP	2.40	2.50	
Hypermotard SP 821	B2 00	821	2013			2635200	Diablo Rosso III Fr.	2635500	180/55 ZR 17 M/C (73W) TL	Diablo Rosso III	2.40	2.50	
Hypermotard SP 821	B2 00	821	2013			1734600	Diablo Rosso Corsa Fr.	1927700	180/55 ZR 17 M/C (73W) TL	Diablo Rosso Corsa	2.40	2.50	
Hypermotard SP 821	B2 00	821	2013			2636000	MT 60 RS Fr.	2636100	180/55 ZR 17 M/C (73W) TL	MT 60 RS	2.40	2.50	
Hypermotard SP 821	B2 00	821	2013			2148800	Diablo Rosso II D Fr.	2068500	180/55 ZR 17 M/C (73W) TL	Diablo Rosso II	2.40	2.50	
Hypermotard SP 821	B2 00	821	2013		10	3111300	Angel GT II Fr.	3112000	180/55 ZR 17 M/C (73W) TL	Angel GT II	2.40	2.50	
Hyperstrada 821	B2 00	821	2013			2526300	Scorpion Trail II Fr.	2527400	180/55 ZR 17 M/C (73W) TL	Scorpion Trail II	2.40	2.50	
Hyperstrada 821	B2 00	821	2013			2387600	Angel GT Fr.	2317600	180/55 ZR 17 M/C (73W) TL	Angel GT	2.40	2.50	
Hyperstrada 821	B2 00	821	2013			2906900	Diablo Rosso Corsa II Fr.	2907100	180/55 ZR 17 M/C (73W) TL	Diablo Rosso Corsa II	2.40	2.50	
Hyperstrada 821	B2 00	821	2013			2635200	Diablo Rosso III Fr.	2635500	180/55 ZR 17 M/C (73W) TL	Diablo Rosso III	2.40	2.50	
Hyperstrada 821	B2 00	821	2013			2636000	MT 60 RS Fr.	2636100	180/55 ZR 17 M/C (73W) TL	MT 60 RS	2.40	2.50	
Hyperstrada 821	B2 00	821	2013			2148800	Diablo Rosso II D Fr.	2068500	180/55 ZR 17 M/C (73W) TL	Diablo Rosso II	2.40	2.50	
Hyperstrada 939	BA	939	2016		10	3111300	Angel GT II Fr.	3112000	180/55 ZR 17 M/C (73W) TL	Angel GT II	2.30	2.50	
Hyperstrada 939	BA	939	2016			2387600	Angel GT Fr.	2317600	180/55 ZR 17 M/C (73W) TL	Angel GT	2.30	2.50	
Hyperstrada 939	BA	939	2016			2526300	Scorpion Trail II Fr.	2527400	180/55 ZR 17 M/C (73W) TL	Scorpion Trail II	2.30	2.50	
Hyperstrada 939	BA	939	2016			2635200	Diablo Rosso III Fr.	2635500	180/55 ZR 17 M/C (73W) TL	Diablo Rosso III	2.30	2.50	
M 600	M 3	600	2000		10	3111200	Angel GT II Fr.	3112000	180/55 ZR 17 M/C (73W) TL	Angel GT II	2.20	2.40	
M 600	M 3	600	2000			2316900	Angel GT Fr.	2317400	160/60 ZR 17 M/C (69W) TL	Angel GT	2.20	2.40	
M 600	M 3	600	2000			2635100	Diablo Rosso III Fr.	2635500	160/60 ZR 17 M/C (69W) TL	Diablo Rosso III	2.20	2.40	
M 600	M 3	600	2000			2070000	Diablo Rosso II Fr.	2070200	160/60 ZR 17 M/C (69W) TL	Diablo Rosso II	2.20	2.40	
M 600	M 3	600	2000			2595800	Angel ST Fr.	1968800	160/60 ZR 17 M/C (69W) TL	Angel ST	2.20	2.40	
M 600; Dark; City	ZDM 600 M; M	600	1994		10	3111200	Angel GT II Fr.	3111700	160/60 ZR 17 M/C (69W) TL	Angel GT II	2.20	2.40	
M 600; Dark; City	ZDM 600 M; M	600	1994			2316900	Angel GT Fr.	2317400	160/60 ZR 17 M/C (69W) TL	Angel GT	2.20	2.40	
M 600; Dark; City	ZDM 600 M; M	600	1994			2635100	Diablo Rosso III Fr.	2635500	160/60 ZR 17 M/C (69W) TL	Diablo Rosso III	2.20	2.40	
M 600; Dark; City	ZDM 600 M; M	600	1994			2070000	Diablo Rosso II Fr.	2070200	160/60 ZR 17 M/C (69W) TL	Diablo Rosso II	2.20	2.40	
M 600; Dark; City	ZDM 600 M; M	600	1994			2595800	Angel ST Fr.	1968800	160/60 ZR 17 M/C (69W) TL	Angel ST	2.20	2.40	
M 620; Dark	M4 / 03 bzw. 08	620	2002		10	3111200	Angel GT II Fr.	3111700	160/60 ZR 17 M/C (69W) TL	Angel GT II	2.20	2.40	
M 620; Dark	M4 / 03 bzw. 08	620	2002			2316900	Angel GT Fr.	2317400	160/60 ZR 17 M/C (69W) TL	Angel GT	2.20	2.40	
M 620; Dark	M4 / 03 bzw. 08	620	2002			2635100	Diablo Rosso III Fr.	2635500	160/60 ZR 17 M/C (69W) TL	Diablo Rosso III	2.20	2.40	
M 620; Dark	M4 / 03 bzw. 08	620	2002			2070000	Diablo Rosso II Fr.	2070200	160/60 ZR 17 M/C (69W) TL	Diablo Rosso II	2.20	2.40	
M 620; Dark	M4 / 03 bzw. 08	620	2002			2595800	Angel ST Fr.	1968800	160/60 ZR 17 M/C (69W) TL	Angel ST	2.20	2.40	
M 750; Dark; City	M; M1	750	1996		10	3111200	Angel GT II Fr.	3111700	160/60 ZR 17 M/C (69W) TL	Angel GT II	2.20	2.40	
M 750; Dark; City	M; M1	750	1996			2316900	Angel GT Fr.	2317400	160/60 ZR 17 M/C (69W) TL	Angel GT	2.20	2.40	
M 750; Dark; City	M; M1	750	1996			2635100	Diablo Rosso III Fr.	2635500	160/60 ZR 17 M/C (69W) TL	Diablo Rosso III	2.20	2.40	
M 750; Dark; City	M; M1	750	1996			2070000	Diablo Rosso II Fr.	2070200	160/60 ZR 17 M/C (69W) TL	Diablo Rosso II	2.20	2.40	
M 750; Dark; City	M; M1	750	1996			2595800	Angel ST Fr.	1968800	160/60 ZR 17 M/C (69W) TL	Angel ST	2.20	2.40	
M 900 le	M2	900	1999		10	2812600	Diablo Supercorsa SP Fr.	3106800	180/55 ZR 17 M/C (73W) V3 TL	Diablo Supercorsa SP	2.20	2.40	
M 900 le	M2	900	1999		10	3111300	Angel GT II Fr.	3111900	170/60 ZR 17 M/C (72W) TL	Angel GT II	2.20	2.40	
M 900 le	M2	900	1999		10	3111300	Angel GT II Fr.	3112000	180/55 ZR 17 M/C (73W) TL	Angel GT II	2.20	2.40	
M 900 le	M2	900	1999			2906900	Diablo Rosso Corsa II Fr.	2907100	180/55 ZR 17 M/C (73W) TL	Diablo Rosso Corsa II	2.20	2.40	



MODEL	TYPE	CC	MY From	MY To	Footnotes	FRONT			REAR			Pressure		
						IP-Code	Dimension	Tread	IP-Code	Dimension	Tread	Front	Rear	
DUCATI (continued)														
M S2R 800 MY 2007 -	M4 / 21	800	2007			120/70 ZR 17 M/C (58W) TL	Diablo Rosso II K Fr.	2068500	180/55 ZR 17 M/C (73W) TL	Diablo Rosso II	2.20	2.40		
M S2R 800 MY 2007 -	M4 / 21	800	2007			120/70 ZR 17 M/C (58W) TL	Angel ST Fr.	1868500	180/55 ZR 17 M/C (73W) TL	Angel ST	2.20	2.40		
MH 900 E	V3	900	2001		10	120/70 ZR 17 M/C (58W) TL	Angel GT II Fr.	3112000	180/55 ZR 17 M/C (73W) TL	Angel GT II	2.20	2.50		
MH 900 E	V3	900	2001			120/70 ZR 17 M/C (58W) TL	Angel GT Fr.	2387600	180/55 ZR 17 M/C (73W) TL	Angel GT	2.20	2.50		
MH 900 E	V3	900	2001		10	120/70 ZR 17 M/C (58W) TL	Diablo Rosso Corsa II Fr.	2907100	180/55 ZR 17 M/C (73W) TL	Diablo Rosso Corsa II	2.20	2.50		
MH 900 E	V3	900	2001		10	120/70 ZR 17 M/C (58W) TL	Phantom Sportscomp Fr.	2636300	180/55 ZR 17 M/C (73W) TL	Phantom Sportscomp	2.20	2.50		
MH 900 E	V3	900	2001		10	120/70 ZR 17 M/C (58W) TL	Diablo Rosso III Fr.	2635500	180/55 ZR 17 M/C (73W) TL	Diablo Rosso III	2.20	2.50		
MH 900 E	V3	900	2001		10	120/70 ZR 17 M/C (58W) TL	Angel GT II Fr.	3112000	180/55 ZR 17 M/C (73W) TL	Angel GT II	2.20	2.40		
Monster 1000	M4 / 04	1000	2003		10	120/70 ZR 17 M/C (58W) TL	Diablo Supercorsa SP Fr.	3106800	180/55 ZR 17 M/C (73W) V3 TL	Diablo Supercorsa SP	2.20	2.40		
Monster 1000	M4 / 04	1000	2003		10	120/70 ZR 17 M/C (58W) TL	Angel GT II Fr.	3111900	170/60 ZR 17 M/C (72W) TL	Angel GT II	2.20	2.40		
Monster 1000	M4 / 04	1000	2003		10	120/70 ZR 17 M/C (58W) TL	Diablo Supercorsa SP Fr.	3310600	190/50 ZR 17 M/C (73W) V3 TL	Diablo Supercorsa SP	2.20	2.40		
Monster 1000	M4 / 04	1000	2003		10	120/70 ZR 17 M/C (58W) TL	Diablo Supercorsa SP Fr.	2244800	180/55 ZR 17 M/C (73W) TL	Diablo Supercorsa SP	2.20	2.40		
Monster 1000	M4 / 04	1000	2003		10	120/70 ZR 17 M/C (58W) TL	Diablo Supercorsa SP Fr.	2304300	190/50 ZR 17 M/C (73W) TL	Diablo Supercorsa SP	2.20	2.40		
Monster 1000	M4 / 04	1000	2003			120/70 ZR 17 M/C (58W) TL	Angel GT Fr.	2317600	180/55 ZR 17 M/C (73W) TL	Angel GT	2.20	2.40		
Monster 1000	M4 / 04	1000	2003			120/70 ZR 17 M/C (58W) TL	Angel GT Fr.	2317500	170/60 ZR 17 M/C (72W) TL	Angel GT	2.20	2.40		
Monster 1000	M4 / 04	1000	2003			120/70 ZR 17 M/C (58W) TL	Diablo Rosso Corsa II Fr.	2907100	180/55 ZR 17 M/C (73W) TL	Diablo Rosso Corsa II	2.20	2.40		
Monster 1000	M4 / 04	1000	2003			120/70 ZR 17 M/C (58W) TL	Scorpion Trail II Fr.	2527400	180/55 ZR 17 M/C (73W) TL	Scorpion Trail II	2.20	2.40		
Monster 1000	M4 / 04	1000	2003		10	120/70 ZR 17 M/C (58W) TL	Diablo Rosso Corsa II Fr.	2907300	190/50 ZR 17 M/C (73W) TL	Diablo Rosso Corsa II	2.20	2.40		
Monster 1000	M4 / 04	1000	2003			120/70 ZR 17 M/C (58W) TL	Diablo Rosso III Fr.	2635500	180/55 ZR 17 M/C (73W) TL	Diablo Rosso III	2.20	2.40		
Monster 1000	M4 / 04	1000	2003		10	120/70 ZR 17 M/C (58W) TL	Diablo Rosso III Fr.	2635700	190/50 ZR 17 M/C (73W) TL	Diablo Rosso III	2.20	2.40		
Monster 1000	M4 / 04	1000	2003			120/70 ZR 17 M/C (58W) TL	MT 60 RS Fr.	2636100	180/55 ZR 17 M/C (73W) TL	MT 60 RS	2.20	2.40		
Monster 1000	M4 / 04	1000	2003			120/70 ZR 17 M/C (58W) TL	Diablo Rosso Corsa Fr.	1927700	180/55 ZR 17 M/C (73W) TL	Diablo Rosso Corsa	2.20	2.40		
Monster 1000	M4 / 04	1000	2003			120/70 ZR 17 M/C (58W) TL	Diablo Rosso II K Fr.	2070300	170/60 ZR 17 M/C (72W) TL	Diablo Rosso II	2.20	2.40		
Monster 1000	M4 / 04	1000	2003			120/70 ZR 17 M/C (58W) TL	Diablo Rosso II K Fr.	1430000	180/55 ZR 17 M/C (73W) TL	Diablo Rosso II	2.20	2.40		
Monster 1000	M4 / 04	1000	2003			120/70 ZR 17 M/C (58W) TL	Diablo Rosso II K Fr.	2068500	180/55 ZR 17 M/C (73W) TL	Diablo Rosso II	2.20	2.40		
Monster 1000	M4 / 04	1000	2003			120/70 ZR 17 M/C (58W) TL	Angel ST Fr.	1868500	180/55 ZR 17 M/C (73W) TL	Angel ST	2.20	2.40		
Monster 1100; S; Evo	M5 / 02	1100	2009		10	120/70 ZR 17 M/C (58W) V3 TL	Diablo Supercorsa SP Fr.	3106800	180/55 ZR 17 M/C (73W) V3 TL	Diablo Supercorsa SP	2.20	2.40		
Monster 1100; S; Evo	M5 / 02	1100	2009		10	120/70 ZR 17 M/C (58W) TL	Angel GT II Fr.	3112000	180/55 ZR 17 M/C (73W) TL	Angel GT II	2.20	2.40		
Monster 1100; S; Evo	M5 / 02	1100	2009			120/70 ZR 17 M/C (58W) TL	Angel GT Fr.	2317600	180/55 ZR 17 M/C (73W) TL	Angel GT	2.20	2.40		
Monster 1100; S; Evo	M5 / 02	1100	2009			120/70 ZR 17 M/C (58W) TL	Diablo Rosso Corsa II Fr.	2907100	180/55 ZR 17 M/C (73W) TL	Diablo Rosso Corsa II	2.20	2.40		
Monster 1100; S; Evo	M5 / 02	1100	2009			120/70 ZR 17 M/C (58W) TL	Diablo Supercorsa SP Fr.	2244800	180/55 ZR 17 M/C (73W) TL	Diablo Supercorsa SP	2.20	2.40		
Monster 1100; S; Evo	M5 / 02	1100	2009			120/70 ZR 17 M/C (58W) TL	Diablo Rosso III Fr.	2635500	180/55 ZR 17 M/C (73W) TL	Diablo Rosso III	2.20	2.40		
Monster 1100; S; Evo	M5 / 02	1100	2009			120/70 ZR 17 M/C (58W) TL	MT 60 RS Fr.	2636100	180/55 ZR 17 M/C (73W) TL	MT 60 RS	2.20	2.40		
Monster 1100; S; Evo	M5 / 02	1100	2009			120/70 ZR 17 M/C (58W) TL	Diablo Rosso Corsa Fr.	1927700	180/55 ZR 17 M/C (73W) TL	Diablo Rosso Corsa	2.20	2.40		
Monster 1100; S; Evo	M5 / 02	1100	2009			120/70 ZR 17 M/C (58W) TL	Angel ST Fr.	1868500	180/55 ZR 17 M/C (73W) TL	Angel ST	2.20	2.40		
Monster 1100; S; Evo	M5 / 02	1100	2009			120/70 ZR 17 M/C (58W) TL	Diablo Rosso II D Fr.	2068500	180/55 ZR 17 M/C (73W) TL	Diablo Rosso II	2.20	2.40		
Monster 1200 R MY 2016 -	MA	1200	2016		10	120/70 ZR 17 M/C (58W) V3 TL	Diablo Supercorsa SP Fr.	3310700	200/55 ZR 17 M/C (78W) V3 TL	Diablo Supercorsa SP	2.30	2.50		
Monster 1200 R MY 2016 -	MA	1200	2016			120/70 ZR 17 M/C (58W) TL	Diablo Rosso III D Fr.	2635900	200/55 ZR 17 M/C (78W) TL	Diablo Rosso III	2.30	2.50		
Monster 1200 R MY 2016 -	MA	1200	2016			120/70 ZR 17 M/C (58W) TL	Diablo Supercorsa SP Fr.	2167000	200/55 ZR 17 M/C (78W) TL	Diablo Supercorsa SP	2.30	2.50		
Monster 1200 R MY 2016 -	MA	1200	2016			120/70 ZR 17 M/C (58W) TL	Diablo Rosso Corsa II Fr.	2907500	200/55 ZR 17 M/C (78W) TL	Diablo Rosso Corsa II	2.30	2.50		
Monster 1200; S MY 2014 -	M6	1200	2014	2016	10	120/70 ZR 17 M/C (58W) TL	Angel GT II Fr.	3112400	190/55 ZR 17 M/C (75W) TL	Angel GT II	2.50	2.80		
Monster 1200; S MY 2014 -	M6	1200	2014	2016		120/70 ZR 17 M/C (58W) TL	Diablo Rosso III D Fr.	3042900	190/55 ZR 17 M/C (75W) TL	Diablo Rosso III D	2.50	2.80		
Monster 1200; S MY 2014 -	M6	1200	2014	2016		120/70 ZR 17 M/C (58W) TL	Angel GT Fr.	2317800	190/55 ZR 17 M/C (75W) TL	Angel GT	2.50	2.80		
Monster 1200; S MY 2014 -	M6	1200	2014	2016		120/70 ZR 17 M/C (58W) TL	Diablo Supercorsa SP Fr.	2304500	190/55 ZR 17 M/C (75W) TL	Diablo Supercorsa SP	2.50	2.80		
Monster 1200; S MY 2014 -	M6	1200	2014	2016		120/70 ZR 17 M/C (58W) TL	Diablo Rosso Corsa II Fr.	2907400	190/55 ZR 17 M/C (75W) TL	Diablo Rosso Corsa II	2.50	2.80		
Monster 1200; S MY 2014 -	M6	1200	2014	2016	10	120/70 ZR 17 M/C (58W) V3 TL	Diablo Supercorsa SP Fr.	3115100	190/55 ZR 17 M/C (75W) V3 TL	Diablo Supercorsa SP	2.50	2.80		
Monster 1200; S MY 2014 -	M6	1200	2014	2016		120/70 ZR 17 M/C (58W) TL	Diablo Rosso II D Fr.	2068700	190/55 ZR 17 M/C (75W) TL	Diablo Rosso II	2.50	2.80		
Monster 1200; S MY 2017 -	MA 02	1200	2017		10	120/70 ZR 17 M/C (58W) TL	Angel GT II Fr.	3112400	190/55 ZR 17 M/C (75W) TL	Angel GT II	2.50	2.80		

DUCATI (continued)

Monster 1200; S MY 2017 -	MA 02	1200	2017				10	2387600	120/70 ZR 17 M/C (58W) TL	Angel GT Fr.	2317800	190/55 ZR 17 M/C (75W) TL	Angel GT	2.50	2.80
Monster 1200; S MY 2017 -	MA 02	1200	2017					2906900	120/70 ZR 17 M/C (58W) TL	Diablo Rosso Corsa II Fr.	2907400	190/55 ZR 17 M/C (75W) TL	Diablo Rosso Corsa II	2.50	2.80
Monster 1200; S MY 2017 -	MA 02	1200	2017					2807800	120/70 ZR 17 M/C (58W) TL	Diablo Rosso III D Fr.	3042900	190/55 ZR 17 M/C (75W) TL	Diablo Rosso III D	2.50	2.80
Monster 1200; S MY 2017 -	MA 02	1200	2017					2166900	120/70 ZR 17 M/C (58W) TL	Diablo Supercorsa SP Fr.	2304500	190/55 ZR 17 M/C (75W) TL	Diablo Supercorsa SP	2.50	2.80
Monster 1200; S MY 2017 -	MA 02	1200	2017				10	2812600	120/70 ZR 17 M/C (58W) V3 TL	Diablo Supercorsa SP Fr.	3115100	190/55 ZR 17 M/C (75W) V3 TL	Diablo Supercorsa SP	2.50	2.80
Monster 695	M4 / 19	695	2007				10	3111200	120/60 ZR 17 M/C (55W) TL	Angel GT II Fr.	3117400	160/60 ZR 17 M/C (69W) TL	Angel GT II	2.20	2.40
Monster 695	M4 / 19	695	2007					2316900	120/60 ZR 17 M/C (55W) TL	Angel GT Fr.	2317400	160/60 ZR 17 M/C (69W) TL	Angel GT	2.20	2.40
Monster 695	M4 / 19	695	2007					2635100	120/60 ZR 17 M/C (55W) TL	Diablo Rosso III Fr.	2635400	160/60 ZR 17 M/C (69W) TL	Diablo Rosso III	2.20	2.40
Monster 695	M4 / 19	695	2007					2070000	120/60 ZR 17 M/C (55W) TL	Diablo Rosso II Fr.	2070200	160/60 ZR 17 M/C (69W) TL	Diablo Rosso II	2.20	2.40
Monster 696 MY 2008 -	M5/ 00	696	2008				10	3111200	120/60 ZR 17 M/C (55W) TL	Angel GT II Fr.	3111700	160/60 ZR 17 M/C (69W) TL	Angel GT II	2.40	2.60
Monster 696 MY 2008 -	M5/ 00	696	2008					2316900	120/60 ZR 17 M/C (55W) TL	Angel GT Fr.	2317400	160/60 ZR 17 M/C (69W) TL	Angel GT	2.40	2.60
Monster 696 MY 2008 -	M5/ 00	696	2008					2635100	120/60 ZR 17 M/C (55W) TL	Diablo Rosso III Fr.	2635400	160/60 ZR 17 M/C (69W) TL	Diablo Rosso III	2.40	2.60
Monster 696 MY 2008 -	M5/ 00	696	2008					2070000	120/60 ZR 17 M/C (55W) TL	Diablo Rosso II Fr.	2070200	160/60 ZR 17 M/C (69W) TL	Diablo Rosso II	2.40	2.60
Monster 696 MY 2008 -	M5/ 00	696	2008					2595800	120/60 ZR 17 M/C (55W) TL	Angel ST Fr.	1868800	160/60 ZR 17 M/C (69W) TL	Angel ST	2.40	2.60
Monster 750 i.e.	M	750	2002				10	3111200	120/60 ZR 17 M/C (55W) TL	Angel GT II Fr.	3111700	160/60 ZR 17 M/C (69W) TL	Angel GT II	2.20	2.40
Monster 750 i.e.	M	750	2002					2316900	120/60 ZR 17 M/C (55W) TL	Angel GT Fr.	2317400	160/60 ZR 17 M/C (69W) TL	Angel GT	2.20	2.40
Monster 750 i.e.	M	750	2002					2635100	120/60 ZR 17 M/C (55W) TL	Diablo Rosso III Fr.	2635400	160/60 ZR 17 M/C (69W) TL	Diablo Rosso III	2.20	2.40
Monster 750 i.e.	M	750	2002					2070000	120/60 ZR 17 M/C (55W) TL	Diablo Rosso II Fr.	2070200	160/60 ZR 17 M/C (69W) TL	Diablo Rosso II	2.20	2.40
Monster 750 i.e.	M	750	2002					2595800	120/60 ZR 17 M/C (55W) TL	Angel ST Fr.	1868800	160/60 ZR 17 M/C (69W) TL	Angel ST	2.20	2.40
Monster 796 ABS	M5/06 Vers. AB	796	2010				10	3111300	120/70 ZR 17 M/C (58W) TL	Angel GT II Fr.	3112000	180/55 ZR 17 M/C (73W) TL	Angel GT II	2.20	2.40
Monster 796 ABS	M5/06 Vers. AB	796	2010					2812600	120/70 ZR 17 M/C (58W) V3 TL	Diablo Supercorsa SP Fr.	3106800	180/55 ZR 17 M/C (73W) V3 TL	Diablo Supercorsa SP	2.20	2.40
Monster 796 ABS	M5/06 Vers. AB	796	2010					2387600	120/70 ZR 17 M/C (58W) TL	Angel GT Fr.	2317600	180/55 ZR 17 M/C (73W) TL	Angel GT	2.20	2.40
Monster 796 ABS	M5/06 Vers. AB	796	2010					2166900	120/70 ZR 17 M/C (58W) TL	Diablo Supercorsa SP Fr.	2244800	180/55 ZR 17 M/C (73W) TL	Diablo Supercorsa SP	2.20	2.40
Monster 796 ABS	M5/06 Vers. AB	796	2010					2906900	120/70 ZR 17 M/C (58W) TL	Diablo Rosso Corsa II Fr.	2907100	180/55 ZR 17 M/C (73W) TL	Diablo Rosso Corsa II	2.20	2.40
Monster 796 ABS	M5/06 Vers. AB	796	2010					2635200	120/70 ZR 17 M/C (58W) TL	Diablo Rosso III Fr.	2635500	180/55 ZR 17 M/C (73W) TL	Diablo Rosso III	2.20	2.40
Monster 796 ABS	M5/06 Vers. AB	796	2010					2636000	120/70 ZR 17 M/C (58W) TL	MT 60 RS Fr.	2636100	180/55 ZR 17 M/C (73W) TL	MT 60 RS	2.20	2.40
Monster 796 ABS	M5/06 Vers. AB	796	2010					1734600	120/70 ZR 17 M/C (58W) TL	Diablo Rosso Corsa Fr.	1927700	180/55 ZR 17 M/C (73W) TL	Diablo Rosso Corsa	2.20	2.40
Monster 796 ABS	M5/06 Vers. AB	796	2010					2148800	120/70 ZR 17 M/C (58W) TL	Diablo Rosso II D Fr.	2068500	180/55 ZR 17 M/C (73W) TL	Diablo Rosso II	2.20	2.40
Monster 796 ABS	M5/06 Vers. AB	796	2010					1868400	120/70 ZR 17 M/C (58W) TL	Angel ST Fr.	1868500	180/55 ZR 17 M/C (73W) TL	Angel ST	2.20	2.40
Monster 797 MY 2017 -	MD	797	2017				10	3111300	120/70 ZR 17 M/C (58W) TL	Angel GT II Fr.	3112000	180/55 ZR 17 M/C (73W) TL	Angel GT II	2.50	2.50
Monster 797 MY 2017 -	MD	797	2017					2906900	120/70 ZR 17 M/C (58W) TL	Diablo Rosso Corsa II Fr.	2907100	180/55 ZR 17 M/C (73W) TL	Diablo Rosso Corsa II	2.50	2.50
Monster 797 MY 2017 -	MD	797	2017					2387600	120/70 ZR 17 M/C (58W) TL	Angel GT Fr.	2317600	180/55 ZR 17 M/C (73W) TL	Angel GT	2.50	2.50
Monster 797 MY 2017 -	MD	797	2017					2807800	120/70 ZR 17 M/C (58W) TL	Diablo Rosso III D Fr.	3243700	180/55 ZR 17 M/C (73W) TL	Diablo Rosso III D	2.50	2.50
Monster 797 MY 2017 -	MD	797	2017					2635200	120/70 ZR 17 M/C (58W) TL	Diablo Rosso III Fr.	2635500	180/55 ZR 17 M/C (73W) TL	Diablo Rosso III	2.50	2.50
Monster 797 MY 2017 -	MD	797	2017					1734600	120/70 ZR 17 M/C (58W) TL	Diablo Rosso Corsa Fr.	1927700	180/55 ZR 17 M/C (73W) TL	Diablo Rosso Corsa	2.50	2.50
Monster 797 MY 2017 -	MD	797	2017					2148800	120/70 ZR 17 M/C (58W) TL	Diablo Rosso II D Fr.	2068500	180/55 ZR 17 M/C (73W) TL	Diablo Rosso II	2.50	2.50
Monster 800	M4 / 06	800	2003				10	3111200	120/60 ZR 17 M/C (55W) TL	Angel GT II Fr.	3111700	160/60 ZR 17 M/C (69W) TL	Angel GT II	2.20	2.40
Monster 800	M4 / 06	800	2003					2316900	120/60 ZR 17 M/C (55W) TL	Angel GT Fr.	2317400	160/60 ZR 17 M/C (69W) TL	Angel GT	2.20	2.40
Monster 800	M4 / 06	800	2003					2635100	120/60 ZR 17 M/C (55W) TL	Diablo Rosso III Fr.	2635400	160/60 ZR 17 M/C (69W) TL	Diablo Rosso III	2.20	2.40
Monster 800	M4 / 06	800	2003					2070000	120/60 ZR 17 M/C (55W) TL	Diablo Rosso II Fr.	2070200	160/60 ZR 17 M/C (69W) TL	Diablo Rosso II	2.20	2.40
Monster 800	M4 / 06	800	2003					2595800	120/60 ZR 17 M/C (55W) TL	Angel ST Fr.	1868800	160/60 ZR 17 M/C (69W) TL	Angel ST	2.20	2.40
Monster 821 MY 2018 -	MH	821	2018				10	2812600	120/70 ZR 17 M/C (58W) V3 TL	Diablo Supercorsa SP Fr.	3106800	180/55 ZR 17 M/C (73W) V3 TL	Diablo Supercorsa SP	2.30	2.50
Monster 821 MY 2018 -	MH	821	2018					3111300	120/70 ZR 17 M/C (58W) TL	Angel GT II Fr.	3112000	180/55 ZR 17 M/C (73W) TL	Angel GT II	2.30	2.50
Monster 821 MY 2018 -	MH	821	2018					2906900	120/70 ZR 17 M/C (58W) TL	Diablo Rosso Corsa II Fr.	2907100	180/55 ZR 17 M/C (73W) TL	Diablo Rosso Corsa II	2.30	2.50
Monster 821 MY 2018 -	MH	821	2018					2387600	120/70 ZR 17 M/C (58W) TL	Angel GT Fr.	2317600	180/55 ZR 17 M/C (73W) TL	Angel GT	2.30	2.50
Monster 821 MY 2018 -	MH	821	2018				10	2166900	120/70 ZR 17 M/C (58W) TL	Diablo Supercorsa SP Fr.	2244800	180/55 ZR 17 M/C (73W) TL	Diablo Supercorsa SP	2.30	2.50
Monster 821 MY 2018 -	MH	821	2018					2807800	120/70 ZR 17 M/C (58W) TL	Diablo Rosso III D Fr.	3243700	180/55 ZR 17 M/C (73W) TL	Diablo Rosso III D	2.30	2.50
Monster 821 MY 2018 -	MH	821	2018					2635200	120/70 ZR 17 M/C (58W) TL	Diablo Rosso III Fr.	2635500	180/55 ZR 17 M/C (73W) TL	Diablo Rosso III	2.30	2.50
Monster 821 MY 2018 -	M7 / 01	821	2014	2016				2906900	120/70 ZR 17 M/C (58W) TL	Diablo Rosso Corsa II Fr.	2907200	180/60 ZR 17 M/C (75W) TL	Diablo Rosso Corsa II	2.60	2.80
Monster 821; Dark (35 KW)(all versions)	M7 / 01	821	2014	2016			10	2812600	120/70 ZR 17 M/C (58W) V3 TL	Diablo Supercorsa SP Fr.	3310500	180/60 ZR 17 M/C (75W) V3 TL	Diablo Supercorsa SP	2.60	2.80
Monster 821; Dark (35 KW)(all versions)	M7 / 01	821	2014	2016				2635200	120/70 ZR 17 M/C (58W) TL	Diablo Rosso III Fr.	2635600	180/60 ZR 17 M/C (75W) TL	Diablo Rosso III	2.60	2.80
Monster 821; Dark (35 KW)(all versions)	M7 / 01	821	2014	2016				1734600	120/70 ZR 17 M/C (58W) TL	Diablo Rosso Corsa Fr.	2127000	180/60 ZR 17 M/C (75W) TL	Diablo Rosso Corsa	2.60	2.80



MODEL	TYPE	CC	MY From	MY To	Footnotes	FRONT			REAR			Pressure	
						IP-Code	Dimension	Tread	IP-Code	Dimension	Tread	Front	Rear
Monster 821; Dark (35 KW) (all versions)	M7 / 01	821	2014	2016		2148800	120/70 ZR 17 M/C (58W) TL	Diablo Rosso II D Fr.	2321900	180/60 ZR 17 M/C (75W) TL	Diablo Rosso II	2.60	2.80
Monster 821; Dark (all versions)	M6 / 04	821	2014	2016	10	2812600	120/70 ZR 17 M/C (58W) V3 TL	Diablo Supercorsa SP Fr.	3310500	180/60 ZR 17 M/C (75W) V3 TL	Diablo Supercorsa SP	2.60	2.80
Monster 821; Dark (all versions)	M6 / 04	821	2014	2016		2906900	120/70 ZR 17 M/C (58W) TL	Diablo Rosso Corsa II Fr.	2907200	180/60 ZR 17 M/C (75W) TL	Diablo Rosso Corsa II	2.60	2.80
Monster 821; Dark (all versions)	M6 / 04	821	2014	2016		2635200	120/70 ZR 17 M/C (58W) TL	Diablo Rosso III Fr.	2635600	180/60 ZR 17 M/C (75W) TL	Diablo Rosso III	2.60	2.80
Monster 821; Dark (all versions)	M6 / 04	821	2014	2016		1734600	120/70 ZR 17 M/C (58W) TL	Diablo Rosso Corsa Fr.	2127000	180/60 ZR 17 M/C (75W) TL	Diablo Rosso Corsa	2.60	2.80
Monster 821; Dark (all versions)	M6 / 04	821	2014	2016		2148800	120/70 ZR 17 M/C (58W) TL	Diablo Rosso II D Fr.	2321900	180/60 ZR 17 M/C (75W) TL	Diablo Rosso II	2.60	2.80
Monster 821; Stripe MY 2017 -	MC	821	2017		10	2812600	120/70 ZR 17 M/C (58W) V3 TL	Diablo Supercorsa SP Fr.	3310500	180/60 ZR 17 M/C (75W) V3 TL	Diablo Supercorsa SP	2.60	2.80
Monster 821; Stripe MY 2017 -	MC	821	2017			2906900	120/70 ZR 17 M/C (58W) TL	Diablo Rosso Corsa II Fr.	2907200	180/60 ZR 17 M/C (75W) TL	Diablo Rosso Corsa II	2.60	2.80
Monster 821; Stripe MY 2017 -	MC	821	2017			2635200	120/70 ZR 17 M/C (58W) TL	Diablo Rosso III Fr.	2635600	180/60 ZR 17 M/C (75W) TL	Diablo Rosso III	2.60	2.80
Monster 821; Stripe MY 2017 -	MC	821	2017			1734600	120/70 ZR 17 M/C (58W) TL	Diablo Rosso Corsa Fr.	2127000	180/60 ZR 17 M/C (75W) TL	Diablo Rosso Corsa	2.60	2.80
Monster 821; Stripe MY 2017 -	MC	821	2017			2148800	120/70 ZR 17 M/C (58W) TL	Diablo Rosso II D Fr.	2321900	180/60 ZR 17 M/C (75W) TL	Diablo Rosso II	2.60	2.80
Monster S2R 1000	M4 / 16	1000	2006		10	3111300	120/70 ZR 17 M/C (58W) TL	Angel GT II Fr.	3112000	180/55 ZR 17 M/C (73W) TL	Angel GT II	2.20	2.40
Monster S2R 1000	M4 / 16	1000	2006		10	2812600	120/70 ZR 17 M/C (58W) V3 TL	Diablo Supercorsa SP Fr.	3106800	180/55 ZR 17 M/C (73W) V3 TL	Diablo Supercorsa SP	2.20	2.40
Monster S2R 1000	M4 / 16	1000	2006			2166900	120/70 ZR 17 M/C (58W) TL	Diablo Supercorsa SP Fr.	2244800	180/55 ZR 17 M/C (73W) TL	Diablo Supercorsa SP	2.20	2.40
Monster S2R 1000	M4 / 16	1000	2006			2906900	120/70 ZR 17 M/C (58W) TL	Diablo Rosso Corsa II Fr.	2907100	180/55 ZR 17 M/C (73W) TL	Diablo Rosso Corsa II	2.20	2.40
Monster S2R 1000	M4 / 16	1000	2006			2526300	120/70 ZR 17 M/C (58W) TL	Scorpion Trail II Fr.	2527400	180/55 ZR 17 M/C (73W) TL	Scorpion Trail II	2.20	2.40
Monster S2R 1000	M4 / 16	1000	2006			2387600	120/70 ZR 17 M/C (58W) TL	Angel GT Fr.	2317600	180/55 ZR 17 M/C (73W) TL	Angel GT	2.20	2.40
Monster S2R 1000	M4 / 16	1000	2006			2635200	120/70 ZR 17 M/C (58W) TL	Diablo Rosso III Fr.	2635500	180/55 ZR 17 M/C (73W) TL	Diablo Rosso III	2.20	2.40
Monster S2R 1000	M4 / 16	1000	2006			1734600	120/70 ZR 17 M/C (58W) TL	Diablo Rosso Corsa Fr.	1927700	180/55 ZR 17 M/C (73W) TL	Diablo Rosso Corsa	2.20	2.40
Monster S2R 1000	M4 / 16	1000	2006			2636000	120/70 ZR 17 M/C (58W) TL	MT 60 RS Fr.	2636100	180/55 ZR 17 M/C (73W) TL	MT 60 RS	2.20	2.40
Monster S2R 1000	M4 / 16	1000	2006			1868400	120/70 ZR 17 M/C (58W) TL	Angel ST Fr.	1868500	180/55 ZR 17 M/C (73W) TL	Angel ST	2.20	2.40
Monster S2R 1000	M4 / 16	1000	2006			1430700	120/70 ZR 17 M/C (58W) TL	Diablo Fr.	1430000	180/55 ZR 17 M/C (73W) TL	Diablo	2.20	2.40
Monster S2R 1000	M4 / 16	1000	2006			2291900	120/70 ZR 17 M/C (58W) TL	Diablo Rosso II K Fr.	2068500	180/55 ZR 17 M/C (73W) TL	Diablo Rosso II	2.20	2.40
Monster S2R 800	M4 / 14	800	2005		10	2812600	120/70 ZR 17 M/C (58W) V3 TL	Diablo Supercorsa SP Fr.	3106800	180/55 ZR 17 M/C (73W) V3 TL	Diablo Supercorsa SP	2.20	2.40
Monster S2R 800	M4 / 14	800	2005		10	3111300	120/70 ZR 17 M/C (58W) TL	Angel GT II Fr.	3112000	180/55 ZR 17 M/C (73W) TL	Angel GT II	2.20	2.40
Monster S2R 800	M4 / 14	800	2005			2906900	120/70 ZR 17 M/C (58W) TL	Diablo Rosso Corsa II Fr.	2907100	180/55 ZR 17 M/C (73W) TL	Diablo Rosso Corsa II	2.20	2.40
Monster S2R 800	M4 / 14	800	2005			2526300	120/70 ZR 17 M/C (58W) TL	Scorpion Trail II Fr.	2527400	180/55 ZR 17 M/C (73W) TL	Scorpion Trail II	2.20	2.40
Monster S2R 800	M4 / 14	800	2005			2387600	120/70 ZR 17 M/C (58W) TL	Angel GT Fr.	2317600	180/55 ZR 17 M/C (73W) TL	Angel GT	2.20	2.40
Monster S2R 800	M4 / 14	800	2005			2166900	120/70 ZR 17 M/C (58W) TL	Diablo Supercorsa SP Fr.	2244800	180/55 ZR 17 M/C (73W) TL	Diablo Supercorsa SP	2.20	2.40
Monster S2R 800	M4 / 14	800	2005			2635200	120/70 ZR 17 M/C (58W) TL	Diablo Rosso III Fr.	2635500	180/55 ZR 17 M/C (73W) TL	Diablo Rosso III	2.20	2.40
Monster S2R 800	M4 / 14	800	2005			2636000	120/70 ZR 17 M/C (58W) TL	MT 60 RS Fr.	2636100	180/55 ZR 17 M/C (73W) TL	MT 60 RS	2.20	2.40
Monster S2R 800	M4 / 14	800	2005			1734600	120/70 ZR 17 M/C (58W) TL	Diablo Rosso Corsa Fr.	1927700	180/55 ZR 17 M/C (73W) TL	Diablo Rosso Corsa	2.20	2.40
Monster S2R 800	M4 / 14	800	2005			2291900	120/70 ZR 17 M/C (58W) TL	Diablo Rosso II K Fr.	2068500	180/55 ZR 17 M/C (73W) TL	Diablo Rosso II	2.20	2.40
Monster S2R 800	M4 / 14	800	2005			1430700	120/70 ZR 17 M/C (58W) TL	Diablo Fr.	1430000	180/55 ZR 17 M/C (73W) TL	Diablo	2.20	2.40
Monster S2R 800	M4 / 14	800	2005			1868400	120/70 ZR 17 M/C (58W) TL	Angel ST Fr.	1868500	180/55 ZR 17 M/C (73W) TL	Angel ST	2.20	2.40
Monster S4; S4 R	M4 / 05	1000	2000		10	3111300	120/70 ZR 17 M/C (58W) TL	Angel GT II Fr.	3112000	180/55 ZR 17 M/C (73W) TL	Angel GT II	2.20	2.40
Monster S4; S4 R	M4 / 05	1000	2000		10	2812600	120/70 ZR 17 M/C (58W) V3 TL	Diablo Supercorsa SP Fr.	3106800	180/55 ZR 17 M/C (73W) V3 TL	Diablo Supercorsa SP	2.20	2.40
Monster S4; S4 R	M4 / 05	1000	2000		10	2812600	120/70 ZR 17 M/C (58W) V3 TL	Diablo Supercorsa SP Fr.	3310600	190/50 ZR 17 M/C (73W) V3 TL	Diablo Supercorsa SP	2.20	2.40
Monster S4; S4 R	M4 / 05	1000	2000			2166900	120/70 ZR 17 M/C (58W) TL	Diablo Supercorsa SP Fr.	2244800	180/55 ZR 17 M/C (73W) TL	Diablo Supercorsa SP	2.20	2.40
Monster S4; S4 R	M4 / 05	1000	2000			2906900	120/70 ZR 17 M/C (58W) TL	Diablo Rosso Corsa II Fr.	2907100	180/55 ZR 17 M/C (73W) TL	Diablo Rosso Corsa II	2.20	2.40
Monster S4; S4 R	M4 / 05	1000	2000			2387600	120/70 ZR 17 M/C (58W) TL	Angel GT Fr.	2317600	180/55 ZR 17 M/C (73W) TL	Angel GT	2.20	2.40
Monster S4; S4 R	M4 / 05	1000	2000			2526300	120/70 ZR 17 M/C (58W) TL	Scorpion Trail II Fr.	2527400	180/55 ZR 17 M/C (73W) TL	Scorpion Trail II	2.20	2.40
Monster S4; S4 R	M4 / 05	1000	2000			2906900	120/70 ZR 17 M/C (58W) TL	Diablo Rosso Corsa II Fr.	2907300	190/50 ZR 17 M/C (73W) TL	Diablo Rosso Corsa II	2.20	2.40
Monster S4; S4 R	M4 / 05	1000	2000			2166900	120/70 ZR 17 M/C (58W) TL	Diablo Supercorsa SP Fr.	2304300	190/50 ZR 17 M/C (73W) TL	Diablo Supercorsa SP	2.20	2.40
Monster S4; S4 R	M4 / 05	1000	2000		10	2907600	120/65 ZR 17 M/C (56W) TL	Diablo Rosso III Fr.	2635700	190/50 ZR 17 M/C (73W) TL	Diablo Rosso III	2.20	2.40
Monster S4; S4 R	M4 / 05	1000	2000			2635200	120/70 ZR 17 M/C (58W) TL	Diablo Rosso III Fr.	2635500	180/55 ZR 17 M/C (73W) TL	Diablo Rosso III	2.20	2.40
Monster S4; S4 R	M4 / 05	1000	2000			2636000	120/70 ZR 17 M/C (58W) TL	Diablo Rosso III Fr.	2635700	190/50 ZR 17 M/C (73W) TL	Diablo Rosso III	2.20	2.40
Monster S4; S4 R	M4 / 05	1000	2000			2636000	120/70 ZR 17 M/C (58W) TL	MT 60 RS Fr.	2636100	180/55 ZR 17 M/C (73W) TL	MT 60 RS	2.20	2.40

DUCATI (continued)



MODEL	TYPE	CC	MY From	MY To	Footnotes	FRONT			REAR			Pressure		
						IP-Code	Dimension	Tread	IP-Code	Dimension	Tread	Front	Rear	
DUCATI (continued)														
Multistrada 1260 (all versions)	AC	1260	2018			120/70 ZR 17 M/C (58W) TL	120/70 ZR 17 M/C (58W) TL	Angel GT II Fr.	3112400	190/55 ZR 17 M/C (75W) TL	Angel GT II	2.50	2.50	
Multistrada 1260 (all versions)	AC	1260	2018			120/70 ZR 17 M/C (58W) TL	120/70 ZR 17 M/C (58W) TL	Angel GT Fr.	2317800	190/55 ZR 17 M/C (75W) TL	Angel GT	2.50	2.50	
Multistrada 1260 (all versions)	AC	1260	2018			2526300	120/70 ZR 17 M/C (58W) TL	Scorpion Trail II Fr.	2527500	190/55 ZR 17 M/C (75W) TL	Scorpion Trail II	2.50	2.50	
Multistrada 1260 (all versions)	AC	1260	2018			2635200	120/70 ZR 17 M/C (58W) TL	Diablo Rosso III Fr.	2635800	190/55 ZR 17 M/C (75W) TL	Diablo Rosso III	2.50	2.50	
Multistrada 1260 Enduro MY 2019 -		1260	2019			2803600	120/70 R 19 M/C 60W M+S TL	Scorpion Rally STR Fr.	2803700	170/60 R 17 M/C 72V M+S TL	Scorpion Rally STR	-	-	
Multistrada 1260 Enduro MY 2019 -		1260	2019			2746700	120/70 R 19 M/C 60W TL	Scorpion Trail II D Fr.	2746800	170/60 ZR 17 M/C 72W TL	Scorpion Trail II D	-	-	
Multistrada 1260 Enduro MY 2019 -		1260	2019			3111500	120/70 R 19 M/C 60W TL	Angel GT II Fr.	3111800	170/60 R 17 M/C 72V TL	Angel GT II	-	-	
Multistrada 620: Dark	A1 / 03	620	2005			3111200	120/60 ZR 17 M/C (55W) TL	Angel GT II Fr.	3111700	160/60 ZR 17 M/C (69W) TL	Angel GT II	2.20	2.40	
Multistrada 620: Dark	A1 / 03	620	2005			2316900	120/60 ZR 17 M/C (55W) TL	Angel GT Fr.	2317400	160/60 ZR 17 M/C (69W) TL	Angel GT	2.20	2.40	
Multistrada 620: Dark	A1 / 03	620	2005			2635100	120/60 ZR 17 M/C (55W) TL	Diablo Rosso III Fr.	2635400	160/60 ZR 17 M/C (69W) TL	Diablo Rosso III	2.20	2.40	
Multistrada 620: Dark	A1 / 03	620	2005			2070000	120/60 ZR 17 M/C (55W) TL	Diablo Rosso II Fr.	2070200	160/60 ZR 17 M/C (69W) TL	Diablo Rosso II	2.20	2.40	
Multistrada 620: Dark	A1 / 03	620	2005			2210300	120/60 ZR 17 M/C 55H TL	Diablo Rosso II Fr.	2210600	160/60 R 17 M/C 69H TL	Diablo Rosso II	2.20	2.40	
Multistrada 620: Dark	A1 / 03	620	2005			2595800	120/60 ZR 17 M/C (55W) TL	Angel ST Fr.	1868800	160/60 ZR 17 M/C (69W) TL	Angel ST	2.20	2.40	
Multistrada 620: Dark	AA	950	2017			2746700	120/70 ZR 19 M/C 60W TL	Scorpion Trail II D Fr.	2746800	170/60 ZR 17 M/C 72W TL	Scorpion Trail II D	2.50	2.50	
Multistrada 950 MY 2017 -	AA	950	2017			3111500	120/70 R 19 M/C 60V TL	Angel GT II Fr.	3111800	170/60 R 17 M/C 72V TL	Angel GT II	2.50	2.50	
Multistrada 950 MY 2017 -	AA	950	2017			2439200	120/70 R 19 M/C 60T M+S TL	Scorpion Rally Fr.	2439600	170/60 R 17 M/C 72T M+S TL	Scorpion Rally	2.50	2.50	
Multistrada 1200:S:Dir:P-Peak MY 2015 -	AA/00	1200	2015			3111300	120/70 ZR 17 M/C (58W) TL	Angel GT II Fr.	3112400	190/55 ZR 17 M/C (75W) TL	Angel GT II	2.90	2.90	
Multistrada 1200:S:Dir:P-Peak MY 2015 -	AA/00	1200	2015			2387600	120/70 ZR 17 M/C (58W) TL	Angel GT Fr.	2400000	190/55 ZR 17 M/C (75W) TL	Angel GT D	2.90	2.90	
Multistrada 1200:S:Dir:P-Peak MY 2015 -	AA/00	1200	2015			2526300	120/70 ZR 17 M/C (58W) TL	Scorpion Trail II Fr.	2527500	190/55 ZR 17 M/C (75W) TL	Scorpion Trail II	2.90	2.90	
Multistrada 1200:S:Dir:P-Peak MY 2015 -	AA/00	1200	2015			2635200	120/70 ZR 17 M/C (58W) TL	Diablo Rosso III Fr.	2635800	190/55 ZR 17 M/C (75W) TL	Diablo Rosso III	2.90	2.90	
Panigale V4	DA	1100	2018			2812600	120/70 ZR 17 M/C (58W) V3 TL	Diablo Supercorsa SP Fr.	2812700	200/60 ZR 17 M/C (80W) V3 TL	Diablo Supercorsa SP	2.30	2.10	
Panigale V4	DA	1100	2018			2906900	120/70 ZR 17 M/C (58W) TL	Diablo Rosso Corsa II Fr.	3559500	200/60 ZR 17 M/C (80W) TL	Diablo Rosso Corsa II	2.30	2.10	
Panigale V4 1000 MY 2019 -		1000	2019			2906900	120/70 ZR 17 M/C (58W) TL	Diablo Rosso Corsa II Fr.	3559500	200/60 ZR 17 M/C (80W) TL	Diablo Rosso Corsa II	-	-	
Panigale V4 1000 MY 2019 -		1000	2019			2812600	120/70 ZR 17 M/C (58W) V3 TL	Diablo Supercorsa SP Fr.	2812700	200/60 ZR 17 M/C (80W) V3 TL	Diablo Supercorsa SP	-	-	
Paulsmart 1000	C1 / 00	1000	2006			3111300	120/70 ZR 17 M/C (58W) TL	Angel GT II Fr.	3112000	180/55 ZR 17 M/C (73W) TL	Angel GT II	2.20	2.40	
Paulsmart 1000	C1 / 00	1000	2006			2387600	120/70 ZR 17 M/C (58W) TL	Angel GT Fr.	2317600	180/55 ZR 17 M/C (73W) TL	Angel GT	2.20	2.40	
Paulsmart 1000	C1 / 00	1000	2006			2906900	120/70 ZR 17 M/C (58W) TL	Diablo Rosso Corsa II Fr.	2907100	180/55 ZR 17 M/C (73W) TL	Diablo Rosso Corsa II	2.20	2.40	
Paulsmart 1000	C1 / 00	1000	2006			2635200	120/70 ZR 17 M/C (58W) TL	Diablo Rosso III Fr.	2635500	180/55 ZR 17 M/C (73W) TL	Diablo Rosso III	2.20	2.40	
Paulsmart 1000	C1 / 00	1000	2006			2636000	120/70 ZR 17 M/C (58W) TL	MT 60 RS Fr.	2636100	MT 60 RS	MT 60 RS	2.20	2.40	
Paulsmart 1000	C1 / 00	1000	2006			1566300	120/70 R 17 M/C 58V TL	Phantom Sportscomp Fr.	1566400	180/55 R 17 M/C 73V TL	Phantom Sportscomp	2.20	2.40	
Paulsmart 1000	C1 / 00	1000	2006			1868400	120/70 ZR 17 M/C (58W) TL	Angel ST Fr.	1868500	180/55 ZR 17 M/C (73W) TL	Angel ST	2.20	2.40	
Paulsmart 1000	C1 / 00	1000	2006			2291900	120/70 ZR 17 M/C (58W) TL	Diablo Rosso II K Fr.	2068500	180/55 ZR 17 M/C (73W) TL	Diablo Rosso II	2.20	2.40	
Scrambler 1100	KF	1100	2018			2317200	120/70 ZR 18 M/C (59W) TL	Angel GT Fr.	2317600	180/55 ZR 17 M/C (73W) TL	Angel GT	2.30	2.50	
Scrambler 1100	KF	1100	2018			2864500	120/70 ZR 18 M/C (59W) TL	MT 60 RS	3535100	180/55 ZR 17 M/C (73W) TL	MT 60 RS C	2.30	2.50	
Scrambler Cafe Racer MY 2017 -	KC02	803	2017			3111300	120/70 ZR 17 M/C (58W) TL	Angel GT II Fr.	3112000	180/55 ZR 17 M/C (73W) TL	Angel GT II	2.50	2.50	
Scrambler Cafe Racer MY 2017 -	KC02	803	2017			2906900	120/70 ZR 17 M/C (58W) TL	Diablo Rosso Corsa II Fr.	2907100	180/55 ZR 17 M/C (73W) TL	Diablo Rosso Corsa II	2.50	2.50	
Scrambler Cafe Racer MY 2017 -	KC02	803	2017			2636200	120/70 ZR 17 M/C (58W) TL	Phantom Sportscomp Fr.	2636300	180/55 ZR 17 M/C (73W) TL	Phantom Sportscomp	2.50	2.50	
Scrambler Cafe Racer MY 2017 -	KC02	803	2017			2387600	120/70 ZR 17 M/C (58W) TL	Angel GT Fr.	2317600	180/55 ZR 17 M/C (73W) TL	Angel GT	2.50	2.50	
Scrambler Cafe Racer MY 2017 -	KC02	803	2017			2807800	120/70 ZR 17 M/C (58W) TL	Diablo Rosso III D Fr.	3243700	180/55 ZR 17 M/C (73W) TL	Diablo Rosso III D	2.50	2.50	
Scrambler Cafe Racer MY 2017 -	KC02	803	2017			2635200	120/70 ZR 17 M/C (58W) TL	Diablo Rosso III Fr.	2635500	180/55 ZR 17 M/C (73W) TL	Diablo Rosso III	2.50	2.50	
Scrambler Cafe Racer MY 2017 -	KC02	803	2017			2148800	120/70 ZR 17 M/C (58W) TL	Diablo Rosso II D Fr.	2068500	180/55 ZR 17 M/C (73W) TL	Diablo Rosso II	2.50	2.50	
Scrambler Classic	K1; KC	803	2015			2317100	110/80 ZR 18 M/C (58W) TL	Angel GT Fr.	2317600	180/55 ZR 17 M/C (73W) TL	Angel GT	2.50	2.50	
Scrambler Classic	K1; KC	803	2015			2402500	110/80 R 18 M/C 58H TL	MT 60 RS Fr.	2504100	180/55 R 17 M/C 73H TL	MT 60 RS	2.50	2.50	
Scrambler Desert Sled MY 2017 -	KB	803	2017			3111500	120/70 R 19 M/C 60V TL	Angel GT II Fr.	3111800	170/60 R 17 M/C 72V TL	Angel GT II	2.30	2.50	
Scrambler Desert Sled MY 2017 -	KB	803	2017			2802800	120/70 R 19 M/C 60V TL	Scorpion Trail II Fr.	2802900	170/60 R 17 M/C 72V TL	Scorpion Trail II	2.30	2.50	
Scrambler Desert Sled MY 2017 -	KB	803	2017			2803600	120/70 R 19 M/C 60W M+S TL	Scorpion Rally STR Fr.	2803700	170/60 R 17 M/C 72V M+S TL	Scorpion Rally STR	2.30	2.50	
Scrambler Desert Sled MY 2017 -	KB	803	2017			2439200	120/70 R 19 M/C 60T M+S TL	Scorpion Rally Fr.	2439600	170/60 R 17 M/C 72T M+S TL	Scorpion Rally	2.30	2.50	
Scrambler Full Throttle; Flat Track	K1; KC	803	2015			2317100	110/80 ZR 18 M/C (58W) TL	Angel GT Fr.	2317600	180/55 ZR 17 M/C (73W) TL	Angel GT	2.50	2.50	

FITMENT MOTORCYCLE / 120

Footnotes see last page



MODEL	TYPE	CC	MY From	MY To	Footnotes	FRONT			REAR			Pressure	
						IP-Code	Dimension	Tread	IP-Code	Dimension	Tread	Front	Rear
ST 4 S	S2 / AD	1000	2001			2291900	120/70 ZR 17 M/C (58W) TL	Diablo Rosso II K Fr.	2068600	190/50 ZR 17 M/C (73W) TL	Diablo Rosso II	2.20	2.50
ST 4 S	S2 / AD	1000	2001			2291900	120/70 ZR 17 M/C (58W) TL	Diablo Rosso II K Fr.	2068500	180/55 ZR 17 M/C (73W) TL	Diablo Rosso II	2.20	2.50
ST 4 S	S2 / AD	1000	2001			1868400	120/70 ZR 17 M/C (58W) TL	Angel ST Fr.	1868500	180/55 ZR 17 M/C (73W) TL	Angel ST	2.20	2.50
ST 4 Sport Touring	S2 / AB	900	1998		10	3111300	120/70 ZR 17 M/C (58W) TL	Angel GT II Fr.	3112000	180/55 ZR 17 M/C (73W) TL	Angel GT II	2.20	2.50
ST 4 Sport Touring	S2 / AB	900	1998		10	3111300	120/70 ZR 17 M/C (58W) TL	Angel GT II Fr.	3111900	170/60 ZR 17 M/C (72W) TL	Angel GT II	2.20	2.50
ST 4 Sport Touring	S2 / AB	900	1998		10	2906900	120/70 ZR 17 M/C (58W) TL	Diablo Rosso Corsa II Fr.	2907100	180/55 ZR 17 M/C (73W) TL	Diablo Rosso Corsa II	2.20	2.50
ST 4 Sport Touring	S2 / AB	900	1998		10	2387600	120/70 ZR 17 M/C (58W) TL	Angel GT Fr.	2317600	180/55 ZR 17 M/C (73W) TL	Angel GT	2.20	2.50
ST 4 Sport Touring	S2 / AB	900	1998		10	2387600	120/70 ZR 17 M/C (58W) TL	Angel GT Fr.	2317500	170/60 ZR 17 M/C (72W) TL	Angel GT	2.20	2.50
ST 4 Sport Touring	S2 / AB	900	1998		10	2635200	120/70 ZR 17 M/C (58W) TL	Diablo Rosso III Fr.	2635500	180/55 ZR 17 M/C (73W) TL	Diablo Rosso III	2.20	2.50
ST 4 Sport Touring	S2 / AB	900	1998		10	2291900	120/70 ZR 17 M/C (58W) TL	Diablo Rosso II K Fr.	2068500	180/55 ZR 17 M/C (73W) TL	Diablo Rosso II	2.20	2.50
ST 4 Sport Touring	S2 / AB	900	1998		10	1430700	120/70 ZR 17 M/C (58W) TL	Diablo Fr.	1430000	180/55 ZR 17 M/C (73W) TL	Diablo	2.20	2.50
ST 4 Sport Touring	S2 / AB	900	1998		10	1868400	120/70 ZR 17 M/C (58W) TL	Angel ST Fr.	1868500	180/55 ZR 17 M/C (73W) TL	Angel ST	2.20	2.50
ST3; S (ABS)	S3 / 02	1000	2006		10	3111300	120/70 ZR 17 M/C (58W) TL	Angel GT II Fr.	3112000	180/55 ZR 17 M/C (73W) TL	Angel GT	2.20	2.50
ST3; S (ABS)	S3 / 02	1000	2006		10	2387600	120/70 ZR 17 M/C (58W) TL	Angel GT Fr.	2317600	180/55 ZR 17 M/C (73W) TL	Angel GT	2.20	2.50
ST3; S (ABS)	S3 / 02	1000	2006		10	2906900	120/70 ZR 17 M/C (58W) TL	Diablo Rosso Corsa II Fr.	2907100	180/55 ZR 17 M/C (73W) TL	Diablo Rosso Corsa II	2.20	2.50
ST3; S (ABS)	S3 / 02	1000	2006		10	2635200	120/70 ZR 17 M/C (58W) TL	Diablo Rosso III Fr.	2635500	180/55 ZR 17 M/C (73W) TL	Diablo Rosso III	2.20	2.50
ST3; S (ABS)	S3 / 02	1000	2006		10	2291900	120/70 ZR 17 M/C (58W) TL	Diablo Rosso II K Fr.	2068500	180/55 ZR 17 M/C (73W) TL	Diablo Rosso II	2.20	2.50
ST3; S (ABS)	S3 / 02	1000	2006		10	1868400	120/70 ZR 17 M/C (58W) TL	Angel ST Fr.	1868500	180/55 ZR 17 M/C (73W) TL	Angel ST	2.20	2.50
ST3; S (ABS)	S3 / 02	1000	2006		10	1430700	120/70 ZR 17 M/C (58W) TL	Diablo Fr.	1430000	180/55 ZR 17 M/C (73W) TL	Diablo	2.20	2.50
ST4S (ABS) MY 2004 -	S3 / 01	1000	2004		10	3111300	120/70 ZR 17 M/C (58W) TL	Angel GT II Fr.	3112000	180/55 ZR 17 M/C (73W) TL	Angel GT II	-	-
ST4S (ABS) MY 2004 -	S3 / 01	1000	2004		10	2387600	120/70 ZR 17 M/C (58W) TL	Angel GT Fr.	2317600	180/55 ZR 17 M/C (73W) TL	Angel GT	-	-
ST4S (ABS) MY 2004 -	S3 / 01	1000	2004		10	2906900	120/70 ZR 17 M/C (58W) TL	Diablo Rosso Corsa II Fr.	2907100	180/55 ZR 17 M/C (73W) TL	Diablo Rosso Corsa II	-	-
ST4S (ABS) MY 2004 -	S3 / 01	1000	2004		10	2635200	120/70 ZR 17 M/C (58W) TL	Diablo Rosso III Fr.	2635500	180/55 ZR 17 M/C (73W) TL	Diablo Rosso III	-	-
ST4S (ABS) MY 2004 -	S3 / 01	1000	2004		10	1868400	120/70 ZR 17 M/C (58W) TL	Angel ST Fr.	1868500	180/55 ZR 17 M/C (73W) TL	Angel ST	-	-
ST4S (ABS) MY 2004 -	S3 / 01	1000	2004		10	1430700	120/70 ZR 17 M/C (58W) TL	Diablo Fr.	1430000	180/55 ZR 17 M/C (73W) TL	Diablo	-	-
ST4S (ABS) MY 2004 -	S3 / 01	1000	2004		10	3111300	120/70 ZR 17 M/C (58W) TL	Angel GT II Fr.	3112000	180/55 ZR 17 M/C (73W) TL	Angel GT II	-	-
Streetfighter; S	F1/00 Vers. AA	1100	2009		10	3111300	120/70 ZR 17 M/C (58W) TL	Angel GT II Fr.	3112400	190/55 ZR 17 M/C (75W) TL	Angel GT II	2.60	2.60
Streetfighter; S	F1/00 Vers. AA	1100	2009		10	2166900	120/70 ZR 17 M/C (58W) TL	Diablo Supercorsa SP Fr.	2304500	190/55 ZR 17 M/C (75W) TL	Diablo Supercorsa SP	2.60	2.60
Streetfighter; S	F1/00 Vers. AA	1100	2009		10	2387600	120/70 ZR 17 M/C (58W) TL	Angel GT Fr.	2317800	190/55 ZR 17 M/C (75W) TL	Angel GT	2.60	2.60
Streetfighter; S	F1/00 Vers. AA	1100	2009		10	2906900	120/70 ZR 17 M/C (58W) TL	Diablo Rosso Corsa II Fr.	2907400	190/55 ZR 17 M/C (75W) TL	Diablo Rosso Corsa II	2.60	2.60
Streetfighter; S	F1/00 Vers. AA	1100	2009		10	2812600	120/70 ZR 17 M/C (58W) V3 TL	Diablo Supercorsa SP Fr.	3115100	190/55 ZR 17 M/C (75W) V3 TL	Diablo Supercorsa SP	2.60	2.60
Streetfighter; S	F1/00 Vers. AA	1100	2009		10	2635200	120/70 ZR 17 M/C (58W) TL	Diablo Rosso III Fr.	2635800	190/55 ZR 17 M/C (75W) TL	Diablo Rosso III	2.60	2.60
Streetfighter; S	F1/00 Vers. AA	1100	2009		10	2291900	120/70 ZR 17 M/C (58W) TL	Diablo Rosso II K Fr.	2068700	190/55 ZR 17 M/C (75W) TL	Diablo Rosso II	2.60	2.60
Super Sport 937; S MY 2017 -	VA	937	2017		10	3111300	120/70 ZR 17 M/C (58W) TL	Angel GT II Fr.	3112000	180/55 ZR 17 M/C (73W) TL	Angel GT II	2.50	2.50
Super Sport 937; S MY 2017 -	VA	937	2017		10	2812600	120/70 ZR 17 M/C (58W) V3 TL	Diablo Supercorsa SP Fr.	3106800	180/55 ZR 17 M/C (73W) V3 TL	Diablo Supercorsa SP	2.50	2.50
Super Sport 937; S MY 2017 -	VA	937	2017		10	2387600	120/70 ZR 17 M/C (58W) TL	Angel GT Fr.	2317600	180/55 ZR 17 M/C (73W) TL	Angel GT	2.50	2.50
Super Sport 937; S MY 2017 -	VA	937	2017		10	2166900	120/70 ZR 17 M/C (58W) TL	Diablo Supercorsa SP Fr.	2244800	180/55 ZR 17 M/C (73W) TL	Diablo Supercorsa SP	2.50	2.50
Super Sport 937; S MY 2017 -	VA	937	2017		10	2807800	120/70 ZR 17 M/C (58W) TL	Diablo Rosso III D Fr.	2635500	180/55 ZR 17 M/C (73W) TL	Diablo Rosso III	2.50	2.50
Super Sport 937; S MY 2017 -	VA	937	2017		10	2906900	120/70 ZR 17 M/C (58W) TL	Diablo Rosso Corsa II Fr.	2907100	180/55 ZR 17 M/C (73W) TL	Diablo Rosso Corsa II	2.50	2.50
Super Sport 937; S MY 2017 -	VA	937	2017		10	2635200	120/70 ZR 17 M/C (58W) TL	Diablo Rosso III Fr.	2635500	180/55 ZR 17 M/C (73W) TL	Diablo Rosso III	2.50	2.50
Super Sport 937; S MY 2017 -	VA	937	2017		10	1734600	120/70 ZR 17 M/C (58W) TL	Diablo Rosso Corsa Fr.	1927700	180/55 ZR 17 M/C (73W) TL	Diablo Rosso Corsa	2.50	2.50
Supersport 800; 800 Sport	V5 / 02	800	2003		10	2812600	120/70 ZR 17 M/C (58W) V3 TL	Diablo Supercorsa SP Fr.	3106800	180/55 ZR 17 M/C (73W) V3 TL	Diablo Supercorsa SP	2.30	2.50
Supersport 800; 800 Sport	V5 / 02	800	2003		10	3111300	120/70 ZR 17 M/C (58W) TL	Angel GT II Fr.	3111900	170/60 ZR 17 M/C (72W) TL	Angel GT II	2.30	2.50
Supersport 800; 800 Sport	V5 / 02	800	2003		10	3111300	120/70 ZR 17 M/C (58W) TL	Angel GT II Fr.	3112000	180/55 ZR 17 M/C (73W) TL	Angel GT II	2.30	2.50
Supersport 800; 800 Sport	V5 / 02	800	2003		10	2387600	120/70 ZR 17 M/C (58W) TL	Angel GT Fr.	2317600	180/55 ZR 17 M/C (73W) TL	Angel GT	2.30	2.50
Supersport 800; 800 Sport	V5 / 02	800	2003		10	2906900	120/70 ZR 17 M/C (58W) TL	Diablo Rosso Corsa II Fr.	2907100	180/55 ZR 17 M/C (73W) TL	Diablo Rosso Corsa II	2.30	2.50
Supersport 800; 800 Sport	V5 / 02	800	2003		10	2387600	120/70 ZR 17 M/C (58W) TL	Angel GT Fr.	2317500	170/60 ZR 17 M/C (72W) TL	Angel GT	2.30	2.50
Supersport 800; 800 Sport	V5 / 02	800	2003		10	2166900	120/70 ZR 17 M/C (58W) TL	Diablo Supercorsa SP Fr.	2244800	180/55 ZR 17 M/C (73W) TL	Diablo Supercorsa SP	2.30	2.50

DUCATI (continued)

DUCATI (continued)

Supersport 800; 800 Sport	V5 / 02	800	2003				2635200	120/70 ZR 17 M/C (58W) TL	Diablo Rosso III Fr.	2635500	180/55 ZR 17 M/C (73W) TL	Diablo Rosso III	2.30	2.50
Supersport 800; 800 Sport	V5 / 02	800	2003			10	2635200	120/70 ZR 17 M/C (58W) TL	Diablo Rosso III Fr.	2635700	190/50 ZR 17 M/C (73W) TL	Diablo Rosso III	2.30	2.50
Supersport 800; 800 Sport	V5 / 02	800	2003				1734600	120/70 ZR 17 M/C (58W) TL	Diablo Rosso Corsa Fr.	1927700	180/55 ZR 17 M/C (73W) TL	Diablo Rosso Corsa	2.30	2.50
Supersport 800; 800 Sport	V5 / 02	800	2003				2291900	120/70 ZR 17 M/C (58W) TL	Diablo Rosso II K Fr.	2068500	180/55 ZR 17 M/C (73W) TL	Diablo Rosso II	2.30	2.50
Supersport 800; 800 Sport	V5 / 02	800	2003				2291900	120/70 ZR 17 M/C (58W) TL	Diablo Rosso II K Fr.	2070300	170/60 ZR 17 M/C (72W) TL	Diablo Rosso II	2.30	2.50
Supersport 800; 800 Sport	V5 / 02	800	2003				1430700	120/70 ZR 17 M/C (58W) TL	Diablo Fr.	1430000	180/55 ZR 17 M/C (73W) TL	Diablo	2.30	2.50
Supersport 800; 800 Sport	V5 / 02	800	2003				1868400	120/70 ZR 17 M/C (58W) TL	Angel ST Fr.	1868500	180/55 ZR 17 M/C (73W) TL	Angel ST	2.30	2.50

EBR

1190 RS		1190	2014				3111300	120/70 ZR 17 M/C (58W) TL	Angel GT II Fr.	3112400	190/55 ZR 17 M/C (75W) TL	Angel GT II	2.50	2.90
1190 RS		1190	2014				2166900	120/70 ZR 17 M/C (58W) TL	Diablo Supercorsa SP Fr.	2304500	190/55 ZR 17 M/C (75W) TL	Diablo Supercorsa SP	2.50	2.90
1190 RS		1190	2014			10	2906900	120/70 ZR 17 M/C (58W) TL	Diablo Rosso Corsa II Fr.	2907400	190/55 ZR 17 M/C (75W) TL	Diablo Rosso Corsa II	2.50	2.90
1190 RS		1190	2014			10	2387600	120/70 ZR 17 M/C (58W) TL	Angel GT Fr.	2317800	190/55 ZR 17 M/C (75W) TL	Angel GT	2.50	2.90
1190 RS		1190	2014			10	2635200	120/70 ZR 17 M/C (58W) TL	Diablo Rosso III Fr.	2635800	190/55 ZR 17 M/C (75W) TL	Diablo Rosso III	2.50	2.90
1190 RS		1190	2014			10	2812600	120/70 ZR 17 M/C (58W) V3 TL	Diablo Supercorsa SP Fr.	3115100	190/55 ZR 17 M/C (75W) V3 TL	Diablo Supercorsa SP	2.50	2.90
1190 RX	EBR 001	1190	2014			10	3111300	120/70 ZR 17 M/C (58W) TL	Angel GT II Fr.	3112400	190/55 ZR 17 M/C (75W) TL	Angel GT II	2.50	2.90
1190 RX	EBR 001	1190	2014			10	2906900	120/70 ZR 17 M/C (58W) TL	Diablo Rosso Corsa II Fr.	2907400	190/55 ZR 17 M/C (75W) TL	Diablo Rosso Corsa II	2.50	2.90
1190 RX	EBR 001	1190	2014			10	2166900	120/70 ZR 17 M/C (58W) TL	Diablo Supercorsa SP Fr.	2304500	190/55 ZR 17 M/C (75W) TL	Diablo Supercorsa SP	2.50	2.90
1190 RX	EBR 001	1190	2014			10	2387600	120/70 ZR 17 M/C (58W) TL	Angel GT Fr.	2317800	190/55 ZR 17 M/C (75W) TL	Angel GT	2.50	2.90
1190 RX	EBR 001	1190	2014			10	2812600	120/70 ZR 17 M/C (58W) V3 TL	Diablo Supercorsa SP Fr.	3115100	190/55 ZR 17 M/C (75W) V3 TL	Diablo Supercorsa SP	2.50	2.90
1190 RX	EBR 001	1190	2014			10	2635200	120/70 ZR 17 M/C (58W) TL	Diablo Rosso III Fr.	2635800	190/55 ZR 17 M/C (75W) TL	Diablo Rosso III	2.50	2.90
1190 SX		1190	2015			10	3111300	120/70 ZR 17 M/C (58W) TL	Angel GT II Fr.	3112400	190/55 ZR 17 M/C (75W) TL	Angel GT II	2.50	2.90
1190 SX		1190	2015			10	2387600	120/70 ZR 17 M/C (58W) TL	Angel GT Fr.	2317800	190/55 ZR 17 M/C (75W) TL	Angel GT	2.50	2.90
1190 SX		1190	2015			10	2906900	120/70 ZR 17 M/C (58W) TL	Diablo Rosso Corsa II Fr.	2907400	190/55 ZR 17 M/C (75W) TL	Diablo Rosso Corsa II	2.50	2.90
1190 SX		1190	2015			10	2635200	120/70 ZR 17 M/C (58W) TL	Diablo Rosso III Fr.	2635800	190/55 ZR 17 M/C (75W) TL	Diablo Rosso III	2.50	2.90
1190 SX		1190	2015				2291900	120/70 ZR 17 M/C (58W) TL	Diablo Rosso II K Fr.	2068700	190/55 ZR 17 M/C (75W) TL	Diablo Rosso II	2.50	2.90

ENDRESS EMR

EMR 50 DJ		50					2903200	3.00 - 10 50J reinf. TL	Angel Scooter	2903200	3.00 - 10 50J reinf. TL	Angel Scooter	1.50	2.20
EMR 50 DJ		50					0401900	3.00 - 10 42J	SC 30	0401900	3.00 - 10 42J	SC 30	1.50	2.20
EMR 50 SK		50					2903200	3.00 - 10 50J reinf. TL	Angel Scooter	2903200	3.00 - 10 50J reinf. TL	Angel Scooter	1.50	2.20
EMR 50 SK		50					0401900	3.00 - 10 42J	SC 30	0401900	3.00 - 10 42J	SC 30	1.50	2.20
EMR 50 TD		50				26	2771400	130/60 - 13 M/C 60P reinf. TL	Angel Scooter	2771400	130/60 - 13 M/C 60P reinf. TL	Angel Scooter	1.40	2.20

ENERGICA

Ego	1	1	2017				3111300	120/70 ZR 17 M/C (58W) TL	Angel GT II Fr.	3112000	180/55 ZR 17 M/C (73W) TL	Angel GT II	2.90	2.90
Ego	1	1	2017				2387600	120/70 ZR 17 M/C (58W) TL	Angel GT Fr.	2317600	180/55 ZR 17 M/C (73W) TL	Angel GT	2.90	2.90
Ego	1	1	2017				2636200	120/70 ZR 17 M/C (58W) TL	Phantom Sportscomp Fr.	2636300	180/55 ZR 17 M/C (73W) TL	Phantom Sportscomp	2.90	2.90
Ego	1	1	2017				2906900	120/70 ZR 17 M/C (58W) TL	Diablo Rosso Corsa II Fr.	2907100	180/55 ZR 17 M/C (73W) TL	Diablo Rosso Corsa II	2.90	2.90
Ego	1	1	2017				2635200	120/70 ZR 17 M/C (58W) TL	Diablo Rosso III Fr.	2635500	180/55 ZR 17 M/C (73W) TL	Diablo Rosso III	2.90	2.90
Eva	1	1	2017				3111300	120/70 ZR 17 M/C (58W) TL	Angel GT II Fr.	3112000	180/55 ZR 17 M/C (73W) TL	Angel GT II	2.90	2.90
Eva	1	1	2017				2636200	120/70 ZR 17 M/C (58W) TL	Phantom Sportscomp Fr.	2636300	180/55 ZR 17 M/C (73W) TL	Phantom Sportscomp	2.90	2.90
Eva	1	1	2017				2387600	120/70 ZR 17 M/C (58W) TL	Angel GT Fr.	2317600	180/55 ZR 17 M/C (73W) TL	Angel GT	2.90	2.90
Eva	1	1	2017				2906900	120/70 ZR 17 M/C (58W) TL	Diablo Rosso Corsa II Fr.	2907100	180/55 ZR 17 M/C (73W) TL	Diablo Rosso Corsa II	2.90	2.90
Eva	1	1	2017				2635200	120/70 ZR 17 M/C (58W) TL	Diablo Rosso III Fr.	2635500	180/55 ZR 17 M/C (73W) TL	Diablo Rosso III	2.90	2.90
Eva	1	1	2017				3111300	120/70 ZR 17 M/C (58W) TL	Angel GT II Fr.	3112000	180/55 ZR 17 M/C (73W) TL	Angel GT II	2.90	2.90
Eva	1	1	2017				2906900	120/70 ZR 17 M/C (58W) TL	Diablo Rosso Corsa II Fr.	2907100	180/55 ZR 17 M/C (73W) TL	Diablo Rosso Corsa II	2.90	2.90
Eva	1	1	2017				2636200	120/70 ZR 17 M/C (58W) TL	Phantom Sportscomp Fr.	2636300	180/55 ZR 17 M/C (73W) TL	Phantom Sportscomp	2.90	2.90
Eva	1	1	2017				2387600	120/70 ZR 17 M/C (58W) TL	Angel GT Fr.	2317600	180/55 ZR 17 M/C (73W) TL	Angel GT	2.90	2.90
Eva	1	1	2017				2635200	120/70 ZR 17 M/C (58W) TL	Diablo Rosso III Fr.	2635500	180/55 ZR 17 M/C (73W) TL	Diablo Rosso III	2.90	2.90
Eva	1	1	2017				3111300	120/70 ZR 17 M/C (58W) TL	Angel GT II Fr.	3112000	180/55 ZR 17 M/C (73W) TL	Angel GT II	2.90	2.90
Eva	1	1	2017				2906900	120/70 ZR 17 M/C (58W) TL	Diablo Rosso Corsa II Fr.	2907100	180/55 ZR 17 M/C (73W) TL	Diablo Rosso Corsa II	2.90	2.90
Eva	1	1	2017				2636200	120/70 ZR 17 M/C (58W) TL	Phantom Sportscomp Fr.	2636300	180/55 ZR 17 M/C (73W) TL	Phantom Sportscomp	2.90	2.90
Eva	1	1	2017				2387600	120/70 ZR 17 M/C (58W) TL	Angel GT Fr.	2317600	180/55 ZR 17 M/C (73W) TL	Angel GT	2.90	2.90
Eva	1	1	2017				2635200	120/70 ZR 17 M/C (58W) TL	Diablo Rosso III Fr.	2635500	180/55 ZR 17 M/C (73W) TL	Diablo Rosso III	2.90	2.90

FANTIC

125 Strada		125					2375600	3.00 - 18 M/C 47S TL	City Demon Fr.	1340900	3.25 - 18 M/C 52S TT	City Demon	1.80	2.00
Big Wheel		50					0737100	120/90 - 10 66J TL	SL 26	0791900	130/90 - 10 61J TL	SL 26	1.40	2.40
Big Wheel		50					0550500	120/90 - 10 57J TL	SL 60	0550800	130/90 - 10 61J TL	SL 60	1.40	2.40
Caballero 50 RC		50					3745900	90/90 - 21 M/C 54R TT	MT 21 Fr.	0341500	110/80 - 18 M/C 58P TT	MT 21	-	-



MODEL	TYPE	CC	MY From	MY To	Footnotes	FRONT			REAR			Pressure	
						IP-Code	Dimension	Tread	IP-Code	Dimension	Tread	Front	Rear
FANTIC (continued)													
Caballero 50 RC		50				1005200	90/90 - 21 M/C 54S TT	MT 90 Front A/T	1004500	110/80 - 18 M/C 58S TT	MT 90 A/T	-	-
Grinta		50				0550500	120/90 - 10 57J TL	SL 60	0550800	130/90 - 10 61J TL	SL 60	1.40	2.40
Grinta		50				0737100	120/90 - 10 66J TL	SL 26	0791900	130/90 - 10 61J TL	SL 26	1.40	2.40
Issimo		50				0947600	2 1/2 - 16 42J reinf.	ML 75	0947600	2 1/2 - 16 42J reinf.	ML 75	-	-
Issimo		50				0244100	2 1/2 - 16 42J reinf.	ML 12	0244100	2 1/2 - 16 42J reinf.	ML 12	-	-
Joy		50				0947600	2 1/2 - 16 42J reinf.	ML 75	0947600	2 1/2 - 16 42J reinf.	ML 75	-	-
Joy		50				0244100	2 1/2 - 16 42J reinf.	ML 12	0244100	2 1/2 - 16 42J reinf.	ML 12	-	-
Leader		50			26	2771400	130/60 - 13 M/C 60P reinf. TL	Angel Scooter	2771400	130/60 - 13 M/C 60P reinf. TL	Angel Scooter	1.30	2.20
Pony SR 50		50				2903000	3.50 - 10 59J reinf. TL	Angel Scooter	2903000	3.50 - 10 59J reinf. TL	Angel Scooter	1.50	2.40
Pony SR 50		50				2903200	3.00 - 10 50J reinf. TL	Angel Scooter	2903200	3.00 - 10 50J reinf. TL	Angel Scooter	1.50	2.40
Pony SR 50		50				0401900	3.00 - 10 42J	SC 30	0401900	3.00 - 10 42J	SC 30	1.50	2.40
Queenie		50				2583700	100/80 - 10 53L TL	SL 38 UNICO	2583700	100/80 - 10 53L TL	SL 38 UNICO	1.40	2.20
Queenie		50				0531800	100/80 - 10 53J TL	SL 26	0531800	100/80 - 10 53J TL	SL 26	1.40	2.20
RC 80		80				1005200	90/90 - 21 M/C 54S TT	MT 90 Front A/T	1004500	110/80 - 18 M/C 58S TT	MT 90 A/T	-	-
RC 80		80				3745900	90/90 - 21 M/C 54R TT	MT 21 Fr.	0341500	110/80 - 18 M/C 58P TT	MT 21	-	-
Scrambler 125		125	2018		10	2865100	110/80 R 19 M/C 59V M+S TL	Scorpion Rally STR Fr.	2865400	130/80 R 17 M/C 65V M+S TL	Scorpion Rally STR	-	-
Scrambler 125		125	2018		10	2526500	110/80 R 19 M/C 59V TL	Scorpion Trail II Fr.	2526900	130/80 R 17 M/C 65V TL	Scorpion Trail II	-	-
Scrambler 250		125	2018		10	2526500	110/80 R 19 M/C 59V TL	Scorpion Trail II Fr.	2526900	130/80 R 17 M/C 65V TL	Scorpion Trail II	-	-
Scrambler 250		125	2018		10	2865100	110/80 R 19 M/C 59V M+S TL	Scorpion Rally STR Fr.	2865400	130/80 R 17 M/C 65V M+S TL	Scorpion Rally STR	-	-
Scrambler 500		450	2018		10	2865100	110/80 R 19 M/C 59V M+S TL	Scorpion Rally STR Fr.	2865500	140/80 R 17 M/C 69V M+S TL	Scorpion Rally STR	-	-
Scrambler 500		450	2018		10	2526500	110/80 R 19 M/C 59V TL	Scorpion Trail II Fr.	2527000	140/80 R 17 M/C 69V TL	Scorpion Trail II	-	-
FYM													
FY 50 QT-20 Cross		50				2769700	120/70 - 12 51P TL	Angel Scooter Fr.	2770900	120/70 - 12 58P reinf. TL	Angel Scooter	-	-
FY 50 QT-20 Cross		50				2925400	120/70 - 12 58P reinf. TL	Diablo Rosso Scooter	2925400	120/70 - 12 58P reinf. TL	Diablo Rosso Scooter	-	-
FY 50 QT-8		50				2902900	90/90 - 10 50J TL	Angel Scooter	2902900	90/90 - 10 50J TL	Angel Scooter	-	-
UFO 50		50				2769700	120/70 - 12 51P TL	Angel Scooter Fr.	2771000	130/70 - 12 62P reinf. TL	Angel Scooter	-	-
UFO 50		50				2925400	120/70 - 12 58P reinf. TL	Diablo Rosso Scooter	2925500	130/70 - 12 62P reinf. TL	Diablo Rosso Scooter	-	-
GARELLI													
Big Wheel		50				0550500	120/90 - 10 57J TL	SL 60	0550800	130/90 - 10 61J TL	SL 60	1.50	2.00
Big Wheel		50				0737100	120/90 - 10 66J TL	SL 26	0791900	130/90 - 10 61J TL	SL 26	1.50	2.00
GSP 50		50			26	2771400	130/60 - 13 M/C 60P reinf. TL	Angel Scooter	2771400	130/60 - 13 M/C 60P reinf. TL	Angel Scooter	-	-
GTA 125		125				1403100	100/90 - 16 M/C 54H TL	Sport Demon Fr.	1404300	110/80 - 18 M/C 58H TL	Sport Demon	1.80	2.00
Pony 50		50				2903200	3.00 - 10 50J reinf. TL	Angel Scooter	2903200	3.00 - 10 50J reinf. TL	Angel Scooter	1.50	2.00
Pony 50		50				0401900	3.00 - 10 42J	SC 30	0401900	3.00 - 10 42J	SC 30	1.50	2.00
X0 125; X0 150		150				2770600	100/80 - 16 M/C 50P TL	Angel Scooter Fr.	2772000	120/80 - 16 M/C 60P TL	Angel Scooter	-	-
GAS GAS													
EC 250-F		250	2013		23	2322100	90/90 - 21 M/C 54M M+S TT	Scorpion PRO Fr.	2322300	140/80 - 18 M/C 70M M+S TT	Scorpion PRO	-	-
EC 250-F		250	2013		23	1745300	90/90 - 21 M/C 54R MST TT	Scorpion Rally Fr.	1688700	140/80 - 18 M/C 70R MST TT	Scorpion Rally	-	-
EC 250-F		250	2013		23	1005200	90/90 - 21 M/C 54S TT	MT 90 Front A/T	1017100	140/80 - 18 M/C 70S TT	MT 90 A/T	-	-
EC 250-F		250	2013		23	3745900	90/90 - 21 M/C 54R TT	MT 21 Fr.	0341000	140/80 - 18 M/C 70R TT	MT 21	-	-
EC 300-F		300	2013		23	2322100	90/90 - 21 M/C 54M M+S TT	Scorpion PRO Fr.	2322300	140/80 - 18 M/C 70M M+S TT	Scorpion PRO	-	-
EC 300-F		300	2013		23	1745300	90/90 - 21 M/C 54R MST TT	Scorpion Rally Fr.	1688700	140/80 - 18 M/C 70R MST TT	Scorpion Rally	-	-
EC 300-F		300	2013		23	3745900	90/90 - 21 M/C 54R TT	MT 21 Fr.	0341000	140/80 - 18 M/C 70R TT	MT 21	-	-
EC 300-F		300	2013		23	1005200	90/90 - 21 M/C 54S TT	MT 90 Front A/T	1017100	140/80 - 18 M/C 70S TT	MT 90 A/T	-	-
EC Ranger 200		200	2019		10	2322100	90/90 - 21 M/C 54M M+S TT	Scorpion PRO Fr.	2322200	120/90 - 18 M/C 65M M+S TT	Scorpion PRO	-	-
EC Ranger 200		200	2019		10	3745900	90/90 - 21 M/C 54R TT	MT 21 Fr.	0342400	120/90 - 18 M/C 65R TT	MT 21	-	-
EC Ranger 300		300	2019		10	2322100	90/90 - 21 M/C 54M M+S TT	Scorpion PRO Fr.	2322200	120/90 - 18 M/C 65M M+S TT	Scorpion PRO	-	-
EC Ranger 300		300	2019		10	3745900	90/90 - 21 M/C 54R TT	MT 21 Fr.	0342400	120/90 - 18 M/C 65R TT	MT 21	-	-

GAS GAS (continued)

Endurocross ec125	125	2005				1745300	90/90 - 21 M/C 54R MST TT	Scorpion Rally Fr.	1688700	140/80 - 18 M/C 70R MST TT	Scorpion Rally	-
Endurocross ec125	125	2005	28			2322100	90/90 - 21 M/C 54M M+S TT	Scorpion PRO Fr.	2322300	140/80 - 18 M/C 70M M+S TT	Scorpion PRO	-
Endurocross ec125	125	2005				3745900	90/90 - 21 M/C 54R TT	MT 21 Fr.	0341000	140/80 - 18 M/C 70R TT	MT 21	-
Endurocross ec125	125	2005				1005200	90/90 - 21 M/C 54S TT	MT 90 Front A/T	1017100	140/80 - 18 M/C 70S TT	MT 90 A/T	-
Endurocross ec200	200	2005				1745300	90/90 - 21 M/C 54R MST TT	Scorpion Rally Fr.	1688700	140/80 - 18 M/C 70R MST TT	Scorpion Rally	-
Endurocross ec200	200	2005	28			2322100	90/90 - 21 M/C 54M M+S TT	Scorpion PRO Fr.	2322300	140/80 - 18 M/C 70M M+S TT	Scorpion PRO	-
Endurocross ec200	200	2005				1005200	90/90 - 21 M/C 54S TT	MT 90 Front A/T	1017100	140/80 - 18 M/C 70S TT	MT 90 A/T	-
Endurocross ec200	200	2005				3745900	90/90 - 21 M/C 54R TT	MT 21 Fr.	0341000	140/80 - 18 M/C 70R TT	MT 21	-
Endurocross ec250	250	2005				1745300	90/90 - 21 M/C 54R MST TT	Scorpion Rally Fr.	1688700	140/80 - 18 M/C 70R MST TT	Scorpion Rally	-
Endurocross ec250	250	2005	28			2322100	90/90 - 21 M/C 54M M+S TT	Scorpion PRO Fr.	2322300	140/80 - 18 M/C 70M M+S TT	Scorpion PRO	-
Endurocross ec250	250	2005				1005200	90/90 - 21 M/C 54S TT	MT 90 Front A/T	1017100	140/80 - 18 M/C 70S TT	MT 90 A/T	-
Endurocross ec300	300	2005				1745300	90/90 - 21 M/C 54R MST TT	Scorpion Rally Fr.	1688700	140/80 - 18 M/C 70R MST TT	Scorpion Rally	-
Endurocross ec300	300	2005	28			2322100	90/90 - 21 M/C 54M M+S TT	Scorpion PRO Fr.	2322300	140/80 - 18 M/C 70M M+S TT	Scorpion PRO	-
Endurocross ec300	300	2005				1005200	90/90 - 21 M/C 54S TT	MT 90 Front A/T	1017100	140/80 - 18 M/C 70S TT	MT 90 A/T	-
Endurocross ec300	300	2005				3745900	90/90 - 21 M/C 54R TT	MT 21 Fr.	0341000	140/80 - 18 M/C 70R TT	MT 21	-
Endurocross FSE 450	450	2006				1745300	90/90 - 21 M/C 54R MST TT	Scorpion Rally Fr.	1688700	140/80 - 18 M/C 70R MST TT	Scorpion Rally	-
Endurocross FSE 450	450	2006	28			2322100	90/90 - 21 M/C 54M M+S TT	Scorpion PRO Fr.	2322300	140/80 - 18 M/C 70M M+S TT	Scorpion PRO	-
Endurocross FSE 450	450	2006				3745900	90/90 - 21 M/C 54R TT	MT 21 Fr.	0341000	140/80 - 18 M/C 70R TT	MT 21	-
Endurocross FSE 450	450	2006				1005200	90/90 - 21 M/C 54S TT	MT 90 Front A/T	1017100	140/80 - 18 M/C 70S TT	MT 90 A/T	-
Endurocross FSE 500	500	2006				1745300	90/90 - 21 M/C 54R MST TT	Scorpion Rally Fr.	1688700	140/80 - 18 M/C 70R MST TT	Scorpion Rally	-
Endurocross FSE 500	500	2006	28			2322100	90/90 - 21 M/C 54M M+S TT	Scorpion PRO Fr.	2322300	140/80 - 18 M/C 70M M+S TT	Scorpion PRO	-
Endurocross FSE 500	500	2006				3745900	90/90 - 21 M/C 54R TT	MT 21 Fr.	0341000	140/80 - 18 M/C 70R TT	MT 21	-
Endurocross FSE 500	500	2006				1005200	90/90 - 21 M/C 54S TT	MT 90 Front A/T	1017100	140/80 - 18 M/C 70S TT	MT 90 A/T	-
GG 125sm	125	2005	10			2635100	120/60 ZR 17 M/C (55W) TL	Diablo Rosso III Fr.	2635300	150/60 ZR 17 M/C 66W TL	Diablo Rosso III	-
GG 125sm	125	2005				2070000	120/60 ZR 17 M/C (55W) TL	Diablo Rosso II Fr.	2070100	150/60 ZR 17 M/C 66W TL	Diablo Rosso II	-
GG 125sm	125	2005				2210300	120/60 R 17 M/C 55H TL	Diablo Rosso II Fr.	2210500	150/60 R 17 M/C 66H TL	Diablo Rosso II	-
GG 250sm	250	2005	10			2635100	120/60 ZR 17 M/C (55W) TL	Diablo Rosso III Fr.	2635300	150/60 ZR 17 M/C 66W TL	Diablo Rosso III	-
GG 250sm	250	2005				2070000	120/60 ZR 17 M/C (55W) TL	Diablo Rosso II Fr.	2070100	150/60 ZR 17 M/C 66W TL	Diablo Rosso II	-
GG 250sm	250	2005				2210300	120/60 R 17 M/C 55H TL	Diablo Rosso II Fr.	2210500	150/60 R 17 M/C 66H TL	Diablo Rosso II	-
GG 450sm	450	2005	10			2635100	120/60 ZR 17 M/C (55W) TL	Diablo Rosso III Fr.	2635300	150/60 ZR 17 M/C 66W TL	Diablo Rosso III	-
GG 450sm	450	2005				2210300	120/60 R 17 M/C 55H TL	Diablo Rosso II Fr.	2210500	150/60 R 17 M/C 66H TL	Diablo Rosso II	-
GG 50 sm	50	2005	10			2635100	120/60 ZR 17 M/C (55W) TL	Diablo Rosso III Fr.	2635300	150/60 ZR 17 M/C 66W TL	Diablo Rosso III	-
GG 50 sm	50	2005				2070000	120/60 ZR 17 M/C (55W) TL	Diablo Rosso II Fr.	2070100	150/60 ZR 17 M/C 66W TL	Diablo Rosso II	-
GG 50 sm	50	2005				2210300	120/60 R 17 M/C 55H TL	Diablo Rosso II Fr.	2210500	150/60 R 17 M/C 66H TL	Diablo Rosso II	-
TXT 125; 250; 280; 300	125					1414400	2.75 - 21 45P TL	MT 43 Pro Trial Fr.	1414500	4.00 - 18 64P TL	MT 43 Pro Trial	-
GENERIC												
Ideo 50	50	2005				2769700	120/70 - 12 51P TL	Angel Scooter Fr.	2771000	130/70 - 12 62P reinf. TL	Angel Scooter	-
Ideo 50	50	2005				2925400	120/70 - 12 58P reinf. TL	Diablo Rosso Scooter	2925500	130/70 - 12 62P reinf. TL	Diablo Rosso Scooter	-
Soho 125; 150	125	2009				2770600	100/80 - 16 M/C 50P TL	Angel Scooter Fr.	2772000	120/80 - 16 M/C 60P TL	Angel Scooter	-
Trigger sm	50	2007				1343000	110/80 - 17 M/C 57H TL	Sport Demon Fr.	1343200	130/80 - 17 M/C 65H TL	Sport Demon	-
Trigger X	50	2007				1005200	90/90 - 21 M/C 54S TT	MT 90 Front A/T	1004500	110/80 - 18 M/C 58S TT	MT 90 A/T	-
Trigger X	50	2007				3745900	90/90 - 21 M/C 54R TT	MT 21 Fr.	0341500	110/80 - 18 M/C 58P TT	MT 21	-
XOR 125	125	2005				2769700	120/70 - 12 51P TL	Angel Scooter Fr.	2771000	130/70 - 12 62P reinf. TL	Angel Scooter	-
XOR 125	125	2005				2925400	120/70 - 12 58P reinf. TL	Diablo Rosso Scooter	2925500	130/70 - 12 62P reinf. TL	Diablo Rosso Scooter	-
XOR 50 / 2	50	2005				2769700	120/70 - 12 51P TL	Angel Scooter Fr.	2771000	130/70 - 12 62P reinf. TL	Angel Scooter	-
XOR 50 / 2	50	2005				2925400	120/70 - 12 58P reinf. TL	Diablo Rosso Scooter	2925500	130/70 - 12 62P reinf. TL	Diablo Rosso Scooter	-
GILERA												
125 Kk; KZ	125					2770600	100/80 - 16 M/C 50P TL	Angel Scooter Fr.	2772000	120/80 - 16 M/C 60P TL	Angel Scooter	1.80
125 MX 1	125					2770600	100/80 - 16 M/C 50P TL	Angel Scooter Fr.	2772000	120/80 - 16 M/C 60P TL	Angel Scooter	1.80
125 TG 1	125					1966900	2.75 - 18 M/C 42P TL	City Demon Fr.	1340900	3.25 - 18 M/C 52S TT	City Demon	1.80
50 GSA	50					2903000	3.50 - 10 59J reinf. TL	Angel Scooter	2903000	3.50 - 10 59J reinf. TL	Angel Scooter	1.30



MODEL	TYPE	CC	MY From	MY To	Footnotes	FRONT		REAR		Tread	IP-Code	Dimension	Tread	IP-Code	Dimension	Tread	Pressure Front	Pressure Rear
						IP-Code	Dimension	IP-Code	Dimension									
GILERA (continued)																		
600 Nordcape	FB	600				10	3111200	120/60 ZR 17 M/C (55W) TL	120/60 ZR 17 M/C (69W) TL	Angel GT II Fr.	3111700	160/60 ZR 17 M/C (69W) TL	Angel GT II		160/60 ZR 17 M/C (69W) TL	Angel GT II	2.10	2.30
600 Nordcape	FB	600					2526300	120/70 ZR 17 M/C (58W) TL	120/70 ZR 17 M/C (69W) TL	Scorpion Trail II Fr.	2527200	160/60 ZR 17 M/C (69W) TL	Scorpion Trail II		160/60 ZR 17 M/C (69W) TL	Scorpion Trail II	2.10	2.30
600 Nordcape	FB	600					2316900	120/60 ZR 17 M/C (55W) TL	120/60 ZR 17 M/C (69W) TL	Angel GT Fr.	2317400	160/60 ZR 17 M/C (69W) TL	Angel GT		160/60 ZR 17 M/C (69W) TL	Angel GT	2.10	2.30
600 Nordcape	FB	600				10	2906900	120/70 ZR 17 M/C (58W) TL	120/70 ZR 17 M/C (69W) TL	Diablo Rosso Corsa II Fr.	2907000	160/60 ZR 17 M/C (69W) TL	Diablo Rosso Corsa II		160/60 ZR 17 M/C (69W) TL	Diablo Rosso Corsa II	2.10	2.30
600 Nordcape	FB	600				10	2635100	120/60 ZR 17 M/C (55W) TL	120/60 ZR 17 M/C (69W) TL	Diablo Rosso III Fr.	2635400	160/60 ZR 17 M/C (69W) TL	Diablo Rosso III		160/60 ZR 17 M/C (69W) TL	Diablo Rosso III	2.10	2.30
600 Nordcape	FB	600					2635200	120/70 ZR 17 M/C (58W) TL	120/70 ZR 17 M/C (69W) TL	Diablo Rosso III Fr.	2635400	160/60 ZR 17 M/C (69W) TL	Diablo Rosso III		160/60 ZR 17 M/C (69W) TL	Diablo Rosso III	2.10	2.30
CBA		50					0947600	2 1/2 - 16 42J reinf.	2 1/2 - 16 42J reinf.	ML 75	0947600	2 1/2 - 16 42J reinf.	ML 75		2 1/2 - 16 42J reinf.	ML 75	-	-
CBA		50					0244100	2 1/2 - 16 42J reinf.	2 1/2 - 16 42J reinf.	ML 12	0244100	2 1/2 - 16 42J reinf.	ML 12		2 1/2 - 16 42J reinf.	ML 12	-	-
Coguar 125	M17	125					2583900	100/80 - 17 M/C 52H TL	100/80 - 17 M/C 62H TL	Sport Demon Fr.	2589500	130/70 - 17 M/C 62H TL	Sport Demon		130/70 - 17 M/C 62H TL	Sport Demon	-	-
Coguar 125	M17	125				10	2580800	100/80 - 17 M/C 52S TL	100/80 - 17 M/C 62S TL	Angel City Fr.	3243400	130/70 - 17 M/C 62S TL	Angel City		130/70 - 17 M/C 62S TL	Angel City	-	-
DNA 125 / 180		125				2001	2770300	120/70 - 14 M/C 59P TL	140/60 - 14 M/C 64P reinf. TL	Angel Scooter Fr.	2771500	140/60 - 14 M/C 64P reinf. TL	Angel Scooter		140/60 - 14 M/C 64P reinf. TL	Angel Scooter	-	-
DNA 50	C 27	50	2000				2770300	120/70 - 14 M/C 59P TL	140/60 - 14 M/C 64P reinf. TL	Angel Scooter Fr.	2771700	140/60 - 14 M/C 64P reinf. TL	Angel Scooter		140/60 - 14 M/C 64P reinf. TL	Angel Scooter	-	-
DNA 50 RST	C27	50					2770500	120/70 - 15 M/C 56S TL	140/70 - 14 M/C 68S reinf. TL	Angel Scooter Fr.	2771700	140/70 - 14 M/C 68S reinf. TL	Angel Scooter		140/70 - 14 M/C 68S reinf. TL	Angel Scooter	-	-
DNA 50 RST	C27	50					2770400	120/70 - 15 M/C 56P TL	140/70 - 14 M/C 68P reinf. TL	Angel Scooter Fr.	2771600	140/70 - 14 M/C 68P reinf. TL	Angel Scooter		140/70 - 14 M/C 68P reinf. TL	Angel Scooter	-	-
Eaglet 50 Automatic		50					1966900	2.75 - 18 M/C 42P TL	120/90 - 16 M/C 63S TL	City Demon Fr.	1945700	120/90 - 16 M/C 63S TL	City Demon		120/90 - 16 M/C 63S TL	City Demon	-	-
Easy Moving 50		50				10	2902900	90/90 - 10 50J TL	100/80 - 10 53J TL	Angel Scooter	0531800	100/80 - 10 53J TL	SL 26		100/80 - 10 53J TL	SL 26	1.30	2.50
Fuoco 500 (2 front tyres)	3 Wheeler; M6	500	2007				2769800	120/70 - 12 51S TL	140/70 - 14 M/C 68S reinf. TL	Angel Scooter Fr.	2771700	140/70 - 14 M/C 68S reinf. TL	Angel Scooter		140/70 - 14 M/C 68S reinf. TL	Angel Scooter	-	-
GP 800	M 55	800	2007				2769000	120/70 R 16 M/C 57H TL	160/60 R 15 M/C 67H TL	Diablo Rosso Scooter Fr.	2769400	160/60 R 15 M/C 67H TL	Diablo Rosso Scooter		160/60 R 15 M/C 67H TL	Diablo Rosso Scooter	2.50	2.75
Ice 50		50	2002				0737100	120/90 - 10 66J TL	120/90 - 10 66J TL	SL 26	0737100	120/90 - 10 66J TL	SL 26		120/90 - 10 66J TL	SL 26	-	-
Ice 50		50	2002				0550500	120/90 - 10 57J TL	120/90 - 10 57J TL	SL 60	0550500	120/90 - 10 57J TL	SL 60		120/90 - 10 57J TL	SL 60	-	-
Nexus 125 €3	M35	125	2007				2770300	120/70 - 14 M/C 59P TL	140/60 - 14 M/C 64P reinf. TL	Angel Scooter Fr.	2771500	140/60 - 14 M/C 64P reinf. TL	Angel Scooter		140/60 - 14 M/C 64P reinf. TL	Angel Scooter	-	-
Nexus 250 €3	M35	250	2007				2770300	120/70 - 14 M/C 59P TL	140/60 - 14 M/C 64P reinf. TL	Angel Scooter Fr.	2771500	140/60 - 14 M/C 64P reinf. TL	Angel Scooter		140/60 - 14 M/C 64P reinf. TL	Angel Scooter	-	-
Nexus 300	M35	300				10	2770400	120/70 - 15 M/C 56P TL	140/60 - 14 M/C 64P reinf. TL	Angel Scooter Fr.	2771500	140/60 - 14 M/C 64P reinf. TL	Angel Scooter		140/60 - 14 M/C 64P reinf. TL	Angel Scooter	-	-
Nexus 300	M35	300				10	2770500	120/70 - 15 M/C 56S TL	140/60 - 14 M/C 64S reinf. TL	Angel Scooter Fr.	2854300	140/60 - 14 M/C 64S reinf. TL	Angel Scooter		140/60 - 14 M/C 64S reinf. TL	Angel Scooter	-	-
Nexus 500; FL	M 35 Vers. 1&2	500	2004				2768900	120/70 R 15 M/C 56H TL	160/60 R 14 M/C 65H TL	Diablo Rosso Scooter Fr.	2769300	160/60 R 14 M/C 65H TL	Diablo Rosso Scooter		160/60 R 14 M/C 65H TL	Diablo Rosso Scooter	2.10	2.50
NGR 250		250					1403100	100/90 - 16 M/C 54H TL	110/90 - 18 M/C 61H TL	Sport Demon Fr.	1404500	110/90 - 18 M/C 61H TL	Sport Demon		110/90 - 18 M/C 61H TL	Sport Demon	2.00	2.20
RC 600		600				23	1726500	90/90 - 21 M/C 54S TT	130/80 - 17 M/C 65S TT	Scorpion Trail Fr.	1726900	130/80 - 17 M/C 65S TT	Scorpion Trail		130/80 - 17 M/C 65S TT	Scorpion Trail	2.10	2.40
RCR Enduro 50		50					0341400	80/90 - 21 M/C 48P TT	110/80 - 18 M/C 58P TT	MT 21 Fr.	0341500	110/80 - 18 M/C 58P TT	MT 21		110/80 - 18 M/C 58P TT	MT 21	-	-
RCR Enduro 50		50					1005100	80/90 - 21 M/C 48S TT	110/80 - 18 M/C 58S TT	MT 90 Front AVT	1004500	110/80 - 18 M/C 58S TT	MT 90 AVT		110/80 - 18 M/C 58S TT	MT 90 AVT	-	-
Runner VXR 180		180	2001				2769700	120/70 - 12 51P TL	130/70 - 12 62P reinf. TL	Angel Scooter Fr.	2771000	130/70 - 12 62P reinf. TL	Angel Scooter		130/70 - 12 62P reinf. TL	Angel Scooter	1.80	2.50
Runner VXR 180		180	2001				2925400	120/70 - 12 58P reinf. TL	140/60 - 13 M/C 63P reinf. TL	Diablo Rosso Scooter	2925500	130/70 - 12 62P reinf. TL	Diablo Rosso Scooter		130/70 - 12 62P reinf. TL	Diablo Rosso Scooter	1.80	2.50
Runner 125 RST €3	M46	125	2006				2770300	120/70 - 14 M/C 59P TL	140/60 - 13 M/C 63P reinf. TL	Angel Scooter Fr.	2771300	140/60 - 13 M/C 63P reinf. TL	Angel Scooter		140/60 - 13 M/C 63P reinf. TL	Angel Scooter	-	-
Runner 125 VX		125	2001				2769700	120/70 - 12 51P TL	130/70 - 12 62P reinf. TL	Angel Scooter Fr.	2771000	130/70 - 12 62P reinf. TL	Angel Scooter		130/70 - 12 62P reinf. TL	Angel Scooter	1.80	2.50
Runner 125 VX		125	2001				2925400	120/70 - 12 58P reinf. TL	140/60 - 13 M/C 63P reinf. TL	Diablo Rosso Scooter	2925500	130/70 - 12 62P reinf. TL	Diablo Rosso Scooter		130/70 - 12 62P reinf. TL	Diablo Rosso Scooter	1.80	2.50
Runner 125 VX MY 2006 -	M 46	125	2006				2770300	120/70 - 14 M/C 59P TL	140/60 - 13 M/C 63P reinf. TL	Angel Scooter Fr.	2771300	140/60 - 13 M/C 63P reinf. TL	Angel Scooter		140/60 - 13 M/C 63P reinf. TL	Angel Scooter	-	-
Runner 200 RST €3	M46	200	2006				2770300	120/70 - 12 51P TL	130/70 - 12 62P reinf. TL	Angel Scooter Fr.	2771000	130/70 - 12 62P reinf. TL	Angel Scooter		130/70 - 12 62P reinf. TL	Angel Scooter	1.80	2.50
Runner 200 VXR		200	2004				2769700	120/70 - 12 51P TL	130/70 - 12 62P reinf. TL	Angel Scooter Fr.	2771000	130/70 - 12 62P reinf. TL	Angel Scooter		130/70 - 12 62P reinf. TL	Angel Scooter	1.80	2.50
Runner 200 VXR		200	2004				2925400	120/70 - 12 58P reinf. TL	140/60 - 13 M/C 63P reinf. TL	Diablo Rosso Scooter	2925500	130/70 - 12 62P reinf. TL	Diablo Rosso Scooter		130/70 - 12 62P reinf. TL	Diablo Rosso Scooter	1.80	2.50
Runner 200 VXR (RST)	M46	200	2004				2770300	120/70 - 14 M/C 59P TL	140/60 - 13 M/C 63P reinf. TL	Angel Scooter Fr.	2771300	140/60 - 13 M/C 63P reinf. TL	Angel Scooter		140/60 - 13 M/C 63P reinf. TL	Angel Scooter	1.80	2.50
Runner 50 RST SP; PJ	C46	50	2006				2770300	120/70 - 14 M/C 59P TL	140/60 - 13 M/C 63P reinf. TL	Angel Scooter Fr.	2771300	140/60 - 13 M/C 63P reinf. TL	Angel Scooter		140/60 - 13 M/C 63P reinf. TL	Angel Scooter	-	-
Runner 50; SP; PJ		50					2769700	120/70 - 12 51P TL	130/70 - 12 62P reinf. TL	Angel Scooter Fr.	2771000	130/70 - 12 62P reinf. TL	Angel Scooter		130/70 - 12 62P reinf. TL	Angel Scooter	1.60	2.50
Runner 50; SP; PJ		50					2925400	120/70 - 12 58P reinf. TL	140/60 - 13 M/C 63P reinf. TL	Diablo Rosso Scooter	2925500	130/70 - 12 62P reinf. TL	Diablo Rosso Scooter		130/70 - 12 62P reinf. TL	Diablo Rosso Scooter	1.60	2.50
Runner FX 125		125					2769700	120/70 - 12 51P TL	130/70 - 12 62P reinf. TL	Angel Scooter Fr.	2771000	130/70 - 12 62P reinf. TL	Angel Scooter		130/70 - 12 62P reinf. TL	Angel Scooter	1.80	2.50
Runner FX 125		125					2925400	120/70 - 12 58P reinf. TL	140/60 - 13 M/C 63P reinf. TL	Diablo Rosso Scooter	2925500	130/70 - 12 62P reinf. TL	Diablo Rosso Scooter		130/70 - 12 62P reinf. TL	Diablo Rosso Scooter	1.80	2.50
Runner FXR 180		180					2769700	120/70 - 12 51P TL	130/70 - 12 62P reinf. TL	Angel Scooter Fr.	2771000	130/70 - 12 62P reinf. TL	Angel Scooter		130/70 - 12 62P reinf. TL	Angel Scooter	1.80	2.50
Runner FXR 180		180					2925400	120/70 - 12 58P reinf. TL	140/60 - 13 M/C 63P reinf. TL	Diablo Rosso Scooter	2925500	130/70 - 12 62P reinf. TL	Diablo Rosso Scooter		130/70 - 12 62P reinf. TL	Diablo Rosso Scooter	1.80	2.50
SC 125		125					2046800	110/70 - 17 M/C 54H TL	140/70 - 17 M/C 66H TL	Sport Demon Fr.	2589600	140/70 - 17 M/C 66H TL	Sport Demon		140/70 - 17 M/C 66H TL	Sport Demon	-	-
SC 125		125				10	2702200	110/70 - 17 M/C 54S TL	140/70 - 17 M/C 66S TL	Angel City	3566600	140/70 - 17 M/C 66S TL	Angel City		140/70 - 17 M/C 66S TL	Angel City	-	-

FITMENT MOTORCYCLE / 126

Footnotes see last page



MODEL	TYPE	CC	MY From	MY To	Footnotes	FRONT			REAR			Pressure		
						IP-Code	Dimension	Tread	IP-Code	Dimension	Tread	Front	Rear	
HARLEY DAVIDSON (continued)														
FLHRSE; 3; 4 SE Road King MY 2007 -	FL 1	1800	2007	2009		24	2211300	130/70 R 18 M/C 63V TL	Night Dragon Fr.	2212000	170/60 R 17 M/C 78V reinf. TL	Night Dragon	2.50	2.80
FLHRSE5; - ANV CVO Road King MY 2013 -	FL 2	1800	2013			10	2812100	130/60 B 19 M/C 61H TL	Night Dragon Fr.	2812200	180/55 B 18 M/C 80H reinf. TL	Night Dragon GT	2.50	2.80
FLHRSEI Road Glide	FL1	1550	2002			24	1770500	MT90 B 16 M/C 72H TL	Night Dragon Fr.	1770600	MT90 B 16 M/C 74H TL	Night Dragon	2.50	2.70
FLHRSEI Road Glide	FL1	1550	2002			24	1770500	MT90 B 16 M/C 72H TL	Night Dragon Fr.	2812300	MT90 B 16 M/C 74H TL	Night Dragon GT	2.50	2.70
FLHRSI Road King Custom	FL1	1450	2004			24	1770500	MT90 B 16 M/C 72H TL	Night Dragon Fr.	2592800	MU85 B 16 M/C 77H TL	Night Dragon GT	2.50	2.80
FLHRXS Road King Special MY 2018 -	FL 3	1745	2018			10	2812100	130/60 B 19 M/C 61H TL	Night Dragon Fr.	2812200	180/55 B 18 M/C 80H reinf. TL	Night Dragon GT	2.50	2.80
FLHS Electra Glide Sport MY 1988 -1995	FLT	1340	1988	1995		24	1770500	MT90 B 16 M/C 72H TL	Night Dragon Fr.	1770600	MT90 B 16 M/C 74H TL	Night Dragon	2.50	2.70
FLHS Electra Glide Sport MY 1988 -1995	FLT	1340	1988	1995		24	1770500	MT90 B 16 M/C 72H TL	Night Dragon Fr.	2812300	MT90 B 16 M/C 74H TL	Night Dragon GT	2.50	2.70
FLHS Electra Glide Sport MY 1988 -1995	FLT	1340	1988	1995		24	2211500	130/90 B 16 M/C 67H TL	Night Dragon Fr.	2902500	130/90 B 16 M/C 73H reinf. TL	Night Dragon GT	2.50	2.70
FLHS Electra Glide Sport MY 1988 -1995	FLT	1340	1988	1995		24	0800600	130/90 - 16 M/C 67H TL	MT 66 Fr.	0800400	130/90 - 16 M/C 73H reinf. TL	MT 66	2.50	2.70
FLHT Electra Glide	FL 2	1584	2010			24	2211400	130/80 B 17 M/C 65H TL	Night Dragon Fr.	2592700	180/65 B 16 M/C 81H reinf. TL	Night Dragon GT	2.50	2.80
FLHT Electra Glide MY 1982 - 1987	FLT	1340	1982	1987		24	1770500	MT90 B 16 M/C 72H TL	Night Dragon Fr.	1770600	MT90 B 16 M/C 74H TL	Night Dragon	2.50	2.70
FLHT Electra Glide MY 1982 - 1987	FLT	1340	1982	1987		24	2211500	130/90 B 16 M/C 67H TL	Night Dragon Fr.	2902500	130/90 B 16 M/C 73H reinf. TL	Night Dragon GT	2.50	2.70
FLHT Electra Glide MY 1982 - 1987	FLT	1340	1982	1987		24	1770500	MT90 B 16 M/C 72H TL	Night Dragon Fr.	2812300	MT90 B 16 M/C 74H TL	Night Dragon GT	2.50	2.70
FLHT Electra Glide MY 1982 - 1987	FLT	1340	1982	1987		24	0800600	130/90 - 16 M/C 67H TL	MT 66 Fr.	0800400	130/90 - 16 M/C 73H reinf. TL	MT 66	2.50	2.70
FLHT Electra Glide Stand.	FL1	1600	2007			24	2211500	130/90 B 16 M/C 67H TL	Night Dragon Fr.	1772600	150/80 B 16 M/C 77H reinf. TL	Night Dragon	2.50	2.80
FLHT Electra Glide Stand.	FL1	1600	2007			24	2211500	130/90 B 16 M/C 67H TL	Night Dragon Fr.	2592600	150/80 B 16 M/C 77H reinf. TL	Night Dragon GT	2.50	2.80
FLHT Electra Glide Stand.	FL1	1600	2007			24	1770500	MT90 B 16 M/C 72H TL	Night Dragon Fr.	2592800	MU85 B 16 M/C 77H TL	Night Dragon GT	2.50	2.80
FLHT Electra Glide Stand.	FL1	1600	2007			24	2925100	130/90 B 16 M/C 67H TL	MT 60 RS Fr.	2925200	150/80 B 16 M/C 77H reinf. TL	MT 60 RS	2.50	2.80
FLHT Electra Glide Stand.	FL1	1600	2007			10	2925100	130/90 B 16 M/C 67H TL	MT 60 RS Fr.	2925200	150/80 B 16 M/C 77H reinf. TL	MT 60 RS	2.50	2.80
FLHT Electra Glide Stand.	FL1	1600	2007			24	0800600	130/90 - 16 M/C 67H TL	MT 66 Fr.	0800500	150/80 - 16 M/C 71H TL	MT 66	2.50	2.80
FLHT Electra Glide Standard	FLT; FL1	1400	2000			24	1770500	MT90 B 16 M/C 72H TL	Night Dragon Fr.	2812300	MT90 B 16 M/C 74H TL	Night Dragon GT	2.50	2.70
FLHT Electra Glide Standard	FLT; FL1	1400	2000			24	2211500	130/90 B 16 M/C 67H TL	Night Dragon Fr.	2902500	130/90 B 16 M/C 73H reinf. TL	Night Dragon GT	2.50	2.70
FLHT Electra Glide Standard	FLT; FL1	1400	2000			24	1770500	MT90 B 16 M/C 72H TL	Night Dragon Fr.	1770600	MT90 B 16 M/C 74H TL	Night Dragon	2.50	2.70
FLHT Electra Glide Standard	FLT; FL1	1400	2000			24	0800600	130/90 - 16 M/C 67H TL	MT 66 Fr.	0800400	130/90 - 16 M/C 73H reinf. TL	MT 66	2.50	2.70
FLHTC Electra Glide Classic	FL1	1600	2007			24	2211500	130/90 B 16 M/C 67H TL	Night Dragon Fr.	1772600	150/80 B 16 M/C 77H reinf. TL	Night Dragon	2.50	2.80
FLHTC Electra Glide Classic	FL1	1600	2007			24	2211500	130/90 B 16 M/C 67H TL	Night Dragon Fr.	2592600	150/80 B 16 M/C 77H reinf. TL	Night Dragon GT	2.50	2.80
FLHTC Electra Glide Classic	FL1	1600	2007			24	1770500	MT90 B 16 M/C 72H TL	Night Dragon Fr.	2592800	MU85 B 16 M/C 77H TL	Night Dragon GT	2.50	2.80
FLHTC Electra Glide Classic	FL1	1600	2007			10	2925100	130/90 B 16 M/C 67H TL	MT 60 RS Fr.	2925200	150/80 B 16 M/C 77H reinf. TL	MT 60 RS	2.50	2.80
FLHTC Electra Glide Classic	FL1	1600	2007			24	0800600	130/90 - 16 M/C 67H TL	MT 66 Fr.	0800500	150/80 - 16 M/C 71H TL	MT 66	2.50	2.80
FLHTC Electra Glide Classic; ABS	FL 2	1690	2012				2211400	130/80 B 17 M/C 65H TL	Night Dragon Fr.	2592700	180/65 B 16 M/C 81H reinf. TL	Night Dragon GT	2.50	2.80
FLHTC Electra Glide Classic; ABS	FL 2	1584	2012				2211400	130/80 B 17 M/C 65H TL	Night Dragon Fr.	2592700	180/65 B 16 M/C 81H reinf. TL	Night Dragon GT	2.50	2.80
FLHTC() E-Glide Classic; EFI MY 1983 -	FLT; FL1	1200	1983			24	1770500	MT90 B 16 M/C 72H TL	Night Dragon Fr.	1770600	MT90 B 16 M/C 74H TL	Night Dragon	2.50	2.70
FLHTC() E-Glide Classic; EFI MY 1983 -	FLT; FL1	1200	1983			24	1770500	MT90 B 16 M/C 72H TL	Night Dragon Fr.	2812300	MT90 B 16 M/C 74H TL	Night Dragon GT	2.50	2.70
FLHTC() E-Glide Classic; EFI MY 1983 -	FLT; FL1	1200	1983			24	2211500	130/90 B 16 M/C 67H TL	Night Dragon Fr.	2902500	130/90 B 16 M/C 73H reinf. TL	Night Dragon GT	2.50	2.70
FLHTC() E-Glide Classic; EFI MY 1983 -	FLT; FL1	1200	1983			24	0800600	130/90 - 16 M/C 67H TL	MT 66 Fr.	0800400	130/90 - 16 M/C 73H reinf. TL	MT 66	2.50	2.70
FLHTC() E-Glide Classic; EFI MY 1983 -	FLT; FL1	1200	1983			24	1770500	MT90 B 16 M/C 72H TL	Night Dragon Fr.	2592800	MU85 B 16 M/C 77H TL	Night Dragon GT	2.50	2.80
FLHTC() E-Glide Classic; EFI MY 1983 -	FLT; FL1	1200	1983			24	2211500	130/90 B 16 M/C 67H TL	Night Dragon Fr.	2592800	MU85 B 16 M/C 77H TL	Night Dragon GT	2.50	2.80
FLHTC() E-Glide Classic; EFI MY 1983 -	FLT; FL1	1200	1983			24	0800600	130/90 - 16 M/C 67H TL	MT 66 Fr.	0800400	130/90 - 16 M/C 73H reinf. TL	MT 66	2.50	2.70
FLHTC() E-Glide Classic; EFI MY 1983 -	FLT; FL1	1200	1983			24	1770500	MT90 B 16 M/C 72H TL	Night Dragon Fr.	2592800	MU85 B 16 M/C 77H TL	Night Dragon GT	2.50	2.80
FLHTCSE; 2 Sor. Eagle E-Glide; Ultr.Cl.	FL1	1700	2004			24	1770500	MT90 B 16 M/C 72H TL	Night Dragon Fr.	2592800	MU85 B 16 M/C 77H TL	Night Dragon GT	2.50	2.80
FLHTCU Ultra Classic	FL 3	1690	2014				2211400	130/80 B 17 M/C 65H TL	Night Dragon Fr.	2592700	180/65 B 16 M/C 81H reinf. TL	Night Dragon GT	2.50	2.80
FLHTCU Ultra Classic Electra Glide	FL 2	1690	2012				2211400	130/80 B 17 M/C 65H TL	Night Dragon Fr.	2592700	180/65 B 16 M/C 81H reinf. TL	Night Dragon GT	2.50	2.80
FLHTCU Ultra Classic E-Glide	FL1	1600	2007			24	2211500	130/90 B 16 M/C 67H TL	Night Dragon Fr.	2592700	180/65 B 16 M/C 81H reinf. TL	Night Dragon GT	2.50	2.80
FLHTCU Ultra Classic E-Glide	FL1	1600	2007			24	2211500	130/90 B 16 M/C 67H TL	Night Dragon Fr.	1772600	150/80 B 16 M/C 77H reinf. TL	Night Dragon	2.50	2.80
FLHTCU Ultra Classic E-Glide	FL1	1600	2007			24	2211500	130/90 B 16 M/C 67H TL	Night Dragon Fr.	2592600	150/80 B 16 M/C 77H reinf. TL	Night Dragon GT	2.50	2.80
FLHTCU Ultra Classic E-Glide	FL1	1600	2007			24	1770500	MT90 B 16 M/C 72H TL	Night Dragon Fr.	2592800	MU85 B 16 M/C 77H TL	Night Dragon GT	2.50	2.80
FLHTCU Ultra Classic E-Glide	FL1	1600	2007			10	2925100	130/90 B 16 M/C 67H TL	MT 60 RS Fr.	2925200	150/80 B 16 M/C 77H reinf. TL	MT 60 RS	2.50	2.80
FLHTCU Ultra Classic E-Glide	FL1	1600	2007			24	0800600	130/90 - 16 M/C 67H TL	MT 66 Fr.	0800500	150/80 - 16 M/C 71H TL	MT 66	2.50	2.80
FLHTCU Ultra Classic Electra Glide	FL 2	1600	2010	2011			2211400	130/80 B 17 M/C 65H TL	Night Dragon Fr.	2592700	180/65 B 16 M/C 81H reinf. TL	Night Dragon GT	2.50	2.80
FLHTCU Ultra Classic E-Glide	FLT; FL1	1450	1996	2003		24	2211500	130/90 B 16 M/C 67H TL	Night Dragon Fr.	2902500	130/90 B 16 M/C 73H reinf. TL	Night Dragon GT	2.50	2.70
FLHTCU Ultra Classic E-Glide	FLT; FL1	1450	1996	2003		24	1770500	MT90 B 16 M/C 72H TL	Night Dragon Fr.	2812300	MT90 B 16 M/C 74H TL	Night Dragon GT	2.50	2.70
FLHTCU Ultra Classic E-Glide	FLT; FL1	1450	1996	2003		24	1770500	MT90 B 16 M/C 72H TL	Night Dragon Fr.	1770600	MT90 B 16 M/C 74H TL	Night Dragon	2.50	2.70

HARLEY DAVIDSON (continued)

FLHTCU Ultra Classic E-Glide	FL1; FL1	1450	1996	2003			24	0800600	130/90 - 16 M/C 67H TL	MT 66 Fr.	0800400	130/90 - 16 M/C 73H reinf. TL	MT 66	2.50	2.70
FLHTCU Ultra Classic Electra Glide EFI	FL1	1450	2004	2006			24	1770500	MT90 B 16 M/C 72H TL	Night Dragon Fr.	2592800	MU85 B 16 M/C 77H TL	Night Dragon GT	2.50	2.80
FLHTCUSE (5/6) CVO Ultra Cl. El. Glide	FL 2	1800	2010					2211400	130/80 B 17 M/C 65H TL	Night Dragon Fr.	2592700	180/65 B 16 M/C 81H reinf. TL	Night Dragon GT	2.50	2.80
FLHTCUSE 5-8 CVO Ul.Cl. Electra Gl.; ANW	FL 2	1800	2010	2013				2211400	130/80 B 17 M/C 65H TL	Night Dragon Fr.	2592700	180/65 B 16 M/C 81H reinf. TL	Night Dragon GT	2.80	3.00
FLHTCUSE Scr.Eagle El.-Glide Ultra Cl.	FL 1	1690	2006				24	1770500	MT90 B 16 M/C 72H TL	Night Dragon Fr.	2592800	MU85 B 16 M/C 77H TL	Night Dragon GT	2.50	2.80
FLHTCUSE2 SE Electra Glide Ultra Classic	FL 1	1800	2007				24	1770500	MT90 B 16 M/C 72H TL	Night Dragon Fr.	2592800	MU85 B 16 M/C 77H TL	Night Dragon GT	2.50	2.80
FLHTCUSE2 SE Electra Glide Ultra Classic	FL 1	1800	2007			10	24	2925100	130/90 B 16 M/C 67H TL	MT 60 RS Fr.	2925200	150/80 B 16 M/C 77H reinf. TL	MT 60 RS	2.50	2.80
FLHTCUSE* SE Electra Glide Ultra Classic	FL 1	1800	2008				24	1770500	MT90 B 16 M/C 72H TL	Night Dragon Fr.	2592800	MU85 B 16 M/C 77H TL	Night Dragon GT	2.50	2.80
FLHTI Electra Glide Standard EFI	FL 1	1450	2004	2006			24	1770500	MT90 B 16 M/C 72H TL	Night Dragon Fr.	2592800	MU85 B 16 M/C 77H TL	Night Dragon GT	2.50	2.80
FLHTK Electra Glide Ultra Limited	FL 3	1690	2014					2211400	130/80 B 17 M/C 65H TL	Night Dragon Fr.	2592700	180/65 B 16 M/C 81H reinf. TL	Night Dragon GT	2.50	2.80
FLHTK; ANW El.Gl. Ultra Limited MY 2010	FL 2	1690	2017					2211400	130/80 B 17 M/C 65H TL	Night Dragon Fr.	2592700	180/65 B 16 M/C 81H reinf. TL	Night Dragon GT	2.50	2.80
FLHTK; L; ANW Ult. Limited; Low MY 2017-	FL 3	1745	2010					2211400	130/80 B 17 M/C 65H TL	Night Dragon Fr.	2592700	180/65 B 16 M/C 81H reinf. TL	Night Dragon GT	2.50	2.80
FLHTKL Ultra Limited & Low	FL 3	1690	2015					2211400	130/80 B 17 M/C 65H TL	Night Dragon Fr.	2592700	180/65 B 16 M/C 81H reinf. TL	Night Dragon GT	2.50	2.80
FLHTKSE CVO Limited MY 2017 -	FL 3	1868	2017					2211400	130/80 B 17 M/C 65H TL	Night Dragon Fr.	2592700	180/65 B 16 M/C 81H reinf. TL	Night Dragon GT	2.50	2.50
FLHTKSE CVO Limited MY 2019 -	FL 3	1923	2019			10	24	2812100	130/60 B 19 M/C 61H TL	Night Dragon Fr.	2812200	180/55 B 18 M/C 80H reinf. TL	Night Dragon GT	2.50	2.80
FLHTKSE CVO Limited MY 2014 -	FL 3	1868	2014					2211400	130/80 B 17 M/C 65H TL	Night Dragon Fr.	2592700	180/65 B 16 M/C 81H reinf. TL	Night Dragon GT	2.50	2.80
FLHTKSE; ANW CVO Limited MY 2018 -	FL 3	1923	2018					2211400	130/80 B 17 M/C 65H TL	Night Dragon Fr.	2592700	180/65 B 16 M/C 81H reinf. TL	Night Dragon GT	2.50	2.80
FLHTP Electra Glide Police	FL 1	1690	2010				10	2211400	130/80 B 17 M/C 65H TL	Night Dragon Fr.	2592700	180/65 B 16 M/C 81H reinf. TL	Night Dragon GT	2.50	2.80
FLHTP Electra Glide Police	FL 1	1690	2008			10	24	1770500	MT90 B 16 M/C 72H TL	Night Dragon Fr.	2812300	MT90 B 16 M/C 74H TL	Night Dragon GT	2.50	2.70
FLHTU Ultra MY 1983 -	FL1; FL1	1200	1983	1998			24	2211500	130/90 B 16 M/C 67H TL	Night Dragon Fr.	1770600	MT90 B 16 M/C 74H TL	Night Dragon	2.50	2.70
FLHTU Ultra MY 1983 -	FL1; FL1	1200	1983	1998			24	1770500	MT90 B 16 M/C 72H TL	Night Dragon Fr.	2812300	MT90 B 16 M/C 74H TL	Night Dragon GT	2.50	2.70
FLHTU Ultra MY 1983 -	FL1; FL1	1200	1983	1998			24	0800600	130/90 - 16 M/C 67H TL	MT 66 Fr.	0800400	130/90 - 16 M/C 73H reinf. TL	MT 66	2.50	2.70
FLHTU Ultra City Glide EFI	FL1; FL1	1200	1996				24	2211500	130/90 B 16 M/C 67H TL	Night Dragon Fr.	2902500	130/90 B 16 M/C 73H reinf. TL	Night Dragon GT	2.50	2.70
FLHTU Ultra City Glide EFI	FL1; FL1	1200	1996				24	1770500	MT90 B 16 M/C 72H TL	Night Dragon Fr.	2812300	MT90 B 16 M/C 74H TL	Night Dragon GT	2.50	2.70
FLHTU Ultra City Glide EFI	FL1; FL1	1200	1996				24	1770500	MT90 B 16 M/C 72H TL	Night Dragon Fr.	1770600	MT90 B 16 M/C 74H TL	Night Dragon	2.50	2.70
FLHTU Ultra City Glide EFI	FL1; FL1	1200	1996				24	0800600	130/90 - 16 M/C 67H TL	MT 66 Fr.	0800400	130/90 - 16 M/C 73H reinf. TL	MT 66	2.50	2.70
FLHX Street Glide	FL 2	1690	2012					2211200	130/70 B 18 M/C 63H TL	Night Dragon Fr.	2592700	180/65 B 16 M/C 81H reinf. TL	Night Dragon GT	2.50	2.80
FLHX Street Glide MY 2009 -	FL 2	1584	2009					2211400	130/80 B 17 M/C 65H TL	Night Dragon Fr.	2592700	180/65 B 16 M/C 81H reinf. TL	Night Dragon GT	2.50	2.90
FLHX Street Glide MY 2007 -	FL 1	1584	2007	2008			24	2211500	130/90 B 16 M/C 67H TL	Night Dragon Fr.	2592600	150/80 B 16 M/C 77H reinf. TL	Night Dragon GT	2.50	2.80
FLHX Street Glide MY 2007 -	FL 1	1584	2007	2008			24	2211500	130/90 B 16 M/C 67H TL	Night Dragon Fr.	1772600	150/80 B 16 M/C 77H reinf. TL	Night Dragon	2.50	2.80
FLHX Street Glide MY 2007 -	FL 1	1584	2007	2008			24	1770500	MT90 B 16 M/C 72H TL	Night Dragon Fr.	2592800	MU85 B 16 M/C 77H TL	Night Dragon GT	2.50	2.80
FLHX Street Glide MY 2007 -	FL 1	1584	2007	2008		10	24	2925100	130/90 B 16 M/C 67H TL	MT 60 RS Fr.	2925200	150/80 B 16 M/C 77H reinf. TL	MT 60 RS	2.50	2.80
FLHX Street Glide MY 2007 -	FL 1	1584	2007	2008			24	0800600	130/90 - 16 M/C 67H TL	MT 66 Fr.	0800500	150/80 - 16 M/C 71H TL	MT 66	2.50	2.80
FLHX Street Glide MY 2009 -	FL 2	1584	2009					1770500	MT90 B 16 M/C 72H TL	Night Dragon Fr.	2592800	MU85 B 16 M/C 77H TL	Night Dragon GT	2.50	2.80
FLHX Street Glide MY 2010 -	FL 2	1584	2010	2011				2211200	130/70 B 18 M/C 63H TL	Night Dragon Fr.	2592700	180/65 B 16 M/C 81H reinf. TL	Night Dragon GT	2.50	2.80
FLHX Street Glide MY 2014 -	FL 3	1690	2014					2812100	130/60 B 19 M/C 61H TL	Night Dragon Fr.	2592700	180/65 B 16 M/C 81H reinf. TL	Night Dragon GT	2.50	2.80
FLHX; ANW Street Glide; Spec. MY 2017-	FL 3	1745	2017					2812100	130/60 B 19 M/C 61H TL	Night Dragon Fr.	2592700	180/65 B 16 M/C 81H reinf. TL	Night Dragon GT	2.50	2.80
FLHXI Street Glide	FL 1	1450	2006				24	1770500	MT90 B 16 M/C 72H TL	Night Dragon Fr.	2592800	MU85 B 16 M/C 77H TL	Night Dragon GT	2.50	2.80
FLHX Street Glide Special MY 2015-2016	FL 3	1690	2015	2016				2812100	130/60 B 19 M/C 61H TL	Night Dragon Fr.	2592700	180/65 B 16 M/C 81H reinf. TL	Night Dragon GT	2.50	2.80
FLHX; ANX Street Glide Spec. MY 2018 -	FL 3	1745	2018			10	24	2812100	130/60 B 19 M/C 61H TL	Night Dragon Fr.	2812200	180/55 B 18 M/C 80H reinf. TL	Night Dragon GT	2.50	2.80
FLHXSE CVO Street Glide 2015 -	FL 3	1800	2015					2812100	130/60 B 19 M/C 61H TL	Night Dragon Fr.	2812200	180/55 B 18 M/C 80H reinf. TL	Night Dragon GT	2.50	2.80
FLHXSE CVO Street Glide 2017 -	FL 3	1868	2017					2812100	130/60 B 19 M/C 61H TL	Night Dragon Fr.	2812200	180/55 B 18 M/C 80H reinf. TL	Night Dragon GT	2.50	2.80
FLHXSE CVO Street Glide MY 2010	FL 2	1800	2010				10	2211200	130/70 B 18 M/C 63H TL	Night Dragon Fr.	2812200	180/55 B 18 M/C 80H reinf. TL	Night Dragon GT	2.50	2.80
FLHXSE CVO Street Glide MY 2018 -	FL 3	1923	2018				10	2812100	130/60 B 19 M/C 61H TL	Night Dragon Fr.	2812200	180/55 B 18 M/C 80H reinf. TL	Night Dragon GT	2.50	2.80
FLHXSE; 3- CVO Street Glide MY 2011 -	FL 2	1800	2011					2812100	130/60 B 19 M/C 61H TL	Night Dragon Fr.	2812200	180/55 B 18 M/C 80H reinf. TL	Night Dragon GT	2.50	2.80
FLS Softail Slim MY 2012 -	FS 2	1690	2012					1770500	MT90 B 16 M/C 72H TL	Night Dragon Fr.	2592800	MU85 B 16 M/C 77H TL	Night Dragon GT	2.50	2.80
FLS Softail Slim MY 2018 -	ST 1	1745	2018				2211600	130/90 B 16 M/C 73H reinf. TL	Night Dragon Fr.	2592600	150/80 B 16 M/C 77H reinf. TL	Night Dragon GT	2.50	2.80	
FLSS Softail Slim S MY 2016 -	FS 2	1800	2016					1770500	MT90 B 16 M/C 72H TL	Night Dragon Fr.	2592800	MU85 B 16 M/C 77H TL	Night Dragon GT	2.50	2.80
FLSTC Heritage Softail Classic	FS 2	1690	2016					1770500	MT90 B 16 M/C 72H TL	Night Dragon Fr.	2592800	MU85 B 16 M/C 77H TL	Night Dragon GT	2.50	2.80
FLSTC Softail Heritage Classic	FS 2	1584	2007				24	1770500	MT90 B 16 M/C 72H TL	Night Dragon Fr.	2592800	MU85 B 16 M/C 77H TL	Night Dragon GT	2.50	2.80
FLSTC Softail Heritage Classic	FS 2	1584	2007				24	1770500	MT90 B 16 M/C 72H TL	Night Dragon Fr.	2592600	150/80 B 16 M/C 77H reinf. TL	Night Dragon GT	2.50	2.80



MODEL	TYPE	CC	MY From	MY To	Footnotes	FRONT			REAR			Pressure		
						IP-Code	Dimension	Tread	IP-Code	Dimension	Tread	Front	Rear	
HARLEY DAVIDSON (continued)														
FLSTC Softail Heritage Classic	FS 2	1584	2007			1770500	MT90 B 16 M/C 72H TL	Night Dragon Fr.	1772600	150/80 B 16 M/C 77H reinf. TL	Night Dragon	2.50	2.80	
FLSTC ANV Heritage Softail Classic	FS 2	1690	2012	2015		1770500	MT90 B 16 M/C 72H TL	Night Dragon Fr.	2592600	150/80 B 16 M/C 77H reinf. TL	Night Dragon GT	2.50	2.80	
FLSTF Fat Boy	FS2	1600	2007			1815000	140/75 R 17 M/C 67V TL	Night Dragon Fr.	2595600	200/55 R 17 M/C 78V TL	Night Dragon GT	2.50	2.90	
FLSTF Fat Boy	FXST	1340	1990			1770500	MT90 B 16 M/C 72H TL	Night Dragon Fr.	1770600	MT90 B 16 M/C 74H TL	Night Dragon	2.50	2.70	
FLSTF Fat Boy	FXST	1340	1990			1770500	MT90 B 16 M/C 72H TL	Night Dragon Fr.	2812300	MT90 B 16 M/C 74H TL	Night Dragon GT	2.50	2.70	
FLSTF Fat Boy	FXST	1340	1990			24 2211500	130/90 B 16 M/C 67H TL	Night Dragon Fr.	2902500	130/90 B 16 M/C 73H reinf. TL	Night Dragon GT	2.50	2.70	
FLSTF Fat Boy	FXST	1340	1990			24 0800600	130/90 - 16 M/C 67H TL	MT 66 Fr.	0800400	130/90 - 16 M/C 73H reinf. TL	MT 66	2.50	2.70	
FLSTF() Fat Boy; FLSTC() Her. Soft. Cl	FS2	1450	2003			24 2211500	130/90 B 16 M/C 67H TL	Night Dragon Fr.	2592600	150/80 B 16 M/C 77H reinf. TL	Night Dragon GT	2.50	2.80	
FLSTF() Fat Boy; FLSTC() Her. Soft. Cl	FS2	1450	2003			24 1770500	MT90 B 16 M/C 72H TL	Night Dragon Fr.	2592600	150/80 B 16 M/C 77H reinf. TL	Night Dragon GT	2.50	2.80	
FLSTF() Fat Boy; FLSTC() Her. Soft. Cl	FS2	1450	2003			24 2211500	130/90 B 16 M/C 67H TL	Night Dragon Fr.	1772600	150/80 B 16 M/C 77H reinf. TL	Night Dragon	2.50	2.80	
FLSTF() Fat Boy; FLSTC() Her. Soft. Cl	FS2	1450	2003			24 1770500	MT90 B 16 M/C 72H TL	Night Dragon Fr.	1772600	150/80 B 16 M/C 77H reinf. TL	Night Dragon	2.50	2.80	
FLSTF() Fat Boy; FLSTC() Her. Soft. Cl	FS2	1450	2003		10	24 2925100	130/90 B 16 M/C 67H TL	MT 60 RS Fr.	2925200	150/80 B 16 M/C 77H reinf. TL	MT 60 RS	2.50	2.80	
FLSTF; B Fat Boy; Special; ANV; Lo	FS 2	1690	2012			24 0800600	130/90 - 16 M/C 67H TL	MT 66 Fr.	0800500	150/80 - 16 M/C 71H TL	MT 66	2.50	2.80	
FLSTFB Fat Boy Special	FS 2	1600	2010			1815000	140/75 R 17 M/C 67V TL	Night Dragon Fr.	2595600	200/55 R 17 M/C 78V TL	Night Dragon GT	2.50	2.90	
FLSTFBS Fat Boy S MY 2016 -	FS 2	1800	2016			1815000	140/75 R 17 M/C 67V TL	Night Dragon Fr.	2595600	200/55 R 17 M/C 78V TL	Night Dragon GT	2.50	2.90	
FLSTFSE Screaming Eagle Fat Boy	FS 2	1700	2005			24 1770500	MT90 B 16 M/C 72H TL	Night Dragon Fr.	2592600	150/80 B 16 M/C 77H reinf. TL	Night Dragon GT	2.50	2.80	
FLSTFSE Screaming Eagle Fat Boy	FS 2	1700	2005			24 1770500	MT90 B 16 M/C 72H TL	Night Dragon Fr.	2592600	150/80 B 16 M/C 77H reinf. TL	Night Dragon	2.50	2.80	
FLSTFSE2 Screamin' Eagle Fat Boy 2	FS 2	1700	2008			24 1815000	140/75 R 17 M/C 67V TL	Night Dragon Fr.	1772600	150/80 B 16 M/C 78V TL	Night Dragon	2.50	2.90	
FLSTI Softail Heritage	FS 2	1450	2006			24 1770500	MT90 B 16 M/C 72H TL	Night Dragon Fr.	1772600	150/80 B 16 M/C 77H reinf. TL	Night Dragon	2.50	2.80	
FLSTI Softail Heritage	FS 2	1450	2006			24 1770500	MT90 B 16 M/C 72H TL	Night Dragon Fr.	2592600	150/80 B 16 M/C 77H reinf. TL	Night Dragon GT	2.50	2.80	
FLSTN Softail Deluxe MY 2007 -	FS 2	1584	2007			24 1770500	MT90 B 16 M/C 72H TL	Night Dragon Fr.	2592600	MU85 B 16 M/C 77H TL	Night Dragon GT	2.50	2.80	
FLSTN Softail Deluxe MY 2012 -	FS 2	1690	2012			24 1770500	MT90 B 16 M/C 72H TL	Night Dragon Fr.	2592600	MU85 B 16 M/C 77H TL	Night Dragon GT	2.50	2.80	
FLSTNI Softail Deluxe EFI	FS 2	1450	2005			24 1770500	MT90 B 16 M/C 72H TL	Night Dragon Fr.	2592600	MU85 B 16 M/C 77H TL	Night Dragon GT	2.50	2.80	
FLSTNSE CVO Softail Deluxe	FS 2	1800	2014			24 1770500	MT90 B 16 M/C 72H TL	Night Dragon Fr.	2592600	MU85 B 16 M/C 77H TL	Night Dragon GT	2.50	2.80	
FLSTS Heritage Springer	FS 2	1450	2003			24 1770500	MT90 B 16 M/C 72H TL	Night Dragon Fr.	2592600	MU85 B 16 M/C 77H TL	Night Dragon GT	2.50	2.80	
FLSTS Heritage Springer MY 1997 - 2000	FXST	1200	1997	2000		24 2211500	130/90 B 16 M/C 67H TL	Night Dragon Fr.	2902500	130/90 B 16 M/C 73H reinf. TL	Night Dragon GT	2.50	2.70	
FLSTS Heritage Springer MY 1997 - 2000	FXST	1200	1997	2000		24 1770500	MT90 B 16 M/C 72H TL	Night Dragon Fr.	2812300	MT90 B 16 M/C 74H TL	Night Dragon GT	2.50	2.70	
FLSTS Heritage Springer MY 1997 - 2000	FXST	1200	1997	2000		24 1770500	MT90 B 16 M/C 72H TL	Night Dragon Fr.	1770600	MT90 B 16 M/C 74H TL	Night Dragon	2.50	2.70	
FLSTS Heritage Springer MY 1997 - 2000	FXST	1200	1997	2000		24 0800600	130/90 - 16 M/C 67H TL	MT 66 Fr.	0800400	130/90 - 16 M/C 73H reinf. TL	MT 66	2.50	2.70	
FLSTS Soft. Her. Cust. Spr. MY 1991-1999	FXST	1200	1991	1999		24 1770500	MT90 B 16 M/C 72H TL	Night Dragon Fr.	2812300	MT90 B 16 M/C 74H TL	Night Dragon GT	2.50	2.70	
FLSTS Soft. Her. Cust. Spr. MY 1991-1999	FXST	1200	1991	1999		24 1770500	MT90 B 16 M/C 72H TL	Night Dragon Fr.	1770600	MT90 B 16 M/C 74H TL	Night Dragon	2.50	2.70	
FLSTS Soft. Her. Cust. Spr. MY 1991-1999	FXST	1200	1991	1999		24 2211500	130/90 B 16 M/C 67H TL	Night Dragon Fr.	2902500	130/90 B 16 M/C 73H reinf. TL	Night Dragon GT	2.50	2.70	
FLSTS Soft. Her. Cust. Spr. MY 1991-1999	FXST	1200	1991	1999		24 0800600	130/90 - 16 M/C 67H TL	MT 66 Fr.	0800400	130/90 - 16 M/C 73H reinf. TL	MT 66	2.50	2.70	
FLSTS; FLSTF/-; FLSTC/-	FS 2	1450	2000	2002		24 2211500	130/90 B 16 M/C 67H TL	Night Dragon Fr.	2902500	130/90 B 16 M/C 73H reinf. TL	Night Dragon GT	2.50	2.70	
FLSTS; FLSTF/-; FLSTC/-	FS 2	1450	2000	2002		24 1770500	MT90 B 16 M/C 72H TL	Night Dragon Fr.	2902500	130/90 B 16 M/C 73H reinf. TL	Night Dragon GT	2.50	2.70	
FLSTS; FLSTF/-; FLSTC/-	FS 2	1450	2000	2002		24 1770500	MT90 B 16 M/C 72H TL	Night Dragon Fr.	2812300	MT90 B 16 M/C 74H TL	Night Dragon GT	2.50	2.70	
FLSTS; FLSTF/-; FLSTC/-	FS 2	1450	2000	2002		24 1770500	MT90 B 16 M/C 72H TL	Night Dragon Fr.	1770600	MT90 B 16 M/C 74H TL	Night Dragon	2.50	2.70	
FLSTS; FLSTF/-; FLSTC/-	FS 2	1450	2000	2002		24 0800600	130/90 - 16 M/C 67H TL	MT 66 Fr.	0800400	130/90 - 16 M/C 73H reinf. TL	MT 66	2.50	2.70	
FLSTSB Cross Bones	FS 2	1584	2009			1770500	MT90 B 16 M/C 72H TL	Night Dragon Fr.	2595600	200/55 R 17 M/C 78V TL	Night Dragon GT	2.50	2.80	
FLSTSCI Softail Springer Classic EFI	FS 2	1450	2005			24 1770500	MT90 B 16 M/C 72H TL	Night Dragon Fr.	1772600	150/80 B 16 M/C 77H reinf. TL	Night Dragon	2.50	2.80	
FLSTSCI Softail Springer Classic EFI	FS 2	1450	2005			24 1770500	MT90 B 16 M/C 72H TL	Night Dragon Fr.	2592600	150/80 B 16 M/C 77H reinf. TL	Night Dragon	2.50	2.80	
FLT; FLHT Electra Glide MY 1983 -	FLT; FL1	1000	1983	2000		24 1770500	MT90 B 16 M/C 72H TL	Night Dragon Fr.	1770600	MT90 B 16 M/C 74H TL	Night Dragon	2.50	2.70	
FLT; FLHT Electra Glide MY 1983 -	FLT; FL1	1000	1983	2000		24 2211500	130/90 B 16 M/C 67H TL	Night Dragon Fr.	2902500	130/90 B 16 M/C 73H reinf. TL	Night Dragon GT	2.50	2.70	
FLT; FLHT Electra Glide MY 1983 -	FLT; FL1	1000	1983	2000		24 1770500	MT90 B 16 M/C 72H TL	Night Dragon Fr.	2812300	MT90 B 16 M/C 74H TL	Night Dragon GT	2.50	2.70	
FLT; FLHT Electra Glide MY 1983 -	FLT; FL1	1000	1983	2000		24 0800600	130/90 - 16 M/C 67H TL	MT 66 Fr.	0800400	130/90 - 16 M/C 73H reinf. TL	MT 66	2.50	2.70	
FLT; FLHTC Tour Glide MY 1982 -	FLT; FL1	1200	1982			24 2211500	130/90 B 16 M/C 67H TL	Night Dragon Fr.	2902500	130/90 B 16 M/C 73H reinf. TL	Night Dragon GT	2.50	2.70	
FLT; FLTC Tour Glide MY 1982 -	FLT; FL1	1200	1982			24 1770500	MT90 B 16 M/C 72H TL	Night Dragon Fr.	2812300	MT90 B 16 M/C 74H TL	Night Dragon GT	2.50	2.70	

HARLEY DAVIDSON (continued)

FLI; FLTC Tour Glide MY 1982 -	FLI; FL1	1200	1982					MT90 B 16 M/C 72H TL	Night Dragon Fr.	1770600	MT90 B 16 M/C 74H TL	Night Dragon	2.50	2.70
FLI; FLTC Tour Glide MY 1982 -	FLI; FL1	1200	1982					130/90 - 16 M/C 67H TL	MT 66 Fr.	0800400	130/90 - 16 M/C 73H reinf. TL	MT 66	2.50	2.70
FLC Tour Glide Classic MY 1982-1996	FLI; FL1	1200	1982	1996				MT90 B 16 M/C 72H TL	Night Dragon Fr.	1770600	MT90 B 16 M/C 74H TL	Night Dragon	2.50	2.70
FLC Tour Glide Classic MY 1982-1996	FLI; FL1	1200	1982	1996				MT90 B 16 M/C 72H TL	Night Dragon Fr.	2812300	MT90 B 16 M/C 74H TL	Night Dragon GT	2.50	2.70
FLC Tour Glide Classic MY 1982-1996	FLI; FL1	1200	1982	1996				130/90 B 16 M/C 67H TL	Night Dragon Fr.	2902500	130/90 B 16 M/C 73H reinf. TL	Night Dragon GT	2.50	2.70
FLC Tour Glide Classic MY 1982-1996	FLI; FL1	1200	1982	1996				130/90 - 16 M/C 67H TL	MT 66 Fr.	0800400	130/90 - 16 M/C 73H reinf. TL	MT 66	2.50	2.70
FLTR; FLTRI Road Glide; Injection	FLI; FL1	1200	1999					MT90 B 16 M/C 72H TL	Night Dragon Fr.	1770600	MT90 B 16 M/C 74H TL	Night Dragon	2.50	2.70
FLTR; FLTRI Road Glide; Injection	FLI; FL1	1200	1999					130/90 B 16 M/C 67H TL	Night Dragon Fr.	2902500	130/90 B 16 M/C 73H reinf. TL	Night Dragon GT	2.50	2.70
FLTR; FLTRI Road Glide; Injection	FLI; FL1	1200	1999					MT90 B 16 M/C 72H TL	Night Dragon Fr.	2812300	MT90 B 16 M/C 74H TL	Night Dragon GT	2.50	2.70
FLTR; FLTRI Road Glide; Injection	FLI; FL1	1200	1999					130/90 - 16 M/C 67H TL	MT 66 Fr.	0800400	130/90 - 16 M/C 73H reinf. TL	MT 66	2.50	2.70
FLTRSE ³ CVO Road Glide Scr. Eagle	FL 2	1800	2009					130/70 B 18 M/C 63H TL	Night Dragon Fr.	2812200	180/55 B 18 M/C 80H reinf. TL	Night Dragon GT	2.50	2.90
FLTRU Road Glide Ultra MY 2016 -	FL 3	1690	2016					130/80 B 17 M/C 65H TL	Night Dragon Fr.	2592700	180/65 B 16 M/C 81H reinf. TL	Night Dragon GT	2.50	2.80
FLTRU Road Glide Ultra MY 2017 -	FL 3	1745	2017					130/80 B 17 M/C 65H TL	Night Dragon Fr.	2592700	180/65 B 16 M/C 81H reinf. TL	Night Dragon GT	2.50	2.80
FLTRUSE CVO Road Glide Ultra	FL 3	1800	2015					130/80 B 17 M/C 65H TL	Night Dragon Fr.	2592700	180/65 B 16 M/C 81H reinf. TL	Night Dragon GT	2.50	2.80
FLTRUSE CVO Road Glide Ultra MY 2011 -	FL 2	1800	2011					130/70 B 18 M/C 63H TL	Night Dragon Fr.	2812200	180/55 B 18 M/C 80H reinf. TL	Night Dragon GT	2.50	2.80
FLTRX Road Glide MY 2018 -	FL 3	1745	2018					130/60 B 19 M/C 61H TL	Night Dragon Fr.	2592700	180/65 B 16 M/C 81H reinf. TL	Night Dragon GT	2.50	2.80
FLTRX Road Glide Custom	FL 2	1600	2010					130/70 B 18 M/C 63H TL	Night Dragon Fr.	2592700	180/65 B 16 M/C 81H reinf. TL	Night Dragon GT	2.50	2.80
FLTRXS Road Glide Special MY 2015 -	FL 3	1690	2015					130/60 B 19 M/C 61H TL	Night Dragon Fr.	2592700	180/65 B 16 M/C 81H reinf. TL	Night Dragon GT	2.50	2.80
FLTRXS Road Glide Special MY 2018 -	FL 3	1745	2018					130/60 B 19 M/C 61H TL	Night Dragon Fr.	2812200	180/55 B 18 M/C 80H reinf. TL	Night Dragon GT	2.50	2.80
FLTRXS Road Glide; Special MY 2017 -	FL 3	1745	2017					130/60 B 19 M/C 61H TL	Night Dragon Fr.	2592700	180/65 B 16 M/C 81H reinf. TL	Night Dragon GT	2.50	2.80
FLTRXSE ² - AW CVO Road Glide Custom	FL 2	1800	2012					130/60 B 19 M/C 61H TL	Night Dragon Fr.	2812200	180/55 B 18 M/C 80H reinf. TL	Night Dragon GT	2.50	2.80
FLTU Ultra Classic T.G. MY 1982-1996	FLI; FL1	1200	1982	1996				MT90 B 16 M/C 72H TL	Night Dragon Fr.	1770600	MT90 B 16 M/C 74H TL	Night Dragon	2.50	2.70
FLTU Ultra Classic T.G. MY 1982-1996	FLI; FL1	1200	1982	1996				130/90 B 16 M/C 67H TL	Night Dragon Fr.	2812300	MT90 B 16 M/C 74H TL	Night Dragon GT	2.50	2.70
FLTU Ultra Classic T.G. MY 1982-1996	FLI; FL1	1200	1982	1996				MT90 B 16 M/C 72H TL	Night Dragon Fr.	2902500	130/90 B 16 M/C 73H reinf. TL	Night Dragon GT	2.50	2.70
FLTU Ultra Classic T.G. MY 1982-1996	FLI; FL1	1200	1982	1996				130/90 - 16 M/C 67H TL	MT 66 Fr.	0800400	130/90 - 16 M/C 73H reinf. TL	MT 66	2.50	2.70
FX Super Glide MY 1978 - 1981	FX	1400	1978	1981				100/90 - 19 M/C 57H TL	Night Dragon Fr.	2902500	130/90 B 16 M/C 73H reinf. TL	Night Dragon GT	2.00	2.70
FXD; FXDC Dyna Sup.Gl.; Dyna Gl.Cust.	FXD	1400	1995					100/90 - 19 M/C 57H TL	Night Dragon Fr.	2902500	130/90 B 16 M/C 73H reinf. TL	Night Dragon GT	2.00	2.70
FXD; FXDC Dyna Sup.Gl.; Dyna Gl.Cust.	FXD	1400	1995					100/90 - 19 M/C 57H TL	MT 66 Fr.	0800400	130/90 - 16 M/C 73H reinf. TL	MT 66	2.00	2.70
FXD; FXDXT; FXDL	FD1	1450	2000	2001				100/90 - 19 M/C 57H TL	Night Dragon Fr.	2902500	130/90 B 16 M/C 73H reinf. TL	Night Dragon GT	2.00	2.70
FXDB Dyna Glide Sturgis MY 1991 - 1993	FXD	1400	1991	1993				100/90 - 19 M/C 57H TL	Night Dragon Fr.	2902500	130/90 B 16 M/C 73H reinf. TL	Night Dragon GT	2.00	2.70
FXDB Dyna Glide Sturgis MY 1991 - 1993	FXD	1400	1991	1993				100/90 - 19 M/C 57H TL	MT 66 Fr.	0800400	130/90 - 16 M/C 73H reinf. TL	MT 66	2.00	2.70
FXDB-Day Dyna Glide Daytona MY 1992-1993	FXD	1200	1992	1993				100/90 - 19 M/C 57H TL	Night Dragon Fr.	2902500	130/90 B 16 M/C 73H reinf. TL	Night Dragon GT	2.00	2.70
FXDB-Day Dyna Glide Daytona MY 1992-1993	FXD	1200	1992	1993				100/90 - 19 M/C 57H TL	MT 66 Fr.	0800400	130/90 - 16 M/C 73H reinf. TL	MT 66	2.00	2.70
FXDC Dyna Super Glide Custom MY 2005 -	FD 1	1450	2005					100/90 - 19 M/C 57H TL	Night Dragon Fr.	1772600	150/80 B 16 M/C 77H reinf. TL	Night Dragon	2.00	2.70
FXDC Dyna Super Glide Custom MY 2005 -	FD 1	1450	2005					100/90 - 19 M/C 57H TL	Night Dragon Fr.	2592600	150/80 B 16 M/C 77H reinf. TL	Night Dragon GT	2.00	2.70
FXDC Dyna Super Glide Custom MY 2005 -	FD 1	1450	2005					100/90 - 19 M/C 57H TL	MT 66 Fr.	0800500	150/80 - 16 M/C 71H TL	MT 66	2.00	2.70
FXDI Super Glide MY 2004 -	FD 1	1450	2004					100/90 - 19 M/C 57H TL	Night Dragon Fr.	1772600	150/80 B 16 M/C 77H reinf. TL	Night Dragon	2.10	2.80
FXDI Super Glide MY 2004 -	FD 1	1450	2004					100/90 - 19 M/C 57H TL	Night Dragon Fr.	2592600	150/80 B 16 M/C 77H reinf. TL	Night Dragon GT	2.10	2.80
FXDL Dyna Glide Low Rider	FXD	1400	1992					100/90 - 19 M/C 57H TL	Night Dragon Fr.	2902500	130/90 B 16 M/C 73H reinf. TL	Night Dragon GT	2.00	2.70
FXDL Dyna Glide Low Rider	FXD	1400	1992					100/90 - 19 M/C 57H TL	MT 66 Fr.	0800400	130/90 - 16 M/C 73H reinf. TL	MT 66	2.00	2.70
FXDL(I) Dyna Low Rider	FD 1	1450	2002	2005				100/90 - 19 M/C 57H TL	Night Dragon Fr.	2592600	150/80 B 16 M/C 77H reinf. TL	Night Dragon GT	2.10	2.80
FXDL(I) Dyna Low Rider	FD 1	1450	2002	2005				100/90 - 19 M/C 57H TL	Night Dragon Fr.	1772600	150/80 B 16 M/C 77H reinf. TL	Night Dragon	2.10	2.80
FXDL(I) Dyna Low Rider	FD 1	1450	2002	2005				100/90 - 19 M/C 57H TL	MT 66 Fr.	0800500	150/80 - 16 M/C 71H TL	MT 66	2.10	2.80
FXDLR; S Softail 114 MY 2019 -	ST1	1868	2019					120/70 ZR 19 M/C (60W) TL	Night Dragon Fr.	1862300	240/40 VR 18 M/C (79V) TL	Night Dragon	2.50	2.90
FXDS- Con Dyna Gl.Convertible	FXD	1400	1994					100/90 - 19 M/C 57H TL	Night Dragon Fr.	2902500	130/90 B 16 M/C 73H reinf. TL	Night Dragon GT	2.00	2.70
FXDS- Con Dyna Gl.Convertible	FXD	1400	1994					100/90 - 19 M/C 57H TL	MT 66 Fr.	0800400	130/90 - 16 M/C 73H reinf. TL	MT 66	2.00	2.70
FXDWG Dyna Wide Glide	FD 1	1450	2002					MH90 - 21 M/C 54H TL	Night Dragon Fr.	1772600	150/80 B 16 M/C 77H reinf. TL	Night Dragon	2.10	2.80
FXDWG Dyna Wide Glide	FD 1	1450	2002					MH90 - 21 M/C 54H TL	Night Dragon Fr.	2592600	150/80 B 16 M/C 77H reinf. TL	Night Dragon GT	2.10	2.80

FITMENT MOTORCYCLE / 130

Footnotes see last page



MODEL	TYPE	CC	MY From	MY To	Footnotes	FRONT		REAR		Tread	Tread	IP-Code	Dimension	IP-Code	Dimension	Tread	Pressure Front	Pressure Rear
						IP-Code	Dimension	IP-Code	Dimension									
HARLEY DAVIDSON (continued)																		
FXDWG Dyna Wide Glide	FD 1	1450	2000	2001		1770400	MH90 - 21 M/C 54H TL	Night Dragon Fr.	2902500	130/90 B 16 M/C 73H reinf. TL	Night Dragon GT	2.00	2.70					
FXDWG Dyna Wide Glide MY 1993 - 2000	FXD	1400	1993	2000	24	1770400	MH90 - 21 M/C 54H TL	Night Dragon Fr.	2902500	130/90 B 16 M/C 73H reinf. TL	Night Dragon GT	2.00	2.70					
FXDWG Dyna Wide Glide MY 1993 - 2000	FXD	1400	1993	2000	24	0801100	80/90 - 21 M/C 48H TT	MT 66 Fr.	0800400	130/90 - 16 M/C 73H reinf. TL	MT 66	2.00	2.70					
FXDWGI Dyna Wide Glide	FD 1	1450	2004		24	1770400	MH90 - 21 M/C 54H TL	Night Dragon Fr.	2592600	150/80 B 16 M/C 77H reinf. TL	Night Dragon GT	2.10	2.70					
FXDWGI Dyna Wide Glide	FD 1	1450	2004		24	1770400	MH90 - 21 M/C 54H TL	Night Dragon Fr.	1772600	150/80 B 16 M/C 77H reinf. TL	Night Dragon	2.10	2.70					
FXDWGI Dyna Wide Glide	FD 1	1450	2004		24	0801100	80/90 - 21 M/C 48H TT	MT 66 Fr.	0800500	150/80 - 16 M/C 71H TL	MT 66	2.10	2.70					
FXDX Dyna Super Glide	FD 1	1450	2000	2003	24	1772500	100/90 - 19 M/C 57H TL	Night Dragon Fr.	2592600	150/80 B 16 M/C 77H reinf. TL	Night Dragon GT	2.10	2.80					
FXDX Dyna Super Glide	FD 1	1450	2000	2003	24	1772500	100/90 - 19 M/C 57H TL	Night Dragon Fr.	1772600	150/80 B 16 M/C 77H reinf. TL	Night Dragon	2.10	2.80					
FXDX Dyna Super Glide Sport MY 1999 -	FXD	1000	1999		24	1772500	100/90 - 19 M/C 57H TL	Night Dragon Fr.	2902500	130/90 B 16 M/C 73H reinf. TL	Night Dragon GT	2.00	2.70					
FXDX Dyna Super Glide Sport MY 1999 -	FXD	1000	1999		24	0801000	100/90 - 19 M/C 57H TL	MT 66 Fr.	0800400	130/90 - 16 M/C 73H reinf. TL	MT 66	2.00	2.70					
FXDXI Dyna Super Glide Sport	FD 1	1450	2004		24	1772500	100/90 - 19 M/C 57H TL	Night Dragon Fr.	1772600	150/80 B 16 M/C 77H reinf. TL	Night Dragon	2.00	2.70					
FXDXI Dyna Super Glide Sport	FD 1	1450	2004		24	1772500	100/90 - 19 M/C 57H TL	Night Dragon Fr.	2592600	150/80 B 16 M/C 77H reinf. TL	Night Dragon GT	2.00	2.70					
FXDXI Dyna Super Glide Sport	FD 1	1450	2002		24	0801000	100/90 - 19 M/C 57H TL	MT 66 Fr.	0800500	150/80 - 16 M/C 71H TL	MT 66	2.00	2.70					
FXDXT Dyna Super Glide T-Sport	FD 1	1450	2002		24	1772500	100/90 - 19 M/C 57H TL	Night Dragon Fr.	2592600	150/80 B 16 M/C 77H reinf. TL	Night Dragon GT	2.10	2.80					
FXDXT Dyna Super Glide T-Sport	FD 1	1450	2002		24	1772500	100/90 - 19 M/C 57H TL	Night Dragon Fr.	1772600	150/80 B 16 M/C 77H reinf. TL	Night Dragon	2.10	2.80					
FXE Super Glide MY 1978 - 1987	FX	1200	1978	1987	24	1772500	100/90 - 19 M/C 57H TL	Night Dragon Fr.	2902500	130/90 B 16 M/C 73H reinf. TL	Night Dragon GT	2.00	2.70					
FXEF Fat Bob MY 1981 - 1987	FX	1200	1981	1987	24	1772500	100/90 - 19 M/C 57H TL	Night Dragon Fr.	2902500	130/90 B 16 M/C 73H reinf. TL	Night Dragon GT	2.00	2.70					
FXFLR MY 1986 - 1995	FXR	1200	1986	1995	24	1770400	MH90 - 21 M/C 54H TL	Night Dragon Fr.	1770600	MT90 B 16 M/C 74H TL	Night Dragon	2.00	2.70					
FXFLR MY 1986 - 1995	FXR	1200	1986	1995	24	1770400	MH90 - 21 M/C 54H TL	Night Dragon Fr.	2812300	MT90 B 16 M/C 74H TL	Night Dragon	2.00	2.70					
FXFLR MY 1986 - 1995	FXR	1200	1986	1995	24	0801100	80/90 - 21 M/C 48H TT	MT 66 Fr.	0800400	130/90 - 16 M/C 73H reinf. TL	MT 66	2.00	2.70					
FXR Super Glide MY 1982 - 1994	FXR	1200	1982	1994	24	1772500	100/90 - 19 M/C 57H TL	Night Dragon Fr.	2902500	130/90 B 16 M/C 73H reinf. TL	Night Dragon GT	2.00	2.70					
FXR Super Glide MY 1982 - 1994	FXR	1200	1982	1994	24	0801000	100/90 - 19 M/C 57H TL	MT 66 Fr.	0800400	130/90 - 16 M/C 73H reinf. TL	MT 66	2.00	2.70					
FXR Super Glide MY 1982 - 1994	FXR	1200	1982	1987	24	1772500	100/90 - 19 M/C 57H TL	Night Dragon Fr.	2902500	130/90 B 16 M/C 73H reinf. TL	Night Dragon GT	2.00	2.70					
FXRD MY 1982 - 1987	FXR	1200	1982	1987	24	0801000	100/90 - 19 M/C 57H TL	MT 66 Fr.	0800400	130/90 - 16 M/C 73H reinf. TL	MT 66	2.00	2.70					
FXRD MY 1982 - 1987	FXR	1200	1982	1987	24	0801000	100/90 - 19 M/C 57H TL	MT 66 Fr.	0800400	130/90 - 16 M/C 73H reinf. TL	MT 66	2.00	2.70					
FXRS MY 1982 - 1995	FXR	1200	1982	1995	24	1772500	100/90 - 19 M/C 57H TL	Night Dragon Fr.	2902500	130/90 B 16 M/C 73H reinf. TL	Night Dragon GT	2.00	2.70					
FXRS MY 1982 - 1995	FXR	1200	1982	1995	24	0801000	100/90 - 19 M/C 57H TL	MT 66 Fr.	0800400	130/90 - 16 M/C 73H reinf. TL	MT 66	2.00	2.70					
FXRS Belt Drive MY 1982 - 1994	FXR	1200	1982	1994	24	1772500	100/90 - 19 M/C 57H TL	Night Dragon Fr.	2902500	130/90 B 16 M/C 73H reinf. TL	Night Dragon GT	2.00	2.70					
FXRS Belt Drive MY 1982 - 1994	FXR	1200	1982	1994	24	0801000	100/90 - 19 M/C 57H TL	MT 66 Fr.	0800400	130/90 - 16 M/C 73H reinf. TL	MT 66	2.00	2.70					
FXRS Convertible MY 1986 - 1995	FXR	1340	1986	1995	24	1772500	100/90 - 19 M/C 57H TL	Night Dragon Fr.	2902500	130/90 B 16 M/C 73H reinf. TL	Night Dragon GT	2.00	2.70					
FXRS Convertible MY 1986 - 1995	FXR	1340	1986	1995	24	0801000	100/90 - 19 M/C 57H TL	MT 66 Fr.	0800400	130/90 - 16 M/C 73H reinf. TL	MT 66	2.00	2.70					
FXRSL MY 1982 - 1986	FXR	1200	1982	1986	24	1772500	100/90 - 19 M/C 57H TL	Night Dragon Fr.	2902500	130/90 B 16 M/C 73H reinf. TL	Night Dragon GT	2.00	2.70					
FXRSL MY 1982 - 1986	FXR	1200	1982	1986	24	0801000	100/90 - 19 M/C 57H TL	MT 66 Fr.	0800400	130/90 - 16 M/C 73H reinf. TL	MT 66	2.00	2.70					
FXRT MY 1982 - 1992	FXR	1200	1982	1992	24	1772500	100/90 - 19 M/C 57H TL	Night Dragon Fr.	2902500	130/90 B 16 M/C 73H reinf. TL	Night Dragon GT	2.00	2.70					
FXRT MY 1982 - 1992	FXR	1200	1982	1992	24	0801000	100/90 - 19 M/C 57H TL	MT 66 Fr.	0800400	130/90 - 16 M/C 73H reinf. TL	MT 66	2.00	2.70					
FXS Low Rider	FX	1200	1981	1987	24	1772500	100/90 - 19 M/C 57H TL	Night Dragon Fr.	2902500	130/90 B 16 M/C 73H reinf. TL	Night Dragon GT	2.00	2.70					
FXS Softail Blackline	FS 2	1584	2011		24	1770400	MH90 - 21 M/C 54H TL	Night Dragon Fr.	2902800	MU85 B 16 M/C 77H TL	Night Dragon GT	2.00	2.80					
FXSB MY 1981 - 1987	FSB	1200	1981	1987	24	1772500	100/90 - 19 M/C 57H TL	Night Dragon Fr.	2902500	130/90 B 16 M/C 73H reinf. TL	Night Dragon GT	2.00	2.70					
FXSE CVO Pro Street Breakout	FS 2	1800	2016		24	2812100	130/60 B 19 M/C 61H TL	Night Dragon Fr.	1862300	240/40 VR 18 M/C (79V) TL	Night Dragon	2.50	2.90					
FXST MY 1983 -	FXST	1200	1983		24	1770400	MH90 - 21 M/C 54H TL	Night Dragon Fr.	2902500	130/90 B 16 M/C 73H reinf. TL	Night Dragon GT	2.00	2.70					
FXST MY 1983 -	FXST	1200	1983		24	0801100	80/90 - 21 M/C 48H TT	MT 66 Fr.	0800400	130/90 - 16 M/C 73H reinf. TL	MT 66	2.00	2.70					
FXST Softail MY 1984 -	FXST	1200	1984		24	1770400	MH90 - 21 M/C 54H TL	Night Dragon Fr.	2812300	MT90 B 16 M/C 74H TL	Night Dragon GT	2.00	2.70					
FXST Softail MY 1984 -	FXST	1200	1984		24	1770400	MH90 - 21 M/C 54H TL	Night Dragon Fr.	1770600	MT90 B 16 M/C 74H TL	Night Dragon	2.00	2.70					
FXST Softail MY 1984 -	FXST	1200	1984		24	0801100	80/90 - 21 M/C 48H TT	MT 66 Fr.	0800400	130/90 - 16 M/C 73H reinf. TL	MT 66	2.00	2.70					
FXST Softail Standard	FS 2	1584	2007		24	1770400	MH90 - 21 M/C 54H TL	Night Dragon Fr.	2595600	200/55 R 17 M/C 78V TL	Night Dragon GT	2.10	2.70					
FXST Softail Standard MY 1999 -	FXST	1200	1999		24	1770400	MH90 - 21 M/C 54H TL	Night Dragon Fr.	2812300	MT90 B 16 M/C 74H TL	Night Dragon GT	2.00	2.70					
FXST Softail Standard MY 1999 -	FXST	1200	1999		24	1770400	MH90 - 21 M/C 54H TL	Night Dragon Fr.	1770600	MT90 B 16 M/C 74H TL	Night Dragon	2.00	2.70					
FXST Softail Standard MY 1999 -	FXST	1200	1999		24	0801100	80/90 - 21 M/C 48H TT	MT 66 Fr.	0800400	130/90 - 16 M/C 73H reinf. TL	MT 66	2.00	2.70					
FXST(!) Softail Standard	FS 2	1450	2003		24	1770400	MH90 - 21 M/C 54H TL	Night Dragon Fr.	1772600	150/80 B 16 M/C 77H reinf. TL	Night Dragon	2.10	2.80					

HARLEY DAVIDSON (continued)

FXST(I) Softail Standard	FS 2	1450	2003						1770400	MH90 - 21 M/C 54H TL	Night Dragon Fr.	2592600	150/80 B 16 M/C 77H reinf. TL	Night Dragon GT	2.10	2.80
FXST(I) Softail Standard	FS 2	1450	2003					24	0801100	80/90 - 21 M/C 48H TT	MT 66 Fr.	0800500	150/80 - 16 M/C 71H TL	MT 66	2.10	2.80
FXST; FXSTS; FXSTB	FS2	1400	2001					24	1770400	MH90 - 21 M/C 54H TL	Night Dragon Fr.	2902500	130/90 B 16 M/C 73H reinf. TL	Night Dragon GT	2.00	2.70
FXST; FXSTS; FXSTB	FS2	1400	2001					24	0801100	80/90 - 21 M/C 48H TT	MT 66 Fr.	0800400	130/90 - 16 M/C 73H reinf. TL	MT 66	2.00	2.70
FXSTB Night Train	FXST	1500	1998					24	1770400	MH90 - 21 M/C 54H TL	Night Dragon Fr.	2902500	130/90 B 16 M/C 73H reinf. TL	Night Dragon GT	2.00	2.70
FXSTB Night Train	FXST	1500	1998					24	0801100	80/90 - 21 M/C 48H TT	MT 66 Fr.	0800400	130/90 - 16 M/C 73H reinf. TL	MT 66	2.00	2.70
FXSTB Night Train MY 2009	FS 2	1584	2009					24	1770400	MH90 - 21 M/C 54H TL	Night Dragon Fr.	2595600	200/55 R 17 M/C 78V TL	Night Dragon GT	2.10	2.90
FXSTB(I) Night Train	FS2	1450	2003					24	1770400	MH90 - 21 M/C 54H TL	Night Dragon Fr.	1772600	150/80 B 16 M/C 77H reinf. TL	Night Dragon	2.10	2.80
FXSTB(I) Night Train	FS2	1450	2003					24	1770400	MH90 - 21 M/C 54H TL	Night Dragon Fr.	2592600	150/80 B 16 M/C 77H reinf. TL	Night Dragon GT	2.10	2.80
FXSTB(I) Night Train EFI	FS 2	1450	2008					24	1770400	MH90 - 21 M/C 54H TL	Night Dragon Fr.	2595600	200/55 R 17 M/C 78V TL	Night Dragon GT	2.10	2.90
FXSTC Softail Custom	FS 2	1584	2008					24	1770400	MH90 - 21 M/C 54H TL	Night Dragon Fr.	2595600	200/55 R 17 M/C 78V TL	Night Dragon GT	2.10	2.90
FXSTC Softail Custom MY 1983 -	FXST	1400	1983					24	1770400	MH90 - 21 M/C 54H TL	Night Dragon Fr.	1770600	MT90 B 16 M/C 74H TL	Night Dragon	2.00	2.70
FXSTC Softail Custom MY 1983 -	FXST	1400	1983					24	1770400	MH90 - 21 M/C 54H TL	Night Dragon Fr.	2812300	MT90 B 16 M/C 74H TL	Night Dragon GT	2.00	2.70
FXSTC Softail Custom MY 1983 -	FXST	1400	1983					24	0801100	80/90 - 21 M/C 48H TT	MT 66 Fr.	0800400	130/90 - 16 M/C 73H reinf. TL	MT 66	2.00	2.70
FXST(I) Softail Standard EFI	FS 2	1450	2006					24	1770400	MH90 - 21 M/C 54H TL	Night Dragon Fr.	2595600	200/55 R 17 M/C 78V TL	Night Dragon GT	2.10	2.90
FXSTL/FLST; C; N; Soft.Herit..Spec..Cl.	FXST	1200	1986					24	2211500	130/90 B 16 M/C 67H TL	Night Dragon Fr.	2902500	130/90 B 16 M/C 73H reinf. TL	Night Dragon GT	2.50	2.70
FXSTL/FLST; C; N; Soft.Herit..Spec..Cl.	FXST	1200	1986					24	1770500	MT90 B 16 M/C 72H TL	Night Dragon Fr.	2812300	MT90 B 16 M/C 74H TL	Night Dragon GT	2.50	2.70
FXSTL/FLST; C; N; Soft.Herit..Spec..Cl.	FXST	1200	1986					24	1770500	MT90 B 16 M/C 72H TL	Night Dragon Fr.	1770600	MT90 B 16 M/C 74H TL	Night Dragon	2.50	2.70
FXSTL/FLST; C; N; Soft.Herit..Spec..Cl.	FXST	1200	1986					24	0800600	130/90 - 16 M/C 67H TL	MT 66 Fr.	0800400	130/90 - 16 M/C 73H reinf. TL	MT 66	2.50	2.70
FXSTS Softail Springer MY 1988 -	FXST	1200	1988					24	1770400	MH90 - 21 M/C 54H TL	Night Dragon Fr.	2812300	MT90 B 16 M/C 74H TL	Night Dragon GT	2.00	2.70
FXSTS Softail Springer MY 1988 -	FXST	1200	1988					24	1770400	MH90 - 21 M/C 54H TL	Night Dragon Fr.	1770600	MT90 B 16 M/C 74H TL	Night Dragon	2.00	2.70
FXSTS Softail Springer MY 1988 -	FXST	1200	1988					24	0801100	80/90 - 21 M/C 48H TT	MT 66 Fr.	0800400	130/90 - 16 M/C 73H reinf. TL	MT 66	2.00	2.70
FXSTS Softail Springer MY 1988 -	FXST	1200	1988					24	1770400	MH90 - 21 M/C 54H TL	Night Dragon Fr.	2592600	150/80 B 16 M/C 77H reinf. TL	Night Dragon GT	2.10	2.80
FXSTS(I) Springer Softail	FS 2	1450	2003					24	1770400	MH90 - 21 M/C 54H TL	Night Dragon Fr.	2592600	150/80 B 16 M/C 77H reinf. TL	Night Dragon GT	2.10	2.80
FXSTS(I) Springer Softail	FS 2	1450	2003					24	1770400	MH90 - 21 M/C 54H TL	Night Dragon Fr.	1772600	150/80 B 16 M/C 77H reinf. TL	Night Dragon	2.10	2.80
FXSTS(I) Springer Softail	FS 2	1450	2003					24	1815300	90/90 - 21 M/C 54H TL	Night Dragon Fr.	1772600	150/80 B 16 M/C 77H reinf. TL	Night Dragon	2.10	2.80
FXSTSB Bad Boy	FXST	1340	1995				1997	24	1770400	MH90 - 21 M/C 54H TL	Night Dragon Fr.	1770600	MT90 B 16 M/C 74H TL	Night Dragon	2.00	2.70
FXSTSB Bad Boy	FXST	1340	1995				1997	24	1770400	MH90 - 21 M/C 54H TL	Night Dragon Fr.	2812300	MT90 B 16 M/C 74H TL	Night Dragon GT	2.00	2.70
FXSTSB Bad Boy	FXST	1340	1995				1997	24	0801100	80/90 - 21 M/C 48H TT	MT 66 Fr.	0800400	130/90 - 16 M/C 73H reinf. TL	MT 66	2.00	2.70
FXSTSI Softail Springer EFI	FS 2	1450	2008					24	1770400	MH90 - 21 M/C 54H TL	Night Dragon Fr.	2592600	150/80 B 16 M/C 77H reinf. TL	Night Dragon GT	2.10	2.90
FXSTSSSE Screamin' Eagle Softail Springer	FS 2	1800	2007					24	1770400	MH90 - 21 M/C 54H TL	Night Dragon Fr.	2595600	200/55 R 17 M/C 78V TL	Night Dragon GT	2.10	2.90
FXWG Wide Glide MY 1981 - 1987	FXD	1200	1981					24	1770400	MH90 - 21 M/C 54H TL	Night Dragon Fr.	2902500	130/90 B 16 M/C 73H reinf. TL	Night Dragon GT	2.00	2.70
FXWG Wide Glide MY 1981 - 1987	FXD	1200	1981				1987	24	1770400	MH90 - 21 M/C 54H TL	Night Dragon Fr.	2902500	130/90 B 16 M/C 73H reinf. TL	Night Dragon GT	2.00	2.70
Low Rider MY 1981 - 1987	FXB	1200	1981				1987	24	0801100	80/90 - 21 M/C 48H TT	MT 66 Fr.	0800400	130/90 - 16 M/C 73H reinf. TL	MT 66	2.00	2.70
Sturgis MY 1981 - 1987	FXB	1200	1981				1987	24	1772500	100/90 - 19 M/C 57H TL	Night Dragon Fr.	2902500	130/90 B 16 M/C 73H reinf. TL	Night Dragon GT	2.00	2.70
VRSC-A; -B; -D V-Rod	VR1	1100	2002					24	1814800	120/70 ZR 19 M/C (60W) TL	Night Dragon Fr.	2902500	130/90 B 16 M/C 73H reinf. TL	Night Dragon GT	2.50	2.80
VRSCAW V-Rod	VR1	1250	2007						1814800	120/70 ZR 19 M/C (60W) TL	Night Dragon Fr.	1862300	240/40 VR 18 M/C (79V) TL	Night Dragon	2.50	2.90
VRSCDX Night Rod; Special	VR 1	1250	2007						1814800	120/70 ZR 19 M/C (60W) TL	Night Dragon Fr.	1862300	240/40 VR 18 M/C (79V) TL	Night Dragon	2.50	2.80
VRSCF V-Rod Muscle	VR 1	1250	2009						1814800	120/70 ZR 19 M/C (60W) TL	Night Dragon Fr.	1862300	240/40 VR 18 M/C (79V) TL	Night Dragon	2.50	2.80
VRSCR Street Rod	VR2	1100	2006						1814800	120/70 ZR 19 M/C (60W) TL	Night Dragon Fr.	1815100	180/55 ZR 18 M/C (74W) TL	Night Dragon	2.50	2.80
VRSCSE Screamin' Eagle V-Rod	VR 1	1250	2006						1814800	120/70 ZR 19 M/C (60W) TL	Night Dragon Fr.	1815100	180/55 ZR 18 M/C (74W) TL	Night Dragon	2.50	2.80
VRSCSEZF Screamin' Eagle V-Rod	VR1	1250	2006						1814800	120/70 ZR 19 M/C (60W) TL	Night Dragon Fr.	1862300	240/40 VR 18 M/C (79V) TL	Night Dragon	2.50	2.90
VRSCX V-Rod	VR1	1250	2007						1814800	120/70 ZR 19 M/C (60W) TL	Night Dragon Fr.	1862300	240/40 VR 18 M/C (79V) TL	Night Dragon	2.50	2.90
XG 750 A Street Rod MY 2018 -	XG 1	750	2018					10	3111300	120/70 ZR 17 M/C (58W) TL	Angel GT II Fr.	3111700	160/60 ZR 17 M/C (69W) TL	Angel GT II	2.50	2.90
XG 750 A Street Rod MY 2018 -	XG 1	750	2018					10	2635200	120/70 ZR 17 M/C (58W) TL	Diablo Rosso III Fr.	2635400	160/60 ZR 17 M/C (69W) TL	Diablo Rosso III	2.50	2.90
XG 750 A Street Rod MY 2018 -	XG 1	750	2018						2387600	120/70 ZR 17 M/C (58W) TL	Angel GT Fr.	2317400	160/60 ZR 17 M/C (69W) TL	Angel GT	2.50	2.90
XL 1200 C; CA; CB Sportster 1200 Custom	XL 2	1200	2011					10	2925100	MH90 B 16 M/C 67H TL	MT 60 RS Fr.	2925200	150/80 B 16 M/C 77H reinf. TL	MT 60 RS	2.50	2.80
XL 1200 C; Sportster 1200 Custom	XL / 2; XL 1	1200	1996				2003	24	1770400	MH90 - 21 M/C 54H TL	Night Dragon Fr.	1770600	MT90 B 16 M/C 74H TL	Night Dragon	2.00	2.70
XL 1200 C; Sportster 1200 Custom	XL / 2; XL 1	1200	1996				2003	24	1770400	MH90 - 21 M/C 54H TL	Night Dragon Fr.	2812300	MT90 B 16 M/C 74H TL	Night Dragon GT	2.00	2.70
XL 1200 C; Sportster 1200 Custom	XL / 2; XL 1	1200	1996				2003	24	1770400	MH90 - 21 M/C 54H TL	Night Dragon Fr.	2902500	130/90 B 16 M/C 73H reinf. TL	Night Dragon GT	2.00	2.70
XL 1200 C; Sportster 1200 Custom	XL / 2; XL 1	1200	1996				2003	24	0801100	80/90 - 21 M/C 48H TT	MT 66 Fr.	0800400	130/90 - 16 M/C 73H reinf. TL	MT 66	2.00	2.70
XL 1200 CX Roadster	XL 2	1200	2016					10	2802800	120/70 R 19 M/C 60V TL	Scorpion Trail II Fr.	2803200	150/70 R 18 M/C 70V TL	Scorpion Trail II	2.50	2.90



MODEL	TYPE	CC	MY From	MY To	Footnotes	FRONT			REAR			Pressure		
						IP-Code	Dimension	Tread	IP-Code	Dimension	Tread	Front	Rear	
HARLEY DAVIDSON (continued)														
XL 1200 L Sportster 1200 Low MY 2010 -	XL 2	1200	2010			1772500	100/90 - 19 M/C 57H TL	Night Dragon Fr.	2592600	150/80 B 16 M/C 77H reinf. TL	Night Dragon GT	2.10	2.80	
XL 1200 L Sportster 1200 Low MY 2010 -	XL 2	1200	2010			1772500	100/90 - 19 M/C 57H TL	Night Dragon Fr.	1772600	150/80 B 16 M/C 77H reinf. TL	Night Dragon	2.10	2.80	
XL 1200 N Nightster	XL 2	1200	2008		24	1772500	100/90 - 19 M/C 57H TL	Night Dragon Fr.	2592600	150/80 B 16 M/C 77H reinf. TL	Night Dragon GT	2.10	2.80	
XL 1200 N Nightster	XL 2	1200	2008		24	1772500	100/90 - 19 M/C 57H TL	Night Dragon Fr.	1772600	150/80 B 16 M/C 77H reinf. TL	Night Dragon	2.10	2.80	
XL 1200 R Sportster 1200 Roadster	XL 2	1200	2006		24	1772500	100/90 - 19 M/C 57H TL	Night Dragon Fr.	2592600	150/80 B 16 M/C 77H reinf. TL	Night Dragon GT	2.10	2.80	
XL 1200 R Sportster 1200 Roadster	XL 2	1200	2006		24	1772500	100/90 - 19 M/C 57H TL	Night Dragon Fr.	1772600	150/80 B 16 M/C 77H reinf. TL	Night Dragon	2.10	2.80	
XL 1200 S Sportster	XL/2; XL1	1200	1996	2003	24	1772500	100/90 - 19 M/C 57H TL	Night Dragon Fr.	2902500	130/90 B 16 M/C 73H reinf. TL	Night Dragon GT	2.00	2.70	
XL 1200 S Sportster	XL/2; XL1	1200	1996	2003	24	0801000	100/90 - 19 M/C 57H TL	MT 66 Fr.	0800400	130/90 - 16 M/C 73H reinf. TL	MT 66	2.00	2.70	
XL 53 C Sportster 883 Custom	XL/2; XL1	883	1998	2004	24	1770400	MH90 - 21 M/C 54H TL	Night Dragon Fr.	2902500	130/90 B 16 M/C 73H reinf. TL	Night Dragon GT	2.00	2.70	
XL 53 C Sportster 883 Custom	XL/2; XL1	883	1998	2004	24	0801100	80/90 - 21 M/C 48H TT	MT 66 Fr.	0800400	130/90 - 16 M/C 73H reinf. TL	MT 66	2.00	2.70	
XL 883 N Sportster Iron	XL 2	883	2009		24	1772500	100/90 - 19 M/C 57H TL	Night Dragon Fr.	1772600	150/80 B 16 M/C 77H reinf. TL	Night Dragon	2.10	2.50	
XL 883 N Sportster Iron	XL 2	883	2009		24	1772500	100/90 - 19 M/C 57H TL	Night Dragon Fr.	2592600	150/80 B 16 M/C 77H reinf. TL	Night Dragon GT	2.10	2.50	
XL 883 R Roadster; Sportster	XL 2	883	2011		24	1772500	100/90 - 19 M/C 57H TL	Night Dragon Fr.	1772600	150/80 B 16 M/C 77H reinf. TL	Night Dragon	2.10	2.80	
XL 883 R Roadster; Sportster	XL 2	883	2011		24	1772500	100/90 - 19 M/C 57H TL	Night Dragon Fr.	2592600	150/80 B 16 M/C 77H reinf. TL	Night Dragon GT	2.10	2.80	
XL 883 Sportster; Hugger	XL/2; XL/1	883	2000		24	1772500	100/90 - 19 M/C 57H TL	Night Dragon Fr.	2902500	130/90 B 16 M/C 73H reinf. TL	Night Dragon GT	2.00	2.70	
XL 883 Sportster; Hugger	XL/2; XL/1	883	2000		24	0801000	100/90 - 19 M/C 57H TL	MT 66 Fr.	0800400	130/90 - 16 M/C 73H reinf. TL	MT 66	2.00	2.70	
XL 883; L; R Sportster 883	XL 2	883	2004		24	1772500	100/90 - 19 M/C 57H TL	Night Dragon Fr.	2592600	150/80 B 16 M/C 77H reinf. TL	Night Dragon GT	2.10	2.80	
XL 883; L; R Sportster 883	XL 2	883	2004		24	1772500	100/90 - 19 M/C 57H TL	Night Dragon Fr.	1772600	150/80 B 16 M/C 77H reinf. TL	Night Dragon	2.10	2.80	
XL Sportster 883 R	XL 2	883	2007		24	1772500	100/90 - 19 M/C 57H TL	Night Dragon Fr.	2592600	150/80 B 16 M/C 77H reinf. TL	Night Dragon GT	2.10	2.80	
XL Sportster 883 R	XL 2	883	2007		24	1772500	100/90 - 19 M/C 57H TL	Night Dragon Fr.	1772600	150/80 B 16 M/C 77H reinf. TL	Night Dragon	2.10	2.80	
XL(H) 53 C; Sportster 883 Custom	XL 2	883	2004		24	1770400	MH90 - 21 M/C 54H TL	Night Dragon Fr.	2592600	150/80 B 16 M/C 77H reinf. TL	Night Dragon GT	2.10	2.80	
XL(H) 53 C; Sportster 883 Custom	XL 2	883	2004		24	1815300	90/90 - 21 M/C 54H TL	Night Dragon Fr.	2592600	150/80 B 16 M/C 77H reinf. TL	Night Dragon GT	2.10	2.80	
XL(H) 53 C; Sportster 883 Custom	XL 2	883	2004		24	1815300	90/90 - 21 M/C 54H TL	Night Dragon Fr.	1772600	150/80 B 16 M/C 77H reinf. TL	Night Dragon	2.10	2.80	
XL(H) 53 C; Sportster 883 Custom	XL 2	883	2004		24	1770400	MH90 - 21 M/C 54H TL	Night Dragon Fr.	2592600	150/80 B 16 M/C 77H reinf. TL	Night Dragon GT	2.10	2.80	
XL 1200 R; L Sportster	XL 2	1200	2004		24	1772500	100/90 - 19 M/C 57H TL	Night Dragon Fr.	1772600	150/80 B 16 M/C 77H reinf. TL	Night Dragon	2.10	2.80	
XL 1200 R; L Sportster	XL 2	1200	2004		24	1772500	100/90 - 19 M/C 57H TL	Night Dragon Fr.	2592600	150/80 B 16 M/C 77H reinf. TL	Night Dragon GT	2.10	2.80	
XL 1200 V Sportster Seventy-Two	XL 2	1200	2012		10	1770400	MH90 - 21 M/C 54H TL	Night Dragon Fr.	2592600	150/80 B 16 M/C 77H reinf. TL	Night Dragon GT	2.10	2.80	
XL 1200 XS Forty-Eight Special MY 2018 -	XL 2; XL2-R	1200	2018		10	2211600	130/90 B 16 M/C 73H reinf. TL	Night Dragon Fr.	2592600	150/80 B 16 M/C 77H reinf. TL	Night Dragon GT	2.50	2.80	
XL 1200X Sportster; 1200 Custom MY 2004 -	XL 2	1200	2004		24	1815300	90/90 - 21 M/C 54H TL	Night Dragon Fr.	2592600	150/80 B 16 M/C 77H reinf. TL	Night Dragon GT	2.10	2.80	
XL 1200C Sportster; 1200 Custom MY 2004 -	XL 2	1200	2004		24	1815300	90/90 - 21 M/C 54H TL	Night Dragon Fr.	1772600	150/80 B 16 M/C 77H reinf. TL	Night Dragon	2.10	2.80	
XL 1200C Sportster; 1200 Custom MY 2004 -	XL 2	1200	2004		24	1770400	MH90 - 21 M/C 54H TL	Night Dragon Fr.	2592600	150/80 B 16 M/C 77H reinf. TL	Night Dragon GT	2.10	2.80	
XL 1200C Sportster; 1200 Custom MY 2004 -	XL 2	1200	2004		24	1770400	MH90 - 21 M/C 54H TL	Night Dragon Fr.	1772600	150/80 B 16 M/C 77H reinf. TL	Night Dragon	2.10	2.80	
XL 1200X Sportster Forty-Eight MY 2010 -	XL 2	1200	2010			1770500	MT90 B 16 M/C 72H TL	Night Dragon Fr.	2592600	150/80 B 16 M/C 77H reinf. TL	Night Dragon GT	2.30	2.60	
XL 1200X Sportster Forty-Eight MY 2010 -	XL 2	1200	2010			1770500	MT90 B 16 M/C 72H TL	Night Dragon Fr.	1772600	150/80 B 16 M/C 77H reinf. TL	Night Dragon	2.30	2.60	
XL 1200X Sportster Forty-Eight MY 2012 -	XL 2	1200	2012		10	2211600	130/90 B 16 M/C 73H reinf. TL	Night Dragon Fr.	2592600	150/80 B 16 M/C 77H reinf. TL	Night Dragon GT	2.50	2.80	
XL 1200X Sportster Forty-Eight MY 2012 -	XL 2	1200	2012		10	2925100	130/90 B 16 M/C 67H TL	MT 60 RS Fr.	2925200	150/80 B 16 M/C 77H reinf. TL	MT 60 RS	2.50	2.80	
XL 883C Sportster; 883 Custom MY 2004 -	XL 1	883	2004		24	1770400	MH90 - 21 M/C 54H TL	Night Dragon Fr.	2592600	150/80 B 16 M/C 77H reinf. TL	Night Dragon GT	2.10	2.80	
XL 883C Sportster; 883 Custom MY 2004 -	XL 1	883	2004		24	1815300	90/90 - 21 M/C 54H TL	Night Dragon Fr.	2592600	150/80 B 16 M/C 77H reinf. TL	Night Dragon GT	2.10	2.80	
XLH 1000; XLH 1100; Sportster MY '82-'87	XL/2	1000	1982	1987	24	1772500	100/90 - 19 M/C 57H TL	Night Dragon Fr.	2902500	130/90 B 16 M/C 73H reinf. TL	Night Dragon GT	2.00	2.70	
XLH 1000; XLH 1100; Sportster MY '82-'87	XL/2	1000	1982	1987	24	0801000	100/90 - 19 M/C 57H TL	MT 66 Fr.	0800400	130/90 - 16 M/C 73H reinf. TL	MT 66	2.00	2.70	
XLH 1200 C	XL1; XL2	1200	1996		24	1770400	MH90 - 21 M/C 54H TL	Night Dragon Fr.	1770600	MT90 B 16 M/C 74H TL	Night Dragon	2.50	2.70	
XLH 1200 C	XL1; XL2	1200	1996		24	1815300	90/90 - 21 M/C 54H TL	Night Dragon Fr.	2902500	130/90 B 16 M/C 73H reinf. TL	Night Dragon GT	2.50	2.70	
XLH 1200 C	XL1; XL2	1200	1996		24	1770400	MH90 - 21 M/C 54H TL	Night Dragon Fr.	2812300	MT90 B 16 M/C 74H TL	Night Dragon GT	2.50	2.70	
XLH 1200 C	XL1; XL2	1200	1996		24	0801100	80/90 - 21 M/C 48H TT	MT 66 Fr.	0800400	130/90 - 16 M/C 73H reinf. TL	MT 66	2.50	2.70	
XLH 1200 C	XL1; XL2	1200	1996		24	1772500	100/90 - 19 M/C 57H TL	Night Dragon Fr.	2902500	130/90 B 16 M/C 73H reinf. TL	Night Dragon GT	2.00	2.70	
XLH 1200 Sportster MY 1982 - 1987	XL/2	1200	1982	1987	24	0801000	100/90 - 19 M/C 57H TL	MT 66 Fr.	0800400	130/90 B 16 M/C 73H reinf. TL	MT 66	2.00	2.70	
XLH 1200 Sportster MY 1982 - 1987	XL/2	1200	1982	1987	24	1772500	100/90 - 19 M/C 57H TL	Night Dragon Fr.	2902500	130/90 B 16 M/C 73H reinf. TL	Night Dragon GT	2.00	2.70	
XLH 1200; S	XL/2; XL/1	1200	1987		24	1772500	100/90 - 19 M/C 57H TL	Night Dragon Fr.	2902500	130/90 B 16 M/C 73H reinf. TL	Night Dragon GT	2.00	2.70	
XLH 1200; S	XL/2; XL/1	1200	1987		24	0801000	100/90 - 19 M/C 57H TL	MT 66 Fr.	0800400	130/90 - 16 M/C 73H reinf. TL	MT 66	2.00	2.70	

HARLEY DAVIDSON (continued)

XLH 883	XL2; XL1	883	1982		24	1772500	100/90 - 19 M/C 57H TL	Night Dragon Fr.	2902500	130/90 B 16 M/C 73H reinf. TL	Night Dragon GT	2.00	2.70
XLH 883	XL2; XL1	883	1982		24	0801000	100/90 - 19 M/C 57H TL	MT 66 Fr.	0800400	130/90 - 16 M/C 73H reinf. TL	MT 66	2.00	2.70
XLH Sportster MY 1981 - 1984	XL1	1200	1981	1984	24	1772500	100/90 - 19 M/C 57H TL	Night Dragon Fr.	2902500	130/90 B 16 M/C 73H reinf. TL	Night Dragon GT	2.00	2.70
XLH Sportster MY 1981 - 1984	XL1	1200	1981	1984	24	0801000	100/90 - 19 M/C 57H TL	MT 66 Fr.	0800400	130/90 - 16 M/C 73H reinf. TL	MT 66	2.00	2.70
XLH Sportster MY 1981 - 1984	XL1	1000	1981	1984	24	1772500	100/90 - 19 M/C 57H TL	Night Dragon Fr.	2902500	130/90 B 16 M/C 73H reinf. TL	Night Dragon GT	2.00	2.70
XLH Roadster MY 1981 - 1984	XL1	1000	1981	1984	24	0801000	100/90 - 19 M/C 57H TL	MT 66 Fr.	0800400	130/90 - 16 M/C 73H reinf. TL	MT 66	2.00	2.70
XLH Roadster MY 1981 - 1984	XL1	1000	1981	1984	24	1772500	100/90 - 19 M/C 57H TL	Night Dragon Fr.	2902500	130/90 B 16 M/C 73H reinf. TL	Night Dragon GT	2.00	2.70
XLH Roadster MY 1982 - 1987	XL2	1000	1982	1987	24	0801000	100/90 - 19 M/C 57H TL	MT 66 Fr.	0800400	130/90 - 16 M/C 73H reinf. TL	MT 66	2.00	2.70
XLH Roadster MY 1982 - 1987	XL2	1000	1982	1987	24	1772500	100/90 - 19 M/C 57H TL	Night Dragon Fr.	2902500	130/90 B 16 M/C 73H reinf. TL	Night Dragon GT	2.00	2.70
XLH MY 1982 - 1987	XL2	1000	1982	1987	24	0801000	100/90 - 19 M/C 57H TL	MT 66 Fr.	0800400	130/90 - 16 M/C 73H reinf. TL	MT 66	2.00	2.70
XLH MY 1982 - 1987	XL2	1000	1982	1987	24	1772500	100/90 - 19 M/C 57H TL	Night Dragon Fr.	2902500	130/90 B 16 M/C 73H reinf. TL	Night Dragon GT	2.00	2.70
XLH MY 1982 - 1987	XL2	1000	1982	1987	24	0801000	100/90 - 19 M/C 57H TL	MT 66 Fr.	0800400	130/90 - 16 M/C 73H reinf. TL	MT 66	2.00	2.70
XR 1000 MY 1983 - 1984	XL	1000	1983	1984	24	1772500	100/90 - 19 M/C 57H TL	Night Dragon Fr.	2902500	130/90 B 16 M/C 73H reinf. TL	Night Dragon GT	2.00	2.70
XR 1000 MY 1983 - 1984	XL	1000	1983	1984	24	0801000	100/90 - 19 M/C 57H TL	MT 66 Fr.	0800400	130/90 - 16 M/C 73H reinf. TL	MT 66	2.00	2.70
XR 1200	XR1	1200	2008		10	2317200	120/70 ZR 18 M/C (59W) TL	Angel GT Fr.	2317600	180/55 ZR 17 M/C (73W) TL	Angel GT	2.50	2.90
XR 1200	XR1	1200	2008		10	2864500	120/70 ZR 18 M/C (59W) TL	MT 60 RS	2836100	180/55 ZR 17 M/C (73W) TL	MT 60 RS	2.50	2.90
XR 1200 X	XR 1	1200	2010		2317200	120/70 ZR 18 M/C (59W) TL	Angel GT Fr.	2317600	180/55 ZR 17 M/C (73W) TL	Angel GT	2.50	2.90	
XR 1200 X	XR 1	1200	2010		10	2864500	120/70 ZR 18 M/C (59W) TL	MT 60 RS	2836100	180/55 ZR 17 M/C (73W) TL	MT 60 RS	2.50	2.90

HONDA

CA 125 Rebel	JC 24	125	1995			2375600	3.00 - 18 M/C 47S TL	City Demon Fr.	1545600	130/90 - 15 M/C 66S TL	City Demon	2.00	2.50
CA 125 Rebel	JC 26	125	1997			2375600	3.00 - 18 M/C 47S TL	City Demon Fr.	1545600	130/90 - 15 M/C 66S TL	City Demon	2.00	2.50
CB 1	NC 27	400	1990			2046800	110/70 - 17 M/C 54H TL	Sport Demon Fr.	2589600	140/70 - 17 M/C 66H TL	Sport Demon	2.30	2.50
CB 1000 R (all versions)	SC 60	1000	2008		10	3111300	120/70 ZR 17 M/C (58W) TL	Angel GT II Fr.	3112000	180/55 ZR 17 M/C (73W) TL	Angel GT II	2.50	2.90
CB 1000 R (all versions)	SC 60	1000	2008		10	2906900	120/70 ZR 17 M/C (58W) TL	Diablo Rosso Corsa II Fr.	2907100	180/55 ZR 17 M/C (73W) TL	Diablo Rosso Corsa II	2.50	2.90
CB 1000 R (all versions)	SC 60	1000	2008			2387600	120/70 ZR 17 M/C (58W) TL	Angel GT Fr.	2317600	180/55 ZR 17 M/C (73W) TL	Angel GT	2.50	2.90
CB 1000 R (all versions)	SC 60	1000	2008			2635200	120/70 ZR 17 M/C (58W) TL	Diablo Rosso III Fr.	2635500	180/55 ZR 17 M/C (73W) TL	Diablo Rosso III	2.50	2.90
CB 1000 R (all versions)	SC 60	1000	2008			1734600	120/70 ZR 17 M/C (58W) TL	Diablo Rosso Corsa Fr.	1927700	180/55 ZR 17 M/C (73W) TL	Diablo Rosso Corsa	2.50	2.90
CB 1000 R (all versions)	SC 60	1000	2008			2291900	120/70 ZR 17 M/C (58W) TL	Diablo Rosso II K Fr.	2068500	180/55 ZR 17 M/C (73W) TL	Diablo Rosso II	2.50	2.90
CB 1000 R (all versions)	SC 60	1000	2008			1915700	120/70 ZR 17 M/C (58W) TL	Angel ST A Fr.	1868500	180/55 ZR 17 M/C (73W) TL	Angel ST	2.50	2.90
CB 1000 RA (all versions) MY 2018 -	SC 80	1000	2018		10	3111300	120/70 ZR 17 M/C (58W) TL	Angel GT II Fr.	3112400	190/55 ZR 17 M/C (75W) TL	Angel GT II	2.50	2.90
CB 1000 RA (all versions) MY 2018 -	SC 80	1000	2018			2387600	120/70 ZR 17 M/C (58W) TL	Angel GT Fr.	2317800	190/55 ZR 17 M/C (75W) TL	Angel GT	2.50	2.90
CB 1000 RA (all versions) MY 2018 -	SC 80	1000	2018		10	2906900	120/70 ZR 17 M/C (58W) TL	Diablo Rosso Corsa II Fr.	2907400	190/55 ZR 17 M/C (75W) TL	Diablo Rosso Corsa II	2.50	2.90
CB 1000 RA (all versions) MY 2018 -	SC 80	1000	2018		10	2166900	120/70 ZR 17 M/C (58W) TL	Diablo Supercorsa SP Fr.	2304500	190/55 ZR 17 M/C (75W) TL	Diablo Supercorsa SP	2.50	2.90
CB 1000 RA (all versions) MY 2018 -	SC 80	1000	2018		10	2635200	120/70 ZR 17 M/C (58W) TL	Diablo Rosso III Fr.	2635800	190/55 ZR 17 M/C (75W) TL	Diablo Rosso III	2.50	2.90
CB 1000 RA (all versions) MY 2018 -	SC 80	1000	2018		10	2812600	120/70 ZR 17 M/C (58W) V3 TL	Diablo Supercorsa SP Fr.	3115100	190/55 ZR 17 M/C (75W) V3 TL	Diablo Supercorsa SP	2.50	2.90
CB 1100	SC 65	1100	2013			1404200	110/80 - 18 M/C 58V TL	Sport Demon Fr.	1405000	140/70 - 18 M/C 67V TL	Sport Demon	2.50	2.90
CB 1100 NA; RS MY 2017 -	SC 78	1100	2017		10	3111300	120/70 ZR 17 M/C (58W) TL	Angel GT II Fr.	3112000	180/55 ZR 17 M/C (73W) TL	Angel GT II	2.50	2.90
CB 1100 NA; RS MY 2017 -	SC 78	1100	2017		10	2636200	120/70 ZR 17 M/C (58W) TL	Phantom Sportscomp Fr.	2636300	180/55 ZR 17 M/C (73W) TL	Phantom Sportscomp	2.50	2.90
CB 1100 NA; RS MY 2017 -	SC 78	1100	2017			2387600	120/70 ZR 17 M/C (58W) TL	Angel GT Fr.	2317600	180/55 ZR 17 M/C (73W) TL	Angel GT	2.50	2.90
CB 1100 NA; RS MY 2017 -	SC 78	1100	2017			2635200	120/70 ZR 17 M/C (58W) TL	Diablo Rosso III Fr.	2635500	180/55 ZR 17 M/C (73W) TL	Diablo Rosso III	2.50	2.90
CB 1100 SF (X-Eleven)	SC 42	1100	1100		10	3111300	120/70 ZR 17 M/C (58W) TL	Angel GT II Fr.	3112000	180/55 ZR 17 M/C (73W) TL	Angel GT II	2.50	2.90
CB 1100 SF (X-Eleven)	SC 42	1100	1100			2387600	120/70 ZR 17 M/C (58W) TL	Angel GT Fr.	2321200	180/55 ZR 17 M/C (73W) TL	Angel GT A	2.50	2.90
CB 125 F; GLR 125	CB 125 K; CB 125 T	125	2015		23	1966900	2.75 - 18 M/C 42P TL	City Demon Fr.	3745300	3.00 - 18 M/C 52P reinf. TL	City Demon	1.80	2.00
CB 125 F; GLR 125	JC 64; JC 74	125	2015			1490500	80/100 - 18 M/C 47P TT	City Demon Front	1966800	90/90 - 18 M/C 57P reinf. TL	City Demon	1.75	2.25
CB 1300 MY 2003 - 2004	SC 54	1300	2003	2004	10	3111300	120/70 ZR 17 M/C (58W) TL	Angel GT II Fr.	3112000	180/55 ZR 17 M/C (73W) TL	Angel GT II	2.50	2.90
CB 1300 MY 2003 - 2004	SC 54	1300	2003	2004		2387600	120/70 ZR 17 M/C (58W) TL	Angel GT Fr.	2321200	180/55 ZR 17 M/C (73W) TL	Angel GT A	2.50	2.90
CB 1300 MY 2003 - 2004	SC 54	1300	2003	2004		2635200	120/70 ZR 17 M/C (58W) TL	Diablo Rosso III Fr.	2635500	180/55 ZR 17 M/C (73W) TL	Diablo Rosso III	2.50	2.90
CB 1300 MY 2003 - 2004	SC 54	1300	2003	2004		2291900	120/70 ZR 17 M/C (58W) TL	Diablo Rosso II K Fr.	2068500	180/55 ZR 17 M/C (73W) TL	Diablo Rosso II	2.50	2.90
CB 1300 ABS; S ABS MY 2005 -	SC 54	1300	2005		10	3111300	120/70 ZR 17 M/C (58W) TL	Angel GT II Fr.	3112000	180/55 ZR 17 M/C (73W) TL	Angel GT II	2.50	2.90
CB 1300 ABS; S ABS MY 2005 -	SC 54	1300	2005			2387600	120/70 ZR 17 M/C (58W) TL	Angel GT Fr.	2321200	180/55 ZR 17 M/C (73W) TL	Angel GT A	2.50	2.90
CB 1300 ABS; S ABS MY 2005 -	SC 54	1300	2005			2635200	120/70 ZR 17 M/C (58W) TL	Diablo Rosso III Fr.	2635500	180/55 ZR 17 M/C (73W) TL	Diablo Rosso III	2.50	2.90
CB 1300 ABS; S ABS MY 2005 -	SC 54	1300	2005			2291900	120/70 ZR 17 M/C (58W) TL	Diablo Rosso II K Fr.	2068500	180/55 ZR 17 M/C (73W) TL	Diablo Rosso II	2.50	2.90
CB 200 Disk	CB 200	200	1997			1966900	2.75 - 18 M/C 42P TL	City Demon Fr.	3745300	3.00 - 18 M/C 52P reinf. TL	City Demon	1.80	2.00
CB 250	MC 26	250	1997			1341000	90/100 - 18 M/C 54S TL	City Demon Fr.	1545700	120/90 - 16 M/C 63S TL	City Demon	1.80	2.30



MODEL	TYPE	CC	MY From	MY To	Footnotes	FRONT			REAR			Tread	Pressure	
						IP-Code	Dimension	Tread	IP-Code	Dimension	Tread			Front
HONDA (continued)														
CB 250 Disk	CB 250 G	250				2375600	3.00 - 18 M/C 47S TL	City Demon Fr.	2584100	3.50 - 18 M/C 62P reinf.TT	City Demon	1.80	2.50	
CB 250 K	CB 250	250				2375600	3.00 - 18 M/C 47S TL	City Demon Fr.	1340900	3.25 - 18 M/C 52S TT	City Demon	1.80	2.50	
CB 250 RS	MC 02	250			10	2375600	3.00 - 18 M/C 47S TL	City Demon Fr.	2584100	3.50 - 18 M/C 62P reinf.TT	City Demon	1.80	2.30	
CB 300 R MY 2018 -	NC 55	300	2018		10	3657000	110/70 ZR 17 M/C 54W V3 TL	Diablo Supercorsa SP Fr.	3657200	150/60 ZR 17 M/C 66W V3 TL	Diablo Supercorsa SP	2.00	2.25	
CB 300 R MY 2018 -	NC 55	300	2018		10	2808100	110/70 R 17 M/C 54H M+S TL	Scorpion Rally STR Fr.	2808200	150/60 R 17 M/C 66H M+S TL	Scorpion Rally STR	2.00	2.25	
CB 300 R MY 2018 -	NC 55	300	2018		10	2854900	110/70 R 17 M/C 54H TL	Diablo Rosso III Fr.	2855100	150/60 R 17 M/C 66H TL	Diablo Rosso III	2.00	2.25	
CB 300 R MY 2018 -	NC 55	300	2018		10	2635000	110/70 ZR 17 M/C 54W TL	Diablo Rosso III Fr.	2635300	150/60 ZR 17 M/C 66W TL	Diablo Rosso III	2.00	2.25	
CB 300 R MY 2018 -	NC 55	300	2018		10	2433400	110/70 R 17 M/C 54H TL	MT 60 RS Fr.	2433500	150/60 R 17 M/C 66H TL	MT 60 RS	2.00	2.25	
CB 450 S	PC 17	450				1419700	100/90 - 18 M/C 56H TL	Sport Demon Fr.	1404500	110/90 - 18 M/C 61H TL	Sport Demon	2.00	2.00	
CB 50 J	CB 50 J	50	1977			3445500	2.50 - 17 M/C 43P reinf.TT	Angel City	3445600	2.75 - 17 M/C 47P reinf.TT	Angel City	-	-	
CB 500	PC 26	500	1994			1343000	110/80 - 17 M/C 57H TL	Sport Demon Fr.	1343200	130/80 - 17 M/C 65H TL	Sport Demon	2.00	2.50	
CB 500	PC 32	500	1996			1343000	110/80 - 17 M/C 57H TL	Sport Demon Fr.	1343200	130/80 - 17 M/C 65H TL	Sport Demon	2.00	2.30	
CB 500 F	PC 45; PC 58	500	2013		10	3111300	120/70 ZR 17 M/C (58W) TL	Angel GT II Fr.	3111700	160/60 ZR 17 M/C (69W) TL	Angel GT II	2.50	2.90	
CB 500 F	PC 45; PC 58	500	2013			2387600	120/70 ZR 17 M/C (58W) TL	Angel GT Fr.	2317400	160/60 ZR 17 M/C (69W) TL	Angel GT	2.50	2.90	
CB 500 F	PC 45; PC 58	500	2013			2635200	120/70 ZR 17 M/C (58W) TL	Diablo Rosso III Fr.	2635400	160/60 ZR 17 M/C (69W) TL	Diablo Rosso III	2.50	2.90	
CB 500 F	PC 45; PC 58	500	2013			2291900	120/70 ZR 17 M/C (58W) TL	Diablo Rosso III K Fr.	2070200	160/60 ZR 17 M/C (69W) TL	Diablo Rosso II	2.50	2.90	
CB 500 F	PC 63	500	2019		10	2387600	120/70 ZR 17 M/C (58W) TL	Angel GT Fr.	2317400	160/60 ZR 17 M/C (69W) TL	Angel GT	2.50	2.90	
CB 500 F; A MY 2019 -	PC 63	500	2019		10	3111300	120/70 ZR 17 M/C (58W) TL	Angel GT II Fr.	3111700	160/60 ZR 17 M/C (69W) TL	Angel GT II	2.50	2.90	
CB 500 F; A MY 2019 -	PC 63	500	2019		10	2635200	120/70 ZR 17 M/C (58W) TL	Diablo Rosso III Fr.	2635400	160/60 ZR 17 M/C (69W) TL	Diablo Rosso III	2.50	2.90	
CB 500 F; A MY 2019 -	PC 63	500	2019		10	2906900	120/70 ZR 17 M/C (58W) TL	Diablo Rosso Corsa II Fr.	2907000	160/60 ZR 17 M/C (69W) TL	Diablo Rosso Corsa II	2.50	2.90	
CB 500 S (semi-monocoque) MY 1998 -	PC 32	500	1998			1343000	110/80 - 17 M/C 57H TL	Sport Demon Fr.	1343200	130/80 - 17 M/C 65H TL	Sport Demon	2.00	2.30	
CB 500 X; A MY 2019 -	PC 64	500	2019		10	2490900	110/80 R 19 M/C 59V TL	Angel GT Fr. ab DOT 2815	2317400	160/60 ZR 17 M/C (69W) TL	Angel GT	2.00	2.80	
CB 500 X; A MY 2019 -	PC 64	500	2019		10	2526500	110/80 R 19 M/C 59V TL	Scorpion Trail II Fr.	2527200	160/60 ZR 17 M/C (69W) TL	Scorpion Trail II	2.00	2.80	
CB 500 X; CB 500 XA	PC 46; PC 59	500	2013		10	3111300	120/70 ZR 17 M/C (58W) TL	Angel GT II Fr.	3111700	160/60 ZR 17 M/C (69W) TL	Angel GT II	2.50	2.90	
CB 500 X; CB 500 XA	PC 46; PC 59	500	2013			2526300	120/70 ZR 17 M/C (58W) TL	Scorpion Trail II Fr.	2527200	160/60 ZR 17 M/C (69W) TL	Scorpion Trail II	2.50	2.90	
CB 500 X; CB 500 XA	PC 46; PC 59	500	2013			2387600	120/70 ZR 17 M/C (58W) TL	Angel GT Fr.	2317400	160/60 ZR 17 M/C (69W) TL	Angel GT	2.50	2.90	
CB 500 X; CB 500 XA	PC 46; PC 59	500	2013			2635200	120/70 ZR 17 M/C (58W) TL	Diablo Rosso III Fr.	2635400	160/60 ZR 17 M/C (69W) TL	Diablo Rosso III	2.50	2.90	
CB 650 F; FA	RC 75; RC 97	650	2014		10	2812600	120/70 ZR 17 M/C (58W) V3 TL	Diablo Supercorsa SP Fr.	3106800	180/55 ZR 17 M/C (73W) V3 TL	Diablo Supercorsa SP	2.50	2.90	
CB 650 F; FA	RC 75; RC 97	650	2014		10	3111300	120/70 ZR 17 M/C (58W) TL	Angel GT II Fr.	3112000	180/55 ZR 17 M/C (73W) TL	Angel GT II	2.50	2.90	
CB 650 F; FA	RC 75; RC 97	650	2014		10	2387600	120/70 ZR 17 M/C (58W) TL	Angel GT Fr.	2317600	180/55 ZR 17 M/C (73W) TL	Angel GT	2.50	2.90	
CB 650 F; FA	RC 75; RC 97	650	2014		10	2906900	120/70 ZR 17 M/C (58W) TL	Diablo Rosso Corsa II Fr.	2907100	180/55 ZR 17 M/C (73W) TL	Diablo Rosso Corsa II	2.50	2.90	
CB 650 F; FA	RC 75; RC 97	650	2014			2635200	120/70 ZR 17 M/C (58W) TL	Diablo Rosso III Fr.	2635500	180/55 ZR 17 M/C (73W) TL	Diablo Rosso III	2.50	2.90	
CB 650 F; FA	RC 75; RC 97	650	2014		10	3111300	120/70 ZR 17 M/C (58W) TL	Angel GT II Fr.	3112000	180/55 ZR 17 M/C (73W) TL	Angel GT II	2.50	2.90	
CB 650 R; A MY 2019 -	RH 02	650	2019		10	2906900	120/70 ZR 17 M/C (58W) TL	Diablo Rosso Corsa II Fr.	2907100	180/55 ZR 17 M/C (73W) TL	Diablo Rosso Corsa II	2.50	2.90	
CB 650 R; A MY 2019 -	RH 02	650	2019		10	2906900	120/70 ZR 17 M/C (58W) TL	Diablo Rosso Corsa II Fr.	2907100	180/55 ZR 17 M/C (73W) TL	Diablo Rosso Corsa II	2.50	2.90	
CB 650 R; A MY 2019 -	RH 02	650	2019		10	2635200	120/70 ZR 17 M/C (58W) TL	Diablo Rosso III Fr.	2635500	180/55 ZR 17 M/C (73W) TL	Diablo Rosso III	2.50	2.90	
CB 650 R; A MY 2019 -	RH 02	650	2019		10	2636200	120/70 ZR 17 M/C (58W) TL	Phantom Sportscomp Fr.	2636300	180/55 ZR 17 M/C (73W) TL	Phantom Sportscomp	2.50	2.90	
CB 750 C	RC 06	750	1980		27	2211000	110/90 - 19 M/C 62H TL	Night Dragon Fr.	2902500	130/90 B 16 M/C 73H reinf.TL	Night Dragon GT	2.30	2.50	
CB 750 C	RC 06	750	1980		27	0760800	110/90 - 19 M/C 62H TL	MT 66 Fr.	0800400	130/90 - 16 M/C 73H reinf.TL	MT 66	2.30	2.50	
CB 750 Nighthawk	RC 38	750	1991		10	1343000	110/80 - 17 M/C 57H TL	Sport Demon Fr.	2589600	140/70 - 17 M/C 66H TL	Sport Demon	-	-	
CB Seven Fifty	RC 42	750	1992		10	3111300	120/70 ZR 17 M/C (58W) TL	Angel GT II Fr.	3111600	150/70 ZR 17 M/C (69W) TL	Angel GT II	2.50	2.50	
CB Two Fifty		250				1341000	90/100 - 18 M/C 54S TL	City Demon Fr.	1545700	120/90 - 16 M/C 63S TL	City Demon	-	-	
CB125 R MY 2018 -	JC 79	125	2018		10	3657000	110/70 ZR 17 M/C 54W V3 TL	Diablo Supercorsa SP Fr.	3657200	150/60 ZR 17 M/C 66W V3 TL	Diablo Supercorsa SP	2.00	2.25	
CB125 R MY 2018 -	JC 79	125	2018		10	2854900	110/70 R 17 M/C 54H TL	Diablo Rosso III Fr.	2855100	150/60 R 17 M/C 66H TL	Diablo Rosso III	2.00	2.25	
CB125 R MY 2018 -	JC 79	125	2018		10	2808100	110/70 R 17 M/C 54H M+S TL	Scorpion Rally STR Fr.	2808200	150/60 R 17 M/C 66H M+S TL	Scorpion Rally STR	2.00	2.25	
CB125 R MY 2018 -	JC 79	125	2018		10	2635000	110/70 ZR 17 M/C 54W TL	Diablo Rosso III Fr.	2635300	150/60 ZR 17 M/C 66W TL	Diablo Rosso III	2.00	2.25	
CB125 R MY 2018 -	JC 79	125	2018		10	2433400	110/70 R 17 M/C 54H TL	MT 60 RS Fr.	2433500	150/60 R 17 M/C 66H TL	MT 60 RS	2.00	2.25	
CBF 1000 F	SC 64	1000	2010		10	3111300	120/70 ZR 17 M/C (58W) TL	Angel GT II Fr.	3111700	160/60 ZR 17 M/C (69W) TL	Angel GT II	2.50	2.90	
CBF 1000 F	SC 64	1000	2010			2387600	120/70 ZR 17 M/C (58W) TL	Angel GT Fr.	2317400	160/60 ZR 17 M/C (69W) TL	Angel GT	2.50	2.90	



MODEL	TYPE	CC	MY From	MY To	Footnotes	FRONT			REAR			Pressure	
						IP-Code	Dimension	Tread	IP-Code	Dimension	Tread	Front	Rear
HONDA (continued)													
CBR 1000 RR Fireblade MY 2006 - SC 57		1000	2006			2387600	120/70 ZR 17 M/C (58W) TL	Angel GT Fr.	2317700	190/50 ZR 17 M/C (73W) TL	Angel GT	2.50	2.90
CBR 1000 RR Fireblade MY 2006 - SC 57		1000	2006			2166900	120/70 ZR 17 M/C (58W) TL	Diablo Supercorsa SP Fr.	2304300	190/50 ZR 17 M/C (73W) TL	Diablo Supercorsa SP	2.50	2.90
CBR 1000 RR Fireblade MY 2006 - SC 57		1000	2006			2635200	120/70 ZR 17 M/C (58W) TL	Diablo Rosso III Fr.	2635700	190/50 ZR 17 M/C (73W) TL	Diablo Rosso III	2.50	2.90
CBR 1000 RR Fireblade MY 2006 - SC 57		1000	2006			2291900	120/70 ZR 17 M/C (58W) TL	Diablo Rosso II K Fr.	2068600	190/50 ZR 17 M/C (73W) TL	Diablo Rosso II	2.50	2.90
CBR 1000 RR Fireblade ABS MY 2008 - SC 59		1000	2008			3111300	120/70 ZR 17 M/C (58W) TL	Angel GT II Fr.	3112200	190/50 ZR 17 M/C (73W) TL	Angel GT II	2.50	2.90
CBR 1000 RR Fireblade ABS MY 2008 - SC 59		1000	2008			2812600	120/70 ZR 17 M/C (58W) V3 TL	Diablo Supercorsa SP Fr.	3310600	190/50 ZR 17 M/C (73W) V3 TL	Diablo Supercorsa SP	2.50	2.90
CBR 1000 RR Fireblade ABS MY 2008 - SC 59		1000	2008			2906900	120/70 ZR 17 M/C (58W) TL	Diablo Rosso Corsa II Fr.	2907300	190/50 ZR 17 M/C (73W) TL	Diablo Rosso Corsa II	2.50	2.90
CBR 1000 RR Fireblade ABS MY 2008 - SC 59		1000	2008			2387600	120/70 ZR 17 M/C (58W) TL	Angel GT Fr.	2317700	190/50 ZR 17 M/C (73W) TL	Angel GT	2.50	2.90
CBR 1000 RR Fireblade ABS MY 2008 - SC 59		1000	2008			2166900	120/70 ZR 17 M/C (58W) TL	Diablo Supercorsa SP Fr.	2304300	190/50 ZR 17 M/C (73W) TL	Diablo Supercorsa SP	2.50	2.90
CBR 1000 RR Fireblade ABS MY 2008 - SC 59		1000	2008			2635200	120/70 ZR 17 M/C (58W) TL	Diablo Rosso III Fr.	2635700	190/50 ZR 17 M/C (73W) TL	Diablo Rosso III	2.50	2.90
CBR 1000 RR Fireblade ABS MY 2008 - SC 59		1000	2008			2291900	120/70 ZR 17 M/C (58W) TL	Diablo Rosso II K Fr.	2068600	190/50 ZR 17 M/C (73W) TL	Diablo Rosso II	2.50	2.90
CBR 1000 RR Fireblade without ABS MY'08		1000	2008			3111300	120/70 ZR 17 M/C (58W) TL	Angel GT II Fr.	3112200	190/50 ZR 17 M/C (73W) TL	Angel GT II	2.50	2.90
CBR 1000 RR Fireblade without ABS MY'08		1000	2008			2812600	120/70 ZR 17 M/C (58W) V3 TL	Diablo Supercorsa SP Fr.	3310600	190/50 ZR 17 M/C (73W) V3 TL	Diablo Supercorsa SP	2.50	2.90
CBR 1000 RR Fireblade without ABS MY'08		1000	2008			2906900	120/70 ZR 17 M/C (58W) TL	Diablo Rosso Corsa II Fr.	2907300	190/50 ZR 17 M/C (73W) TL	Diablo Rosso Corsa II	2.50	2.90
CBR 1000 RR Fireblade without ABS MY'08		1000	2008			2387600	120/70 ZR 17 M/C (58W) TL	Angel GT Fr.	2317700	190/50 ZR 17 M/C (73W) TL	Angel GT	2.50	2.90
CBR 1000 RR Fireblade without ABS MY'08		1000	2008			2635200	120/70 ZR 17 M/C (58W) TL	Diablo Rosso III Fr.	2635700	190/50 ZR 17 M/C (73W) TL	Diablo Rosso III	2.50	2.90
CBR 1000 RR Fireblade without ABS MY'08		1000	2008			2291900	120/70 ZR 17 M/C (58W) TL	Diablo Rosso II K Fr.	2068600	190/50 ZR 17 M/C (73W) TL	Diablo Rosso II	2.50	2.90
CBR 1000 RR SP (SA) Fireblade MY 2014 - SC 59		1000	2014			3111300	120/70 ZR 17 M/C (58W) TL	Angel GT II Fr.	3112200	190/50 ZR 17 M/C (73W) TL	Angel GT II	2.50	2.90
CBR 1000 RR SP (SA) Fireblade MY 2014 - SC 59		1000	2014			2812600	120/70 ZR 17 M/C (58W) V3 TL	Diablo Supercorsa SP Fr.	3310600	190/50 ZR 17 M/C (73W) V3 TL	Diablo Supercorsa SP	2.50	2.90
CBR 1000 RR SP (SA) Fireblade MY 2014 - SC 59		1000	2014			2906900	120/70 ZR 17 M/C (58W) TL	Diablo Rosso Corsa II Fr.	2907300	190/50 ZR 17 M/C (73W) TL	Diablo Rosso Corsa II	2.50	2.90
CBR 1000 RR SP (SA) Fireblade MY 2014 - SC 59		1000	2014			2387600	120/70 ZR 17 M/C (58W) TL	Angel GT Fr.	2317700	190/50 ZR 17 M/C (73W) TL	Angel GT	2.50	2.90
CBR 1000 RR SP (SA) Fireblade MY 2014 - SC 59		1000	2014			2166900	120/70 ZR 17 M/C (58W) TL	Diablo Supercorsa SP Fr.	2304300	190/50 ZR 17 M/C (73W) TL	Diablo Supercorsa SP	2.50	2.90
CBR 1000 RR SP (SA) Fireblade MY 2014 - SC 59		1000	2014			2635200	120/70 ZR 17 M/C (58W) TL	Diablo Rosso III Fr.	2635700	190/50 ZR 17 M/C (73W) TL	Diablo Rosso III	2.50	2.90
CBR 1100 XX Super Blackbird		1100	1997			3111300	120/70 ZR 17 M/C (58W) TL	Angel GT II Fr.	3112000	180/55 ZR 17 M/C (73W) TL	Diablo	2.90	2.90
CBR 1100 XX Super Blackbird		1100	1997			1430700	120/70 ZR 17 M/C (58W) TL	Diablo Fr.	1430000	180/55 ZR 17 M/C (73W) TL	Diablo	2.90	2.90
CBR 125 R		125	2011			2583900	100/80 - 17 M/C 52H TL	Sport Demon Fr.	2589500	130/70 - 17 M/C 62H TL	Sport Demon	1.75	2.25
CBR 125 R		125	2011			2580800	100/80 - 17 M/C 52S TL	Angel City Fr.	3243400	130/70 - 17 M/C 62S TL	Angel City	1.75	2.25
CBR 250 R (all versions)		250	2011			2046800	110/70 - 17 M/C 54H TL	Sport Demon Fr.	2589600	140/70 - 17 M/C 66H TL	Sport Demon	2.00	2.25
CBR 250 R (all versions)		250	2011			2702200	110/70 - 17 M/C 54S TL	Angel City	3566600	140/70 - 17 M/C 66S TL	Angel City	2.00	2.25
CBR 300 RA (mit ABS)		300	2015			2046800	110/70 - 17 M/C 54H TL	Sport Demon Fr.	2589600	140/70 - 17 M/C 66H TL	Sport Demon	2.00	2.25
CBR 400 RR		400				2906900	120/70 ZR 17 M/C (58W) TL	Diablo Rosso Corsa II Fr.	2907000	160/60 ZR 17 M/C (69W) TL	Diablo Rosso Corsa II	2.20	2.50
CBR 400 RR		400				2635200	120/70 ZR 17 M/C (58W) TL	Diablo Rosso III Fr.	2635400	160/60 ZR 17 M/C (69W) TL	Diablo Rosso III	2.20	2.50
CBR 400 RR		400				1734600	120/70 ZR 17 M/C (58W) TL	Diablo Rosso Corsa Fr.	1971000	160/60 ZR 17 M/C (69W) TL	Diablo Rosso Corsa	2.20	2.50
CBR 400 RR		400				2291900	120/70 ZR 17 M/C (58W) TL	Diablo Rosso II K Fr.	2070200	160/60 ZR 17 M/C (69W) TL	Diablo Rosso II	2.20	2.50
CBR 400 RR		400				1430700	120/70 ZR 17 M/C (58W) TL	Diablo Fr.	1430400	160/60 ZR 17 M/C (69W) TL	Diablo	2.20	2.50
CBR 500 R		500	2013			3111300	120/70 ZR 17 M/C (58W) TL	Angel GT II Fr.	3111700	160/60 ZR 17 M/C (69W) TL	Angel GT II	2.50	2.90
CBR 500 R		500	2013			2906900	120/70 ZR 17 M/C (58W) TL	Diablo Rosso Corsa II Fr.	2907000	160/60 ZR 17 M/C (69W) TL	Diablo Rosso Corsa II	2.50	2.90
CBR 500 R		500	2013			2387600	120/70 ZR 17 M/C (58W) TL	Angel GT Fr.	2317400	160/60 ZR 17 M/C (69W) TL	Angel GT	2.50	2.90
CBR 500 R		500	2013			2635200	120/70 ZR 17 M/C (58W) TL	Diablo Rosso III Fr.	2635400	160/60 ZR 17 M/C (69W) TL	Diablo Rosso III	2.50	2.90
CBR 500 R		500	2013			2291900	120/70 ZR 17 M/C (58W) TL	Diablo Rosso II K Fr.	2070200	160/60 ZR 17 M/C (69W) TL	Diablo Rosso II	2.50	2.90
CBR 500 R; A MY 2019 -		500	2019			2387600	120/70 ZR 17 M/C (58W) TL	Angel GT Fr.	2317400	160/60 ZR 17 M/C (69W) TL	Angel GT	2.50	2.90
CBR 500 R; A MY 2019 -		500	2019			3111300	120/70 ZR 17 M/C (58W) TL	Angel GT II Fr.	3111700	160/60 ZR 17 M/C (69W) TL	Angel GT II	2.50	2.90
CBR 500 R; A MY 2019 -		500	2019			2635200	120/70 ZR 17 M/C (58W) TL	Diablo Rosso III Fr.	2635400	160/60 ZR 17 M/C (69W) TL	Diablo Rosso III	2.50	2.90
CBR 500 R; A MY 2019 -		500	2019			2906900	120/70 ZR 17 M/C (58W) TL	Diablo Rosso Corsa II Fr.	2907000	160/60 ZR 17 M/C (69W) TL	Diablo Rosso Corsa II	2.50	2.90
CBR 600 F		600	1994			3111200	120/60 ZR 17 M/C (55W) TL	Angel GT II Fr.	3111700	160/60 ZR 17 M/C (69W) TL	Angel GT II	2.50	2.90
CBR 600 F		600	1994			2316900	120/60 ZR 17 M/C (55W) TL	Angel GT Fr.	2317400	160/60 ZR 17 M/C (69W) TL	Angel GT	2.50	2.90
CBR 600 F		600	1994			2635100	120/60 ZR 17 M/C (55W) TL	Diablo Rosso III Fr.	2635400	160/60 ZR 17 M/C (69W) TL	Diablo Rosso III	2.50	2.90



MODEL	TYPE	CC	MY From	MY To	Footnotes	FRONT			REAR			Pressure		
						IP-Code	Dimension	Tread	IP-Code	Dimension	Tread	Front	Rear	
HONDA (continued)														
CBR 600 RR MY 2005 -	PC 37	600	2005	2006		1430700	120/70 ZR 17 M/C (58W) TL	Diablo Fr.	1430000	180/55 ZR 17 M/C (73W) TL	Diablo	2.50	2.90	
CBR 600 RR MY 2007 - 2012	PC 40	600	2007	2012	10	3111300	120/70 ZR 17 M/C (58W) TL	Angel GT II Fr.	3112000	180/55 ZR 17 M/C (73W) TL	Angel GT II	2.50	2.90	
CBR 600 RR MY 2007 - 2012	PC 40	600	2007	2012	10	2812600	120/70 ZR 17 M/C (58W) V3 TL	Diablo Supercorsa SP Fr.	3106800	180/55 ZR 17 M/C (73W) V3 TL	Diablo Supercorsa SP	2.50	2.90	
CBR 600 RR MY 2007 - 2012	PC 40	600	2007	2012		2166900	120/70 ZR 17 M/C (58W) TL	Diablo Supercorsa SP Fr.	2244800	180/55 ZR 17 M/C (73W) TL	Diablo Supercorsa SP	2.50	2.90	
CBR 600 RR MY 2007 - 2012	PC 40	600	2007	2012		2387600	120/70 ZR 17 M/C (58W) TL	Angel GT Fr.	2317600	180/55 ZR 17 M/C (73W) TL	Angel GT	2.50	2.90	
CBR 600 RR MY 2007 - 2012	PC 40	600	2007	2012		2906900	120/70 ZR 17 M/C (58W) TL	Diablo Rosso Corsa II Fr.	2907100	180/55 ZR 17 M/C (73W) TL	Diablo Rosso Corsa II	2.50	2.90	
CBR 600 RR MY 2007 - 2012	PC 40	600	2007	2012		2635200	120/70 ZR 17 M/C (58W) TL	Diablo Rosso III Fr.	2635500	180/55 ZR 17 M/C (73W) TL	Diablo Rosso III	2.50	2.90	
CBR 600 RR MY 2007 - 2012	PC 40	600	2007	2012		1734600	120/70 ZR 17 M/C (58W) TL	Diablo Rosso Corsa Fr.	1927700	180/55 ZR 17 M/C (73W) TL	Diablo Rosso Corsa	2.50	2.90	
CBR 600 RR MY 2007 - 2012	PC 40	600	2007	2012		2291900	120/70 ZR 17 M/C (58W) TL	Diablo Rosso II K Fr.	2068500	180/55 ZR 17 M/C (73W) TL	Diablo Rosso II	2.50	2.90	
CBR 600 RR MY 2007 - 2012	PC 40	600	2007	2012		1888400	120/70 ZR 17 M/C (58W) TL	Angel ST Fr.	1868500	180/55 ZR 17 M/C (73W) TL	Angel ST	2.50	2.90	
CBR 600 RR MY 2013 - 2016	PC 40	600	2013	2016	10	2812600	120/70 ZR 17 M/C (58W) V3 TL	Diablo Supercorsa SP Fr.	3106800	180/55 ZR 17 M/C (73W) V3 TL	Diablo Supercorsa SP	2.50	2.90	
CBR 600 RR MY 2013 - 2016	PC 40	600	2013	2016	10	2906900	120/70 ZR 17 M/C (58W) TL	Diablo Rosso Corsa II Fr.	2907100	180/55 ZR 17 M/C (73W) TL	Diablo Rosso Corsa II	2.50	2.90	
CBR 600 RR MY 2013 - 2016	PC 40	600	2013	2016		2166900	120/70 ZR 17 M/C (58W) TL	Diablo Supercorsa SP Fr.	2244800	180/55 ZR 17 M/C (73W) TL	Diablo Supercorsa SP	2.50	2.90	
CBR 600 RR MY 2013 - 2016	PC 40	600	2013	2016		2635200	120/70 ZR 17 M/C (58W) TL	Diablo Rosso III Fr.	2635500	180/55 ZR 17 M/C (73W) TL	Diablo Rosso III	2.50	2.90	
CBR 600 RR MY 2013 - 2016	PC 40	600	2013	2016		1734600	120/70 ZR 17 M/C (58W) TL	Diablo Rosso Corsa Fr.	1927700	180/55 ZR 17 M/C (73W) TL	Diablo Rosso Corsa	2.50	2.90	
CBR 650 F; FA	RC 74; RC 96	650	2014		10	2812600	120/70 ZR 17 M/C (58W) V3 TL	Diablo Supercorsa SP Fr.	3106800	180/55 ZR 17 M/C (73W) V3 TL	Diablo Supercorsa SP	2.50	2.90	
CBR 650 F; FA	RC 74; RC 96	650	2014		10	3111300	120/70 ZR 17 M/C (58W) TL	Angel GT II Fr.	3112000	180/55 ZR 17 M/C (73W) TL	Angel GT II	2.50	2.90	
CBR 650 F; FA	RC 74; RC 96	650	2014			2906900	120/70 ZR 17 M/C (58W) TL	Diablo Rosso Corsa II Fr.	2907100	180/55 ZR 17 M/C (73W) TL	Diablo Rosso Corsa II	2.50	2.90	
CBR 650 F; FA	RC 74; RC 96	650	2014			2387600	120/70 ZR 17 M/C (58W) TL	Angel GT Fr.	2317600	180/55 ZR 17 M/C (73W) TL	Angel GT	2.50	2.90	
CBR 650 F; FA	RC 74; RC 96	650	2014			2635200	120/70 ZR 17 M/C (58W) TL	Diablo Rosso III Fr.	2635500	180/55 ZR 17 M/C (73W) TL	Diablo Rosso III	2.50	2.90	
CBR 650 R; A MY 2019 -	RH 01	650	2019		10	3111300	120/70 ZR 17 M/C (58W) TL	Angel GT II Fr.	3112000	180/55 ZR 17 M/C (73W) TL	Angel GT II	2.50	2.90	
CBR 650 R; A MY 2019 -	RH 01	650	2019		10	2906900	120/70 ZR 17 M/C (58W) TL	Diablo Rosso Corsa II Fr.	2907100	180/55 ZR 17 M/C (73W) TL	Diablo Rosso Corsa II	2.50	2.90	
CBR 650 R; A MY 2019 -	RH 01	650	2019		10	2635200	120/70 ZR 17 M/C (58W) TL	Diablo Rosso III Fr.	2635500	180/55 ZR 17 M/C (73W) TL	Diablo Rosso III	2.50	2.90	
CBR 650 R; A MY 2019 -	RH 01	650	2019		10	2812600	120/70 ZR 17 M/C (58W) V3 TL	Diablo Supercorsa SP Fr.	3106800	180/55 ZR 17 M/C (73W) V3 TL	Diablo Supercorsa SP	2.50	2.90	
CBR 900 RR Fireblade	SC 28	900	1994	1995		1429600	130/70 ZR 16 M/C (61W) TL	Diablo Fr.	1430000	180/55 ZR 17 M/C (73W) TL	Diablo	2.50	2.90	
CBR 900 RR Fireblade	SC 33	900	1996			1429600	130/70 ZR 16 M/C (61W) TL	Diablo Fr.	1430000	180/55 ZR 17 M/C (73W) TL	Diablo	2.50	2.90	
CBR 900 RR Fireblade	SC 44	900	2000			3111300	120/70 ZR 17 M/C (58W) TL	Angel GT II Fr.	3112200	190/50 ZR 17 M/C (73W) TL	Angel GT II	2.50	2.90	
CBR 900 RR Fireblade	SC 44	900	2000			2812600	120/70 ZR 17 M/C (58W) V3 TL	Diablo Supercorsa SP Fr.	3310600	190/50 ZR 17 M/C (73W) V3 TL	Diablo Supercorsa SP	2.50	2.90	
CBR 900 RR Fireblade	SC 44	900	2000			2166900	120/70 ZR 17 M/C (58W) TL	Diablo Supercorsa SP Fr.	2304300	190/50 ZR 17 M/C (73W) TL	Diablo Supercorsa SP	2.50	2.90	
CBR 900 RR Fireblade	SC 44	900	2000			2387600	120/70 ZR 17 M/C (58W) TL	Angel GT Fr.	2317700	190/50 ZR 17 M/C (73W) TL	Angel GT	2.50	2.90	
CBR 900 RR Fireblade	SC 44	900	2000			2906900	120/70 ZR 17 M/C (58W) TL	Diablo Rosso Corsa II Fr.	2907300	190/50 ZR 17 M/C (73W) TL	Diablo Rosso Corsa II	2.50	2.90	
CBR 900 RR Fireblade	SC 44	900	2000			2635200	120/70 ZR 17 M/C (58W) TL	Diablo Rosso III Fr.	2635700	190/50 ZR 17 M/C (73W) TL	Diablo Rosso III	2.50	2.90	
CBR 900 RR Fireblade	SC 44	900	2000			1430700	120/70 ZR 17 M/C (58W) TL	Diablo Fr.	1429700	190/50 ZR 17 M/C (73W) TL	Diablo	2.50	2.90	
CBR 900 RR Fireblade	SC 44	900	2000			2291900	120/70 ZR 17 M/C (58W) TL	Diablo Rosso II K Fr.	2068600	190/50 ZR 17 M/C (73W) TL	Diablo Rosso II	2.50	2.90	
CBR 900 RR Fireblade	SC 50	900	2002		10	3111300	120/70 ZR 17 M/C (58W) TL	Angel GT II Fr.	3112200	190/50 ZR 17 M/C (73W) TL	Angel GT II	2.50	2.90	
CBR 900 RR Fireblade	SC 50	900	2002		10	2812600	120/70 ZR 17 M/C (58W) V3 TL	Diablo Supercorsa SP Fr.	3310600	190/50 ZR 17 M/C (73W) V3 TL	Diablo Supercorsa SP	2.50	2.90	
CBR 900 RR Fireblade	SC 50	900	2002			2387600	120/70 ZR 17 M/C (58W) TL	Angel GT Fr.	2317700	190/50 ZR 17 M/C (73W) TL	Angel GT	2.50	2.90	
CBR 900 RR Fireblade	SC 50	900	2002			2166900	120/70 ZR 17 M/C (58W) TL	Diablo Supercorsa SP Fr.	2304300	190/50 ZR 17 M/C (73W) TL	Diablo Supercorsa SP	2.50	2.90	
CBR 900 RR Fireblade	SC 50	900	2002			2906900	120/70 ZR 17 M/C (58W) TL	Diablo Rosso Corsa II Fr.	2907300	190/50 ZR 17 M/C (73W) TL	Diablo Rosso Corsa II	2.50	2.90	
CBR 900 RR Fireblade	SC 50	900	2002			2635200	120/70 ZR 17 M/C (58W) TL	Diablo Rosso III Fr.	2635700	190/50 ZR 17 M/C (73W) TL	Diablo Rosso III	2.50	2.90	
CBR 900 RR Fireblade	SC 50	900	2002			1430700	120/70 ZR 17 M/C (58W) TL	Diablo Fr.	1429700	190/50 ZR 17 M/C (73W) TL	Diablo	2.50	2.90	
CBR 900 RR Fireblade	SC 50	900	2002			2291900	120/70 ZR 17 M/C (58W) TL	Diablo Rosso II K Fr.	2068600	190/50 ZR 17 M/C (73W) TL	Diablo Rosso II	2.50	2.90	
CBX 650 E	RC 13	650				1405200	100/90 - 19 M/C 57V TL	Sport Demon Fr.	1403600	130/90 - 16 M/C 67V TL	Sport Demon	2.30	2.30	
CBX 750 F	RC 17	750	1984			1342100	110/90 - 16 M/C 59V TL	Sport Demon Fr.	1404800	130/80 - 18 M/C 66V TL	Sport Demon	2.50	2.50	
CF 50 Charly	CF 50	50			23	2903000	3.50 - 10 59J reinf. TL	Angel Scooter	2903000	3.50 - 10 59J reinf. TL	Angel Scooter	1.80	2.30	
CG 125	JC 27	125	1998		23	1966900	2.75 - 18 M/C 42P TL	City Demon Fr.	1966800	90/90 - 18 M/C 57P reinf. TL	City Demon	1.80	2.00	
CH 125 Spacy	JF 03	125	1998		23	2903000	3.50 - 10 59J reinf. TL	Angel Scooter	2903000	3.50 - 10 59J reinf. TL	Angel Scooter	1.80	2.50	
CJ 250 T	CJ 250 T	250			23	2375600	3.00 - 18 M/C 47S TL	City Demon Fr.	2584100	3.50 - 18 M/C 62P reinf. TT	City Demon	1.80	2.00	

HONDA (continued)

CJ 360 T	CJ 360 T	360				10	23	2375600	3.00 - 18 M/C 47S TL	City Demon Fr.	2584100	3.50 - 18 M/C 62P reinf.TT	City Demon	2.00	2.20
CLR 125 Cityfly MY 1998 -	JD 18	125	1998					0998500	90/90 - 19 M/C 52P TT	MT 60 Fr.	0998000	110/90 - 17 M/C 60P TT	MT 60	-	-
CMX 250 C Rebel	MC 13	250	1996					2375600	3.00 - 18 M/C 47S TL	City Demon Fr.	1545600	130/90 - 15 M/C 66S TL	City Demon	1.80	2.20
CMX 250 C Rebel	MC 32	250	1997					2375600	3.00 - 18 M/C 47S TL	City Demon Fr.	1545600	130/90 - 15 M/C 66S TL	City Demon	1.80	2.20
CN 250 Helix	MF 02	250						0695600	110/100 - 12 67J TL	SL 26	0737100	120/90 - 10 66J TL	SL 26	1.75	2.25
Cota 4RT	MT04	250						1767900	80/100 - 21 M/C 51R M+S TT	Scorpion XC Mid Hard Fr.	1768100	120/100 - 18 M/C 68M M+S TT	Scorpion XC Mid Hard	-	-
Cota 4RT	MT04	250						1414500	2.75 - 21 45P TL	MT 43 Pro Trial Fr.	1414500	4.00 - 18 64P TL	MT 43 Pro Trial	-	-
CR 250 RP, RR		250						1418500	80/100 - 21 M/C 51R MST TT	MT 16 Garacross Fr.	1418700	110/100 - 18 NHS TT	MT 16 Garacross	-	-
CRF 1000 L Africa Twin (all versions)	SD 04	1000	2016					2526800	90/90 - 21 M/C 54V TL	Scorpion Trail II Fr.	2803200	150/70 R 18 M/C 70V TL	Scorpion Trail II	2.00	2.80
CRF 1000 L Africa Twin (all versions)	SD 04	1000	2016					2803400	90/90 - 21 M/C 54V M+S TL	Scorpion Rally STR Fr.	2803500	150/70 R 18 M/C 70V M+S TL	Scorpion Rally STR	2.00	2.80
CRF 1000 L Africa Twin (all versions)	SD 04	1000	2016					1417500	90/90 - 21 M/C 54V TL	MT 90 Front A/T Fr.	1421900	150/70 R 18 M/C 70V TL	MT 90 A/T	2.00	2.80
CRF 1000 L Africa Twin (all versions)	SD 06	1000	2017					2526800	90/90 - 21 M/C 54V TL	Scorpion Trail II Fr.	2803200	150/70 R 18 M/C 70V TL	Scorpion Trail II	2.00	2.80
CRF 1000 L Africa Twin (all versions)	SD 06	1000	2017					2803400	90/90 - 21 M/C 54V M+S TL	Scorpion Rally STR Fr.	2803500	150/70 R 18 M/C 70V M+S TL	Scorpion Rally STR	2.00	2.80
CRF 1000 L Africa Twin (all versions)	SD 06	1000	2017					1417500	90/90 - 21 M/C 54V TL	MT 90 Front A/T Fr.	1421900	150/70 R 18 M/C 70V TL	MT 90 A/T	2.00	2.80
CRF 250 LA 2017 -	MD 44	250	2017					0249400	3.00 - 21 51R MST TT	MT 16 Garacross Fr.	0342000	120/80 - 18 M/C 62R TT	MT 21	1.50	1.50
CRF 250 M	MD 38	250	2014	2016				2046800	110/70 - 17 M/C 54H TL	Sport Demon Fr.	2589500	130/70 - 17 M/C 62H TL	Sport Demon	2.00	2.00
CRF 250 M	MD 38	250	2014	2016				2702200	110/70 - 17 M/C 54H TL	Angel City	3243400	130/70 - 17 M/C 62S TL	Angel City	2.00	2.00
CRF 250 RA 2017 -	MD 44	250	2017					0249400	3.00 - 21 51R MST TT	MT 16 Garacross Fr.	0342000	120/80 - 18 M/C 62R TT	MT 21	1.50	1.75
CRF 450 L	PD 11	450	2019					1767900	80/100 - 21 M/C 51R M+S TT	Scorpion XC Mid Hard Fr.	0342000	120/80 - 18 M/C 62R TT	MT 21	1.50	1.50
CRF 450 X		450	2005					1418500	80/100 - 21 M/C 51R MST TT	MT 16 Garacross Fr.	1418700	110/100 - 18 NHS TT	MT 16 Garacross	-	-
CRF 50 F		50	2005					1663900	2.50 - 10 NHS TT	Scorpion MX Mid Soft 32 Fr.	1663900	2.50 - 10 NHS TT	Scorpion MX Mid Soft 32 Fr.	-	-
CRF 70 F		70	2005					1664100	60/100 - 14 NHS TT	Scorpion MX Mid Soft 32 Fr.	1664500	80/100 - 12 NHS TT	Scorpion MX Mid Soft 32	-	-
CRF1000 A;D2 Africa Twi.Adv.Sp. MY2018 -	SD 06	1000	2018					2526800	90/90 - 21 M/C 54V TL	Scorpion Trail II Fr.	2803200	150/70 R 18 M/C 70V TL	Scorpion Trail II	2.25	2.80
CRF1000 A;D2 Africa Twi.Adv.Sp. MY2018 -	SD 06	1000	2018					2803400	90/90 - 21 M/C 54V M+S TL	Scorpion Rally STR Fr.	2803500	150/70 R 18 M/C 70V M+S TL	Scorpion Rally STR	2.25	2.80
CRF1000 A;D2 Africa Twi.Adv.Sp. MY2018 -	SD 06	1000	2018			10	23	1417500	90/90 - 21 M/C 54V TL	MT 90 Front A/T Fr.	1421900	150/70 R 18 M/C 70V TL	MT 90 A/T	2.25	2.80
Crossrunner	RC 60	800	2011					3111300	120/70 ZR 17 M/C (58W) TL	Angel GT II Fr.	3112000	180/55 ZR 17 M/C (73W) TL	Angel GT II	2.25	2.50
Crossrunner	RC 60	800	2011					2387600	120/70 ZR 17 M/C (58W) TL	Angel GT Fr.	2317600	180/55 ZR 17 M/C (73W) TL	Angel GT	2.25	2.50
Crossrunner	RC 60	800	2011					2526300	120/70 ZR 17 M/C (58W) TL	Scorpion Trail II Fr.	2527400	180/55 ZR 17 M/C (73W) TL	Scorpion Trail II	2.25	2.50
Crossrunner	RC 60	800	2011					2635200	120/70 ZR 17 M/C (58W) TL	Diablo Rosso III Fr.	2635500	180/55 ZR 17 M/C (73W) TL	Diablo Rosso III	2.25	2.50
Crossrunner	RC 60	800	2011					2636000	120/70 ZR 17 M/C (58W) TL	MT 60 RS Fr.	2636100	180/55 ZR 17 M/C (73W) TL	MT 60 RS	2.25	2.50
Crossrunner	RC 60	800	2011					1868400	120/70 ZR 17 M/C (58W) TL	Angel ST Fr.	1868500	180/55 ZR 17 M/C (73W) TL	Angel ST	2.25	2.50
Crossrunner	RC 60	800	2011					2291900	120/70 ZR 17 M/C (58W) TL	Diablo Rosso II K Fr.	2068500	180/55 ZR 17 M/C (73W) TL	Diablo Rosso II	2.25	2.50
CTX 700 ND	RC 68	700	2014					3111300	120/70 ZR 17 M/C (58W) TL	Angel GT II Fr.	3111700	160/60 ZR 17 M/C (69W) TL	Angel GT II	2.50	2.90
CTX 700 ND	RC 68	700	2014					2387600	120/70 ZR 17 M/C (58W) TL	Angel GT Fr.	2317400	160/60 ZR 17 M/C (69W) TL	Angel GT	2.50	2.90
CTX 700 ND	RC 68	700	2014					2906900	120/70 ZR 17 M/C (58W) TL	Diablo Rosso Corsa II Fr.	2907000	160/60 ZR 17 M/C (69W) TL	Diablo Rosso Corsa II	2.50	2.90
CTX 700 ND	RC 68	700	2014					2635200	120/70 ZR 17 M/C (58W) TL	Diablo Rosso III Fr.	2635400	160/60 ZR 17 M/C (69W) TL	Diablo Rosso III	2.50	2.90
CX 500 Euro Sport	PC 06	500						1419700	100/90 - 18 M/C 56H TL	Sport Demon Fr.	1404600	120/80 - 18 M/C 62H TL	Sport Demon	2.50	2.70
CX 650 C	RC 11	650						0801000	100/90 - 19 M/C 57H TL	MT 66 Fr.	0800200	140/90 - 15 M/C 70H TL	MT 66	2.30	2.50
CX 650 Euro Sport	RC 12	650						1419700	100/90 - 18 M/C 56H TL	Sport Demon Fr.	1404600	120/80 - 18 M/C 62H TL	Sport Demon	2.30	2.30
Dylan 125		125	2005					2770000	110/90 - 13 M/C 56P TL	Angel Scooter Fr.	2771200	130/70 - 13 M/C 63P reinf.TL	Angel Scooter	2.00	2.30
FES 125 Pantheon	JF 05	125	1998					2769600	110/90 - 12 64P TL	Angel Scooter	2771000	130/70 - 12 62P reinf.TL	Angel Scooter	2.00	2.50
FES 250 Foresight	MF 04	250	1998					2769600	110/90 - 12 64P TL	Angel Scooter	2771000	130/70 - 12 62P reinf.TL	Angel Scooter	1.75	2.00
FES 250 Foresight	MF05	250	2000					2769600	110/90 - 12 64P TL	Angel Scooter	2771000	130/70 - 12 62P reinf.TL	Angel Scooter	1.75	2.50
FMX 650	RD 12	650	2005					2919800	120/70 R 17 M/C 58H M+S TL	Scorpion Rally STR Fr.	2808200	150/60 R 17 M/C 66H M+S TL	Scorpion Rally STR	2.00	2.25
FMX 650	RD 12	650	2005					2635200	120/70 ZR 17 M/C (58W) TL	Diablo Rosso III Fr.	2635300	150/60 ZR 17 M/C 66W TL	Diablo Rosso III	2.00	2.25
FMX 650	RD 12	650	2005			10	23	2812600	120/70 ZR 17 M/C (58W) V3 TL	Diablo Supercorsa SP Fr.	3657200	150/60 ZR 17 M/C 66W V3 TL	Diablo Supercorsa SP	2.00	2.25
FMX 650	RD 12	650	2005					2210400	120/70 R 17 M/C 58H TL	Diablo Rosso II Fr.	2210500	150/60 R 17 M/C 66H TL	Diablo Rosso II	2.00	2.25
Forza 125 / FSH 125 V	JF 60	125	2015					2770500	120/70 - 15 M/C 56S TL	Angel Scooter Fr.	2771700	140/70 - 14 M/C 68S reinf.TL	Angel Scooter	2.00	2.25
Forza 125 / FSH 125 V	JF 60	125	2015					2770500	120/70 - 15 M/C 56P TL	Angel Scooter Fr.	2771600	140/70 - 14 M/C 68P reinf.TL	Angel Scooter	2.00	2.25
Forza 125; NSS 125 AD MY 2017 -	JF 69	125	2017					2770400	120/70 - 15 M/C 56P TL	Angel Scooter Fr.	2771600	140/70 - 14 M/C 68P reinf.TL	Angel Scooter	2.00	2.25
Forza 125; NSS 125 AD MY 2017 -	JF 69	125	2017					2770500	120/70 - 15 M/C 56S TL	Angel Scooter Fr.	2771700	140/70 - 14 M/C 68S reinf.TL	Angel Scooter	2.00	2.25
Forza 125; NSS 125 AD MY 2019 -	JF 69	125	2019					2770400	120/70 - 15 M/C 56P TL	Angel Scooter Fr.	2771600	140/70 - 14 M/C 68P reinf.TL	Angel Scooter	2.00	2.25

FITMENT MOTORCYCLE / 140

Footnotes see last page



MODEL	TYPE	CC	MY From	MY To	Footnotes	FRONT			REAR			Pressure	
						IP-Code	Dimension	Tread	IP-Code	Dimension	Tread	Front	Rear
HONDA (continued)													
Forza 125; NSS 125 AD MY 2019 - JF 69		125	2019			2770500	120/70 - 15 M/C 56S TL	Angel Scooter Fr.	2771700	140/70 - 14 M/C 68S reinf. TL	Angel Scooter	2.00	2.25
Forza 300 / NSS300A MY 2019 - NF 08		300	2019		10	2770400	120/70 - 15 M/C 56P TL	Angel Scooter Fr.	2771600	140/70 - 14 M/C 68P reinf. TL	Angel Scooter	2.00	2.25
Forza 300 / NSS300A MY 2019 - NF 08		300	2019		10	2770500	120/70 - 15 M/C 56S TL	Angel Scooter Fr.	2771700	140/70 - 14 M/C 68S reinf. TL	Angel Scooter	2.00	2.25
Forza X; EX		250	2005			2770000	110/90 - 13 M/C 56P TL	Angel Scooter Fr.	2771000	130/70 - 12 62P reinf. TL	Angel Scooter	-	-
FX 650 Vigor MY 1999 -	RD 09	650	1999			0292200	100/90 - 19 M/C 57H TL	MT 60 Fr.	0947500	120/90 - 17 M/C 64S TT	MT 60	1.50	2.00
GL 1200 DX	SC 14	1200				0800600	130/90 - 16 M/C 67H TL	MT 66 Fr.	0800300	150/90 - 15 M/C 74H TL	MT 66	2.50	2.50
Gold Wing 1800	SC 47	1800	2001			2211300	130/70 R 18 M/C 63V TL	Night Dragon Fr.	2595700	180/60 R 16 M/C 80H reinf. TL	Night Dragon GT	2.50	2.80
Gold Wing F6B	SC 68	1800	2013			2211300	130/70 R 18 M/C 63V TL	Night Dragon Fr.	2595700	180/60 R 16 M/C 80H reinf. TL	Night Dragon GT	2.50	2.80
Gold Wing GL 1800	SC 68	1800	2012			2211300	130/70 R 18 M/C 63V TL	Night Dragon Fr.	2595700	180/60 R 16 M/C 80H reinf. TL	Night Dragon GT	2.50	2.80
Hornet 600 MY 2003 - 2004	PC 36	600	2003	2004		3111300	120/70 ZR 17 M/C (58W) TL	Angel GT II Fr.	3112000	180/55 ZR 17 M/C (73W) TL	Angel GT II	2.50	2.90
Hornet 600 MY 2003 - 2004	PC 36	600	2003	2004		2906900	120/70 ZR 17 M/C (58W) TL	Diablo Rosso Corsa II Fr.	2907100	180/55 ZR 17 M/C (73W) TL	Diablo Rosso Corsa II	2.50	2.90
Hornet 600 MY 2003 - 2004	PC 36	600	2003	2004		2387600	120/70 ZR 17 M/C (58W) TL	Angel GT Fr.	2317600	180/55 ZR 17 M/C (73W) TL	Angel GT	2.50	2.90
Hornet 600 MY 2003 - 2004	PC 36	600	2003	2004		2635200	120/70 ZR 17 M/C (58W) TL	Diablo Rosso III Fr.	2635500	180/55 ZR 17 M/C (73W) TL	Diablo Rosso III	2.50	2.90
Hornet 600 MY 2003 - 2004	PC 36	600	2003	2004		1734600	120/70 ZR 17 M/C (58W) TL	Diablo Rosso Corsa Fr.	1927700	180/55 ZR 17 M/C (73W) TL	Diablo Rosso Corsa	2.50	2.90
Hornet 600 MY 2003 - 2004	PC 36	600	2003	2004		1868400	120/70 ZR 17 M/C (58W) TL	Angel ST Fr.	1868500	180/55 ZR 17 M/C (73W) TL	Angel ST	2.50	2.90
Hornet 600 MY 2003 - 2004	PC 36	600	2003	2004		2291900	120/70 ZR 17 M/C (58W) TL	Diablo Rosso II K Fr.	2068500	180/55 ZR 17 M/C (73W) TL	Diablo Rosso II	2.50	2.90
Hornet 600 MY 2005 -	PC 36	600	2005			3111300	120/70 ZR 17 M/C (58W) TL	Angel GT II Fr.	3112000	180/55 ZR 17 M/C (73W) TL	Angel GT II	2.50	2.90
Hornet 600 MY 2005 -	PC 36	600	2005		10	2906900	120/70 ZR 17 M/C (58W) TL	Diablo Rosso Corsa II Fr.	2907100	180/55 ZR 17 M/C (73W) TL	Diablo Rosso Corsa II	2.50	2.90
Hornet 600 MY 2005 -	PC 36	600	2005			2387600	120/70 ZR 17 M/C (58W) TL	Angel GT Fr.	2317600	180/55 ZR 17 M/C (73W) TL	Angel GT	2.50	2.90
Hornet 600 MY 2005 -	PC 36	600	2005			2635200	120/70 ZR 17 M/C (58W) TL	Diablo Rosso III Fr.	2635500	180/55 ZR 17 M/C (73W) TL	Diablo Rosso III	2.50	2.90
Hornet 600 MY 2005 -	PC 36	600	2005			1734600	120/70 ZR 17 M/C (58W) TL	Diablo Rosso Corsa Fr.	1927700	180/55 ZR 17 M/C (73W) TL	Diablo Rosso Corsa	2.50	2.90
Hornet 600 MY 2005 -	PC 36	600	2005			2291900	120/70 ZR 17 M/C (58W) TL	Diablo Rosso II K Fr.	2068500	180/55 ZR 17 M/C (73W) TL	Diablo Rosso II	2.50	2.90
Hornet 600 MY 2005 -	PC 36	600	2005			1868400	120/70 ZR 17 M/C (58W) TL	Angel ST Fr.	1868500	180/55 ZR 17 M/C (73W) TL	Angel ST	2.50	2.90
Hornet 600 MY 2005 -	PC 36	600	2005			3111300	120/70 ZR 17 M/C (58W) TL	Angel GT II Fr.	3112000	180/55 ZR 17 M/C (73W) TL	Angel GT II	2.50	2.90
Hornet 600 MY 2007 -	PC 41	600	2007		10	3111300	120/70 ZR 17 M/C (58W) TL	Angel GT II Fr.	3112000	180/55 ZR 17 M/C (73W) TL	Angel GT II	2.50	2.90
Hornet 600 MY 2007 -	PC 41	600	2007			2387600	120/70 ZR 17 M/C (58W) TL	Angel GT Fr.	2317600	180/55 ZR 17 M/C (73W) TL	Angel GT	2.50	2.90
Hornet 600 MY 2007 -	PC 41	600	2007		10	2906900	120/70 ZR 17 M/C (58W) TL	Diablo Rosso Corsa II Fr.	2907100	180/55 ZR 17 M/C (73W) TL	Diablo Rosso Corsa II	2.50	2.90
Hornet 600 MY 2007 -	PC 41	600	2007			2635200	120/70 ZR 17 M/C (58W) TL	Diablo Rosso III Fr.	2635500	180/55 ZR 17 M/C (73W) TL	Diablo Rosso III	2.50	2.90
Hornet 600 MY 2007 -	PC 41	600	2007			2291900	120/70 ZR 17 M/C (58W) TL	Diablo Rosso II K Fr.	2068500	180/55 ZR 17 M/C (73W) TL	Diablo Rosso II	2.50	2.90
Hornet 600 MY 2007 -	PC 41	600	2007			1868400	120/70 ZR 17 M/C (58W) TL	Angel ST Fr.	1868500	180/55 ZR 17 M/C (73W) TL	Angel ST	2.50	2.90
Hornet 900	SC 48	900	2002			3111300	120/70 ZR 17 M/C (58W) TL	Angel GT II Fr.	3112000	180/55 ZR 17 M/C (73W) TL	Angel GT II	2.50	2.90
Hornet 900	SC 48	900	2002			2906900	120/70 ZR 17 M/C (58W) TL	Diablo Rosso Corsa II Fr.	2907100	180/55 ZR 17 M/C (73W) TL	Diablo Rosso Corsa II	2.50	2.90
Hornet 900	SC 48	900	2002			2387600	120/70 ZR 17 M/C (58W) TL	Angel GT Fr.	2317600	180/55 ZR 17 M/C (73W) TL	Angel GT	2.50	2.90
Hornet 900	SC 48	900	2002			2635200	120/70 ZR 17 M/C (58W) TL	Diablo Rosso III Fr.	2635500	180/55 ZR 17 M/C (73W) TL	Diablo Rosso III	2.50	2.90
Hornet 900	SC 48	900	2002			2291900	120/70 ZR 17 M/C (58W) TL	Diablo Rosso II K Fr.	2068500	180/55 ZR 17 M/C (73W) TL	Diablo Rosso II	2.50	2.90
Hornet CB 600 F MY 1998 -	PC 34	600	1998			1429600	130/70 ZR 16 M/C (61W) TL	Diablo Fr.	1430000	180/55 ZR 17 M/C (73W) TL	Diablo	2.50	2.90
Hornet S (MY 2002)	PC 36	600	2002	2002		3111300	120/70 ZR 17 M/C (58W) TL	Angel GT II Fr.	3112000	180/55 ZR 17 M/C (73W) TL	Angel GT II	2.50	2.90
Hornet S (MY 2002)	PC 36	600	2002	2002		2906900	120/70 ZR 17 M/C (58W) TL	Diablo Rosso Corsa II Fr.	2907100	180/55 ZR 17 M/C (73W) TL	Diablo Rosso Corsa II	2.50	2.90
Hornet S (MY 2002)	PC 36	600	2002	2002		2387600	120/70 ZR 17 M/C (58W) TL	Angel GT Fr.	2317600	180/55 ZR 17 M/C (73W) TL	Angel GT	2.50	2.90
Hornet S (MY 2002)	PC 36	600	2002	2002		2635200	120/70 ZR 17 M/C (58W) TL	Diablo Rosso III Fr.	2635500	180/55 ZR 17 M/C (73W) TL	Diablo Rosso III	2.50	2.90
Hornet S (MY 2002)	PC 36	600	2002	2002		1734600	120/70 ZR 17 M/C (58W) TL	Diablo Rosso Corsa Fr.	1927700	180/55 ZR 17 M/C (73W) TL	Diablo Rosso Corsa	2.50	2.90
Hornet S (MY 2002)	PC 36	600	2002	2002		1429600	120/70 ZR 17 M/C (58W) TL	Diablo Fr.	1430000	180/55 ZR 17 M/C (73W) TL	Diablo	2.50	2.90
Hornet S (MY 2002)	PC 36	600	2002	2002		3111300	120/70 ZR 17 M/C (58W) TL	Angel GT II Fr.	3112000	180/55 ZR 17 M/C (73W) TL	Angel GT II	2.50	2.90
Hornet S (MY 2002)	PC 36	600	2002	2002		2906900	120/70 ZR 17 M/C (58W) TL	Diablo Rosso Corsa II Fr.	2907100	180/55 ZR 17 M/C (73W) TL	Diablo Rosso Corsa II	2.50	2.90
Hornet S (MY 2000 -	PC 34	600	2000	2000		1868400	120/70 ZR 17 M/C (58W) TL	Angel ST Fr.	1868500	180/55 ZR 17 M/C (73W) TL	Angel ST	2.50	2.90
Hornet S MY 2000 -	PC 34	600	2000	2000		3111300	120/70 ZR 17 M/C (58W) TL	Angel GT II Fr.	3112000	180/55 ZR 17 M/C (73W) TL	Angel GT II	2.50	2.90
Hornet S MY 2000 -	PC 34	600	2000	2000		2387600	120/70 ZR 17 M/C (58W) TL	Angel GT Fr.	2317600	180/55 ZR 17 M/C (73W) TL	Angel GT	2.50	2.90
Hornet S MY 2000 -	PC 34	600	2000	2000		2906900	120/70 ZR 17 M/C (58W) TL	Diablo Rosso Corsa II Fr.	2907100	180/55 ZR 17 M/C (73W) TL	Diablo Rosso Corsa II	2.50	2.90
Hornet S MY 2000 -	PC 34	600	2000	2000		2635200	120/70 ZR 17 M/C (58W) TL	Diablo Rosso III Fr.	2635500	180/55 ZR 17 M/C (73W) TL	Diablo Rosso III	2.50	2.90
Hornet S MY 2000 -	PC 34	600	2000	2000		1734600	120/70 ZR 17 M/C (58W) TL	Diablo Rosso Corsa Fr.	1927700	180/55 ZR 17 M/C (73W) TL	Diablo Rosso Corsa	2.50	2.90

HONDA (continued)

PC 34	600	2000					120/70 ZR 17 M/C (58W) TL	Diablo Rosso II K Fr.	2068500	180/55 ZR 17 M/C (73W) TL	Diablo Rosso II	2.50	2.90
Hornet; S MY 2000 -								Diablo Rosso II K Fr.			Diablo Rosso II		
PC 34	600	2000					120/70 ZR 17 M/C (58W) TL	Angel ST Fr.	1868500	180/55 ZR 17 M/C (73W) TL	Angel ST	2.50	2.90
Hornet; S MY 2000 -								Angel ST Fr.			Angel ST		
PC 34	600	2000					120/70 ZR 17 M/C (58W) TL	Diablo Fr.	1430000	180/55 ZR 17 M/C (73W) TL	Diablo	2.50	2.90
Hornet; S MY 2000 -								Diablo Fr.			Diablo		
MB 50	50						2.75 - 18 M/C 42P TL	City Demon Fr.	1546100	2.75 - 18 M/C 48P reinf.TL	City Demon	-	-
MB 80	80						2.75 - 18 M/C 42P TL	City Demon Fr.	1546100	2.75 - 18 M/C 48P reinf.TL	City Demon	-	-
MBX 80								City Demon Fr.			City Demon		
HC 04	80	1983				1985	2.75 - 18 M/C 42P TL	City Demon Fr.	3745300	3.00 - 18 M/C 52P reinf.TL	City Demon	-	-
MSX 125; A MY 2012 -	125	2012					120/70 - 12 51P TL	Angel Scooter Fr.	2771000	130/70 - 12 62P reinf.TL	Angel Scooter	2.00	2.00
MSX 125; A MY 2012 -	125	2012						Angel Scooter Fr.			Angel Scooter		
NC 700 D Integra	700	2012					120/70 - 12 58P reinf.TL	Diablo Rosso Scooter	2925500	130/70 - 12 62P reinf.TL	Diablo Rosso Scooter	2.00	2.00
NC 700 D Integra								Diablo Rosso Scooter			Diablo Rosso Scooter		
NC 700 D Integra	700	2012					120/70 ZR 17 M/C (58W) TL	Angel GT II Fr.	3111700	160/60 ZR 17 M/C (69W) TL	Angel GT II	2.50	2.90
NC 700 D Integra								Angel GT II Fr.			Angel GT II		
NC 700 D Integra	700	2012					120/70 ZR 17 M/C (58W) TL	Angel GT Fr.	2317400	160/60 ZR 17 M/C (69W) TL	Angel GT	2.50	2.90
NC 700 D Integra								Angel GT Fr.			Angel GT		
NC 700 S; SD	700	2012					120/70 ZR 17 M/C (58W) TL	Diablo Rosso III Fr.	2635400	160/60 ZR 17 M/C (69W) TL	Diablo Rosso III	2.50	2.90
NC 700 S; SD								Diablo Rosso III Fr.			Diablo Rosso III		
NC 700 D Integra	700	2012					120/70 ZR 17 M/C (58W) TL	Diablo Rosso II K Fr.	2070200	160/60 ZR 17 M/C (69W) TL	Diablo Rosso II	2.50	2.90
NC 700 D Integra								Diablo Rosso II K Fr.			Diablo Rosso II		
NC 700 S; SD	700	2012					120/70 ZR 17 M/C (58W) TL	Angel ST Fr.	1868800	160/60 ZR 17 M/C (69W) TL	Angel ST	2.50	2.90
NC 700 S; SD								Angel ST Fr.			Angel ST		
NC 700 S; SD	700	2012					120/70 ZR 17 M/C (58W) TL	Angel GT II Fr.	3111700	160/60 ZR 17 M/C (69W) TL	Angel GT II	2.50	2.90
NC 700 S; SD								Angel GT II Fr.			Angel GT II		
NC 700 S; SD	700	2012					120/70 ZR 17 M/C (58W) TL	Angel GT Fr.	2317400	160/60 ZR 17 M/C (69W) TL	Angel GT	2.50	2.90
NC 700 S; SD								Angel GT Fr.			Angel GT		
NC 700 S; SD	700	2012					120/70 ZR 17 M/C (58W) TL	Diablo Rosso Corsa II Fr.	2907000	160/60 ZR 17 M/C (69W) TL	Diablo Rosso Corsa II	2.50	2.90
NC 700 S; SD								Diablo Rosso Corsa II Fr.			Diablo Rosso Corsa II		
NC 700 S; SD	700	2012					120/70 ZR 17 M/C (58W) TL	Scorpion Trail II Fr.	2527200	160/60 ZR 17 M/C (69W) TL	Scorpion Trail II	2.50	2.90
NC 700 S; SD								Scorpion Trail II Fr.			Scorpion Trail II		
NC 700 X; XD	700	2012					120/70 ZR 17 M/C (58W) TL	Diablo Rosso III Fr.	2635400	160/60 ZR 17 M/C (69W) TL	Diablo Rosso III	2.50	2.90
NC 700 X; XD								Diablo Rosso III Fr.			Diablo Rosso III		
NC 700 X; XD	700	2012					120/70 ZR 17 M/C (58W) TL	Diablo Rosso II K Fr.	2070200	160/60 ZR 17 M/C (69W) TL	Diablo Rosso II	2.50	2.90
NC 700 X; XD								Diablo Rosso II K Fr.			Diablo Rosso II		
NC 700 X; XD	700	2012					120/70 ZR 17 M/C (58W) TL	Angel ST Fr.	1868800	160/60 ZR 17 M/C (69W) TL	Angel ST	2.50	2.90
NC 700 X; XD								Angel ST Fr.			Angel ST		
NC 700 X; XD	700	2012					120/70 ZR 17 M/C (58W) TL	Angel GT II Fr.	3111700	160/60 ZR 17 M/C (69W) TL	Angel GT II	2.50	2.90
NC 700 X; XD								Angel GT II Fr.			Angel GT II		
NC 750 D Integra	750	2014					120/70 ZR 17 M/C (58W) TL	Scorpion Trail II Fr.	2527200	160/60 ZR 17 M/C (69W) TL	Scorpion Trail II	2.50	2.90
NC 750 D Integra								Scorpion Trail II Fr.			Scorpion Trail II		
NC 750 D Integra	750	2014					120/70 ZR 17 M/C (58W) TL	Diablo Rosso Corsa II Fr.	2907000	160/60 ZR 17 M/C (69W) TL	Diablo Rosso Corsa II	2.50	2.90
NC 750 D Integra								Diablo Rosso Corsa II Fr.			Diablo Rosso Corsa II		
NC 750 D Integra	750	2014					120/70 ZR 17 M/C (58W) TL	Angel GT Fr.	2317400	160/60 ZR 17 M/C (69W) TL	Angel GT	2.50	2.90
NC 750 D Integra								Angel GT Fr.			Angel GT		
NC 750 D Integra	750	2014					120/70 ZR 17 M/C (58W) TL	Scorpion Trail II Fr.	2527200	160/60 ZR 17 M/C (69W) TL	Scorpion Trail II	2.50	2.90
NC 750 D Integra								Scorpion Trail II Fr.			Scorpion Trail II		
NC 750 D Integra	750	2014					120/70 ZR 17 M/C (58W) TL	Diablo Rosso III Fr.	2635400	160/60 ZR 17 M/C (69W) TL	Diablo Rosso III	2.50	2.90
NC 750 D Integra								Diablo Rosso III Fr.			Diablo Rosso III		
NC 750 D Integra	750	2014					120/70 ZR 17 M/C (58W) TL	Diablo Rosso II K Fr.	2070200	160/60 ZR 17 M/C (69W) TL	Diablo Rosso II	2.50	2.90
NC 750 D Integra								Diablo Rosso II K Fr.			Diablo Rosso II		
NC 750 D Integra	750	2016					120/70 ZR 17 M/C (58W) TL	Angel GT II Fr.	3111700	160/60 ZR 17 M/C (69W) TL	Angel GT II	2.50	2.90
NC 750 D Integra								Angel GT II Fr.			Angel GT II		
NC 750 D Integra	750	2016					120/70 ZR 17 M/C (58W) TL	Scorpion Trail II Fr.	2527200	160/60 ZR 17 M/C (69W) TL	Scorpion Trail II	2.50	2.90
NC 750 D Integra								Scorpion Trail II Fr.			Scorpion Trail II		
NC 750 D Integra	750	2016					120/70 ZR 17 M/C (58W) TL	Angel GT Fr.	2317400	160/60 ZR 17 M/C (69W) TL	Angel GT	2.50	2.90
NC 750 D Integra								Angel GT Fr.			Angel GT		
NC 750 D Integra	750	2016					120/70 ZR 17 M/C (58W) TL	Diablo Rosso Corsa II Fr.	2907000	160/60 ZR 17 M/C (69W) TL	Diablo Rosso Corsa II	2.50	2.90
NC 750 D Integra								Diablo Rosso Corsa II Fr.			Diablo Rosso Corsa II		
NC 750 D Integra	750	2016					120/70 ZR 17 M/C (58W) TL	Diablo Rosso III Fr.	2635400	160/60 ZR 17 M/C (69W) TL	Diablo Rosso III	2.50	2.90
NC 750 D Integra								Diablo Rosso III Fr.			Diablo Rosso III		
NC 750 J; MM4 Vultus	750	2014					120/70 ZR 18 M/C (59W) TL	Angel GT Fr.	2322000	200/50 ZR 17 M/C (75W) TL	Diablo Rosso II	2.25	2.50
NC 750 J; MM4 Vultus								Angel GT Fr.			Diablo Rosso II		
NC 750 J; Vultus	750	2016					120/70 ZR 18 M/C (59W) TL	Angel GT Fr.	2322000	200/50 ZR 17 M/C (75W) TL	Diablo Rosso II	2.25	2.50
NC 750 J; Vultus								Angel GT Fr.			Diablo Rosso II		
NC 750 SA; SD	750	2016					120/70 ZR 17 M/C (58W) TL	Angel GT II Fr.	3111700	160/60 ZR 17 M/C (69W) TL	Angel GT II	2.50	2.90
NC 750 SA; SD								Angel GT II Fr.			Angel GT II		
NC 750 SA; SD	750	2016					120/70 ZR 17 M/C (58W) TL	Angel GT Fr.	2317400	160/60 ZR 17 M/C (69W) TL	Angel GT	2.50	2.90
NC 750 SA; SD								Angel GT Fr.			Angel GT		
NC 750 SA; SD	750	2016					120/70 ZR 17 M/C (58W) TL	Scorpion Trail II Fr.	2527200	160/60 ZR 17 M/C (69W) TL	Scorpion Trail II	2.50	2.90
NC 750 SA; SD								Scorpion Trail II Fr.			Scorpion Trail II		
NC 750 SA; SD	750	2016					120/70 ZR 17 M/C (58W) TL	Diablo Rosso Corsa II Fr.	2907000	160/60 ZR 17 M/C (69W) TL	Diablo Rosso Corsa II	2.50	2.90
NC 750 SA; SD								Diablo Rosso Corsa II Fr.			Diablo Rosso Corsa II		
NC 750 SA; SD	750	2016					120/70 ZR 17 M/C (58W) TL	Diablo Rosso III Fr.	2635400	160/60 ZR 17 M/C (69W) TL	Diablo Rosso III	2.50	2.90
NC 750 SA; SD								Diablo Rosso III Fr.			Diablo Rosso III		
NC 750 SA; SD	750	2016					120/70 ZR 17 M/C (58W) TL	Angel GT II Fr.	3111700	160/60 ZR 17 M/C (69W) TL	Angel GT II	2.50	2.90
NC 750 SA; SD								Angel GT II Fr.			Angel GT II		
NC 750 SA; SD (all versions)	750	2014					120/70 ZR 17 M/C (58W) TL	Scorpion Trail II Fr.	2527200	160/60 ZR 17 M/C (69W) TL	Scorpion Trail II	2.50	2.90
NC 750 SA; SD (all versions)								Scorpion Trail II Fr.			Scorpion Trail II		
NC 750 SA; SD (all versions)	750	2014					120/70 ZR 17 M/C (58W) TL	Diablo Rosso Corsa II Fr.	2907000	160/60 ZR 17 M/C (69W) TL	Diablo Rosso Corsa II	2.50	2.90
NC 750 SA; SD (all versions)								Diablo Rosso Corsa II Fr.			Diablo Rosso Corsa II		
NC 750 SA; SD (all versions)	750	2014					120/70 ZR 17 M/C (58W) TL	Diablo Rosso III Fr.	2635400	160/60 ZR 17 M/C (69W) TL	Diablo Rosso III	2.50	2.90
NC 750 SA; SD (all versions)								Diablo Rosso III Fr.			Diablo Rosso III		
NC 750 SA; SD (all versions)	750	2014					120/70 ZR 17 M/C (58W) TL	Angel GT Fr.	2317400	160/60 ZR 17 M/C (69W) TL	Angel GT	2.50	2.90
NC 750 SA; SD (all versions)								Angel GT Fr.			Angel GT		
NC 750 SA; SD (all versions)	750	2014					120/70 ZR 17 M/C (58W) TL	Diablo Rosso III Fr.	2635400	160/60 ZR 17 M/C (69W) TL	Diablo Rosso III	2.50	2.90
NC 750 SA; SD (all versions)								Diablo Rosso III Fr.			Diablo Rosso III		
NC 750 SA; SD (all versions)	750	2014					120/70 ZR 17 M/C (58W) TL	Diablo Rosso II K Fr.	2070200	160/60 ZR 17 M/C (69W) TL	Diablo Rosso II	2.50	2.90
NC 750 SA; SD (all versions)								Diablo Rosso II K Fr.			Diablo Rosso II		
NC 750 X	750	2014					120/70 ZR 17 M/C (58W) TL	Angel GT II Fr.	3111700	160/60 ZR 17 M/C (69W) TL	Angel GT II	2.50	2.90

FITMENT MOTORCYCLE / 142

Footnotes see last page



MODEL	TYPE	CC	MY From	MY To	Footnotes	FRONT			REAR			Pressure	
						IP-Code	Dimension	Tread	IP-Code	Dimension	Tread	Front	Rear
HONDA (continued)													
NC 750 X	RC 72	750	2014			2526300	120/70 ZR 17 M/C (58W) TL	Scorpion Trail II Fr.	2527200	160/60 ZR 17 M/C (69W) TL	Scorpion Trail II	2.50	2.90
NC 750 X	RC 72	750	2014		10	2906900	120/70 ZR 17 M/C (58W) TL	Diablo Rosso Corsa II Fr.	2907000	160/60 ZR 17 M/C (69W) TL	Diablo Rosso Corsa II	2.50	2.90
NC 750 X	RC 72	750	2014			2387600	120/70 ZR 17 M/C (58W) TL	Angel GT Fr.	2317400	160/60 ZR 17 M/C (69W) TL	Angel GT	2.50	2.90
NC 750 X	RC 72	750	2014			2635200	120/70 ZR 17 M/C (58W) TL	Diablo Rosso III Fr.	2635400	160/60 ZR 17 M/C (69W) TL	Diablo Rosso III	2.50	2.90
NC 750 X	RC 72	750	2014			2291900	120/70 ZR 17 M/C (58W) TL	Diablo Rosso II K Fr.	2070200	160/60 ZR 17 M/C (69W) TL	Diablo Rosso II	2.50	2.90
NC 750 X; XA; XD	RC 90	750	2016		10	3111300	120/70 ZR 17 M/C (58W) TL	Angel GT II Fr.	3111700	160/60 ZR 17 M/C (69W) TL	Angel GT II	2.50	2.90
NC 750 X; XA; XD	RC 90	750	2016			2526300	120/70 ZR 17 M/C (58W) TL	Scorpion Trail II Fr.	2527200	160/60 ZR 17 M/C (69W) TL	Scorpion Trail II	2.50	2.90
NC 750 X; XA; XD	RC 90	750	2016			2387600	120/70 ZR 17 M/C (58W) TL	Angel GT Fr.	2317400	160/60 ZR 17 M/C (69W) TL	Angel GT	2.50	2.90
NC 750 X; XA; XD	RC 90	750	2016		10	2906900	120/70 ZR 17 M/C (58W) TL	Diablo Rosso Corsa II Fr.	2907000	160/60 ZR 17 M/C (69W) TL	Diablo Rosso Corsa II	2.50	2.90
NC 750 X; XA; XD	RC 90	750	2016			2635200	120/70 ZR 17 M/C (58W) TL	Diablo Rosso III Fr.	2635400	160/60 ZR 17 M/C (69W) TL	Diablo Rosso III	2.50	2.90
NH 125 Lead	JF 01	125			23	2903000	3.50 - 10 59J reinf. TL	Angel Scooter	2903000	3.50 - 10 59J reinf. TL	Angel Scooter	1.80	2.50
NH 50 Lead	HF 01	50			23	2903000	3.50 - 10 59J reinf. TL	Angel Scooter	2903000	3.50 - 10 59J reinf. TL	Angel Scooter	1.80	2.30
NH 80 Lead	HF 01	80			23	2903000	3.50 - 10 59J reinf. TL	Angel Scooter	2903000	3.50 - 10 59J reinf. TL	Angel Scooter	1.80	2.30
NS S300 FORZA	NF 04	300	2013				120/70 - 14 M/C 55P TL	Angel Scooter Fr.	2902100	140/70 - 13 M/C 61P TL	Angel Scooter	1.75	2.25
NS-1 75	DC 03	75	1995				90/80 - 17 M/C 46S TL	Angel City	2580900	100/80 - 17 M/C 52S TL	Angel City	2.00	2.25
NSC 110 Vision	JF 31	125	2011		10	3132200	80/90 - 14 M/C 40S TL	Angel Scooter	3132300	90/90 - 14 M/C 46S TL	Angel Scooter	2.00	2.25
NSC 110 / MPD Vision	JF 53	125	2013		10	3132200	80/90 - 14 M/C 40S TL	Angel Scooter	3132300	90/90 - 14 M/C 46S TL	Angel Scooter	2.00	2.25
NSR 125 R	JC 22	125	1999				100/80 - 17 M/C 52H TL	Sport Demon Fr.	2589500	130/70 - 17 M/C 62H TL	Sport Demon	2.00	2.25
NSR 125 R	JC 22	125	1999				100/80 - 17 M/C 52S TL	Angel City Fr.	3243400	130/70 - 17 M/C 62S TL	Angel City	2.00	2.25
NT 650V Deauville	RC 47	650	1998		10	3111300	120/70 ZR 17 M/C (58W) TL	Angel GT II Fr.	3111600	150/70 ZR 17 M/C (69W) TL	Angel GT II	2.50	2.90
NT 700 V Deauville; ABS	RC 52; RC 59	700	2006		10	3111300	120/70 ZR 17 M/C (58W) TL	Angel GT II Fr.	3111600	150/70 ZR 17 M/C (69W) TL	Angel GT II	2.50	2.90
NTV 650	RC 33	650	1990				110/80 - 17 M/C 57H TL	Sport Demon Fr.	1343300	150/70 - 17 M/C 69H TL	Sport Demon	2.30	2.30
NX 650 Dominator	RD 02	650	1991	1994			90/90 - 21 M/C 54S TT	Scorpion Trail Fr.	1726700	120/90 - 17 M/C 64S TT	Scorpion Trail	1.50	2.00
NX 650 Dominator	RD 02	650	1991	1994			90/90 - 21 M/C 54S TT	MT 90 Front A/T	1004300	120/90 - 17 M/C 64S TT	MT 90 A/T	1.50	2.00
NX 650 Dominator	RD 08	650	1995				90/90 - 21 M/C 54S TT	MT 90 Front A/T	1004300	120/90 - 17 M/C 64S TT	MT 90 A/T	1.50	2.00
NX 650 Dominator	RD 08	650	1995				90/90 - 21 M/C 54S TT	Scorpion Trail Fr.	1726700	120/90 - 17 M/C 64S TT	Scorpion Trail	1.50	2.00
NX 650 Dominator	RD 08	650	1995				90/90 - 21 M/C 54H TL	MT 60 Fr.	0947500	120/90 - 17 M/C 64S TT	MT 60	1.50	2.00
PA 50; Camino	PA; PA 50; PA50T	50					2 1/4 - 17 39J reinf.	ML 12	0244300	2 1/4 - 17 39J reinf.	ML 12	-	-
Pantheon 125	JF 12	125	2003				110/90 - 13 M/C 56P TL	Angel Scooter Fr.	2771000	130/70 - 12 62P reinf. TL	Angel Scooter	-	-
PCX 125	JF 28	125	2010		10	3132300	90/90 - 14 M/C 46S TL	Angel Scooter	3445700	100/90 - 14 M/C 57P reinf. TL	Angel Scooter	2.00	2.50
PCX 125	JF 28	125	2010				90/90 - 14 M/C 46P TL	Diablo Scooter Fr.	1907300	100/90 - 14 M/C 57P reinf. TL	Diablo Scooter	2.00	2.50
PCX 125	JF 47	125	2013		10	3132300	90/90 - 14 M/C 46S TL	Angel Scooter	3445700	100/90 - 14 M/C 57P reinf. TL	Angel Scooter	2.00	2.50
PCX 125	JF 47	125	2013				90/90 - 14 M/C 46P TL	Diablo Scooter Fr.	1907300	100/90 - 14 M/C 57P reinf. TL	Diablo Scooter	2.00	2.50
PCX 125	JF 57	125	2015		10	3132300	90/90 - 14 M/C 46S TL	Angel Scooter	3445700	100/90 - 14 M/C 57P reinf. TL	Angel Scooter	2.00	2.50
PCX 125	JF 57	125	2015				90/90 - 14 M/C 46P TL	Diablo Scooter Fr.	1907300	100/90 - 14 M/C 57P reinf. TL	Diablo Scooter	2.00	2.50
PK 50 Wallaroo	AB 25	50					2 1/2 - 16 42J reinf.	ML 75	0947600	2 1/2 - 16 42J reinf.	ML 75	-	-
PK 50 Wallaroo	AB 25	50					2 1/2 - 16 42J reinf.	ML 12	0244100	2 1/2 - 16 42J reinf.	ML 12	-	-
PS 125 I	JF 17	125	2006				110/90 - 13 M/C 56P TL	Angel Scooter Fr.	2771200	130/70 - 13 M/C 63P reinf. TL	Angel Scooter	-	-
RC 213V-S	SC 75	1000	2016				120/70 ZR 17 M/C (58W) TL	Diablo Supercorsa SP Fr.	2304500	190/55 ZR 17 M/C (75W) TL	Diablo Supercorsa SP	2.50	2.90
RC 213V-S	SC 75	1000	2016				120/70 ZR 17 M/C (58W) TL	Diablo Rosso Corsa II Fr.	2907400	190/55 ZR 17 M/C (75W) TL	Diablo Rosso Corsa II	2.50	2.90
RC 213V-S	SC 75	1000	2016		10	2812600	120/70 ZR 17 M/C (58W) V3 TL	Diablo Supercorsa SP Fr.	31115100	190/55 ZR 17 M/C (75W) V3 TL	Diablo Supercorsa SP	2.50	2.90
RC 213V-S	SC 75	1000	2016				120/70 ZR 17 M/C (58W) TL	Diablo Rosso III Fr.	2635800	190/55 ZR 17 M/C (75W) TL	Diablo Rosso III	2.50	2.90
RFV 750 R	RC 45	750	1994		10	1429600	130/70 ZR 16 M/C (61W) TL	Diablo Fr.	1429700	190/50 ZR 17 M/C (73W) TL	Diablo	2.50	2.90
SA 50 Vision	AF 29	50			23	2903000	3.50 - 10 59J reinf. TL	Angel Scooter	2903000	3.50 - 10 59J reinf. TL	Angel Scooter	1.80	2.30
SFX 50	AF 37A	50	1997				100/80 - 10 53L TL	SL 38 UNICO	2583700	100/80 - 10 53L TL	SL 38 UNICO	1.40	2.20
SFX 50	AF 37A	50	1997				100/80 - 10 53J TL	SL 26	0531800	100/80 - 10 53J TL	SL 26	1.40	2.20
SFX 50; Repsol	AF 37	50	1996				90/90 - 10 50J TL	Angel Scooter	2902900	90/90 - 10 50J TL	Angel Scooter	1.50	2.30
SGX 50 Sky	AF 43	50	1998				2 1/2 - 16 42J reinf.	ML 75	0947700	2 3/4 - 16 46J reinf.	ML 75	-	-

HONDA (continued)

SGX 50 Sky	AF 43	50	1998					0244100	2 1/2 - 16 42J reinf.	ML 12	0947700	2 3/4 - 16 46J reinf.	ML 75	-
SH 125	JF 09	125	2001				2770600	100/80 - 16 M/C 50P TL	100/80 - 16 M/C 50P TL	Angel Scooter Fr.	2772000	120/80 - 16 M/C 60P TL	Angel Scooter	1.75
SH 125 AD	JF 41	125	2013				2770600	100/80 - 16 M/C 50P TL	100/80 - 16 M/C 50P TL	Angel Scooter Fr.	2772000	120/80 - 16 M/C 60P TL	Angel Scooter	1.75
SH 125 D, AD MY 2017 -	JF 68	125	2017				2770600	100/80 - 16 M/C 50P TL	100/80 - 16 M/C 50P TL	Angel Scooter Fr.	2772000	120/80 - 16 M/C 60P TL	Angel Scooter	1.75
SH 125; i	JF 14	125	2005				2770600	100/80 - 16 M/C 50P TL	100/80 - 16 M/C 50P TL	Angel Scooter Fr.	2772000	120/80 - 16 M/C 60P TL	Angel Scooter	1.75
SH 125i	JF 23	125	2010				2770600	100/80 - 16 M/C 50P TL	100/80 - 16 M/C 50P TL	Angel Scooter Fr.	2772000	120/80 - 16 M/C 60P TL	Angel Scooter	1.75
SH 150	KF 04	150	2003				2770600	100/80 - 16 M/C 50P TL	100/80 - 16 M/C 50P TL	Angel Scooter Fr.	2772000	120/80 - 16 M/C 60P TL	Angel Scooter	1.75
SH 150 AD (all versions)	KF 13; KF 23	150	2014				2770600	100/80 - 16 M/C 50P TL	100/80 - 16 M/C 50P TL	Angel Scooter Fr.	2772000	120/80 - 16 M/C 60P TL	Angel Scooter	1.75
SH 300 A MY 2016 -	NF 05	300	2016				2770800	110/70 - 16 M/C 52S TL	110/70 - 16 M/C 52S TL	Angel Scooter Fr.	2772200	130/70 R 16 M/C 61S TL	Angel Scooter	2.00
SH 300 A; AS MY 2019 -	NF 05	125	2019				2770800	110/70 - 16 M/C 52S TL	110/70 - 16 M/C 52S TL	Angel Scooter Fr.	2772200	130/70 R 16 M/C 61S TL	Angel Scooter	2.00
SH 300; A MY 2007 - 2010	NF 02	300	2007	2010			2770700	110/70 - 16 M/C 52P TL	110/70 - 16 M/C 52P TL	Angel Scooter	2772100	130/70 - 16 M/C 61P TL	Angel Scooter	2.00
SH 300; A MY 2007 - 2010	NF 02	300	2007	2010			1622500	110/70 - 16 M/C 52P TL	110/70 - 16 M/C 52P TL	Sport Demon Fr.	2589400	130/70 - 16 M/C 61P TL	Sport Demon	2.00
SH 300; i / A MY 2011 - 2015	NF 02	300	2011	2015			2770800	110/70 - 16 M/C 52S TL	110/70 - 16 M/C 52S TL	Angel Scooter Fr.	2772200	130/70 R 16 M/C 61S TL	Angel Scooter	2.00
SH 50	AF 40	50	1998	1998			0947600	2 1/2 - 16 42J reinf.	2 1/2 - 16 42J reinf.	ML 75	0947700	2 3/4 - 16 46J reinf.	ML 75	-
SH 50	AF 40	50	1998	1998			0244100	2 1/2 - 16 42J reinf.	2 1/2 - 16 42J reinf.	ML 12	0947700	2 3/4 - 16 46J reinf.	ML 75	-
SH 50 Scoopy	SH 50	50					0947600	2 1/2 - 16 42J reinf.	2 1/2 - 16 42J reinf.	ML 75	0947600	2 1/2 - 16 42J reinf.	ML 75	-
SH 50 Scoopy	SH 50	50					0244100	2 1/2 - 16 42J reinf.	2 1/2 - 16 42J reinf.	ML 12	0244100	2 1/2 - 16 42J reinf.	ML 12	-
Silver Wing	PF 01	600	2001				2768700	120/80 - 14 M/C 58S TL	120/80 - 14 M/C 58S TL	Diablo Rosso Scooter Fr.	2769100	150/70 - 13 M/C 64S TL	Diablo Rosso Scooter	2.00
Silver Wing	PF 01	600	2001				2590200	120/80 - 14 M/C 58S TL	120/80 - 14 M/C 58S TL	Diablo Scooter Fr.	2769100	150/70 - 13 M/C 64S TL	Diablo Rosso Scooter	2.00
SJ 100 EX Bali	HF 07	100					2903100	100/90 - 10 56J TL	100/90 - 10 56J TL	Angel Scooter	2903100	100/90 - 10 56J TL	Angel Scooter	1.50
SJ 50 Bali	AF 32	50					2903100	100/90 - 10 56J TL	100/90 - 10 56J TL	Angel Scooter	2903100	100/90 - 10 56J TL	Angel Scooter	1.80
SLR 650	RD 09	650	1997			23	0282200	100/90 - 19 M/C 57H TL	100/90 - 19 M/C 57H TL	MT 60 Fr.	0947500	120/90 - 17 M/C 64S TT	MT 60	1.50
SRX 50	AF 42	50					2903100	100/90 - 10 56J TL	100/90 - 10 56J TL	Angel Scooter	2903100	100/90 - 10 56J TL	Angel Scooter	1.40
SRX 90 Shadow	HF 09	90	1999			23	2903100	100/90 - 10 56J TL	100/90 - 10 56J TL	Angel Scooter	2903100	100/90 - 10 56J TL	Angel Scooter	-
ST 50 DAX	AB 23; ST 50; G	50				23	2903000	3.50 - 10 59J reinf. TL	3.50 - 10 59J reinf. TL	Angel Scooter	2903000	3.50 - 10 59J reinf. TL	Angel Scooter	1.80
ST 70 DAX	ST 70	70	1972			23	2903000	3.50 - 10 59J reinf. TL	3.50 - 10 59J reinf. TL	Angel Scooter	2903000	3.50 - 10 59J reinf. TL	Angel Scooter	1.80
Supermotard XR 125 SM		125					2702200	110/70 - 17 M/C 54S TL	110/70 - 17 M/C 54S TL	Angel City	3243400	130/70 - 17 M/C 62S TL	Angel City	-
Supermotard XR 125 SM		125					2046800	110/70 - 17 M/C 54H TL	110/70 - 17 M/C 54H TL	Sport Demon Fr.	2589500	130/70 - 17 M/C 62H TL	Sport Demon	-
Supermotard XR 250 SM		250					2635100	120/60 ZR 17 M/C (55W) TL	120/60 ZR 17 M/C (55W) TL	Diablo Rosso III Fr.	2635300	150/60 ZR 17 M/C 66W TL	Diablo Rosso III	-
Supermotard XR 250 SM		250					2070000	120/60 ZR 17 M/C (55W) TL	120/60 ZR 17 M/C (55W) TL	Diablo Rosso II Fr.	2070100	150/60 ZR 17 M/C 66W TL	Diablo Rosso II	-
SW - T 400; ABS	NF 03	400	2009				2768700	120/80 - 14 M/C 58S TL	120/80 - 14 M/C 58S TL	Diablo Rosso Scooter Fr.	2769100	150/70 - 13 M/C 64S TL	Diablo Rosso Scooter	2.00
S-Wing	JF 12	125	2007				2770000	110/90 - 13 M/C 58P TL	110/90 - 13 M/C 58P TL	Angel Scooter Fr.	2771000	130/70 - 12 62P reinf. TL	Angel Scooter	1.75
Varadero 1000 MY 1999 - 2000	SD 01	1000	1999	2000			2526500	110/80 R 19 M/C 59V TL	110/80 R 19 M/C 59V TL	Scorpion Trail II Fr.	2527100	150/70 R 17 M/C 69V TL	Scorpion Trail II	2.50
Varadero 1000 MY 1999 - 2000	SD 01	1000	1999	2000			2865100	110/80 R 19 M/C 59V M+S TL	110/80 R 19 M/C 59V M+S TL	Scorpion Rally STR Fr.	2865200	150/70 R 17 M/C 69V M+S TL	Scorpion Rally STR	2.50
Varadero 1000 MY 1999 - 2000	SD 01	1000	1999	2000		14	2490900	110/80 R 19 M/C 59V TL	110/80 R 19 M/C 59V TL	Angel GT Fr. ab DOT 2815	2491000	150/70 R 17 M/C 69V TL	Angel GT ab DOT 2815	2.50
Varadero 1000 MY 1999 - 2000	SD 01	1000	1999	2000		10	2068200	110/80 - 19 M/C 59R M+S TL	110/80 - 19 M/C 59R M+S TL	Scorpion Rally Fr.	2068300	150/70 - 17 M/C 69R M+S TL	Scorpion Rally	2.50
Varadero 1000 MY 1999 - 2000	SD 01	1000	1999	2000			1916800	110/80 R 19 M/C 59V TL	110/80 R 19 M/C 59V TL	Scorpion Trail H Fr.	1942400	150/70 R 17 M/C 69V TL	Scorpion Trail H	2.50
Varadero 1000 MY 2001 - 2002	SD 02	1000	2001	2002			2526500	110/80 R 19 M/C 59V TL	110/80 R 19 M/C 59V TL	Scorpion Trail II Fr.	2527100	150/70 R 17 M/C 69V TL	Scorpion Trail II	2.50
Varadero 1000 MY 2001 - 2002	SD 02	1000	2001	2002		14	2490900	110/80 R 19 M/C 59V TL	110/80 R 19 M/C 59V TL	Angel GT Fr. ab DOT 2815	2491000	150/70 R 17 M/C 69V TL	Angel GT ab DOT 2815	2.50
Varadero 1000 MY 2001 - 2002	SD 02	1000	2001	2002			2865100	110/80 R 19 M/C 59V M+S TL	110/80 R 19 M/C 59V M+S TL	Scorpion Rally STR Fr.	2865200	150/70 R 17 M/C 69V M+S TL	Scorpion Rally STR	2.50
Varadero 1000 MY 2001 - 2002	SD 02	1000	2001	2002		10	2068200	110/80 - 19 M/C 59R M+S TL	110/80 - 19 M/C 59R M+S TL	Scorpion Rally Fr.	2068300	150/70 - 17 M/C 69R M+S TL	Scorpion Rally	2.50
Varadero 1000 MY 2001 - 2002	SD 02	1000	2001	2002			1916800	110/80 R 19 M/C 59V TL	110/80 R 19 M/C 59V TL	Scorpion Trail H Fr.	1942400	150/70 R 17 M/C 69V TL	Scorpion Trail H	2.50
Varadero 1000; ABS MY 2003 -	SD 02	1000	2003			14	2490900	110/80 R 19 M/C 59V TL	110/80 R 19 M/C 59V TL	Angel GT Fr. ab DOT 2815	2491000	150/70 R 17 M/C 69V TL	Angel GT ab DOT 2815	2.50
Varadero 1000; ABS MY 2003 -	SD 02	1000	2003				2865100	110/80 R 19 M/C 59V M+S TL	110/80 R 19 M/C 59V M+S TL	Scorpion Rally STR Fr.	2865200	150/70 R 17 M/C 69V M+S TL	Scorpion Rally STR	2.50
Varadero 1000; ABS MY 2003 -	SD 02	1000	2003				2526500	110/80 R 19 M/C 59V TL	110/80 R 19 M/C 59V TL	Scorpion Trail II Fr.	2527100	150/70 R 17 M/C 69V TL	Scorpion Trail II	2.50
Varadero 1000; ABS MY 2003 -	SD 02	1000	2003			10	2068200	110/80 - 19 M/C 59R M+S TL	110/80 - 19 M/C 59R M+S TL	Scorpion Rally Fr.	2068300	150/70 - 17 M/C 69R M+S TL	Scorpion Rally	2.50
Varadero 1000; ABS MY 2003 -	SD 02	1000	2003				1916800	110/80 R 19 M/C 59V TL	110/80 R 19 M/C 59V TL	Scorpion Trail H Fr.	1942400	150/70 R 17 M/C 69V TL	Scorpion Trail H	2.50
Varadero XL 1000 V (all versions)	SD 03	1000	2010				2526500	110/80 R 19 M/C 59V TL	110/80 R 19 M/C 59V TL	Scorpion Trail II Fr.	2527100	150/70 R 17 M/C 69V TL	Scorpion Trail II	2.50
Varadero XL 1000 V (all versions)	SD 03	1000	2010				2490900	110/80 R 19 M/C 59V TL	110/80 R 19 M/C 59V TL	Angel GT Fr. ab DOT 2815	2491000	150/70 R 17 M/C 69V TL	Angel GT ab DOT 2815	2.50
Varadero XL 1000 V (all versions)	SD 03	1000	2010				2865100	110/80 R 19 M/C 59V M+S TL	110/80 R 19 M/C 59V M+S TL	Scorpion Rally STR Fr.	2865200	150/70 R 17 M/C 69V M+S TL	Scorpion Rally STR	2.50
Varadero XL 1000 V (all versions)	SD 03	1000	2010				1916800	110/80 R 19 M/C 59V TL	110/80 R 19 M/C 59V TL	Scorpion Trail H Fr.	1942400	150/70 R 17 M/C 69V TL	Scorpion Trail H	2.50
VF 1000 F	SC 15	1000					1447800	120/80 V 16 M/C (60V) TL	120/80 V 16 M/C (60V) TL	Sport Demon Fr.	1342600	140/80 VB 17 M/C (69V) TL	Sport Demon	2.50



MODEL	TYPE	CC	MY From	MY To	Footnotes	FRONT		REAR		Tread	IP-Code	Dimension	Tread	IP-Code	Dimension	Tread	Pressure Front	Pressure Rear
						IP-Code	Dimension	IP-Code	Dimension									
HONDA (continued)																		
VF 1000 R	SC 16	1000				1447800	120/80 V 16 M/C (60V) TL			Sport Demon Fr.		1342600	140/80 VB 17 M/C (69V) TL			Sport Demon	2.50	2.50
VF 500 F; F2	PC 12	500				1403100	100/90 - 16 M/C 54H TL			Sport Demon Fr.		1404500	110/90 - 18 M/C 61H TL			Sport Demon	2.30	2.50
VF 750 C	RC 09	750				1404400	110/90 - 18 M/C 61V TL			Sport Demon Fr.		1403600	130/90 - 16 M/C 67V TL			Sport Demon	2.30	2.50
VF 750 F	RC 15	750	1983	1986		1447800	120/80 V 16 M/C (60V) TL			Sport Demon Fr.		1404800	130/80 - 18 M/C 66V TL			Sport Demon	2.30	2.50
VF 750 S	RC 07	750	1982	1983		27	110/90 - 18 M/C 61V TL			Sport Demon Fr.		1403900	130/90 - 17 M/C 68V TL			Sport Demon	2.30	2.80
VFR 1200 F	SC 63	1200	2010	2010		10	1311300	120/70 ZR 17 M/C (58W) TL		Angel GT II Fr.		3112400	190/55 ZR 17 M/C (75W) TL			Angel GT II	2.50	2.90
VFR 1200 F	SC 63	1200	2010	2010			2387600	120/70 ZR 17 M/C (58W) TL		Angel GT Fr.		2361600	190/55 ZR 17 M/C (75W) TL			Angel GT A	2.50	2.90
VFR 1200 F	SC 63	1200	2010	2010			1868400	120/70 ZR 17 M/C (58W) TL		Angel ST Fr.		2068800	190/55 ZR 17 M/C (75W) TL			Angel ST	2.50	2.90
VFR 1200 X; XD; XDL Crosstourer	SC 70	1200	2012	2012			2865100	110/80 R 19 M/C 59V M+S TL		Scorpion Rally STR Fr.		2865200	150/70 R 17 M/C 69V M+S TL			Scorpion Rally STR	2.50	2.90
VFR 1200 X; XD; XDL Crosstourer	SC 70	1200	2012	2012			2526500	110/80 R 19 M/C 59V TL		Scorpion Trail II Fr.		2527100	150/70 R 17 M/C 69V TL			Scorpion Trail II	2.50	2.90
VFR 1200 X; XD; XDL Crosstourer	SC 70	1200	2012	2012			2490900	110/80 R 19 M/C 59V TL		Angel GT Fr. ab DOT 2815		2491000	150/70 R 17 M/C 69V TL			Angel GT ab DOT 2815	2.50	2.90
VFR 1200 X; XL; XD; XLD Crosstourer	SC 76	1200	2016	2016			2490900	110/80 R 19 M/C 59V TL		Angel GT Fr. ab DOT 2815		2491000	150/70 R 17 M/C 69V TL			Angel GT ab DOT 2815	2.50	2.90
VFR 1200 X; XL; XD; XLD Crosstourer	SC 76	1200	2016	2016			2865100	110/80 R 19 M/C 59V M+S TL		Scorpion Rally STR Fr.		2865200	150/70 R 17 M/C 69V M+S TL			Scorpion Rally STR	2.50	2.90
VFR 1200 X; XL; XD; XLD Crosstourer	SC 76	1200	2016	2016			2526500	110/80 R 19 M/C 59V TL		Scorpion Trail II Fr.		2527100	150/70 R 17 M/C 69V TL			Scorpion Trail II	2.50	2.90
VFR 750 F MY 1990 - 1993	RC 36	750	1990	1993		10	3111300	120/70 ZR 17 M/C (58W) TL		Angel GT II Fr.		3111900	170/60 ZR 17 M/C (72W) TL			Angel GT II	2.50	2.90
VFR 750 F MY 1990 - 1993	RC 36	750	1990	1993			2387600	120/70 ZR 17 M/C (58W) TL		Angel GT Fr.		2317500	170/60 ZR 17 M/C (72W) TL			Angel GT	2.50	2.90
VFR 750 F MY 1990 - 1993	RC 36	750	1990	1993			2291900	120/70 ZR 17 M/C (58W) TL		Diablo Rosso II K Fr.		2070300	170/60 ZR 17 M/C (72W) TL			Diablo Rosso II	2.50	2.90
VFR 750 F MY 1994 - 1997	RC 36	750	1994	1997		10	3111300	120/70 ZR 17 M/C (58W) TL		Angel GT II Fr.		3111900	170/60 ZR 17 M/C (72W) TL			Angel GT II	2.50	2.90
VFR 750 F MY 1994 - 1997	RC 36	750	1994	1997			2387600	120/70 ZR 17 M/C (58W) TL		Angel GT Fr.		2317500	170/60 ZR 17 M/C (72W) TL			Angel GT	2.50	2.90
VFR 750 F MY 1994 - 1997	RC 36	750	1994	1997			2291900	120/70 ZR 17 M/C (58W) TL		Diablo Rosso II K Fr.		2070300	170/60 ZR 17 M/C (72W) TL			Diablo Rosso II	2.50	2.90
VFR 750 F MY 1994 - 1997	RC 36	750	1994	1997			2291900	120/70 ZR 17 M/C (58W) TL		Angel GT II Fr.		3112000	180/55 ZR 17 M/C (73W) TL			Angel GT II	2.50	2.90
VFR 800 MY 1998 - 2001	RC 46	800	1998	2001		10	3111300	120/70 ZR 17 M/C (58W) TL		Angel GT II Fr.		3112000	180/55 ZR 17 M/C (73W) TL			Angel GT II	2.50	2.90
VFR 800 MY 1998 - 2001	RC 46	800	1998	2001			2387600	120/70 ZR 17 M/C (58W) TL		Angel GT Fr.		2321200	180/55 ZR 17 M/C (73W) TL			Angel GT A	2.50	2.90
VFR 800 MY 1998 - 2001	RC 46	800	1998	2001		10	2906900	120/70 ZR 17 M/C (58W) TL		Diablo Rosso Corsa II Fr.		2907100	180/55 ZR 17 M/C (73W) TL			Diablo Rosso Corsa II	2.50	2.90
VFR 800 MY 1998 - 2001	RC 46	800	1998	2001			2635200	120/70 ZR 17 M/C (58W) TL		Diablo Rosso III Fr.		2835500	180/55 ZR 17 M/C (73W) TL			Diablo Rosso III	2.50	2.90
VFR 800 MY 1998 - 2001	RC 46	800	1998	2001			1430700	120/70 ZR 17 M/C (58W) TL		Diablo Rosso III Fr.		1430000	180/55 ZR 17 M/C (73W) TL			Diablo Rosso III	2.50	2.90
VFR 800 MY 1998 - 2001	RC 46	800	1998	2001			2291900	120/70 ZR 17 M/C (58W) TL		Diablo Rosso II K Fr.		2068500	180/55 ZR 17 M/C (73W) TL			Diablo Rosso II	2.50	2.90
VFR 800 F MY 2014 -	RC 79; RC 93	800	2014	2014		10	3111300	120/70 ZR 17 M/C (58W) TL		Angel GT II Fr.		3112000	180/55 ZR 17 M/C (73W) TL			Angel GT II	2.50	2.90
VFR 800 F MY 2014 -	RC 79; RC 93	800	2014	2014		10	2906900	120/70 ZR 17 M/C (58W) TL		Diablo Rosso Corsa II Fr.		2907100	180/55 ZR 17 M/C (73W) TL			Diablo Rosso Corsa II	2.50	2.90
VFR 800 F MY 2014 -	RC 79; RC 93	800	2014	2014			2387600	120/70 ZR 17 M/C (58W) TL		Angel GT Fr.		2321200	180/55 ZR 17 M/C (73W) TL			Angel GT A	2.50	2.90
VFR 800 X Crossrunner	RC 80; RC 94	800	2015	2015		10	3111300	120/70 ZR 17 M/C (58W) TL		Angel GT II Fr.		3112000	180/55 ZR 17 M/C (73W) TL			Angel GT II	2.50	2.90
VFR 800 X Crossrunner	RC 80; RC 94	800	2015	2015			2387600	120/70 ZR 17 M/C (58W) TL		Angel GT Fr.		2317600	180/55 ZR 17 M/C (73W) TL			Angel GT II	2.50	2.90
VFR 800 X Crossrunner	RC 80; RC 94	800	2015	2015			2526300	120/70 ZR 17 M/C (58W) TL		Scorpion Trail II Fr.		2527400	180/55 ZR 17 M/C (73W) TL			Scorpion Trail II	2.50	2.90
VFR 800 X Crossrunner	RC 80; RC 94	800	2015	2015			2635200	120/70 ZR 17 M/C (58W) TL		Diablo Rosso III Fr.		2635500	180/55 ZR 17 M/C (73W) TL			Diablo Rosso III	2.50	2.90
VFR 800 X Crossrunner	RC 80; RC 94	800	2015	2015			2636000	120/70 ZR 17 M/C (58W) TL		MT 60 RS Fr.		2636100	180/55 ZR 17 M/C (73W) TL			MT 60 RS	2.50	2.90
VFR 800; ABS MY 2002 -	RC 46	800	2002	2002		10	3111300	120/70 ZR 17 M/C (58W) TL		Angel GT II Fr.		3112000	180/55 ZR 17 M/C (73W) TL			Angel GT II	2.50	2.90
VFR 800; ABS MY 2002 -	RC 46	800	2002	2002			2387600	120/70 ZR 17 M/C (58W) TL		Angel GT Fr.		2321200	180/55 ZR 17 M/C (73W) TL			Angel GT A	2.50	2.90
VT 1100 C	SC 23	1100	1995	1995			0760800	110/90 - 19 M/C 62H TL		Night Dragon Fr.		2592500	170/80 B 15 M/C 77H TL			Night Dragon GT	2.30	2.80
VT 1100 C	SC 23	1100	1995	1995			0760800	110/90 - 19 M/C 62H TL		MT 66 Fr.		0760900	170/80 - 15 M/C 77H TL			MT 66	2.30	2.80
VT 1100 C3 Shadow AERO	SC 39	1100	1998	1998		23	2211700	140/80 - 17 M/C 69H TL		Night Dragon Fr.		2592500	170/80 B 15 M/C 77H TL			Night Dragon GT	2.00	2.80
VT 125 C Shadow MY 1999 -	JC 29	125	1999	1999		26	2581000	100/90 - 17 M/C 55S TL		Angel City		1545600	130/90 - 15 M/C 66S TL			City Demon	2.00	2.00
VT 1300 CX	SC 61	1300	2010	2010			1815300	90/90 - 21 M/C 54H TL		Night Dragon Fr.		3440600	200/50 R 18 M/C 82H reinf.TL			Night Dragon GT	2.30	2.80
VT 500 E	PC 11	500	1983	1983			1419700	100/90 - 18 M/C 56H TL		Sport Demon Fr.		1404600	120/80 - 18 M/C 62H TL			Sport Demon	2.00	2.30
VT 600 C	PC 21	600	1993	1993		23	1772500	100/90 - 19 M/C 57H TL		Night Dragon Fr.		2592500	170/80 B 15 M/C 77H TL			Night Dragon GT	2.00	2.50
VT 600 C	PC 21	600	1993	1993		23	0801000	100/90 - 19 M/C 57H TL		MT 66 Fr.		0760900	170/80 - 15 M/C 77H TL			MT 66	2.00	2.30
VT 600 C Shadow	PC 21	600	1998	1998		23	1772500	100/90 - 19 M/C 57H TL		Night Dragon Fr.		2592500	170/80 B 15 M/C 77H TL			Night Dragon GT	2.00	2.30
VT 600 C Shadow	PC 21	600	1998	1998		23	0801000	100/90 - 19 M/C 57H TL		MT 66 Fr.		0760900	170/80 - 15 M/C 77H TL			MT 66	2.00	2.30
VT 750 C	RC 29	750					0801000	100/90 - 19 M/C 57H TL		MT 66 Fr.		0800200	140/90 - 15 M/C 70H TL			MT 66	2.30	2.50
VT 750 C2 Shadow	RC 44	750	1997	1997			1016400	120/90 - 17 M/C 64S TT		MT 66 Fr.		0760900	170/80 - 15 M/C 77H TL			MT 66	2.00	2.50

HONDA (continued)

VT 750 C2 Shadow	RC 44	750	1997					1016400	120/90 - 17 M/C 64S TT	MT 66 Fr.	1003400	170/80 - 15 M/C 77S TT	MT 66	2.00	2.50
VT 750 S	RC 58	750	2010					1772500	100/90 - 19 M/C 57H TL	Night Dragon Fr.	2592600	150/80 B 16 M/C 77H reinf.TL	Night Dragon GT	2.00	2.50
VT 750 S	RC 58	750	2010					1772500	100/90 - 19 M/C 57H TL	Night Dragon Fr.	1772600	150/80 B 16 M/C 77H reinf.TL	Night Dragon	2.00	2.50
VTR 1000 F Firestorm	SC 36	1000	1997			10	2812600	120/70 ZR 17 M/C (58W) V3 TL	Diablo Supercorsa SP Fr.	Diablo Supercorsa SP Fr.	3106800	180/55 ZR 17 M/C (73W) V3 TL	Diablo Supercorsa SP	2.50	2.90
VTR 1000 F Firestorm	SC 36	1000	1997			10	3112000	120/70 ZR 17 M/C (58W) TL	Angel GT II Fr.	Angel GT II Fr.	3112000	180/55 ZR 17 M/C (73W) TL	Angel GT II	2.50	2.90
VTR 1000 F Firestorm	SC 36	1000	1997				2907100	120/70 ZR 17 M/C (58W) TL	Diablo Rosso Corsa II Fr.	Diablo Rosso Corsa II Fr.	2907100	180/55 ZR 17 M/C (73W) TL	Diablo Rosso Corsa II	2.50	2.90
VTR 1000 F Firestorm	SC 36	1000	1997				2387600	120/70 ZR 17 M/C (58W) TL	Angel GT Fr.	Angel GT Fr.	2317600	180/55 ZR 17 M/C (73W) TL	Angel GT	2.50	2.90
VTR 1000 F Firestorm	SC 36	1000	1997				2166900	120/70 ZR 17 M/C (58W) TL	Diablo Supercorsa SP Fr.	Diablo Supercorsa SP Fr.	2244800	180/55 ZR 17 M/C (73W) TL	Diablo Supercorsa SP	2.50	2.90
VTR 1000 F Firestorm	SC 36	1000	1997				2635200	120/70 ZR 17 M/C (58W) TL	Diablo Rosso III Fr.	Diablo Rosso III Fr.	2635500	180/55 ZR 17 M/C (73W) TL	Diablo Rosso III	2.50	2.90
VTR 1000 F Firestorm	SC 36	1000	1997				1734600	120/70 ZR 17 M/C (58W) TL	Diablo Rosso Corsa Fr.	Diablo Rosso Corsa Fr.	1927700	180/55 ZR 17 M/C (73W) TL	Diablo Rosso Corsa	2.50	2.90
VTR 1000 F Firestorm	SC 36	1000	1997				2291900	120/70 ZR 17 M/C (58W) TL	Diablo Rosso II K Fr.	Diablo Rosso II K Fr.	2068500	180/55 ZR 17 M/C (73W) TL	Diablo Rosso II	2.50	2.90
VTR 1000 F Firestorm	SC 36	1000	1997				1868400	120/70 ZR 17 M/C (58W) TL	Angel ST Fr.	Angel ST Fr.	1868500	180/55 ZR 17 M/C (73W) TL	Angel ST	2.50	2.90
VTR 1000 SP-1	SC 45	1000	2000			10	3111300	120/70 ZR 17 M/C (58W) TL	Angel GT II Fr.	Angel GT II Fr.	3112200	190/50 ZR 17 M/C (73W) TL	Angel GT II	2.50	2.90
VTR 1000 SP-1	SC 45	1000	2000			10	2812600	120/70 ZR 17 M/C (58W) V3 TL	Diablo Supercorsa SP Fr.	Diablo Supercorsa SP Fr.	3310600	190/50 ZR 17 M/C (73W) V3 TL	Diablo Supercorsa SP	2.50	2.90
VTR 1000 SP-1	SC 45	1000	2000				2906900	120/70 ZR 17 M/C (58W) TL	Diablo Rosso Corsa II Fr.	Diablo Rosso Corsa II Fr.	2907300	190/50 ZR 17 M/C (73W) TL	Diablo Rosso Corsa II	2.50	2.90
VTR 1000 SP-1	SC 45	1000	2000				2166900	120/70 ZR 17 M/C (58W) TL	Diablo Supercorsa SP Fr.	Diablo Supercorsa SP Fr.	2304300	190/50 ZR 17 M/C (73W) TL	Diablo Supercorsa SP	2.50	2.90
VTR 1000 SP-1	SC 45	1000	2000				2387600	120/70 ZR 17 M/C (58W) TL	Angel GT Fr.	Angel GT Fr.	2317700	190/50 ZR 17 M/C (73W) TL	Angel GT	2.50	2.90
VTR 1000 SP-1	SC 45	1000	2000				2635200	120/70 ZR 17 M/C (58W) TL	Diablo Rosso III Fr.	Diablo Rosso III Fr.	2635700	190/50 ZR 17 M/C (73W) TL	Diablo Rosso III	2.50	2.90
VTR 1000 SP-1	SC 45	1000	2000				1430700	120/70 ZR 17 M/C (58W) TL	Diablo Fr.	Diablo Fr.	1429700	190/50 ZR 17 M/C (73W) TL	Diablo	2.50	2.90
VTR 1000 SP-2	SC 45	1000	2002			10	2812600	120/70 ZR 17 M/C (58W) V3 TL	Diablo Rosso II K Fr.	Diablo Rosso II K Fr.	2068600	190/50 ZR 17 M/C (73W) TL	Diablo Rosso II	2.50	2.90
VTR 1000 SP-2	SC 45	1000	2002			10	3111300	120/70 ZR 17 M/C (58W) TL	Diablo Supercorsa SP Fr.	Diablo Supercorsa SP Fr.	3310600	190/50 ZR 17 M/C (73W) V3 TL	Diablo Supercorsa SP	2.50	2.90
VTR 1000 SP-2	SC 45	1000	2002				2906900	120/70 ZR 17 M/C (58W) TL	Angel GT II Fr.	Angel GT II Fr.	3112200	190/50 ZR 17 M/C (73W) TL	Angel GT II	2.50	2.90
VTR 1000 SP-2	SC 45	1000	2002				2635200	120/70 ZR 17 M/C (58W) TL	Diablo Rosso Corsa II Fr.	Diablo Rosso Corsa II Fr.	2907300	190/50 ZR 17 M/C (73W) TL	Diablo Rosso Corsa II	2.50	2.90
VTR 1000 SP-2	SC 45	1000	2002				1430700	120/70 ZR 17 M/C (58W) TL	Diablo Fr.	Diablo Fr.	1429700	190/50 ZR 17 M/C (73W) TL	Diablo	2.50	2.90
VTR 1000 SP-2	SC 45	1000	2002				1868400	120/70 ZR 17 M/C (58W) TL	Angel ST Fr.	Angel ST Fr.	1868700	190/50 ZR 17 M/C (73W) TL	Angel ST	2.50	2.90
VTR 1000 SP-2	SC 45	1000	2002				2291900	120/70 ZR 17 M/C (58W) TL	Diablo Rosso II K Fr.	Diablo Rosso II K Fr.	2068600	190/50 ZR 17 M/C (73W) TL	Diablo Rosso II	2.50	2.90
VTX 1300	SC 52	1300	1998				2211700	140/80 - 17 M/C 69H TL	Night Dragon Fr.	Night Dragon Fr.	2592500	170/80 B 15 M/C 77H TL	Night Dragon GT	2.25	2.50
VTX 1800	SC 46	1800	2001				2211300	130/70 R 18 M/C 63V TL	Night Dragon Fr.	Night Dragon Fr.	2212300	180/70 R 16 M/C 77H TL	Night Dragon	2.50	2.80
WW 125 EX2	JF 64	125	2017			10	3132300	90/90 - 14 M/C 46S TL	Angel Scooter	Angel Scooter	3445700	100/90 - 14 M/C 57P reinf.TL	Angel Scooter	2.00	2.50
WW 125 EX2	JF 64	125	2017				1907400	90/90 - 14 M/C 46P TL	Diablo Scooter Fr.	Diablo Scooter Fr.	1907300	100/90 - 14 M/C 57P reinf.TL	Diablo Scooter	2.00	2.50
XBR Fun	AF 49H	50	1998				0800000	120/80 - 12 55J TL	SL 60	SL 60	0800000	120/80 - 12 55J TL	SL 60	-	-
XBR Sport	AF 49G	50	1998			10	2770100	120/70 - 13 M/C 53P TL	Angel Scooter Fr.	Angel Scooter Fr.	2771300	140/60 - 13 M/C 63P reinf.TL	Angel Scooter	-	-
X-ADV / ADV 750 MY 2017 -	RC 95	750	2017				2919800	120/70 R 17 M/C 58H M+S TL	Scorpion Rally STR Fr.	Scorpion Rally STR Fr.	2919900	160/60 R 15 M/C 67H M+S TL	Scorpion Rally STR	2.50	2.80
X-ADV / ADV 750 MY 2017 -	RC 95	750	2017				2635200	120/70 ZR 17 M/C (58W) TL	Diablo Rosso III Fr.	Diablo Rosso III Fr.	2769400	160/60 R 15 M/C 67H TL	Diablo Rosso Scooter	2.50	2.80
X-ADV / ADV 750 MY 2017 -	RC 95	750	2017			10	3562600	120/70 R 17 M/C 58H TL	Diablo Rosso Scooter Fr.	Diablo Rosso Scooter Fr.	2769400	160/60 R 15 M/C 67H TL	Diablo Rosso Scooter	2.50	2.80
XBR 500	PC 15	500	1997			23	1419700	100/90 - 18 M/C 56H TL	Sport Demon Fr.	Sport Demon Fr.	1404500	110/90 - 18 M/C 61H TL	Sport Demon	2.00	2.00
XBR 500 S	PC 15	500	1997				1419700	100/90 - 18 M/C 56H TL	Sport Demon Fr.	Sport Demon Fr.	1404500	110/90 - 18 M/C 61H TL	Sport Demon	2.00	2.00
XL 600 V Transalp	PD 06	600	1987			10	2803400	90/90 - 21 M/C 54V M+S TL	Scorpion Rally STR Fr.	Scorpion Rally STR Fr.	2865400	130/80 R 17 M/C 65V M+S TL	Scorpion Rally STR	2.00	2.25
XL 600 V Transalp	PD 06	600	1987			23	2526800	90/90 - 21 M/C 54V TL	Scorpion Trail II Fr.	Scorpion Trail II Fr.	2526900	130/80 R 17 M/C 65V TL	Scorpion Trail II	2.00	2.25
XL 600 V Transalp	PD 06	600	1987			23	1726500	90/90 - 21 M/C 54S TT	Scorpion Trail Fr.	Scorpion Trail Fr.	1726900	130/80 - 17 M/C 65S TT	Scorpion Trail	2.00	2.25
XL 600 V Transalp	PD 06	600	1987			23	0281800	90/90 - 21 M/C 54H TL	MT 60 Fr.	MT 60 Fr.	0284000	130/80 - 17 M/C 65H TL	MT 60	2.00	2.25
XL 600 V Transalp	PD 10	600	1997			23	2526800	90/90 - 21 M/C 54V TL	Scorpion Trail II Fr.	Scorpion Trail II Fr.	2526900	130/80 R 17 M/C 65V TL	Scorpion Trail II	2.00	2.25
XL 600 V Transalp	PD 10	600	1997			23	0281800	90/90 - 21 M/C 54H TL	MT 60 Fr.	MT 60 Fr.	0947500	120/90 - 17 M/C 64S TT	MT 60	2.00	2.25
XL 650 V Transalp	RD 10 / 11	650	2000				1726500	90/90 - 21 M/C 54S TT	Scorpion Trail Fr.	Scorpion Trail Fr.	1726700	120/90 - 17 M/C 64S TT	Scorpion Trail	2.00	2.25
XL 650 V Transalp	RD 10 / 11	650	2000				1005200	90/90 - 21 M/C 54S TT	MT 90 Front A/T	MT 90 Front A/T	1004300	120/90 - 17 M/C 64S TT	MT 90 A/T	2.00	2.25
XL 650 V Transalp	RD 10 / 11	650	2000				0281800	90/90 - 21 M/C 54H TL	MT 60 Fr.	MT 60 Fr.	0947500	120/90 - 17 M/C 64S TT	MT 60	2.00	2.25
XL 700 V Trans Alp	RD13; RD15	700	2008			23	2865300	100/90 - 19 M/C 57V M+S TL	Scorpion Rally STR Fr.	Scorpion Rally STR Fr.	2865400	130/80 R 17 M/C 65V M+S TL	Scorpion Rally STR	2.00	2.80
XL 700 V Trans Alp	RD13; RD15	700	2008			23	2526700	100/90 - 19 M/C 57V TL	Scorpion Trail II Fr.	Scorpion Trail II Fr.	2526900	130/80 R 17 M/C 65V TL	Scorpion Trail II	2.00	2.80



MODEL	TYPE	CC	MY From	MY To	Footnotes	FRONT			REAR			Pressure		
						IP-Code	Dimension	Tread	IP-Code	Dimension	Tread	Front	Rear	
HONDA (continued)														
XLV 750 R	RD 01	750				23	1726500	90/90 - 21 M/C 54S TT	Scorpion Trail Fr.	1726900	130/80 - 17 M/C 65S TT	Scorpion Trail	2.00	2.00
XR 125 L	JD19	125	2003				0995000	90/90 - 19 M/C 52P TT	MT 60 Fr.	0998000	110/90 - 17 M/C 60P TT	MT 60	-	-
XR 600 R		600				6	1418500	80/100 - 21 M/C 51R MST TT	MT 16 Garacross Fr.	1418700	110/100 - 18 NHS TT	MT 16 Garacross	-	-
XR 750 Africa Twin	RD 07	750	1993			23	2803400	90/90 - 21 M/C 54V M+S TL	Scorpion Rally STR Fr.	2865500	140/80 R 17 M/C 69V M+S TL	Scorpion Rally STR	2.00	2.50
XR 750 Africa Twin	RD 07	750	1993			23	2526800	90/90 - 21 M/C 54V TL	Scorpion Trail II Fr.	2527000	140/80 R 17 M/C 69V TL	Scorpion Trail II	2.00	2.50
ZB 50 Monkey	AB 22	50				23	2903000	3.50 - 10 59J reinf. TL	Angel Scooter	2903000	3.50 - 10 59J reinf. TL	Angel Scooter	1.80	2.30
ZOOMER 50	AF66	50	2005				0550500	120/90 - 10 57J TL	SL 60	0550800	130/90 - 10 61J TL	SL 60	1.75	1.75
HOREX														
HRD 500		500					1342100	110/90 - 16 M/C 59V TL	Sport Demon Fr.	1403600	130/90 - 16 M/C 67V TL	Sport Demon	2.20	2.50
HRD 600		600					1342100	110/90 - 16 M/C 59V TL	Sport Demon Fr.	1403600	130/90 - 16 M/C 67V TL	Sport Demon	2.20	2.50
VR 6 Roadster; Classic		1200	2012			10	3111300	120/70 ZR 17 M/C (58W) TL	Angel GT II Fr.	3112400	190/55 ZR 17 M/C (75W) TL	Angel GT II	2.50	2.90
VR 6 Roadster; Classic		1200	2012			10	2906900	120/70 ZR 17 M/C (58W) TL	Diablo Rosso Corsa II Fr.	2907400	190/55 ZR 17 M/C (75W) TL	Diablo Rosso Corsa II	2.50	2.90
VR 6 Roadster; Classic		1200	2012			10	2387600	120/70 ZR 17 M/C (58W) TL	Angel GT Fr.	2317800	190/55 ZR 17 M/C (75W) TL	Angel GT	2.50	2.90
VR 6 Roadster; Classic		1200	2012			2635200	120/70 ZR 17 M/C (58W) TL	Diablo Rosso III Fr.	Diablo Rosso III Fr.	2635800	190/55 ZR 17 M/C (75W) TL	Diablo Rosso III	2.50	2.90
VR 6 Roadster; Classic		1200	2012			1868400	120/70 ZR 17 M/C (58W) TL	Angel ST Fr.	Angel ST Fr.	2068800	190/55 ZR 17 M/C (75W) TL	Angel ST	2.50	2.90
VR 6 Roadster; Classic		1200	2012			2291900	120/70 ZR 17 M/C (58W) TL	Diablo Rosso II K Fr.	Diablo Rosso II K Fr.	2068700	190/55 ZR 17 M/C (75W) TL	Diablo Rosso II	2.50	2.90
HUSABERG														
FE 390; 450 e/6; 570		450	2008			28	2322100	90/90 - 21 M/C 54M M+S TT	Scorpion PRO Fr.	2322200	120/90 - 18 M/C 65M M+S TT	Scorpion PRO	-	-
FE 390; 450 e/6; 570		450	2008				1745300	90/90 - 21 M/C 54R MST TT	Scorpion Rally Fr.	1688700	140/80 - 18 M/C 70R MST TT	Scorpion Rally	-	-
FE 390; 450 e/6; 570		450	2008			28	2322100	90/90 - 21 M/C 54M M+S TT	Scorpion PRO Fr.	2322300	140/80 - 18 M/C 70M M+S TT	Scorpion PRO	-	-
FE 390; 450 e/6; 570		450	2008				1005200	90/90 - 21 M/C 54S TT	MT 90 Front A/T	1004600	120/80 - 18 M/C 62S TT	MT 90 A/T	-	-
FE 390; 450 e/6; 570		450	2008				1005200	90/90 - 21 M/C 54S TT	MT 90 Front A/T	1017100	140/80 - 18 M/C 70S TT	MT 90 A/T	-	-
FE 390; 450 e/6; 570		450	2008				3745900	90/90 - 21 M/C 54R TT	MT 21 Fr.	0342000	120/80 - 18 M/C 62R TT	MT 21	-	-
FE 390; 450 e/6; 570		450	2008				3745900	90/90 - 21 M/C 54R TT	MT 21 Fr.	0342400	120/90 - 18 M/C 65R TT	MT 21	-	-
FE 550 e/6; FE 650 e/6		550	2008			28	2322100	90/90 - 21 M/C 54M M+S TT	Scorpion PRO Fr.	2322300	140/80 - 18 M/C 70M M+S TT	Scorpion PRO	-	-
FS 450 e/6; FS 570; FS 650 e; c / 6		450	2008			10	3111300	120/70 ZR 17 M/C (58W) TL	Angel GT II Fr.	3111700	160/60 ZR 17 M/C (69W) TL	Angel GT II	-	-
FS 450 e/6; FS 570; FS 650 e; c / 6		450	2008			10	2387600	120/70 ZR 17 M/C (58W) TL	Angel GT Fr.	2317400	160/60 ZR 17 M/C (69W) TL	Angel GT	-	-
FS 450 e/6; FS 570; FS 650 e; c / 6		450	2008			10	2526300	120/70 ZR 17 M/C (58W) TL	Scorpion Trail II Fr.	2527200	160/60 ZR 17 M/C (69W) TL	Scorpion Trail II	-	-
FS 450 e/6; FS 570; FS 650 e; c / 6		450	2008			10	2906900	120/70 ZR 17 M/C (58W) TL	Diablo Rosso Corsa II Fr.	2907000	160/60 ZR 17 M/C (69W) TL	Diablo Rosso Corsa II	-	-
FS 450 e/6; FS 570; FS 650 e; c / 6		450	2008			10	2635200	120/70 ZR 17 M/C (58W) TL	Diablo Rosso III Fr.	2635400	160/60 ZR 17 M/C (69W) TL	Diablo Rosso III	-	-
FS 450 e/6; FS 570; FS 650 e; c / 6		450	2008				1734600	120/70 ZR 17 M/C (58W) TL	Diablo Rosso Corsa Fr.	1971000	160/60 ZR 17 M/C (69W) TL	Diablo Rosso Corsa	-	-
FS 450 e/6; FS 570; FS 650 e; c / 6		450	2008				1430700	120/70 ZR 17 M/C (58W) TL	Diablo Fr.	1430400	160/60 ZR 17 M/C (69W) TL	Diablo	-	-
FS 450 e/6; FS 570; FS 650 e; c / 6		450	2008				1868400	120/70 ZR 17 M/C (58W) TL	Angel ST Fr.	1868800	160/60 ZR 17 M/C (69W) TL	Angel ST	-	-
TE 250; 300		250	2011				1745300	90/90 - 21 M/C 54R MST TT	Scorpion Rally Fr.	1688700	140/80 - 18 M/C 70R MST TT	Scorpion Rally	-	-
TE 250; 300		250	2011			28	2322100	90/90 - 21 M/C 54M M+S TT	Scorpion PRO Fr.	2322300	140/80 - 18 M/C 70M M+S TT	Scorpion PRO	-	-
TE 250; 300		250	2011				3745900	90/90 - 21 M/C 54R TT	MT 21 Fr.	0341000	140/80 - 18 M/C 70R TT	MT 21	-	-
TE 250; 300		250	2011				1005200	90/90 - 21 M/C 54S TT	MT 90 Front A/T	1017100	140/80 - 18 M/C 70S TT	MT 90 A/T	-	-
HUSQVARNA														
701 Enduro	Husqvarna 701	701	2016			10	2322100	90/90 - 21 M/C 54M M+S TT	Scorpion PRO Fr.	2322300	140/80 - 18 M/C 70M M+S TT	Scorpion PRO	2.00	2.20
701 Enduro	Husqvarna 701	701	2016			10	1005200	90/90 - 21 M/C 54S TT	MT 90 Front A/T	1017100	140/80 - 18 M/C 70S TT	MT 90 A/T	2.00	2.20
701 Supermoto	B3; B2; B1; A	701	2016			10	3111300	120/70 ZR 17 M/C (58W) TL	Angel GT II Fr.	3111700	160/60 ZR 17 M/C (69W) TL	Angel GT II	2.00	2.20
701 Supermoto	B3; B2; B1; A	701	2016			10	2906900	120/70 ZR 17 M/C (58W) TL	Diablo Rosso Corsa II Fr.	2907000	160/60 ZR 17 M/C (69W) TL	Diablo Rosso Corsa II	2.00	2.20
701 Supermoto	B3; B2; B1; A	701	2016			10	2526300	120/70 ZR 17 M/C (58W) TL	Scorpion Trail II Fr.	2527200	160/60 ZR 17 M/C (69W) TL	Scorpion Trail II	2.00	2.20
701 Supermoto	B3; B2; B1; A	701	2016				2387600	120/70 ZR 17 M/C (58W) TL	Angel GT Fr.	2317400	160/60 ZR 17 M/C (69W) TL	Angel GT	2.00	2.20
701 Supermoto	B3; B2; B1; A	701	2016				2635200	120/70 ZR 17 M/C (58W) TL	Diablo Rosso III Fr.	2635400	160/60 ZR 17 M/C (69W) TL	Diablo Rosso III	2.00	2.20
701 Supermoto	B3; B2; B1; A	701	2016			10	2210400	120/70 R 17 M/C 58H TL	Diablo Rosso II Fr.	2210600	160/60 R 17 M/C 69H TL	Diablo Rosso II	2.00	2.20
701 Supermoto	B3; B2; B1; A	701	2016				1734600	120/70 ZR 17 M/C (58W) TL	Diablo Rosso Corsa Fr.	1971000	160/60 ZR 17 M/C (69W) TL	Diablo Rosso Corsa	2.00	2.20
FE 250	FE	250	2015			10	2322100	90/90 - 21 M/C 54M M+S TT	Scorpion PRO Fr.	2322200	120/90 - 18 M/C 65M M+S TT	Scorpion PRO	1.00	1.00

HUSQVARNA (continued)

FE 250	FE	250	2015				10	3745900	90/90 - 21 M/C 54R TT	MT 21 Fr.	0342400	120/90 - 18 M/C 66R TT	MT 21	1.00	1.00
FE 350	FE	350	2015	10	28	2322100	10	2322100	90/90 - 21 M/C 54M M+S TT	Scorpion PRO Fr.	2322300	140/80 - 18 M/C 70M M+S TT	Scorpion PRO	1.00	1.00
FE 450	Husqvarna FE	450	2014	10	28	2322100	10	2322100	90/90 - 21 M/C 54M M+S TT	Scorpion PRO Fr.	2322300	140/80 - 18 M/C 70M M+S TT	Scorpion PRO	1.00	1.00
FE 501	FE	500	2015	10	28	2322100	10	2322100	90/90 - 21 M/C 54M M+S TT	Scorpion PRO Fr.	2322300	140/80 - 18 M/C 70M M+S TT	Scorpion PRO	1.00	1.00
TE 610 LT	TE 610 LT	600	1999			1726500			90/90 - 21 M/C 54S TT	Scorpion Trail Fr.	1726900	130/80 - 17 M/C 65S TT	Scorpion Trail	-	-
TE 610 LT	TE 610 LT	600	1999			0281800			90/90 - 21 M/C 54H TT	MT 60 Fr.	0284000	130/80 - 17 M/C 65H TT	MT 60	-	-
Nuda 900; R	A7	900	2012	10	3111300	120/70 ZR 17 M/C (58W) TL			120/70 ZR 17 M/C (58W) TL	Angel GT II Fr.	3112000	180/55 ZR 17 M/C (73W) TL	Angel GT II	2.30	2.90
Nuda 900; R	A7	900	2012	10	2906900	120/70 ZR 17 M/C (58W) TL			120/70 ZR 17 M/C (58W) TL	Diablo Rosso Corsa II Fr.	2907100	180/55 ZR 17 M/C (73W) TL	Diablo Rosso Corsa II	2.30	2.90
Nuda 900; R	A7	900	2012		2387600	120/70 ZR 17 M/C (58W) TL			120/70 ZR 17 M/C (58W) TL	Angel GT Fr.	2317600	180/55 ZR 17 M/C (73W) TL	Angel GT	2.30	2.90
Nuda 900; R	A7	900	2012		2635200	120/70 ZR 17 M/C (58W) TL			120/70 ZR 17 M/C (58W) TL	Diablo Rosso III Fr.	2635500	180/55 ZR 17 M/C (73W) TL	Diablo Rosso III	2.30	2.90
Nuda 900; R	A7	900	2012	10	2636000	120/70 ZR 17 M/C (58W) TL			120/70 ZR 17 M/C (58W) TL	MT 60 RS Fr.	2636100	180/55 ZR 17 M/C (73W) TL	MT 60 RS	2.30	2.90
Nuda 900; R	A7	900	2012		1734600	120/70 ZR 17 M/C (58W) TL			120/70 ZR 17 M/C (58W) TL	Diablo Rosso Corsa Fr.	1927700	180/55 ZR 17 M/C (73W) TL	Diablo Rosso Corsa	2.30	2.90
SM 125	SM 125	125	1998	10	2812600	120/70 ZR 17 M/C (58W) V3 TL			120/70 ZR 17 M/C (58W) V3 TL	Diablo Supercorsa SP Fr.	3657200	150/60 ZR 17 M/C 66W V3 TL	Diablo Supercorsa SP	-	-
SM 125	SM 125	125	1998	10	2919800	120/70 R 17 M/C (58W) TL			120/70 R 17 M/C (58W) TL	Scorpion Rally STR Fr.	2808200	150/60 R 17 M/C 66H M+S TL	Scorpion Rally STR	-	-
SM 125	SM 125	125	1998		2635200	120/70 ZR 17 M/C (58W) TL			120/70 ZR 17 M/C (58W) TL	Diablo Rosso III Fr.	2635300	150/60 ZR 17 M/C 66W TL	Diablo Rosso III	-	-
SM 125	SM 125	125	1998		2210400	120/70 R 17 M/C 58H TL			120/70 R 17 M/C 58H TL	Diablo Rosso II Fr.	2210500	150/60 R 17 M/C 66H TL	Diablo Rosso II	-	-
SM 125	SM 125	125	1998		2291900	120/70 ZR 17 M/C (58W) TL			120/70 ZR 17 M/C (58W) TL	Diablo Rosso II K Fr.	2070100	150/60 ZR 17 M/C 66W TL	Diablo Rosso II	-	-
SM 125 MY 2005 -	SM 125 MY 2005 -	125	2005	10	3657000	110/70 ZR 17 M/C 54W V3 TL			110/70 ZR 17 M/C 54W V3 TL	Diablo Supercorsa SP Fr.	3657200	150/60 ZR 17 M/C 66W V3 TL	Diablo Supercorsa SP	-	-
SM 125 MY 2005 -	SM 125 MY 2005 -	125	2005	10	2808100	110/70 R 17 M/C 54H M+S TL			110/70 R 17 M/C 54H M+S TL	Scorpion Rally STR Fr.	2808200	150/60 R 17 M/C 66H M+S TL	Scorpion Rally STR	-	-
SM 125 MY 2005 -	SM 125 MY 2005 -	125	2005	10	2854900	110/70 R 17 M/C 54H TL			110/70 R 17 M/C 54H TL	Diablo Rosso III Fr.	2855100	150/60 R 17 M/C 66H TL	Diablo Rosso III	-	-
SM 125 MY 2005 -	SM 125 MY 2005 -	125	2005		2635000	110/70 ZR 17 M/C 54W TL			110/70 ZR 17 M/C 54W TL	Diablo Rosso III Fr.	2635300	150/60 ZR 17 M/C 66W TL	Diablo Rosso III	-	-
SM 125 MY 2005 -	SM 125 MY 2005 -	125	2005	10	2433400	110/70 R 17 M/C 54H TL			110/70 R 17 M/C 54H TL	MT 60 RS Fr.	2433500	150/60 R 17 M/C 66H TL	MT 60 RS	-	-
SM 125 MY 2005 -	SM 125 MY 2005 -	125	2005		2069900	110/70 ZR 17 M/C 54W TL			110/70 ZR 17 M/C 54W TL	Diablo Rosso II Fr.	2070100	150/60 ZR 17 M/C 66W TL	Diablo Rosso II	-	-
SM 125 MY 2005 -	SM 125 MY 2005 -	125	2005		2072500	110/70 R 17 M/C 54H TL			110/70 R 17 M/C 54H TL	Diablo Rosso II Fr.	2210500	150/60 R 17 M/C 66H TL	Diablo Rosso II	-	-
SM 125 MY 2005 -	SM 125 MY 2005 -	125	2005		1343000	110/80 - 17 M/C 57H TL			110/80 - 17 M/C 57H TL	Sport Demon Fr.	2589500	130/70 - 17 M/C 62H TL	Sport Demon	-	-
SM 610; 570; 510; 450; 400; 630 R	SM 610; 570; 510; 450; 400; 630 R	500	2001	10	2812600	120/70 ZR 17 M/C (58W) V3 TL			120/70 ZR 17 M/C (58W) V3 TL	Diablo Supercorsa SP Fr.	3657200	150/60 ZR 17 M/C 66W V3 TL	Diablo Supercorsa SP	-	-
SM 610; 570; 510; 450; 400; 630 R	SM 610; 570; 510; 450; 400; 630 R	500	2001	10	2919800	120/70 R 17 M/C 58H M+S TL			120/70 R 17 M/C 58H M+S TL	Scorpion Rally STR Fr.	2808200	150/60 R 17 M/C 66H M+S TL	Scorpion Rally STR	-	-
SM 610; 570; 510; 450; 400; 630 R	SM 610; 570; 510; 450; 400; 630 R	500	2001	10	2635200	120/70 ZR 17 M/C (58W) TL			120/70 ZR 17 M/C (58W) TL	Diablo Rosso III Fr.	2635300	150/60 ZR 17 M/C 66W TL	Diablo Rosso III	-	-
SM 610; 570; 510; 450; 400; 630 R	SM 610; 570; 510; 450; 400; 630 R	500	2001	10	2210400	120/70 R 17 M/C 58H TL			120/70 R 17 M/C 58H TL	Diablo Rosso II Fr.	2210500	150/60 R 17 M/C 66H TL	Diablo Rosso II	-	-
SM 610; S; R	SM 610; S; R	600	1999		2812600	120/70 ZR 17 M/C (58W) V3 TL			120/70 ZR 17 M/C (58W) V3 TL	Diablo Supercorsa SP Fr.	3657200	150/60 ZR 17 M/C 66W V3 TL	Diablo Supercorsa SP	-	-
SM 610; S; R	SM 610; S; R	600	1999		2919800	120/70 R 17 M/C 58H M+S TL			120/70 R 17 M/C 58H M+S TL	Scorpion Rally STR Fr.	2808200	150/60 R 17 M/C 66H M+S TL	Scorpion Rally STR	-	-
SM 610; S; R	SM 610; S; R	600	1999		2635200	120/70 ZR 17 M/C (58W) TL			120/70 ZR 17 M/C (58W) TL	Diablo Rosso III Fr.	2635300	150/60 ZR 17 M/C 66W TL	Diablo Rosso III	-	-
SM 610; S; R	SM 610; S; R	600	1999		2210400	120/70 R 17 M/C 58H TL			120/70 R 17 M/C 58H TL	Diablo Rosso II Fr.	2210500	150/60 ZR 17 M/C 66H TL	Diablo Rosso II	-	-
SMR 511	SMR 511	500	2011	10	2919800	120/70 R 17 M/C 58H TL			120/70 R 17 M/C 58H TL	Scorpion Rally STR Fr.	2808200	150/60 R 17 M/C 66H M+S TL	Scorpion Rally STR	-	-
SMS 4; SMR 4 (SM 125, 4 -Takt)	SMS 4; SMR 4 (SM 125, 4 -Takt)	500	2011	10	2210400	120/70 R 17 M/C 58H TL			120/70 R 17 M/C 58H TL	Diablo Rosso II Fr.	2210500	150/60 R 17 M/C 66H TL	Diablo Rosso II	-	-
SMS 4; SMR 4 (SM 125, 4 -Takt)	SMS 4; SMR 4 (SM 125, 4 -Takt)	500	2011		2046800	110/70 - 17 M/C 54H TL			110/70 - 17 M/C 54H TL	Sport Demon Fr.	2589600	140/70 - 17 M/C 66H TL	Sport Demon	2.00	2.20
SMS 4; SMR 4 (SM 125, 4 -Takt)	SMS 4; SMR 4 (SM 125, 4 -Takt)	125	2011	10	2702200	110/70 - 17 M/C 54S TL			110/70 - 17 M/C 54S TL	Angel City	3566600	140/70 - 17 M/C 66S TL	Angel City	2.00	2.20
Svartpiljen 401 MY 2018 -	B1	390	2018	10	3657000	110/70 ZR 17 M/C 54W V3 TL			110/70 ZR 17 M/C 54W V3 TL	Diablo Supercorsa SP Fr.	3657200	150/60 ZR 17 M/C 66W V3 TL	Diablo Supercorsa SP	2.00	2.20
Svartpiljen 401 MY 2018 -	B1	390	2018		2808100	110/70 R 17 M/C 54H M+S TL			110/70 R 17 M/C 54H M+S TL	Scorpion Rally STR Fr.	2808200	150/60 R 17 M/C 66H M+S TL	Scorpion Rally STR	2.00	2.20
Svartpiljen 401 MY 2018 -	B1	390	2018	10	2635000	110/70 ZR 17 M/C 54W TL			110/70 ZR 17 M/C 54W TL	Diablo Rosso III Fr.	2635300	150/60 ZR 17 M/C 66W TL	Diablo Rosso III	2.00	2.20
Svartpiljen 401 MY 2018 -	B1	390	2018	10	2854900	110/70 R 17 M/C 54H TL			110/70 R 17 M/C 54H TL	Diablo Rosso III Fr.	2855100	150/60 R 17 M/C 66H TL	Diablo Rosso III	2.00	2.20
Svartpiljen 701 MY 2019 -		700	2019		2317100	110/80 ZR 18 M/C (69W) TL			110/80 ZR 18 M/C (69W) TL	Angel GT Fr.	2317400	160/60 ZR 17 M/C 66H TL	Angel GT	-	-
Svartpiljen 701 MY 2019 -		700	2019		2402500	110/80 R 18 M/C 69H TL			110/80 R 18 M/C 69H TL	MT 60 RS Fr.	2504000	160/60 ZR 17 M/C 69H TL	MT 60 RS	-	-
TE 125	TE 125	125	2011	28	2322100	90/90 - 21 M/C 54M M+S TT			90/90 - 21 M/C 54M M+S TT	Scorpion PRO Fr.	2322200	120/90 - 18 M/C 65M M+S TT	Scorpion PRO	-	-
TE 125	TE 125	125	2011		3745900	90/90 - 21 M/C 54R TT			90/90 - 21 M/C 54R TT	MT 21 Fr.	0342400	120/90 - 18 M/C 65R TT	MT 21	-	-
TE 250	H8	250	2002	28	2322100	90/90 - 21 M/C 54M M+S TT			90/90 - 21 M/C 54M M+S TT	Scorpion PRO Fr.	2322200	120/90 - 18 M/C 65M M+S TT	Scorpion PRO	1.00	1.20
TE 250	H8	250	2002		3745900	90/90 - 21 M/C 54R TT			90/90 - 21 M/C 54R TT	MT 21 Fr.	0342400	120/90 - 18 M/C 65R TT	MT 21	1.00	1.20
TE 250	TE 250	250	2015	10	28	2322100	10	28	90/90 - 21 M/C 54M M+S TT	Scorpion PRO Fr.	2322300	140/80 - 18 M/C 70M M+S TT	Scorpion PRO	1.00	1.00
TE 250 i (inject.)	TE 250 i (inject.)	250	2018		2322100	90/90 - 21 M/C 54M M+S TT			90/90 - 21 M/C 54M M+S TT	Scorpion PRO Fr.	2322300	140/80 - 18 M/C 70M M+S TT	Scorpion PRO	-	-
TE 300	TE 300	300	2015	10	28	2322100	10	28	90/90 - 21 M/C 54M M+S TT	Scorpion PRO Fr.	2322300	140/80 - 18 M/C 70M M+S TT	Scorpion PRO	1.00	1.00
TE 300 i (inject.)	TE 300 i (inject.)	300	2018		2322100	90/90 - 21 M/C 54M M+S TT			90/90 - 21 M/C 54M M+S TT	Scorpion PRO Fr.	2322300	140/80 - 18 M/C 70M M+S TT	Scorpion PRO	-	-
TE 310	TE 310	310	2002	28	2322100	90/90 - 21 M/C 54M M+S TT			90/90 - 21 M/C 54M M+S TT	Scorpion PRO Fr.	2322200	120/90 - 18 M/C 65M M+S TT	Scorpion PRO	1.00	1.20



MODEL	TYPE	CC	MY From	MY To	Footnotes	FRONT			REAR			Pressure	
						IP-Code	Dimension	Tread	IP-Code	Dimension	Tread	Front	Rear
HUSQVARNA (continued)													
TE 310		310	2002			3745900	90/90 - 21 M/C 54R TT	MT 21 Fr.	0342400	120/90 - 18 M/C 65R TT	MT 21	1.00	1.20
TE 350 ; 400		350		23		2322100	90/90 - 21 M/C 54M M+S TT	Scorpion PRO Fr.	2322300	140/80 - 18 M/C 70M M+S TT	Scorpion PRO	1.50	1.80
TE 350 ; 400		350		23		1745300	90/90 - 21 M/C 54R MST TT	Scorpion Rally Fr.	1688700	140/80 - 18 M/C 70R MST TT	Scorpion Rally	1.50	1.80
TE 350 ; 400		350		23		3745900	90/90 - 21 M/C 54R TT	MT 21 Fr.	0341000	140/80 - 18 M/C 70R TT	MT 21	1.50	1.80
TE 350 ; 400		350		23		1005200	90/90 - 21 M/C 54S TT	MT 90 Front AV	1017100	140/80 - 18 M/C 70S TT	MT 90 AV	1.50	1.80
TE 410; 610 ; E		400				1745300	90/90 - 21 M/C 54R MST TT	Scorpion Rally Fr.	1688700	140/80 - 18 M/C 70R MST TT	Scorpion Rally	1.50	1.80
TE 410; 610 ; E		400		28		2322100	90/90 - 21 M/C 54M M+S TT	Scorpion PRO Fr.	2322300	140/80 - 18 M/C 70M M+S TT	Scorpion PRO	1.50	1.80
TE 410; 610 ; E		400				1005200	90/90 - 21 M/C 54S TT	MT 90 Front AV	1017100	140/80 - 18 M/C 70S TT	MT 90 AV	1.50	1.80
TE 410; 610 ; E		400				3745900	90/90 - 21 M/C 54R TT	MT 21 Fr.	0341000	140/80 - 18 M/C 70R TT	MT 21	1.50	1.80
TR 650 Strada	A8	650	2013			2865100	110/80 R 19 M/C 59V M+S TL	Scorpion Rally STR Fr.	2865500	140/80 R 17 M/C 69V M+S TL	Scorpion Rally STR	2.20	2.80
TR 650 Strada	A8	650	2013			2526500	110/80 R 19 M/C 59V TL	Scorpion Trail II Fr.	2527000	140/80 R 17 M/C 69V TL	Scorpion Trail II	2.20	2.80
TR 650 Terra without ABS, 18" rear rim	A8	650	2013			1745300	90/90 - 21 M/C 54R MST TT	Scorpion Rally Fr.	1688700	140/80 - 18 M/C 70R MST TT	Scorpion Rally	2.00	2.80
TR 650 Terra without ABS, 18" rear rim	A8	650	2013		10	2322100	90/90 - 21 M/C 54M M+S TT	Scorpion PRO Fr.	2322300	140/80 - 18 M/C 70M M+S TT	Scorpion PRO	2.00	2.80
TR 650 Terra; ABS	A8	650	2013			2526800	90/90 - 21 M/C 54V TL	Scorpion Trail II Fr.	2527000	140/80 R 17 M/C 69V TL	Scorpion Trail II	2.00	2.80
TX 125	TE	125	2015		10	2322100	90/90 - 21 M/C 54M M+S TT	Scorpion PRO Fr.	2322200	120/90 - 18 M/C 65M M+S TT	Scorpion PRO	1.00	1.00
TX 125	TE	125	2015			3745900	90/90 - 21 M/C 54R TT	MT 21 Fr.	0342400	120/90 - 18 M/C 65R TT	MT 21	1.00	1.00
Vitpilen 401 MY 2018 -	A1	400	2018		10	3657000	110/70 ZR 17 M/C 54W V3 TL	Diablo Supercorsa SP Fr.	3657200	150/60 ZR 17 M/C 66W V3 TL	Diablo Supercorsa SP	2.00	2.20
Vitpilen 401 MY 2018 -	A1	400	2018			2808100	110/70 R 17 M/C 54H M+S TL	Scorpion Rally STR Fr.	2808200	150/60 R 17 M/C 66H M+S TL	Scorpion Rally STR	2.00	2.20
Vitpilen 401 MY 2018 -	A1	400	2018		10	2635000	110/70 ZR 17 M/C 54W TL	Diablo Rosso III Fr.	2635300	150/60 ZR 17 M/C 66W TL	Diablo Rosso III	2.00	2.20
Vitpilen 401 MY 2018 -	A1	400	2018		10	2854900	110/70 R 17 M/C 54H TL	Diablo Rosso III Fr.	2855100	150/60 R 17 M/C 66H TL	Diablo Rosso III	2.00	2.20
Vitpilen 701 MY 2018 -	A2; A3	701	2018			3111300	120/70 ZR 17 M/C (58W) TL	Angel GT II Fr.	3111700	160/60 ZR 17 M/C (69W) TL	Angel GT II	2.30	2.50
Vitpilen 701 MY 2018 -	A2; A3	701	2018		10	2526300	120/70 ZR 17 M/C (58W) TL	Scorpion Trail II Fr.	2527200	160/60 ZR 17 M/C (69W) TL	Scorpion Trail II	2.30	2.50
Vitpilen 701 MY 2018 -	A2; A3	701	2018		10	2387600	120/70 ZR 17 M/C (58W) TL	Angel GT Fr.	2317400	160/60 ZR 17 M/C (69W) TL	Angel GT	2.30	2.50
Vitpilen 701 MY 2018 -	A2; A3	701	2018		10	2635200	120/70 ZR 17 M/C (58W) TL	Diablo Rosso III Fr.	2635400	160/60 ZR 17 M/C (69W) TL	Diablo Rosso III	2.30	2.50
Vitpilen 701 MY 2018 -	A2; A3	701	2018		10	2906900	120/70 ZR 17 M/C (58W) TL	Diablo Rosso Corsa II Fr.	2907000	160/60 ZR 17 M/C (69W) TL	Diablo Rosso Corsa II	2.30	2.50
Vitpilen 701 MY 2018 -	A2; A3	701	2018		28	2322100	90/90 - 21 M/C 54M M+S TT	Scorpion PRO Fr.	2322200	120/90 - 18 M/C 65M M+S TT	Scorpion PRO	1.50	1.70
WR 125		125				3745900	90/90 - 21 M/C 54R TT	MT 21 Fr.	0342400	120/90 - 18 M/C 65R TT	MT 21	1.50	1.70
WR 125		125				2322100	90/90 - 21 M/C 54M M+S TT	Scorpion PRO Fr.	2322300	140/80 - 18 M/C 70M M+S TT	Scorpion PRO	1.50	1.80
WR 250; 300		250			28	1745300	90/90 - 21 M/C 54R MST TT	Scorpion Rally Fr.	1688700	140/80 - 18 M/C 70R MST TT	Scorpion Rally	1.50	1.80
WR 250; 300		250				1005200	90/90 - 21 M/C 54S TT	MT 90 Front AV	1017100	140/80 - 18 M/C 70S TT	MT 90 AV	1.50	1.80
WR 250; 300		250				3745900	90/90 - 21 M/C 54R TT	MT 21 Fr.	0341000	140/80 - 18 M/C 70R TT	MT 21	1.50	1.80
WR 250; 300		250			28	2322100	90/90 - 21 M/C 54M M+S TT	Scorpion PRO Fr.	2322300	140/80 - 18 M/C 70M M+S TT	Scorpion PRO	1.50	1.80
WR 360		350			28	1745300	90/90 - 21 M/C 54R MST TT	Scorpion Rally Fr.	1688700	140/80 - 18 M/C 70R MST TT	Scorpion Rally	1.50	1.80
WR 360		350			1005200	90/90 - 21 M/C 54S TT	MT 90 Front AV	MT 21 Fr.	1017100	140/80 - 18 M/C 70S TT	MT 90 AV	1.50	1.80
WR 360		350			3745900	90/90 - 21 M/C 54R TT	MT 21 Fr.	0341000	0341500	110/80 - 18 M/C 58P TT	MT 21	1.50	1.80
WR 50		50	2002			3745900	90/90 - 21 M/C 54R TT	MT 21 Fr.	0341500	110/80 - 18 M/C 58P TT	MT 21	-	-
WRE 125	H2	125			28	2322100	90/90 - 21 M/C 54M M+S TT	Scorpion PRO Fr.	2322200	120/90 - 18 M/C 65M M+S TT	Scorpion PRO	1.50	1.70
WRE 125	H2	125				3745900	90/90 - 21 M/C 54R TT	MT 21 Fr.	0342400	120/90 - 18 M/C 65R TT	MT 21	1.50	1.70
WRK 610		600				1745300	90/90 - 21 M/C 54R MST TT	Scorpion Rally Fr.	1688700	140/80 - 18 M/C 70R MST TT	Scorpion Rally	-	-
WRK 610		600				3745900	90/90 - 21 M/C 54R TT	MT 21 Fr.	0341000	140/80 - 18 M/C 70R TT	MT 21	-	-
WRK 610		600				1005200	90/90 - 21 M/C 54S TT	MT 90 Front AV	1017100	140/80 - 18 M/C 70S TT	MT 90 AV	-	-
HYOSUNG													
(Super) Cab 50		50				2903000	3.50 - 10 59J reinf.TL	Angel Scooter	2903000	3.50 - 10 59J reinf.TL	Angel Scooter	1.50	2.00
Aquila 650	GV 650	650	2006			2317200	120/70 ZR 18 M/C (59W) TL	Angel GT Fr.	2317600	180/55 ZR 17 M/C (73W) TL	Angel GT	-	-
Aquila 650	GV 650	650	2006		10	2864500	120/70 ZR 18 M/C (59W) TL	MT 60 RS	2636100	180/55 ZR 17 M/C (73W) TL	MT 60 RS	-	-
Aquila GV - 125	GV - 125	125	2000			1342100	110/90 - 16 M/C 59V TL	Sport Demon Fr.	1003300	130/90 - 15 M/C 66S TT	MT 66	2.20	2.50
Aquila GV 650 i	GV 650	650	2007			2317200	120/70 ZR 18 M/C (59W) TL	Angel GT Fr.	2317600	180/55 ZR 17 M/C (73W) TL	Angel GT	-	-
Aquila GV 650 i	GV 650	650	2007		10	2864500	120/70 ZR 18 M/C (59W) TL	MT 60 RS	2636100	180/55 ZR 17 M/C (73W) TL	MT 60 RS	-	-

HYOSUNG (continued)

Avanti 50	SD 50	50	2002							110/80 - 10 58J TL	SL 26	0532000	110/80 - 10 58J TL	SL 26	1.50	2.50
Boomer 125		125	2002	2769700	120/70 - 12 51P TL		Angel Scooter Fr.			130/70 - 12 62P reinf.TL	Angel Scooter	2771000	130/70 - 12 62P reinf.TL	Angel Scooter	-	-
Boomer 125		125	2002	2925400	120/70 - 12 58P reinf.TL		Diablo Rosso Scooter			130/70 - 12 62P reinf.TL	Diablo Rosso Scooter	2925500	130/70 - 12 62P reinf.TL	Diablo Rosso Scooter	-	-
GD 250 i	GD 250 A	250	2014	3657000	110/70 ZR 17 M/C 54W V3 TL	10	Diablo Supercorsa SP Fr.			150/60 ZR 17 M/C 66W V3 TL	Diablo Supercorsa SP	3657200	150/60 ZR 17 M/C 66W V3 TL	Diablo Supercorsa SP	2.40	2.60
GD 250 i	GD 250 A	250	2014	2808100	110/70 R 17 M/C 54H M+S TL	10	Scorpion Rally STR Fr.			150/60 R 17 M/C 66H M+S TL	Scorpion Rally STR	2808200	150/60 R 17 M/C 66H M+S TL	Scorpion Rally STR	2.40	2.60
GD 250 i	GD 250 A	250	2014	2854900	110/70 R 17 M/C 54H TL	10	Diablo Rosso III Fr.			150/60 R 17 M/C 66H TL	Diablo Rosso III	2855100	150/60 R 17 M/C 66H TL	Diablo Rosso III	2.40	2.60
GD 250 i	GD 250 A	250	2014	2635000	110/70 ZR 17 M/C 54W TL	10	Diablo Rosso III Fr.			150/60 ZR 17 M/C 66W TL	Diablo Rosso III	2635300	150/60 ZR 17 M/C 66W TL	Diablo Rosso III	2.40	2.60
GD 250 i	GD 250 A	250	2014	2433400	110/70 R 17 M/C 54H TL	10	MT 60 RS Fr.			150/60 R 17 M/C 66H TL	MT 60 RS	2433500	150/60 R 17 M/C 66H TL	MT 60 RS	2.40	2.60
GD 250 i	GD 250 A	250	2014	2069900	110/70 ZR 17 M/C 54W TL	10	Diablo Rosso II Fr.			150/60 ZR 17 M/C 66W TL	Diablo Rosso II	2070100	150/60 ZR 17 M/C 66W TL	Diablo Rosso II	2.40	2.60
GD 250 i	GD 250 A	250	2014	2072500	110/70 R 17 M/C 54H TL	10	Diablo Rosso II Fr.			150/60 R 17 M/C 66H TL	Diablo Rosso II	2210500	150/60 R 17 M/C 66H TL	Diablo Rosso II	2.40	2.60
GS125	GS125	125	2007	1966900	2.75 - 18 M/C 42P TL		City Demon Fr.			3.00 - 18 M/C 52P reinf.TL	City Demon	3745300	3.00 - 18 M/C 52P reinf.TL	City Demon	1.75	2.25
GT 125 Naked	GT	125	2007	2046800	110/70 - 17 M/C 54H TL		Sport Demon Fr.			150/70 - 17 M/C 69H TL	Sport Demon	1343300	150/70 - 17 M/C 69H TL	Sport Demon	2.20	2.50
GT 125; R	GT	125	2006	2046800	110/70 - 17 M/C 54H TL		Sport Demon Fr.			150/70 - 17 M/C 69H TL	Sport Demon	1343300	150/70 - 17 M/C 69H TL	Sport Demon	-	-
GT 250; R	GT	250	2005	2046800	110/70 - 17 M/C 54H TL		Sport Demon Fr.			150/70 - 17 M/C 69H TL	Sport Demon	1343300	150/70 - 17 M/C 69H TL	Sport Demon	2.00	2.50
GT 250i Naked	GT	250	2014	3657000	110/70 ZR 17 M/C 54W V3 TL	10	Diablo Supercorsa SP Fr.			150/60 ZR 17 M/C 66W V3 TL	Diablo Supercorsa SP	3657200	150/60 ZR 17 M/C 66W V3 TL	Diablo Supercorsa SP	2.25	2.60
GT 250i Naked	GT	250	2014	2854900	110/70 R 17 M/C 54H TL	10	Diablo Rosso III Fr.			150/60 R 17 M/C 66H TL	Diablo Rosso III	2855100	150/60 R 17 M/C 66H TL	Diablo Rosso III	2.25	2.60
GT 250i Naked	GT	250	2014	2808100	110/70 R 17 M/C 54H M+S TL	10	Scorpion Rally STR Fr.			150/60 R 17 M/C 66H M+S TL	Scorpion Rally STR	2808200	150/60 R 17 M/C 66H M+S TL	Scorpion Rally STR	2.25	2.60
GT 250i Naked	GT	250	2014	2635000	110/70 ZR 17 M/C 54W TL	10	Diablo Rosso III Fr.			150/60 ZR 17 M/C 66W TL	Diablo Rosso III	2635300	150/60 ZR 17 M/C 66W TL	Diablo Rosso III	2.25	2.60
GT 250i Naked	GT	250	2014	2069900	110/70 ZR 17 M/C 54W TL	10	Diablo Rosso II Fr.			150/60 ZR 17 M/C 66W TL	Diablo Rosso II	2070100	150/60 ZR 17 M/C 66W TL	Diablo Rosso II	2.25	2.60
GT 250i Naked	GT	250	2014	2072500	110/70 R 17 M/C 54H TL	10	Diablo Rosso II Fr.			150/60 R 17 M/C 66H TL	Diablo Rosso II	2210500	150/60 R 17 M/C 66H TL	Diablo Rosso II	2.25	2.60
GT 650 Comet; R; S	GT 650	650	2005	3111200	120/60 ZR 17 M/C (55W) TL	10	Angel GT II Fr.			160/60 ZR 17 M/C (69W) TL	Angel GT II	3111700	160/60 ZR 17 M/C (69W) TL	Angel GT II	2.40	2.60
GT 650 Comet; R; S	GT 650	650	2005	2316900	120/60 ZR 17 M/C (55W) TL	10	Angel GT Fr.			160/60 ZR 17 M/C (69W) TL	Angel GT	2317400	160/60 ZR 17 M/C (69W) TL	Angel GT	2.40	2.60
GT 650 Comet; R; S	GT 650	650	2005	2635100	120/60 ZR 17 M/C (55W) TL	10	Diablo Rosso III Fr.			160/60 ZR 17 M/C (69W) TL	Diablo Rosso III	2635400	160/60 ZR 17 M/C (69W) TL	Diablo Rosso III	2.40	2.60
GT 650 Comet; R; S	GT 650	650	2005	2595800	120/60 ZR 17 M/C (55W) TL	10	Angel ST Fr.			160/60 ZR 17 M/C (69W) TL	Angel ST	1868800	160/60 ZR 17 M/C (69W) TL	Angel ST	2.40	2.60
GT 650 Comet; R; S	GT 650	650	2007	3111200	120/60 ZR 17 M/C (55W) TL	10	Angel GT II Fr.			160/60 ZR 17 M/C (69W) TL	Angel GT II	3111700	160/60 ZR 17 M/C (69W) TL	Angel GT II	-	-
GT 650 i (Naked SE)	GT 650	650	2007	2316900	120/60 ZR 17 M/C (55W) TL	10	Angel GT Fr.			160/60 ZR 17 M/C (69W) TL	Angel GT	2317400	160/60 ZR 17 M/C (69W) TL	Angel GT	-	-
GT 650 i (Naked SE)	GT 650	650	2007	2635100	120/60 ZR 17 M/C (55W) TL	10	Diablo Rosso III Fr.			160/60 ZR 17 M/C (69W) TL	Diablo Rosso III	2635400	160/60 ZR 17 M/C (69W) TL	Diablo Rosso III	-	-
GT 650 i (Naked SE)	GT 650	650	2007	2595800	120/60 ZR 17 M/C (55W) TL	10	Angel ST Fr.			160/60 ZR 17 M/C (69W) TL	Angel ST	1868800	160/60 ZR 17 M/C (69W) TL	Angel ST	-	-
GT 650 i R (Water Decal)	GT 650 i R	650	2007	3111200	120/60 ZR 17 M/C (55W) TL	10	Angel GT II Fr.			160/60 ZR 17 M/C (69W) TL	Angel GT II	3111700	160/60 ZR 17 M/C (69W) TL	Angel GT II	-	-
GT 650 i R (Water Decal)	GT 650 i R	650	2007	2316900	120/60 ZR 17 M/C (55W) TL	10	Diablo Rosso III Fr.			160/60 ZR 17 M/C (69W) TL	Diablo Rosso III	2635400	160/60 ZR 17 M/C (69W) TL	Diablo Rosso III	-	-
GT 650 i R (Water Decal)	GT 650 i R	650	2007	2595800	120/60 ZR 17 M/C (55W) TL	10	Angel ST Fr.			160/60 ZR 17 M/C (69W) TL	Angel ST	1868800	160/60 ZR 17 M/C (69W) TL	Angel ST	-	-
GV 125 Classic	GV	125	2007	1342100	110/90 - 16 M/C 59W TL		Sport Demon Fr.			130/90 - 15 M/C 66S TL	City Demon	1545600	130/90 - 15 M/C 66S TL	City Demon	1.80	2.30
GV 650i PRO		650	2007	2317200	120/70 ZR 18 M/C (59W) TL	10	Angel GT Fr.			180/55 ZR 17 M/C (73W) TL	Angel GT	2317600	180/55 ZR 17 M/C (73W) TL	Angel GT	-	-
GV 650i PRO		650	2007	2864500	120/70 ZR 18 M/C (59W) TL	10	MT 60 RS			180/55 ZR 17 M/C (73W) TL	MT 60 RS	2636100	180/55 ZR 17 M/C (73W) TL	MT 60 RS	-	-
Hyper; Grand Prix	GPS 125	125	2007	2769700	120/70 - 12 51P TL		Angel Scooter Fr.			130/70 - 12 62P reinf.TL	Angel Scooter	2771000	130/70 - 12 62P reinf.TL	Angel Scooter	1.25	2.00
Hyper; Grand Prix	GPS 125	125	2007	2925400	120/70 - 12 58P reinf.TL		Diablo Rosso Scooter			130/70 - 12 62P reinf.TL	Diablo Rosso Scooter	2925500	130/70 - 12 62P reinf.TL	Diablo Rosso Scooter	1.25	2.00
Hyper; Grand Prix 150		150	2007	2769700	120/70 - 12 51P TL		Angel Scooter Fr.			130/70 - 12 62P reinf.TL	Angel Scooter	2771000	130/70 - 12 62P reinf.TL	Angel Scooter	1.60	2.40
Hyper; Grand Prix 150		150	2015	2925400	120/70 - 12 58P reinf.TL		Diablo Rosso Scooter			130/70 - 12 62P reinf.TL	Diablo Rosso Scooter	2925500	130/70 - 12 62P reinf.TL	Diablo Rosso Scooter	1.60	2.40
Newfee UP 50		50	2008	2903000	3.50 - 10 59J reinf.TL		Angel Scooter			3.50 - 10 59J reinf.TL	Angel Scooter	2903000	3.50 - 10 59J reinf.TL	Angel Scooter	-	-
RX 450 SM MY 2008 -		450	2008	2812600	120/70 ZR 17 M/C (58W) V3 TL	10	Diablo Supercorsa SP Fr.			150/60 ZR 17 M/C 66W V3 TL	Diablo Supercorsa SP	3657200	150/60 ZR 17 M/C 66W V3 TL	Diablo Supercorsa SP	-	-
RX 450 SM MY 2008 -		450	2008	2635200	120/70 ZR 17 M/C (58W) TL	10	Diablo Rosso III Fr.			150/60 ZR 17 M/C 66W TL	Diablo Rosso III	2635300	150/60 ZR 17 M/C 66W TL	Diablo Rosso III	-	-
SF 50 B Racing		50	2008	2903000	3.50 - 10 59J reinf.TL		Angel Scooter			3.50 - 10 59J reinf.TL	Angel Scooter	2903000	3.50 - 10 59J reinf.TL	Angel Scooter	-	-
SF50 Rally		50	2005	0737100	120/90 - 10 66J TL		SL 26			130/90 - 10 61J TL	SL 26	0791900	130/90 - 10 61J TL	SL 26	-	-
SF50 Rally		50	2005	0550500	120/90 - 10 57J TL		SL 60			130/90 - 10 61J TL	SL 60	0550800	130/90 - 10 61J TL	SL 60	-	-
ST 700i		700	2011	1447800	120/80 V 16 M/C (60V) TL	10	Sport Demon Fr.			170/80 B 15 M/C 77H TL	Night Dragon GT	2592500	170/80 B 15 M/C 77H TL	Night Dragon GT	-	-
Super Cab	EZ100	100	2008	2903100	100/90 - 10 56J TL		Angel Scooter			100/90 - 10 56J TL	Angel Scooter	2903100	100/90 - 10 56J TL	Angel Scooter	1.25	2.25
SX 125		125	2008	2770600	100/80 - 16 M/C 50P TL		Angel Scooter Fr.			120/80 - 16 M/C 60P TL	Angel Scooter	2772000	120/80 - 16 M/C 60P TL	Angel Scooter	-	-
XRX 125 LC Enduro		125	2008	3745900	90/90 - 21 M/C 54R TT	10	MT 21 Fr.			120/80 - 18 M/C 62R TT	MT 21	0342000	120/80 - 18 M/C 62R TT	MT 21	-	-
XRX 125 LC Supermoto		125	2008	2583900	100/80 - 17 M/C 52H TL	10	Sport Demon Fr.			130/70 - 17 M/C 62H TL	Sport Demon	2589500	130/70 - 17 M/C 62H TL	Sport Demon	-	-
XRX 125 LC Supermoto		125	2008	2580800	100/80 - 17 M/C 52S TL	10	Angel City Fr.			130/70 - 17 M/C 62S TL	Angel City	3243400	130/70 - 17 M/C 62S TL	Angel City	-	-
INDIAN																
Chief		1450	2001	2211500	130/90 B 16 M/C 67H TL	10	Night Dragon Fr.			130/90 B 16 M/C 73H reinf.TL	Night Dragon GT	2902500	130/90 B 16 M/C 73H reinf.TL	Night Dragon GT	-	-



MODEL	TYPE	CC	MY From	MY To	Footnotes	FRONT			REAR			Pressure		
						IP-Code	Dimension	Tread	IP-Code	Dimension	Tread	Front	Rear	
INDIAN (continued)														
Chief (all versions) MY 2018 - 16"	C	1800	2018			10	2211600	130/90 B 16 M/C 73H reinf.TL	Night Dragon Fr.	2592700	180/65 B 16 M/C 81H reinf.TL	Night Dragon GT	2.50	2.80
Chief (all versions) MY 2018 - 19"	C	1800	2018			10	2812100	130/60 B 19 M/C 61H TL	Night Dragon Fr.	2592700	180/65 B 16 M/C 81H reinf.TL	Night Dragon GT	2.50	2.80
Chief Dark Horse	C	1800	2015				2211600	130/90 B 16 M/C 73H reinf.TL	Night Dragon Fr.	2592700	180/65 B 16 M/C 81H reinf.TL	Night Dragon GT	2.50	2.90
Chief Vintage	C	1800	2013				2211600	130/90 B 16 M/C 73H reinf.TL	Night Dragon Fr.	2592700	180/65 B 16 M/C 81H reinf.TL	Night Dragon GT	2.50	2.90
Chief Vintage	C	1800	2013				2211500	130/90 B 16 M/C 67H TL	Night Dragon Fr.	2592700	180/65 B 16 M/C 81H reinf.TL	Night Dragon GT	2.50	2.90
FTR 1200; S MY 2019 -		1200	2019			10	2802800	120/70 R 19 M/C 60V TL	Scorpion Trail II Fr.	2803200	150/70 R 18 M/C 70V TL	Scorpion Trail II	-	-
Scout 2018 -	2	1130	2018				2211500	130/90 B 16 M/C 67H TL	Night Dragon Fr.	2592600	150/80 B 16 M/C 77H reinf.TL	Night Dragon GT	2.50	2.80
Scout 2018 -	2	1130	2018				2925100	130/90 B 16 M/C 67H TL	MT 60 RS Fr.	2925200	150/80 B 16 M/C 77H reinf.TL	MT 60 RS	2.50	2.80
Scout Bobber 2018 -	2	1130	2018			10	2211600	130/90 B 16 M/C 73H reinf.TL	Night Dragon Fr.	2592600	150/80 B 16 M/C 77H reinf.TL	Night Dragon GT	2.50	2.80
Scout Sixty 2018 -	2	999	2018			10	2211600	130/90 B 16 M/C 73H reinf.TL	Night Dragon Fr.	2592600	150/80 B 16 M/C 77H reinf.TL	Night Dragon GT	2.50	2.80
Springfield MY 2016 -		1800	2016				2211600	130/90 B 16 M/C 73H reinf.TL	Night Dragon Fr.	2592700	180/65 B 16 M/C 81H reinf.TL	Night Dragon GT	2.50	2.90
ITALJET														
Craft 50 MY 2008 -		50	2008				2769700	120/70 - 12 51P TL	Angel Scooter Fr.	2771000	130/70 - 12 62P reinf.TL	Angel Scooter	-	-
Craft 50 MY 2008 -		50	2008				2925400	120/70 - 12 58P reinf.TL	Diablo Rosso Scooter	2925500	130/70 - 12 62P reinf.TL	Diablo Rosso Scooter	-	-
VELOCIFERO		50				23	2903100	100/90 - 10 56J TL	Angel Scooter	2903100	100/90 - 10 56J TL	Angel Scooter	1.50	2.00
ITTECO														
Cool 50		50					0737100	120/90 - 10 66J TL	SL 26	0737100	120/90 - 10 66J TL	SL 26	-	-
Cool 50		50					0550500	120/90 - 10 57J TL	SL 60	0550500	120/90 - 10 57J TL	SL 60	-	-
Curio CX Super 50		50					2903200	3.00 - 10 50J reinf.TL	Angel Scooter	2903200	3.00 - 10 50J reinf.TL	Angel Scooter	-	-
Curio CX Super 50		50					0401900	3.00 - 10 42J	SC 30	0401900	3.00 - 10 42J	SC 30	-	-
Shark Tr 50 Twin Disk		50				26	2771400	130/60 - 13 M/C 60P reinf.TL	Angel Scooter	2771400	130/60 - 13 M/C 60P reinf.TL	Angel Scooter	-	-
JAWA														
215 A.2; Speedy		50					0244000	2 1/4 - 16 38J reinf.	ML 12	0244000	2 1/4 - 16 38J reinf.	ML 12	-	-
350 TS		350				26	1340900	3.25 - 18 M/C 52S TT	City Demon	2584100	3.50 - 18 M/C 62P reinf.TT	City Demon	1.80	2.30
Babett		50					0244000	2 1/4 - 16 38J reinf.	ML 12	0244000	2 1/4 - 16 38J reinf.	ML 12	-	-
KAWASAKI														
W 800	EJ800A	800	2011	2016			1405200	100/90 - 19 M/C 57V TL	Sport Demon Fr.	1404800	130/80 - 18 M/C 66V TL	Sport Demon	2.00	2.50
1400 GTR MY 2007 - 2009	ZGT 40 A	1400	2007	2009			3111300	120/70 ZR 17 M/C (58W) TL	Angel GT II Fr.	3112200	190/50 ZR 17 M/C (73W) TL	Angel GT II	2.90	2.90
1400 GTR MY 2007 - 2009	ZGT 40 A	1400	2007	2009			2497200	120/70 ZR 17 M/C (58W) TL	Angel GT A Fr.	2321300	190/50 ZR 17 M/C (73W) TL	Angel GT A	2.90	2.90
1400 GTR MY 2007 - 2009	ZGT 40 A	1400	2007	2009			1915700	120/70 ZR 17 M/C (58W) TL	Angel ST A Fr.	1968700	190/50 ZR 17 M/C (73W) TL	Angel ST	2.90	2.90
1400 GTR MY 2010 - 2014	ZGT 40 C	1400	2010	2014			3111300	120/70 ZR 17 M/C (58W) TL	Angel GT II Fr.	3112200	190/50 ZR 17 M/C (73W) TL	Angel GT II	2.90	2.90
1400 GTR MY 2010 - 2014	ZGT 40 C	1400	2010	2014			2497200	120/70 ZR 17 M/C (58W) TL	Angel GT A Fr.	2321300	190/50 ZR 17 M/C (73W) TL	Angel GT A	2.90	2.90
1400 GTR MY 2010 - 2014	ZGT 40 C	1400	2010	2014			1915700	120/70 ZR 17 M/C (58W) TL	Angel ST A Fr.	1968700	190/50 ZR 17 M/C (73W) TL	Angel ST	2.90	2.90
1400 GTR MY 2015 -	ZGT 40 E	1400	2015				3111300	120/70 ZR 17 M/C (58W) TL	Angel GT II Fr.	3112200	190/50 ZR 17 M/C (73W) TL	Angel GT II	2.90	2.90
1400 GTR MY 2015 -	ZGT 40 E	1400	2015				2497200	120/70 ZR 17 M/C (58W) TL	Angel GT A Fr.	2321300	190/50 ZR 17 M/C (73W) TL	Angel GT A	2.90	2.90
1400 GTR MY 2015 -	ZGT 40 E	1400	2015				1915700	120/70 ZR 17 M/C (58W) TL	Angel ST A Fr.	1968700	190/50 ZR 17 M/C (73W) TL	Angel ST	2.90	2.90
EN 500	EN 500 A Vers. C	500	2000	2000		23	0801000	100/90 - 19 M/C 57H TL	MT 66 Fr.	0800200	140/90 - 15 M/C 70H TL	MT 66	2.00	2.30
EN 500	EN 500 C	500	1996	1999		23	0801000	100/90 - 19 M/C 57H TL	MT 66 Fr.	0800200	140/90 - 15 M/C 70H TL	MT 66	2.00	2.30
EN 500 (20kw); (25kw)	EN 500 A; EN 500 B+C	500	1992	1999		23	0801000	100/90 - 19 M/C 57H TL	MT 66 Fr.	0800200	140/90 - 15 M/C 70H TL	MT 66	2.00	2.30
ER-5 Twister	ER 500 A; Vers. A+B	500	1997				2046800	110/70 - 17 M/C 54H TL	Sport Demon Fr.	2589500	130/70 - 17 M/C 62H TL	Sport Demon	2.25	2.50
ER-5 Twister	ER 500 A; Vers. C+D	500	2001				2046800	110/70 - 17 M/C 54H TL	Sport Demon Fr.	2589500	130/70 - 17 M/C 62H TL	Sport Demon	2.25	2.50
ER-6f	EX650 A/B	650	2006	2006		10	3111300	120/70 ZR 17 M/C (58W) TL	Angel GT II Fr.	3111700	160/60 ZR 17 M/C (69W) TL	Angel GT II	2.25	2.50
ER-6f	EX650 A/B	650	2006	2006		10	2906900	120/70 ZR 17 M/C (58W) TL	Diablo Rosso Corsa II Fr.	2907000	160/60 ZR 17 M/C (69W) TL	Diablo Rosso Corsa II	2.25	2.50
ER-6f	EX650 A/B	650	2006	2006			2387600	120/70 ZR 17 M/C (58W) TL	Angel GT Fr.	2317400	160/60 ZR 17 M/C (69W) TL	Angel GT	2.25	2.50
ER-6f	EX650 A/B	650	2006	2006			2635200	120/70 ZR 17 M/C (58W) TL	Diablo Rosso III Fr.	2635400	160/60 ZR 17 M/C (69W) TL	Diablo Rosso III	2.25	2.50
ER-6f	EX650 A/B	650	2006	2006			2291900	120/70 ZR 17 M/C (58W) TL	Diablo Rosso II K Fr.	2070200	160/60 ZR 17 M/C (69W) TL	Diablo Rosso II	2.25	2.50
ER-6f	EX650 A/B	650	2006	2006			1868400	120/70 ZR 17 M/C (58W) TL	Angel ST Fr.	1968800	160/60 ZR 17 M/C (69W) TL	Angel ST	2.25	2.50
ER-6f	EX650 A/B	650	2006	2006			1430700	120/70 ZR 17 M/C (58W) TL	Diablo Fr.	1430400	160/60 ZR 17 M/C (69W) TL	Diablo	2.25	2.50

KAWASAKI (continued)

ER-6f (all versions)	EX650E	650	2012					10	3111300	120/70 ZR 17 M/C (58W) TL	Angel GT II Fr.	3111700	160/60 ZR 17 M/C (69W) TL	Angel GT II	2.25	2.50
ER-6f (all versions)	EX650E	650	2012					10	2906900	120/70 ZR 17 M/C (58W) TL	Diablo Rosso Corsa II Fr.	2907000	160/60 ZR 17 M/C (69W) TL	Diablo Rosso Corsa II	2.25	2.50
ER-6f (all versions)	EX650E	650	2012						2387600	120/70 ZR 17 M/C (58W) TL	Angel GT Fr.	2317400	160/60 ZR 17 M/C (69W) TL	Angel GT	2.25	2.50
ER-6f (all versions)	EX650E	650	2012						2635200	120/70 ZR 17 M/C (58W) TL	Diablo Rosso III Fr.	2635400	160/60 ZR 17 M/C (69W) TL	Diablo Rosso III	2.25	2.50
ER-6f (all versions)	EX650E	650	2012						2291900	120/70 ZR 17 M/C (58W) TL	Diablo Rosso II K Fr.	2070200	160/60 ZR 17 M/C (69W) TL	Diablo Rosso II	2.25	2.50
ER-6f (all versions)	EX650E	650	2012						1868400	120/70 ZR 17 M/C (58W) TL	Angel ST Fr.	1868800	160/60 ZR 17 M/C (69W) TL	Angel ST	2.25	2.50
ER-6f: ABS	EX 650 C	650	2009					10	3111300	120/70 ZR 17 M/C (58W) TL	Angel GT II Fr.	3111700	160/60 ZR 17 M/C (69W) TL	Angel GT II	2.25	2.50
ER-6f: ABS	EX 650 C	650	2009						2906900	120/70 ZR 17 M/C (58W) TL	Diablo Rosso Corsa II Fr.	2907000	160/60 ZR 17 M/C (69W) TL	Diablo Rosso Corsa II	2.25	2.50
ER-6f: ABS	EX 650 C	650	2009						2387600	120/70 ZR 17 M/C (58W) TL	Angel GT Fr.	2317400	160/60 ZR 17 M/C (69W) TL	Angel GT	2.25	2.50
ER-6f: ABS	EX 650 C	650	2009						2635200	120/70 ZR 17 M/C (58W) TL	Diablo Rosso III Fr.	2635400	160/60 ZR 17 M/C (69W) TL	Diablo Rosso III	2.25	2.50
ER-6f: ABS	EX 650 C	650	2009						2291900	120/70 ZR 17 M/C (58W) TL	Diablo Rosso II K Fr.	2070200	160/60 ZR 17 M/C (69W) TL	Diablo Rosso II	2.25	2.50
ER-6f: ABS	EX 650 C	650	2009						1868400	120/70 ZR 17 M/C (58W) TL	Angel ST Fr.	1868800	160/60 ZR 17 M/C (69W) TL	Angel ST	2.25	2.50
ER-6n	ER650 A/B	650	2006					10	3111300	120/70 ZR 17 M/C (58W) TL	Angel GT II Fr.	3111700	160/60 ZR 17 M/C (69W) TL	Angel GT II	2.25	2.50
ER-6n	ER650 A/B	650	2006						2906900	120/70 ZR 17 M/C (58W) TL	Diablo Rosso Corsa II Fr.	2907000	160/60 ZR 17 M/C (69W) TL	Diablo Rosso Corsa II	2.25	2.50
ER-6n	ER650 A/B	650	2006						2387600	120/70 ZR 17 M/C (58W) TL	Angel GT Fr.	2317400	160/60 ZR 17 M/C (69W) TL	Angel GT	2.25	2.50
ER-6n	ER650 A/B	650	2006						2635200	120/70 ZR 17 M/C (58W) TL	Diablo Rosso III Fr.	2635400	160/60 ZR 17 M/C (69W) TL	Diablo Rosso III	2.25	2.50
ER-6n	ER650 A/B	650	2006						2291900	120/70 ZR 17 M/C (58W) TL	Diablo Rosso II K Fr.	2070200	160/60 ZR 17 M/C (69W) TL	Diablo Rosso II	2.25	2.50
ER-6n	ER650 A/B	650	2006						1868400	120/70 ZR 17 M/C (58W) TL	Angel ST Fr.	1868800	160/60 ZR 17 M/C (69W) TL	Angel ST	2.25	2.50
ER-6n	ER650 A/B	650	2006						1430700	120/70 ZR 17 M/C (58W) TL	Diablo Fr.	1430400	160/60 ZR 17 M/C (69W) TL	Diablo	2.25	2.50
ER-6n (all versions)	ER650E	650	2012	2016				10	3111300	120/70 ZR 17 M/C (58W) TL	Angel GT II Fr.	3111700	160/60 ZR 17 M/C (69W) TL	Angel GT II	2.25	2.50
ER-6n (all versions)	ER650E	650	2012	2016					2387600	120/70 ZR 17 M/C (58W) TL	Angel GT Fr.	2317400	160/60 ZR 17 M/C (69W) TL	Angel GT	2.25	2.50
ER-6n (all versions)	ER650E	650	2012	2016					2906900	120/70 ZR 17 M/C (58W) TL	Diablo Rosso Corsa II Fr.	2907000	160/60 ZR 17 M/C (69W) TL	Diablo Rosso Corsa II	2.25	2.50
ER-6n (all versions)	ER650E	650	2012	2016					2635200	120/70 ZR 17 M/C (58W) TL	Diablo Rosso III Fr.	2635400	160/60 ZR 17 M/C (69W) TL	Diablo Rosso III	2.25	2.50
ER-6n (all versions)	ER650E	650	2012	2016					2291900	120/70 ZR 17 M/C (58W) TL	Diablo Rosso II K Fr.	2070200	160/60 ZR 17 M/C (69W) TL	Diablo Rosso II	2.25	2.50
ER-6n (all versions)	ER650E	650	2012	2016					1868400	120/70 ZR 17 M/C (58W) TL	Angel ST Fr.	1868800	160/60 ZR 17 M/C (69W) TL	Angel ST	2.25	2.50
ER-6n: ABS	ER650C	650	2009					10	3111300	120/70 ZR 17 M/C (58W) TL	Angel GT II Fr.	3111700	160/60 ZR 17 M/C (69W) TL	Angel GT II	2.25	2.50
ER-6n: ABS	ER650C	650	2009						2387600	120/70 ZR 17 M/C (58W) TL	Angel GT Fr.	2317400	160/60 ZR 17 M/C (69W) TL	Angel GT	2.25	2.50
ER-6n: ABS	ER650C	650	2009						2906900	120/70 ZR 17 M/C (58W) TL	Diablo Rosso Corsa II Fr.	2907000	160/60 ZR 17 M/C (69W) TL	Diablo Rosso Corsa II	2.25	2.50
ER-6n: ABS	ER650C	650	2009						2635200	120/70 ZR 17 M/C (58W) TL	Diablo Rosso III Fr.	2635400	160/60 ZR 17 M/C (69W) TL	Diablo Rosso III	2.25	2.50
ER-6n: ABS	ER650C	650	2009						2291900	120/70 ZR 17 M/C (58W) TL	Diablo Rosso II K Fr.	2070200	160/60 ZR 17 M/C (69W) TL	Diablo Rosso II	2.25	2.50
ER-6n: ABS	ER650C	650	2009						1868400	120/70 ZR 17 M/C (58W) TL	Angel ST Fr.	1868800	160/60 ZR 17 M/C (69W) TL	Angel ST	2.25	2.50
GPX 750 R	ZX 750 F	750	1987						1342100	110/90 - 16 M/C 59V TL	Sport Demon Fr.	1405000	140/70 - 18 M/C 67V TL	Sport Demon	2.50	2.90
GPZ 1100 MY 1983 - 1985	KZT 10 B Vers. A	1100	1983				1985		1404400	110/90 - 18 M/C 61V TL	Sport Demon Fr.	1403800	130/90 - 17 M/C 68V TL	Sport Demon	2.20	2.80
GPZ 1100 / ABS	ZXT 10 E	1100	1995	1996			1996	10	3111300	120/70 ZR 17 M/C (58W) TL	Angel GT II Fr.	3111900	170/60 ZR 17 M/C (72W) TL	Angel GT II	2.50	2.90
GPZ 1100 / ABS	ZXT 10 E	1100	1995	1996			1996		2387600	120/70 ZR 17 M/C (58W) TL	Angel GT Fr.	2317500	170/60 ZR 17 M/C (72W) TL	Angel GT	2.50	2.90
GPZ 400	KZ 400 J Vers. M	400						10	1341300	90/90 - 19 M/C 52S TT	City Demon Fr.	1404500	110/90 - 18 M/C 61H TL	Sport Demon	2.00	2.50
GPZ 400	KZ 400 J Vers. ZX	400							1419700	100/90 - 18 M/C 56H TL	Sport Demon Fr.	1404500	110/90 - 18 M/C 61H TL	Sport Demon	2.00	2.20
GPZ 500 S 25 kW	EX 500 D Vers. E	500						22	2046800	110/70 - 17 M/C 54H TL	Sport Demon Fr.	2589500	130/70 - 17 M/C 62H TL	Sport Demon	2.25	2.50
GPZ 500 S; 37kW; 44kW	EX 500 D Vers. E	500							2046800	110/70 - 17 M/C 54H TL	Sport Demon Fr.	2589500	130/70 - 17 M/C 62H TL	Sport Demon	2.25	2.50
GPZ 550	KZ 550 B Vers. H	550							1419700	100/90 - 18 M/C 56H TL	Sport Demon Fr.	1404600	120/80 - 18 M/C 62H TL	Sport Demon	2.00	2.50
GPZ 600 R	KZ 600 A	600	1986						1342100	110/90 - 16 M/C 59V TL	Sport Demon Fr.	1403600	130/90 - 16 M/C 67V TL	Sport Demon	2.25	2.50
GPZ 750	KZ 750 E Vers. A	750	1983				1984		1404400	110/90 - 18 M/C 61V TL	Sport Demon Fr.	1404800	130/80 - 18 M/C 66V TL	Sport Demon	2.25	2.90
GPZ 750 (with full fairing)	KZ 750 E Vers. A	750	1985						1404400	110/90 - 18 M/C 61V TL	Sport Demon Fr.	1404800	130/80 - 18 M/C 66V TL	Sport Demon	2.25	2.90
GPZ 750 R	ZX 750 G	750	1985						1447800	120/80 V 16 M/C (60V) TL	Sport Demon Fr.	1404800	130/80 - 18 M/C 66V TL	Sport Demon	2.50	2.90
GPZ 900 R	ZX 900 A / 1-6	900	1984				1989		1447800	120/80 V 16 M/C (60V) TL	Sport Demon Fr.	1404800	130/80 - 18 M/C 66V TL	Sport Demon	2.50	2.90
J 125 (all versions)	J6	125	2016						2768700	120/80 - 14 M/C 58S TL	Diablo Rosso Scooter Fr.	2769100	150/70 - 13 M/C 64S TL	Diablo Rosso Scooter	2.00	2.25
J 300 (all versions)	C4	300	2014						2768700	120/80 - 14 M/C 58S TL	Diablo Rosso Scooter Fr.	2769100	150/70 - 13 M/C 64S TL	Diablo Rosso Scooter	2.00	2.25
KH 125	KH 250 B	125	1977						1966900	2.75 - 18 M/C 42P TL	City Demon Fr.	3745300	3.00 - 18 M/C 52P reinf. TL	City Demon	1.80	2.00
KH 250	KH 250	250	1976					26	1340900	3.25 - 18 M/C 52S TT	City Demon	2584100	3.50 - 18 M/C 62P reinf. TT	City Demon	1.75	2.50
KLE 500	LE 500 A	500	1991					23	2526800	90/90 - 21 M/C 54V TL	Scorpion Trail II Fr.	2526900	130/80 R 17 M/C 65V TL	Scorpion Trail II	1.50	2.25
KLE 500 MY 2005 -	LE 500 A Vers. B	500	2005					23	2526800	90/90 - 21 M/C 54V TL	Scorpion Trail II Fr.	2526900	130/80 R 17 M/C 65V TL	Scorpion Trail II	1.50	2.25
KLE 500 MY 2005 -	LE 500 A Vers. B	500	2005					23	1726500	90/90 - 21 M/C 54S TT	Scorpion Trail Fr.	1726900	130/80 - 17 M/C 65S TT	Scorpion Trail	1.50	2.25

FITMENT MOTORCYCLE / 152

Footnotes see last page



MODEL	TYPE	CC	MY From	MY To	Footnotes	FRONT		REAR		Tread	Tread	Pressure	
						IP-Code	Dimension	IP-Code	Dimension			Front	Rear
KL 600 E	KL 600 A Vers. B	600	1984		23	2526800	90/90 - 21 M/C 54V TL	Scorpion Trail II Fr.	2526900	130/80 R 17 M/C 65V TL	Scorpion Trail II	1.50	2.25
KLR 600 E	KL 600 A Vers. B	600	1984		23	0281800	90/90 - 21 M/C 54H TL	MT 60 Fr.	0284000	130/80 - 17 M/C 65H TL	MT 60	1.50	2.25
KLR 600 E	KL 600 A Vers. B	600	1984		23	1726500	90/90 - 21 M/C 54S TT	Scorpion Trail Fr.	1726900	130/80 - 17 M/C 65S TT	Scorpion Trail	1.50	2.25
KLR 650 MY 1995 - 1999	KL 650 C	650	1995	1999	23	0281800	90/90 - 21 M/C 54H TL	MT 60 Fr.	0947500	120/90 - 17 M/C 64S TT	MT 60	1.50	2.00
KLR 650 MY 1995 - 1999	KL 650 C	650	1995	1999	23	1005200	90/90 - 21 M/C 54S TT	MT 90 Front A/T	1004300	120/90 - 17 M/C 64S TT	MT 90 A/T	1.50	2.00
KLR 650 MY 1995 - 1999	KL 650 C	650	1995	1999	23	1726500	90/90 - 21 M/C 54S TT	Scorpion Trail Fr.	1726700	120/90 - 17 M/C 64S TT	Scorpion Trail	1.50	2.00
KLR 650 MY 1999 -	KL 650 C	650	1999		23	0281800	90/90 - 21 M/C 54H TL	MT 60 Fr.	0947500	120/90 - 17 M/C 64S TT	MT 60	1.50	2.00
KLR 650; TENGAI	KL 650 A Vers. A; B	650	1989		23	2526800	90/90 - 21 M/C 54V TL	Scorpion Trail II Fr.	2526900	130/80 R 17 M/C 65V TL	Scorpion Trail II	1.50	2.00
KLR 650; TENGAI	KL 650 A Vers. A; B	650	1989		23	0281800	90/90 - 21 M/C 54H TL	MT 60 Fr.	0284000	130/80 - 17 M/C 65H TL	MT 60	1.50	2.00
KLR 650; TENGAI	KL 650 A Vers. A; B	650	1989		23	1726500	90/90 - 21 M/C 54S TT	Scorpion Trail Fr.	1726900	130/80 - 17 M/C 65S TT	Scorpion Trail	1.50	2.00
KLV 1000	WWSB	1000	2004		24	2490900	110/80 R 19 M/C 59V TL	Angel GT Fr. ab DOT 2815	2491000	150/70 R 17 M/C 69V TL	Angel GT ab DOT 2815	2.50	2.80
KLV 1000	WWSB	1000	2004			2865100	110/80 R 19 M/C 59V M+S TL	Scorpion Rally STR Fr.	2865200	150/70 R 17 M/C 69V M+S TL	Scorpion Rally STR	2.50	2.80
KLV 1000	WWSB	1000	2004			2526500	110/80 R 19 M/C 59V TL	Scorpion Trail II Fr.	2527100	150/70 R 17 M/C 69V TL	Scorpion Trail II	2.50	2.80
KLV 450 R MY 2007 -		450	2007		6	1418500	80/100 - 21 M/C 51R MST TT	MT 16 Garacross Fr.	1418700	110/100 - 18 NHS TT	MT 16 Garacross	-	-
KLR 650	LX 650 C	650	1993		23	2526800	90/90 - 21 M/C 54V TL	Scorpion Trail II Fr.	2526900	130/80 R 17 M/C 65V TL	Scorpion Trail II	1.50	2.25
KLR 650	LX 650 C	650	1993		23	0281800	90/90 - 21 M/C 54H TL	MT 60 Fr.	0284000	130/80 - 17 M/C 65H TL	MT 60	1.50	2.00
KLR 650	LX 650 C	650	1993		23	1726500	90/90 - 21 M/C 54S TT	Scorpion Trail Fr.	1726900	130/80 - 17 M/C 65S TT	Scorpion Trail	1.50	2.25
KLR 650 R	LX 650 C	650	1998		6	2322100	90/90 - 21 M/C 54M M+S TT	Scorpion PRO Fr.	2322200	120/90 - 17 M/C 66H TL	Scorpion PRO	-	-
LTD 450 Liquid Cooled	EN 450 A	450	2003			0801000	100/90 - 19 M/C 57H TL	MT 66 Fr.	0800200	140/90 - 15 M/C 70H TL	MT 66	2.00	2.30
Ninja 125 MY 2019 -	BX125A	125	2019		10	2580800	100/80 - 17 M/C 52S TL	Angel City Fr.	3243400	130/70 - 17 M/C 62S TL	Angel City	2.00	2.25
Ninja 125 MY 2019 -	BX125A	125	2019		10	2583900	100/80 - 17 M/C 52H TL	Sport Demon Fr.	2589500	130/70 - 17 M/C 62H TL	Sport Demon	2.00	2.25
Ninja 250 R	EX 250 K	250	2008		27	2702200	110/70 - 17 M/C 54S TL	Angel City	3243400	130/70 - 17 M/C 62S TL	Angel City	2.00	2.25
Ninja 250 R	EX 250 K	250	2008		20	2046800	110/70 - 17 M/C 54H TL	Sport Demon Fr.	2589500	130/70 - 17 M/C 62H TL	Sport Demon	2.00	2.25
Ninja 300 ABS	EX 300 A Ver. B	300	2013		27	2702200	110/70 - 17 M/C 54H TL	Sport Demon Fr.	2589600	140/70 - 17 M/C 66H TL	Sport Demon	2.00	2.25
Ninja 300 ABS	EX 300 A Ver. B	300	2013		27	2702200	110/70 - 17 M/C 54S TL	Angel City	3566600	140/70 - 17 M/C 66S TL	Angel City	2.00	2.25
Ninja 400 MY 2018 -	EX400G	400	2018		10	2854900	110/70 R 17 M/C 54H TL	Diablo Rosso III Fr.	2855100	150/60 R 17 M/C 66H TL	Diablo Rosso III	2.00	2.25
Ninja 650 ABS MY 2017 -	EX 650 K; EX 650 KA2	650	2017		10	3111300	120/70 ZR 17 M/C (58W) TL	Angel GT II Fr.	3111700	160/60 ZR 17 M/C (69W) TL	Angel GT II	2.25	2.50
Ninja 650 ABS MY 2017 -	EX 650 K; EX 650 KA2	650	2017		29	2906900	120/70 ZR 17 M/C (58W) TL	Diablo Rosso Corsa II Fr.	2907000	160/60 ZR 17 M/C (69W) TL	Diablo Rosso Corsa II	2.25	2.50
Ninja 650 ABS MY 2017 -	EX 650 K; EX 650 KA2	650	2017		29	2387600	120/70 ZR 17 M/C (58W) TL	Angel GT Fr.	2317400	160/60 ZR 17 M/C (69W) TL	Angel GT	2.25	2.50
Ninja 650 ABS MY 2017 -	EX 650 K; EX 650 KA2	650	2017		26	2635200	120/70 ZR 17 M/C (58W) TL	Diablo Rosso III Fr.	2635400	160/60 ZR 17 M/C (69W) TL	Diablo Rosso III	2.25	2.50
Ninja H2 MY 2015 - 2016	ZXT 00 N	1000	2015	2016	10	2812600	120/70 ZR 17 M/C (58W) V3 TL	Diablo Rosso SP Fr.	3310700	200/55 ZR 17 M/C (78W) V3 TL	Diablo Rosso SP	2.50	2.90
Ninja H2 MY 2015 - 2016	ZXT 00 N	1000	2015	2016	21	166900	120/70 ZR 17 M/C (58W) TL	Diablo Supercorsa SP Fr.	2167000	200/55 ZR 17 M/C (78W) TL	Diablo Supercorsa SP	2.50	2.90
Ninja H2 MY 2015 - 2016	ZXT 00 N	1000	2015	2016	29	2906900	120/70 ZR 17 M/C (58W) TL	Diablo Rosso Corsa II Fr.	2907500	200/55 ZR 17 M/C (78W) TL	Diablo Rosso Corsa II	2.50	2.90
Ninja H2 MY 2015 - 2016	ZXT 00 N	1000	2015	2016	10	2635200	120/70 ZR 17 M/C (58W) TL	Diablo Rosso III Fr.	2635900	200/55 ZR 17 M/C (78W) TL	Diablo Rosso III	2.50	2.90
Ninja H2 MY 2017 -	ZXT 00 X	1000	2017		10	2812600	120/70 ZR 17 M/C (58W) V3 TL	Diablo Supercorsa SP Fr.	3310700	200/55 ZR 17 M/C (78W) V3 TL	Diablo Supercorsa SP	2.50	2.90
Ninja H2 MY 2017 -	ZXT 00 X	1000	2017		10	2906900	120/70 ZR 17 M/C (58W) TL	Diablo Rosso Corsa II Fr.	2907500	200/55 ZR 17 M/C (78W) TL	Diablo Rosso Corsa II	2.50	2.90
Ninja H2 MY 2017 -	ZXT 00 X	1000	2017		10	2166900	120/70 ZR 17 M/C (58W) TL	Diablo Supercorsa SP Fr.	2167000	200/55 ZR 17 M/C (78W) TL	Diablo Supercorsa SP	2.50	2.90
Ninja H2 MY 2017 -	ZXT 00 X	1000	2017		10	2635200	120/70 ZR 17 M/C (58W) TL	Diablo Rosso III Fr.	2635900	200/55 ZR 17 M/C (78W) TL	Diablo Rosso III	2.50	2.90
Ninja H2 (all versions) MY 2019 -	ZXT02J	1000	2019		10	2635200	120/70 ZR 17 M/C (58W) TL	Diablo Rosso III Fr.	2635900	200/55 ZR 17 M/C (78W) TL	Diablo Rosso III	2.50	2.90
Ninja H2 (all versions) MY 2019 -	ZXT02J	1000	2019		10	2812600	120/70 ZR 17 M/C (58W) V3 TL	Diablo Supercorsa SP Fr.	3310700	200/55 ZR 17 M/C (78W) V3 TL	Diablo Supercorsa SP	2.50	2.90
Ninja H2 (all versions) MY 2019 -	ZXT02J	1000	2019		10	2906900	120/70 ZR 17 M/C (58W) TL	Diablo Rosso Corsa II Fr.	2907500	200/55 ZR 17 M/C (78W) TL	Diablo Rosso Corsa II	2.50	2.90
Ninja H2 SX SE+ MY 2019 -	ZXT02A Vers. D	1000	2019		10	3113000	120/70 ZR 17 M/C (58W) TL	Angel GT II Fr.	3112400	190/55 ZR 17 M/C (75W) TL	Angel GT II	2.50	2.90
Ninja H2 SX SE+ MY 2019 -	ZXT02A Vers. D	1000	2019		10	2812600	120/70 ZR 17 M/C (58W) V3 TL	Diablo Supercorsa SP Fr.	3115100	190/55 ZR 17 M/C (75W) V3 TL	Diablo Supercorsa SP	2.50	2.90
Ninja H2 SX SE+ MY 2019 -	ZXT02A Vers. D	1000	2019		10	2906900	120/70 ZR 17 M/C (58W) TL	Diablo Rosso Corsa II Fr.	2907400	190/55 ZR 17 M/C (75W) TL	Diablo Rosso Corsa II	2.50	2.90
Ninja H2 SX SE+ MY 2019 -	ZXT02A Vers. D	1000	2019		10	2635200	120/70 ZR 17 M/C (58W) TL	Diablo Rosso III Fr.	2635800	190/55 ZR 17 M/C (75W) TL	Diablo Rosso III	2.50	2.90
Ninja H2 SX; SE MY 2018 -	ZXT02A	1000	2018		10	3113000	120/70 ZR 17 M/C (58W) TL	Angel GT II Fr.	3112400	190/55 ZR 17 M/C (75W) TL	Angel GT II	2.50	2.90
Ninja H2 SX; SE MY 2018 -	ZXT02A	1000	2018		10	2387600	120/70 ZR 17 M/C (58W) TL	Angel GT Fr.	2317800	190/55 ZR 17 M/C (75W) TL	Angel GT	2.50	2.90

KAWASAKI (continued)



MODEL	TYPE	CC	MY From	MY To	Footnotes	FRONT			REAR			Pressure	
						IP-Code	Dimension	Tread	IP-Code	Dimension	Tread	Front	Rear
Ninja ZX-6R	ZX 600 F	600	1995			2316900	120/60 ZR 17 M/C (55W) TL	Angel GT Fr.	2317400	160/60 ZR 17 M/C (69W) TL	Angel GT	2.50	2.90
Ninja ZX-6R	ZX 600 F	600	1995			2635100	120/60 ZR 17 M/C (55W) TL	Diablo Rosso III Fr.	2635400	160/60 ZR 17 M/C (69W) TL	Diablo Rosso III	2.50	2.90
Ninja ZX-6R	ZX 600 F	600	1995			2070000	120/60 ZR 17 M/C (55W) TL	Diablo Rosso II Fr.	2070200	160/60 ZR 17 M/C (69W) TL	Diablo Rosso II	2.50	2.90
Ninja ZX-6R	ZX 600 F	600	1995			2595800	120/60 ZR 17 M/C (55W) TL	Angel ST Fr.	1868800	160/60 ZR 17 M/C (69W) TL	Angel ST	2.50	2.90
Ninja ZX-6R	ZX 600 R	600	2009			10 3111300	120/70 ZR 17 M/C (58W) TL	Angel GT II Fr.	3112000	180/55 ZR 17 M/C (73W) TL	Angel GT II	2.50	2.90
Ninja ZX-6R	ZX 600 R	600	2009			10 2812600	120/70 ZR 17 M/C (58W) V3 TL	Diablo Supercorsa SP Fr.	3106800	180/55 ZR 17 M/C (73W) V3 TL	Diablo Supercorsa SP	2.50	2.90
Ninja ZX-6R	ZX 600 R	600	2009			2387600	120/70 ZR 17 M/C (58W) TL	Angel GT Fr.	2317600	180/55 ZR 17 M/C (73W) TL	Angel GT	2.50	2.90
Ninja ZX-6R	ZX 600 R	600	2009			2906900	120/70 ZR 17 M/C (58W) TL	Diablo Rosso Corsa II Fr.	2907100	180/55 ZR 17 M/C (73W) TL	Diablo Rosso Corsa II	2.50	2.90
Ninja ZX-6R	ZX 600 R	600	2009			2166900	120/70 ZR 17 M/C (58W) TL	Diablo Supercorsa SP Fr.	2244800	180/55 ZR 17 M/C (73W) TL	Diablo Supercorsa SP	2.50	2.90
Ninja ZX-6R	ZX 600 R	600	2009			2635200	120/70 ZR 17 M/C (58W) TL	Diablo Rosso III Fr.	2635500	180/55 ZR 17 M/C (73W) TL	Diablo Rosso III	2.50	2.90
Ninja ZX-6R	ZX 600 R	600	2009			1734600	120/70 ZR 17 M/C (58W) TL	Diablo Rosso Corsa Fr.	1927700	180/55 ZR 17 M/C (73W) TL	Diablo Rosso Corsa	2.50	2.90
Ninja ZX-6R	ZX 600 R	600	2009			1888400	120/70 ZR 17 M/C (58W) TL	Angel ST Fr.	1868500	180/55 ZR 17 M/C (73W) TL	Angel ST	2.50	2.90
Ninja ZX-6R	ZX 600 R	600	2009			2291900	120/70 ZR 17 M/C (58W) TL	Diablo Rosso II K Fr.	2068500	180/55 ZR 17 M/C (73W) TL	Diablo Rosso II	2.50	2.90
Ninja ZX-6R	ZX 636 B	636	2003			2907600	120/65 ZR 17 M/C (56W) TL	Diablo Rosso III Fr.	2635500	180/55 ZR 17 M/C (73W) TL	Diablo Rosso III	2.50	2.90
Ninja ZX-6R MY 1998 -	ZX 600 G Vers. G++H	600	1998			10 3111200	120/60 ZR 17 M/C (55W) TL	Angel GT II Fr.	3111900	170/60 ZR 17 M/C (72W) TL	Angel GT II	2.50	2.90
Ninja ZX-6R MY 1998 -	ZX 600 G Vers. G++H	600	1998			2316900	120/60 ZR 17 M/C (55W) TL	Angel GT Fr.	2317500	170/60 ZR 17 M/C (72W) TL	Angel GT	2.50	2.90
Ninja ZX-6R MY 1998 -	ZX 600 G Vers. G++H	600	1998			2070000	120/60 ZR 17 M/C (55W) TL	Diablo Rosso II Fr.	2070300	170/60 ZR 17 M/C (72W) TL	Diablo Rosso II	2.50	2.90
Ninja ZX-6R MY 2000 -	ZX 600 J	600	2000			2907600	120/65 ZR 17 M/C (56W) TL	Diablo Rosso III Fr.	2635500	180/55 ZR 17 M/C (73W) TL	Diablo Rosso III	2.50	2.90
Ninja ZX-6R MY 2005 -	ZX 636 C	636	2005			2907600	120/65 ZR 17 M/C (56W) TL	Diablo Rosso III Fr.	2635500	180/55 ZR 17 M/C (73W) TL	Diablo Rosso III	2.50	2.90
Ninja ZX-6R MY 2007 -	ZX 600 P	600	2007			10 3111300	120/70 ZR 17 M/C (58W) TL	Angel GT II Fr.	3112000	180/55 ZR 17 M/C (73W) TL	Angel GT II	2.50	2.90
Ninja ZX-6R MY 2007 -	ZX 600 P	600	2007			10 2812600	120/70 ZR 17 M/C (58W) V3 TL	Diablo Supercorsa SP Fr.	3106800	180/55 ZR 17 M/C (73W) V3 TL	Diablo Supercorsa SP	2.50	2.90
Ninja ZX-6R MY 2007 -	ZX 600 P	600	2007			2166900	120/70 ZR 17 M/C (58W) TL	Diablo Supercorsa SP Fr.	2244800	180/55 ZR 17 M/C (73W) TL	Diablo Supercorsa SP	2.50	2.90
Ninja ZX-6R MY 2007 -	ZX 600 P	600	2007			2906900	120/70 ZR 17 M/C (58W) TL	Diablo Rosso Corsa II Fr.	2907100	180/55 ZR 17 M/C (73W) TL	Diablo Rosso Corsa II	2.50	2.90
Ninja ZX-6R MY 2007 -	ZX 600 P	600	2007			2387600	120/70 ZR 17 M/C (58W) TL	Angel GT Fr.	2317600	180/55 ZR 17 M/C (73W) TL	Angel GT	2.50	2.90
Ninja ZX-6R MY 2007 -	ZX 600 P	600	2007			2635200	120/70 ZR 17 M/C (58W) TL	Diablo Rosso III Fr.	2635500	180/55 ZR 17 M/C (73W) TL	Diablo Rosso III	2.50	2.90
Ninja ZX-6R MY 2007 -	ZX 600 P	600	2007			1734600	120/70 ZR 17 M/C (58W) TL	Diablo Rosso Corsa Fr.	1927700	180/55 ZR 17 M/C (73W) TL	Diablo Rosso Corsa	2.50	2.90
Ninja ZX-6R MY 2007 -	ZX 600 P	600	2007			2291900	120/70 ZR 17 M/C (58W) TL	Diablo Rosso II K Fr.	2068500	180/55 ZR 17 M/C (73W) TL	Diablo Rosso II	2.50	2.90
Ninja ZX-6R MY 2007 -	ZX 600 P	600	2007			1888400	120/70 ZR 17 M/C (58W) TL	Angel ST Fr.	1868500	180/55 ZR 17 M/C (73W) TL	Angel ST	2.50	2.90
Ninja ZX-6R MY 2019 -	ZX636G	636	2019			10 3111300	120/70 ZR 17 M/C (58W) TL	Angel GT II Fr.	3112000	180/55 ZR 17 M/C (73W) TL	Angel GT II	2.50	2.90
Ninja ZX-6R MY 2019 -	ZX636G	636	2019			10 2635200	120/70 ZR 17 M/C (58W) TL	Diablo Rosso III Fr.	2635500	180/55 ZR 17 M/C (73W) TL	Diablo Rosso III	2.50	2.90
Ninja ZX-6R MY 2019 -	ZX636G	636	2019			10 2906900	120/70 ZR 17 M/C (58W) TL	Diablo Rosso Corsa II Fr.	2907100	180/55 ZR 17 M/C (73W) TL	Diablo Rosso Corsa II	2.50	2.90
Ninja ZX-6R MY 2019 -	ZX636G	636	2019			10 2812600	120/70 ZR 17 M/C (58W) V3 TL	Diablo Supercorsa SP Fr.	3106800	180/55 ZR 17 M/C (73W) V3 TL	Diablo Supercorsa SP	2.50	2.90
Ninja ZX-6R 636	ZX 636 A	636	2002			2907600	120/65 ZR 17 M/C (56W) TL	Diablo Rosso III Fr.	2635500	180/55 ZR 17 M/C (73W) TL	Diablo Rosso III	2.50	2.90
Ninja ZX-6R 636 (all versions)	ZX 636 E	636	2013			10 3111300	120/70 ZR 17 M/C (58W) TL	Angel GT II Fr.	3112000	180/55 ZR 17 M/C (73W) TL	Angel GT II	2.50	2.90
Ninja ZX-6R 636 (all versions)	ZX 636 E	636	2013			10 2812600	120/70 ZR 17 M/C (58W) V3 TL	Diablo Supercorsa SP Fr.	3106800	180/55 ZR 17 M/C (73W) V3 TL	Diablo Supercorsa SP	2.50	2.90
Ninja ZX-6R 636 (all versions)	ZX 636 E	636	2013			2166900	120/70 ZR 17 M/C (58W) TL	Diablo Supercorsa SP Fr.	2244800	180/55 ZR 17 M/C (73W) TL	Diablo Supercorsa SP	2.50	2.90
Ninja ZX-6R 636 (all versions)	ZX 636 E	636	2013			2906900	120/70 ZR 17 M/C (58W) TL	Diablo Rosso Corsa II Fr.	2907100	180/55 ZR 17 M/C (73W) TL	Diablo Rosso Corsa II	2.50	2.90
Ninja ZX-6R 636 (all versions)	ZX 636 E	636	2013			2387600	120/70 ZR 17 M/C (58W) TL	Angel GT Fr.	2317600	180/55 ZR 17 M/C (73W) TL	Angel GT	2.50	2.90
Ninja ZX-6R 636 (all versions)	ZX 636 E	636	2013			2635200	120/70 ZR 17 M/C (58W) TL	Diablo Rosso III Fr.	2635500	180/55 ZR 17 M/C (73W) TL	Diablo Rosso III	2.50	2.90
Ninja ZX-6R 636 (all versions)	ZX 636 E	636	2013			1734600	120/70 ZR 17 M/C (58W) TL	Diablo Rosso Corsa Fr.	1927700	180/55 ZR 17 M/C (73W) TL	Diablo Rosso Corsa	2.50	2.90
Ninja ZX-6R 636 (all versions)	ZX 636 E	636	2013			2291900	120/70 ZR 17 M/C (58W) TL	Diablo Rosso II K Fr.	2068500	180/55 ZR 17 M/C (73W) TL	Diablo Rosso II	2.50	2.90
Ninja ZX-6R 636 (all versions)	ZX 600 K Vers. K	600	2003			2907600	120/65 ZR 17 M/C (56W) TL	Diablo Rosso III Fr.	2635500	180/55 ZR 17 M/C (73W) TL	Diablo Rosso III	2.50	2.90
Ninja ZX-6RR MY 2004 -	ZX 600 K Vers. M	600	2004			2907600	120/65 ZR 17 M/C (56W) TL	Diablo Rosso III Fr.	2635500	180/55 ZR 17 M/C (73W) TL	Diablo Rosso III	2.50	2.90
Ninja ZX-6RR MY 2005 -	ZX 600 N	600	2005			2907600	120/65 ZR 17 M/C (56W) TL	Diablo Rosso III Fr.	2635500	180/55 ZR 17 M/C (73W) TL	Diablo Rosso III	2.50	2.90
Ninja ZX-9R	ZX 900 B	900	1990	1997		10 3111300	120/70 ZR 17 M/C (58W) TL	Angel GT II Fr.	3112000	180/55 ZR 17 M/C (73W) TL	Angel GT II	2.50	2.90
Ninja ZX-9R	ZX 900 B	900	1990	1997		10 2812600	120/70 ZR 17 M/C (58W) V3 TL	Diablo Supercorsa SP Fr.	3106800	180/55 ZR 17 M/C (73W) V3 TL	Diablo Supercorsa SP	2.50	2.90
Ninja ZX-9R	ZX 900 B	900	1990	1997		2635200	120/70 ZR 17 M/C (58W) TL	Diablo Rosso III Fr.	2635500	180/55 ZR 17 M/C (73W) TL	Diablo Rosso III	2.50	2.90
Ninja ZX-9R	ZX 900 B	900	1990	1997		2906900	120/70 ZR 17 M/C (58W) TL	Diablo Rosso Corsa II Fr.	2907100	180/55 ZR 17 M/C (73W) TL	Diablo Rosso Corsa II	2.50	2.90

KAWASAKI (continued)



MODEL	TYPE	CC	MY From	MY To	Footnotes	FRONT			REAR			Pressure	
						IP-Code	Dimension	Tread	IP-Code	Dimension	Tread	Front	Rear
Versys 1000	LZT 00 B	1000	2015		10	3111300	120/70 ZR 17 M/C (58W) TL	Angel GT II Fr.	3112000	180/55 ZR 17 M/C (73W) TL	Angel GT II	2.50	2.90
Versys 1000	LZT 00 B	1000	2015			2526300	120/70 ZR 17 M/C (53W) TL	Scorpion Trail II Fr.	2527400	180/55 ZR 17 M/C (73W) TL	Scorpion Trail II	2.50	2.90
Versys 1000	LZT 00 B	1000	2015			2635200	120/70 ZR 17 M/C (58W) TL	Diablo Rosso III Fr.	2635500	180/55 ZR 17 M/C (73W) TL	Diablo Rosso III	2.50	2.90
Versys 1000 MY 2019 -	LZT00C	1000	2019		10	3111300	120/70 ZR 17 M/C (58W) TL	Angel GT II Fr.	3112000	180/55 ZR 17 M/C (73W) TL	Angel GT II	2.50	2.90
Versys 1000 MY 2019 -	LZT00C	1000	2019		10	2906900	120/70 ZR 17 M/C (53W) TL	Diablo Rosso Corsa II Fr.	2907100	180/55 ZR 17 M/C (73W) TL	Diablo Rosso Corsa II	2.50	2.90
Versys 1000 MY 2019 -	LZT00C	1000	2019		10	2635200	120/70 ZR 17 M/C (58W) TL	Diablo Rosso III Fr.	2635500	180/55 ZR 17 M/C (73W) TL	Diablo Rosso III	2.50	2.90
Versys 650	LE 650 E; EA2	650	2015		10	3111300	120/70 ZR 17 M/C (58W) TL	Angel GT II Fr.	3111700	160/60 ZR 17 M/C (69W) TL	Diablo Rosso II	2.25	2.50
Versys 650	LE 650 E; EA2	650	2015		10	2906900	120/70 ZR 17 M/C (53W) TL	Diablo Rosso Corsa II Fr.	2907000	160/60 ZR 17 M/C (69W) TL	Diablo Rosso Corsa II	2.25	2.50
Versys 650	LE 650 E; EA2	650	2015			2526300	120/70 ZR 17 M/C (58W) TL	Scorpion Trail II Fr.	2527200	160/60 ZR 17 M/C (69W) TL	Scorpion Trail II	2.25	2.50
Versys 650	LE 650 E; EA2	650	2015			2387600	120/70 ZR 17 M/C (58W) TL	Angel GT Fr.	2317400	160/60 ZR 17 M/C (69W) TL	Angel GT	2.25	2.50
Versys 650	LE 650 E; EA2	650	2015			2635200	120/70 ZR 17 M/C (58W) TL	Diablo Rosso III Fr.	2635400	160/60 ZR 17 M/C (69W) TL	Diablo Rosso III	2.25	2.50
Versys X 300 MY 2017 -	LE300C	300	2017		10	1405200	100/90 - 19 M/C 57V TL	Sport Demon Fr.	1343200	130/80 - 17 M/C 65H TL	Sport Demon	2.00	2.25
Versys X 300 MY 2017 -	LE300C	300	2017		10	2002100	100/90 - 19 M/C 57V TL	Scorpion Trail Fr.	1726900	130/80 - 17 M/C 65S TT	Scorpion Trail	2.00	2.25
VN 1500 Classic	VNT 50D	1500	1996		23	2211500	130/90 B 16 M/C 67H TL	Night Dragon Fr.	2592600	150/80 B 16 M/C 77H reinf. TL	Night Dragon GT	2.00	2.50
VN 1500 Classic	VNT 50D	1500	1996		23	2211500	130/90 B 16 M/C 67H TL	Night Dragon Fr.	1772600	150/80 B 16 M/C 77H reinf. TL	Night Dragon	2.00	2.50
VN 1500 Classic	VNT 50D	1500	1996		10	2925100	130/90 B 16 M/C 67H TL	MT 60 RS Fr.	2925200	150/80 B 16 M/C 77H reinf. TL	MT 60 RS	2.00	2.50
VN 1500 Classic	VNT 50D	1500	1996		23	0800600	130/90 - 16 M/C 67H TL	MT 66 Fr.	0800500	150/80 - 16 M/C 71H TL	MT 66	2.00	2.50
VN 1500 Classic Fi	VNT 50N	1500	2001			2211500	130/90 B 16 M/C 67H TL	Night Dragon Fr.	2592600	150/80 B 16 M/C 77H reinf. TL	Night Dragon GT	2.00	2.80
VN 1500 Classic Fi	VNT 50N	1500	2001			2211500	130/90 B 16 M/C 67H TL	Night Dragon Fr.	1772600	150/80 B 16 M/C 77H reinf. TL	Night Dragon	2.00	2.80
VN 1500 Classic Fi	VNT 50N	1500	2001		10	2925100	130/90 B 16 M/C 67H TL	MT 60 RS Fr.	2925200	150/80 B 16 M/C 77H reinf. TL	MT 60 RS	2.00	2.80
VN 1500 Classic Tourer	VNT 50G	1500	1998			1815400	150/80 B 16 M/C 71H TL	Night Dragon Fr.	2592600	150/80 B 16 M/C 77H reinf. TL	Night Dragon GT	2.25	2.80
VN 1500 Classic Tourer	VNT 50G	1500	1998			1815400	150/80 B 16 M/C 71H TL	Night Dragon Fr.	1772600	150/80 B 16 M/C 77H reinf. TL	Night Dragon	2.25	2.80
VN 1500 Classic Tourer	VNT 50G	1500	1998			0800700	150/80 - 16 M/C 71H TL	MT 66 Fr.	0800500	150/80 - 16 M/C 71H TL	MT 66	2.25	2.80
VN 1500 Drifter MY 1999 -	VNT 50J	1500	1999		23	2211500	130/90 B 16 M/C 67H TL	Night Dragon Fr.	2592600	150/80 B 16 M/C 77H reinf. TL	Night Dragon GT	2.00	2.50
VN 1500 Drifter MY 1999 -	VNT 50J	1500	1999		23	2211500	130/90 B 16 M/C 67H TL	Night Dragon Fr.	1772600	150/80 B 16 M/C 77H reinf. TL	Night Dragon	2.00	2.50
VN 1500 Drifter MY 1999 -	VNT 50J	1500	1999		10	2925100	130/90 B 16 M/C 67H TL	MT 60 RS Fr.	2925200	150/80 B 16 M/C 77H reinf. TL	MT 60 RS	2.00	2.50
VN 1500 Drifter MY 1999 -	VNT 50J	1500	1999			0800600	130/90 - 16 M/C 67H TL	MT 66 Fr.	0800500	150/80 - 16 M/C 71H TL	MT 66	2.00	2.50
VN 750 Vulcan	VN 750 A; A-D	750	1985	1997		0801000	100/90 - 19 M/C 57H TL	MT 66 Fr.	0800300	150/90 - 15 M/C 74H TL	MT 66	2.00	2.25
VN 800	VN 800 A	800			23	0801100	80/90 - 21 M/C 48H TT	MT 66 Fr.	0851900	140/90 - 16 M/C 71H TL	MT 66	2.25	2.25
VN 800 Classic	VN 800 A Vers. B	800			23	0800600	130/90 - 16 M/C 67H TL	MT 66 Fr.	0851900	140/90 - 16 M/C 71H TL	MT 66	2.25	2.25
VN 800 Drifter	VN 800 C Vers. C+E	800	1999		23	0800600	130/90 - 16 M/C 67H TL	MT 66 Fr.	0851900	140/90 - 16 M/C 71H TL	MT 66	2.25	2.25
VN 800 Drifter	VN 800 C Vers. C+E	800	1999		23	0800600	130/90 - 16 M/C 67H TL	MT 66 Fr.	0851900	140/90 - 16 M/C 71H TL	MT 66	2.25	2.25
VN 900 Classic; Vulcan 900 Classic	VN 900 B	900	2006		23	0800600	130/90 B 16 M/C 67H TL	Night Dragon Fr.	1815500	180/70 B 15 M/C 76H TL	Night Dragon	2.00	2.25
VN 900 Classic; Vulcan 900 Classic	VN 900 B	900	2006			0800600	130/90 - 16 M/C 67H TL	MT 66 Fr.	0929000	180/70 - 15 M/C 76H TL	MT 66	2.00	2.25
VN 900 Custom / Vulcan 900 Custom	VN 900 C	900	2007		23	0801100	80/90 - 21 M/C 48H TT	MT 66 Fr.	0929000	180/70 - 15 M/C 76H TL	MT 66	2.80	2.25
Vulcan S	EN 650 A; D; DA2	650	2015			2317200	120/70 ZR 18 M/C (59W) TL	Angel GT Fr.	2317400	160/60 ZR 17 M/C (69W) TL	Angel GT	2.25	2.50
W 650	EJ 650 A / A	650	1999		23	1405200	100/90 - 19 M/C 57V TL	Sport Demon Fr.	1404800	130/80 - 18 M/C 66V TL	Sport Demon	2.00	2.50
W 650	EJ 650 A Vers. C	650	2001		23	1405200	100/90 - 19 M/C 57V TL	Sport Demon Fr.	1404800	130/80 - 18 M/C 66V TL	Sport Demon	2.00	2.50
W800 MY 2019 -	EJ800B	800	2019		10	1419700	100/90 - 18 M/C 56H TL	Sport Demon Fr.	1404800	130/80 - 18 M/C 66V TL	Sport Demon	2.00	2.50
Z 1000	ZRT 00 A	1000	2003	2006	10	2812600	120/70 ZR 17 M/C (58W) V3 TL	Diablo Supercorsa SP Fr.	3310600	190/50 ZR 17 M/C (73W) V3 TL	Diablo Supercorsa SP	2.50	2.90
Z 1000	ZRT 00 A	1000	2003	2006	10	3111300	120/70 ZR 17 M/C (58W) TL	Angel GT II Fr.	3112200	190/50 ZR 17 M/C (73W) TL	Angel GT II	2.50	2.90
Z 1000	ZRT 00 A	1000	2003	2006		2166900	120/70 ZR 17 M/C (58W) TL	Diablo Supercorsa SP Fr.	2304300	190/50 ZR 17 M/C (73W) TL	Diablo Supercorsa SP	2.50	2.90
Z 1000	ZRT 00 A	1000	2003	2006		2906900	120/70 ZR 17 M/C (58W) TL	Diablo Rosso Corsa II Fr.	2907300	190/50 ZR 17 M/C (73W) TL	Diablo Rosso Corsa II	2.50	2.90
Z 1000	ZRT 00 A	1000	2003	2006		2387600	120/70 ZR 17 M/C (58W) TL	Angel GT Fr.	2317700	190/50 ZR 17 M/C (73W) TL	Angel GT	2.50	2.90
Z 1000	ZRT 00 A	1000	2003	2006		2635200	120/70 ZR 17 M/C (58W) TL	Diablo Rosso III Fr.	2635700	190/50 ZR 17 M/C (73W) TL	Diablo Rosso III	2.50	2.90
Z 1000	ZRT 00 A	1000	2003	2006		2291900	120/70 ZR 17 M/C (58W) TL	Diablo Rosso II K Fr.	2068600	190/50 ZR 17 M/C (73W) TL	Diablo Rosso II	2.50	2.90
Z 1000 (all versions)	ZRT 00 B	1000	2007	2009	10	3111300	120/70 ZR 17 M/C (58W) TL	Angel GT II Fr.	3112200	190/50 ZR 17 M/C (73W) TL	Angel GT II	2.50	2.90
Z 1000 (all versions)	ZRT 00 B	1000	2007	2009	10	2812600	120/70 ZR 17 M/C (58W) V3 TL	Diablo Supercorsa SP Fr.	3310600	190/50 ZR 17 M/C (73W) V3 TL	Diablo Supercorsa SP	2.50	2.90

KAWASAKI (continued)

KAWASAKI (continued)

Z 1000 (all versions)	ZRT 00 B	1000	2007	2009				2387600	120/70 ZR 17 M/C (58W) TL	Angel GT Fr.	2317700	190/50 ZR 17 M/C (73W) TL	Angel GT	2.50	2.90
Z 1000 (all versions)	ZRT 00 B	1000	2007	2009			2166900	120/70 ZR 17 M/C (58W) TL	Diablo Supercorsa SP Fr.	Diablo Supercorsa SP Fr.	2304300	190/50 ZR 17 M/C (73W) TL	Diablo Supercorsa SP	2.50	2.90
Z 1000 (all versions)	ZRT 00 B	1000	2007	2009			2635200	120/70 ZR 17 M/C (58W) TL	Diablo Rosso III Fr.	Diablo Rosso III	2635700	190/50 ZR 17 M/C (73W) TL	Diablo Rosso III	2.50	2.90
Z 1000 (all versions)	ZRT 00 B	1000	2007	2009			2291900	120/70 ZR 17 M/C (58W) TL	Diablo Rosso II K Fr.	Diablo Rosso II	2068600	190/50 ZR 17 M/C (73W) TL	Diablo Rosso II	2.50	2.90
Z 1000 (all versions)	ZRT 00 D	1000	2010	2013			3111300	120/70 ZR 17 M/C (58W) TL	Angel GT II Fr.	Angel GT II	3112200	190/50 ZR 17 M/C (73W) TL	Angel GT II	2.50	2.90
Z 1000 (all versions)	ZRT 00 D	1000	2010	2013			2387600	120/70 ZR 17 M/C (58W) TL	Angel GT Fr.	Angel GT	2317700	190/50 ZR 17 M/C (73W) TL	Angel GT	2.50	2.90
Z 1000 (all versions)	ZRT 00 D	1000	2010	2013			2635200	120/70 ZR 17 M/C (58W) TL	Diablo Rosso III Fr.	Diablo Rosso III	2635700	190/50 ZR 17 M/C (73W) TL	Diablo Rosso III	2.50	2.90
Z 1000 (all versions)	ZRT 00 D	1000	2010	2013			2291900	120/70 ZR 17 M/C (58W) TL	Diablo Rosso II K Fr.	Diablo Rosso II	2068600	190/50 ZR 17 M/C (73W) TL	Diablo Rosso II	2.50	2.90
Z 1000 (all versions)	ZRT 00 D	1000	2010	2013			1868400	120/70 ZR 17 M/C (58W) TL	Angel ST Fr.	Angel ST	1868700	190/50 ZR 17 M/C (73W) TL	Angel ST	2.50	2.90
Z 1000 SX MY 2014 -	ZXT 00 L	1000	2014				3111300	120/70 ZR 17 M/C (58W) TL	Angel GT II Fr.	Angel GT II	3112200	190/50 ZR 17 M/C (73W) TL	Angel GT II	2.50	2.90
Z 1000 SX MY 2014 -	ZXT 00 L	1000	2014				2387600	120/70 ZR 17 M/C (58W) TL	Angel GT Fr.	Angel GT A	2321300	190/50 ZR 17 M/C (73W) TL	Angel GT A	2.50	2.90
Z 1000 SX MY 2017 -	ZXT 00 W	1000	2017				3111300	120/70 ZR 17 M/C (58W) TL	Angel GT II Fr.	Angel GT II	3112200	190/50 ZR 17 M/C (73W) TL	Angel GT II	2.50	2.90
Z 1000 SX MY 2017 -	ZXT 00 W	1000	2017				2387600	120/70 ZR 17 M/C (58W) TL	Angel GT Fr.	Angel GT	2317700	190/50 ZR 17 M/C (73W) TL	Angel GT	2.50	2.90
Z 1000 SX MY 2017 -	ZXT 00 W	1000	2017				2906900	120/70 ZR 17 M/C (58W) TL	Diablo Rosso Corsa II Fr.	Diablo Rosso Corsa II	2907300	190/50 ZR 17 M/C (73W) TL	Diablo Rosso Corsa II	2.50	2.90
Z 1000 SX MY 2017 -	ZXT 00 W	1000	2017				2635200	120/70 ZR 17 M/C (58W) TL	Diablo Rosso III Fr.	Diablo Rosso III	2635700	190/50 ZR 17 M/C (73W) TL	Diablo Rosso III	2.50	2.90
Z 1000 SX; ABS	ZXT 00 G	1000	2011				3111300	120/70 ZR 17 M/C (58W) TL	Angel GT II Fr.	Angel GT II	3112200	190/50 ZR 17 M/C (73W) TL	Angel GT II	2.50	2.90
Z 1000 SX; ABS	ZXT 00 G	1000	2011				2387600	120/70 ZR 17 M/C (58W) TL	Angel GT Fr.	Angel GT	2317700	190/50 ZR 17 M/C (73W) TL	Angel GT	2.50	2.90
Z 1000 SX; ABS	ZXT 00 G	1000	2011				2635200	120/70 ZR 17 M/C (58W) TL	Diablo Rosso III Fr.	Diablo Rosso III	2635700	190/50 ZR 17 M/C (73W) TL	Diablo Rosso III	2.50	2.90
Z 1000 SX; ABS	ZXT 00 G	1000	2011				2291900	120/70 ZR 17 M/C (58W) TL	Diablo Rosso II K Fr.	Diablo Rosso II	2068600	190/50 ZR 17 M/C (73W) TL	Diablo Rosso II	2.50	2.90
Z 1000 SX; ABS	ZXT 00 G	1000	2011				14	2291900	120/70 ZR 17 M/C (58W) TL	Diablo Rosso II K Fr.	2068600	190/50 ZR 17 M/C (73W) TL	Diablo Rosso II	2.50	2.90
Z 1000; R MY 2014 - 2016	ZRT 00 F	1000	2014	2016			2812600	120/70 ZR 17 M/C (58W) V3 TL	Diablo Supercorsa SP Fr.	Diablo Supercorsa SP Fr.	3310600	190/50 ZR 17 M/C (73W) V3 TL	Diablo Supercorsa SP	2.50	2.90
Z 1000; R MY 2014 - 2016	ZRT 00 F	1000	2014	2016			3111300	120/70 ZR 17 M/C (58W) TL	Angel GT II Fr.	Angel GT II	3112200	190/50 ZR 17 M/C (73W) TL	Angel GT II	2.50	2.90
Z 1000; R MY 2014 - 2016	ZRT 00 F	1000	2014	2016			2387600	120/70 ZR 17 M/C (58W) TL	Angel GT Fr.	Angel GT	2317700	190/50 ZR 17 M/C (73W) TL	Angel GT	2.50	2.90
Z 1000; R MY 2014 - 2016	ZRT 00 F	1000	2014	2016			2635200	120/70 ZR 17 M/C (58W) TL	Diablo Rosso III Fr.	Diablo Rosso III	2635700	190/50 ZR 17 M/C (73W) TL	Diablo Rosso III	2.50	2.90
Z 1000; R MY 2014 - 2016	ZRT 00 F	1000	2014	2016			291900	120/70 ZR 17 M/C (58W) TL	Diablo Rosso II K Fr.	Diablo Rosso II	2068600	190/50 ZR 17 M/C (73W) TL	Diablo Rosso II	2.50	2.90
Z 1000; R MY 2014 - 2016	ZRT 00 F	1000	2014	2016			2580800	100/80 - 17 M/C 52S TL	Angel City Fr.	Angel City	3243400	130/70 - 17 M/C 62S TL	Angel City	2.00	2.25
Z 1000; R MY 2017 -	ZRT 00 H	1000	2017				2812600	120/70 ZR 17 M/C (58W) V3 TL	Diablo Supercorsa SP Fr.	Diablo Supercorsa SP	3310600	190/50 ZR 17 M/C (73W) V3 TL	Diablo Supercorsa SP	2.50	2.90
Z 1000; R MY 2017 -	ZRT 00 H	1000	2017				3111300	120/70 ZR 17 M/C (58W) TL	Angel GT II Fr.	Angel GT II	3112200	190/50 ZR 17 M/C (73W) TL	Angel GT II	2.50	2.90
Z 1000; R MY 2017 -	ZRT 00 H	1000	2017				2387600	120/70 ZR 17 M/C (58W) TL	Angel GT Fr.	Angel GT	2317700	190/50 ZR 17 M/C (73W) TL	Angel GT	2.50	2.90
Z 1000; R MY 2017 -	ZRT 00 H	1000	2017				2635200	120/70 ZR 17 M/C (58W) TL	Diablo Rosso III Fr.	Diablo Rosso III	2635700	190/50 ZR 17 M/C (73W) TL	Diablo Rosso III	2.50	2.90
Z 1000; R MY 2017 -	ZRT 00 H	1000	2017				2291900	120/70 ZR 17 M/C (58W) TL	Diablo Rosso II K Fr.	Diablo Rosso II	2068600	190/50 ZR 17 M/C (73W) TL	Diablo Rosso II	2.50	2.90
Z 125 MY 2019 -	BR125K	125	2019				2580800	100/80 - 17 M/C 52S TL	Angel City Fr.	Angel City	3243400	130/70 - 17 M/C 62S TL	Angel City	2.00	2.25
Z 125 MY 2019 -	BR125K	125	2019				2583900	100/80 - 17 M/C 52H TL	Sport Demon Fr.	Sport Demon	2589500	130/70 - 17 M/C 62H TL	Sport Demon	2.00	2.25
Z 1300	KZT 30 AG	1300	1979				1404400	110/90 - 18 M/C 61V TL	Sport Demon Fr.	Sport Demon	1403800	130/90 - 17 M/C 68V TL	Sport Demon	2.00	2.80
Z 250	KZ 250 A Vers. A	250	1979				2375600	3.00 - 18 M/C 47S TL	City Demon Fr.	City Demon	2584100	3.50 - 18 M/C 62P reinf.TT	City Demon	1.75	2.50
Z 300	ER 300 A	300	2015				2046800	110/70 R 17 M/C 54H TL	Sport Demon Fr.	Sport Demon	2589600	140/70 - 17 M/C 66H TL	Sport Demon	2.00	2.25
Z 400 MY 2019 -	ER400D	400	2019				2854900	110/70 R 17 M/C 54H TL	Diablo Rosso III Fr.	Diablo Rosso III	2855100	150/60 R 17 M/C 66H TL	Diablo Rosso III	2.00	2.25
Z 400 MY 2019 -	ER400D	400	2019				2635000	110/70 ZR 17 M/C 54W TL	Diablo Rosso III Fr.	Diablo Rosso III	2635500	150/60 ZR 17 M/C 66W TL	Diablo Rosso III	2.00	2.25
Z 400 F	KZ 400 J Vers. B	400					1341300	90/90 - 19 M/C 52S TT	City Demon Fr.	City Demon	1404500	110/90 - 18 M/C 61H TL	Sport Demon	2.00	2.50
Z 550 GT	KZ 550 B Vers. G	550	1983				1405200	100/90 - 19 M/C 57V TL	Sport Demon Fr.	Sport Demon	1404700	120/90 - 18 M/C 65V TL	Sport Demon	2.00	2.50
Z 550 GT	KZ 550 B Vers. G	550	1983				0801000	100/90 - 19 M/C 57H TL	MT 66 Fr.	MT 66	1004100	120/90 - 18 M/C 65H TL	MT 66	2.00	2.50
Z 650 ABS MY 2017 -	ER 650 H; ER 650 HA2	650	2017				3111300	120/70 ZR 17 M/C (58W) TL	Angel GT II Fr.	Angel GT II	3111700	160/60 ZR 17 M/C (69W) TL	Angel GT II	2.25	2.50
Z 650 ABS MY 2017 -	ER 650 H; ER 650 HA2	650	2017				2906900	120/70 ZR 17 M/C (58W) TL	Diablo Rosso Corsa II Fr.	Diablo Rosso Corsa II	2907000	160/60 ZR 17 M/C (69W) TL	Diablo Rosso Corsa II	2.25	2.50
Z 650 ABS MY 2017 -	ER 650 H; ER 650 HA2	650	2017				2387600	120/70 ZR 17 M/C (58W) TL	Angel GT Fr.	Angel GT	2317400	160/60 ZR 17 M/C (69W) TL	Angel GT	2.25	2.50
Z 650 ABS MY 2017 -	ER 650 H; ER 650 HA2	650	2017				2635200	120/70 ZR 17 M/C (58W) TL	Diablo Rosso III Fr.	Diablo Rosso III	2635400	160/60 ZR 17 M/C (69W) TL	Diablo Rosso III	2.25	2.50
Z 750	ZR 750 J Vers. J	750	2004				2812600	120/70 ZR 17 M/C (58W) V3 TL	Diablo Supercorsa SP Fr.	Diablo Supercorsa SP	3106800	180/55 ZR 17 M/C (73W) V3 TL	Diablo Supercorsa SP	2.50	2.90
Z 750	ZR 750 J Vers. J	750	2004				3111300	120/70 ZR 17 M/C (58W) TL	Angel GT II Fr.	Angel GT II	3112000	180/55 ZR 17 M/C (73W) TL	Angel GT II	2.50	2.90
Z 750	ZR 750 J Vers. J	750	2004				2387600	120/70 ZR 17 M/C (58W) TL	Angel GT Fr.	Angel GT	2317600	180/55 ZR 17 M/C (73W) TL	Angel GT	2.50	2.90
Z 750	ZR 750 J Vers. J	750	2004				2166900	120/70 ZR 17 M/C (58W) TL	Diablo Supercorsa SP Fr.	Diablo Supercorsa SP	2244800	180/55 ZR 17 M/C (73W) TL	Diablo Supercorsa SP	2.50	2.90
Z 750	ZR 750 J Vers. J	750	2004				2906900	120/70 ZR 17 M/C (58W) TL	Diablo Rosso Corsa II Fr.	Diablo Rosso Corsa II	2907100	180/55 ZR 17 M/C (73W) TL	Diablo Rosso Corsa II	2.50	2.90
Z 750	ZR 750 J Vers. J	750	2004				2526300	120/70 ZR 17 M/C (58W) TL	Scorpion Trail III Fr.	Scorpion Trail II	2527400	180/55 ZR 17 M/C (73W) TL	Scorpion Trail II	2.50	2.90
Z 750	ZR 750 J Vers. J	750	2004				2635200	120/70 ZR 17 M/C (58W) TL	Diablo Rosso III Fr.	Diablo Rosso III	2635500	180/55 ZR 17 M/C (73W) TL	Diablo Rosso III	2.50	2.90
Z 750	ZR 750 J Vers. J	750	2004				1734600	120/70 ZR 17 M/C (58W) TL	Diablo Rosso Corsa Fr.	Diablo Rosso Corsa	1927700	180/55 ZR 17 M/C (73W) TL	Diablo Rosso Corsa	2.50	2.90
Z 750	ZR 750 J Vers. J	750	2004				1868400	120/70 ZR 17 M/C (58W) TL	Angel ST Fr.	Angel ST	1868500	180/55 ZR 17 M/C (73W) TL	Angel ST	2.50	2.90

FITMENT MOTORCYCLE / 158

Footnotes see last page



MODEL	TYPE	CC	MY From	MY To	Footnotes	FRONT			REAR			Pressure	
						IP-Code	Dimension	Tread	IP-Code	Dimension	Tread	Front	Rear
Z 750	ZR 750 J Vers. J	750	2004			2291900	120/70 ZR 17 M/C (58W) TL	Diablo Rosso II K Fr.	2068500	180/55 ZR 17 M/C (73W) TL	Diablo Rosso II	2.50	2.90
Z 750	ZR 750 J Vers. J	750	2004			1430700	120/70 ZR 17 M/C (58W) TL	Diablo Fr.	1430000	180/55 ZR 17 M/C (73W) TL	Diablo	2.50	2.90
Z 750 (all versions)	ZR 750 L	750	2007		10	3111300	120/70 ZR 17 M/C (58W) TL	Angel GT II Fr.	3112000	180/55 ZR 17 M/C (73W) TL	Angel GT II	2.50	2.90
Z 750 (all versions)	ZR 750 L	750	2007		10	2526300	120/70 ZR 17 M/C (58W) TL	Scorpion Trail II Fr.	2527400	180/55 ZR 17 M/C (73W) TL	Scorpion Trail II	2.50	2.90
Z 750 (all versions)	ZR 750 L	750	2007			2906900	120/70 ZR 17 M/C (58W) TL	Diablo Rosso Corsa II Fr.	2907100	180/55 ZR 17 M/C (73W) TL	Diablo Rosso Corsa II	2.50	2.90
Z 750 (all versions)	ZR 750 L	750	2007			2387600	120/70 ZR 17 M/C (58W) TL	Angel GT Fr.	2317600	180/55 ZR 17 M/C (73W) TL	Angel GT	2.50	2.90
Z 750 (all versions)	ZR 750 L	750	2007			2635200	120/70 ZR 17 M/C (58W) TL	Diablo Rosso III Fr.	2635500	180/55 ZR 17 M/C (73W) TL	Diablo Rosso III	2.50	2.90
Z 750 (all versions)	ZR 750 L	750	2007			1734600	120/70 ZR 17 M/C (58W) TL	Diablo Rosso Corsa Fr.	1927700	180/55 ZR 17 M/C (73W) TL	Diablo Rosso Corsa	2.50	2.90
Z 750 (all versions)	ZR 750 L	750	2007			2291900	120/70 ZR 17 M/C (58W) TL	Diablo Rosso II K Fr.	2068500	180/55 ZR 17 M/C (73W) TL	Diablo Rosso II	2.50	2.90
Z 750 GP	KZ 750 E Vers. R	750	1980			1405200	100/90 - 19 M/C 57V TL	Sport Demon Fr.	1404700	120/90 - 18 M/C 65V TL	Sport Demon	2.50	2.90
Z 750 GT	KZ 750 E-P	750	1982			1405200	100/90 - 19 M/C 57V TL	Sport Demon Fr.	1404700	120/90 - 18 M/C 65V TL	Sport Demon	2.20	2.80
Z 750 GT	KZ 750 E-P	750	1982			0801000	100/90 - 19 M/C 57H TL	MT 66 Fr.	1004100	120/90 - 18 M/C 65H TL	MT 66	2.20	2.80
Z 750 R; ABS	ZR 750 N	750	2011		10	2812600	120/70 ZR 17 M/C (58W) V3 TL	Diablo Supercorsa SP Fr.	3106800	180/55 ZR 17 M/C (73W) V3 TL	Diablo Supercorsa SP	2.50	2.90
Z 750 R; ABS	ZR 750 N	750	2011		10	3111300	120/70 ZR 17 M/C (58W) TL	Angel GT II Fr.	3112000	180/55 ZR 17 M/C (73W) TL	Angel GT II	2.50	2.90
Z 750 R; ABS	ZR 750 N	750	2011			2387600	120/70 ZR 17 M/C (58W) TL	Angel GT Fr.	2317600	180/55 ZR 17 M/C (73W) TL	Angel GT	2.50	2.90
Z 750 R; ABS	ZR 750 N	750	2011			2635200	120/70 ZR 17 M/C (58W) TL	Diablo Rosso III Fr.	2635500	180/55 ZR 17 M/C (73W) TL	Diablo Rosso III	2.50	2.90
Z 750 R; ABS	ZR 750 N	750	2011		14	2291900	120/70 ZR 17 M/C (58W) TL	Diablo Rosso II K Fr.	2068500	180/55 ZR 17 M/C (73W) TL	Diablo Rosso II	2.50	2.90
Z 750 R; ABS	ZR 750 N	750	2011		10	3111300	120/70 ZR 17 M/C (58W) TL	Angel GT II Fr.	3112000	180/55 ZR 17 M/C (73W) TL	Angel GT II	2.50	2.90
Z 750 S	ZR 750 J Vers. K	750	2005		10	2812600	120/70 ZR 17 M/C (58W) V3 TL	Diablo Supercorsa SP Fr.	3106800	180/55 ZR 17 M/C (73W) V3 TL	Diablo Supercorsa SP	2.50	2.90
Z 750 S	ZR 750 J Vers. K	750	2005		10	2526300	120/70 ZR 17 M/C (58W) TL	Scorpion Trail II Fr.	2527400	180/55 ZR 17 M/C (73W) TL	Scorpion Trail II	2.50	2.90
Z 750 S	ZR 750 J Vers. K	750	2005			2166900	120/70 ZR 17 M/C (58W) TL	Diablo Supercorsa SP Fr.	2244800	180/55 ZR 17 M/C (73W) TL	Diablo Supercorsa SP	2.50	2.90
Z 750 S	ZR 750 J Vers. K	750	2005			2387600	120/70 ZR 17 M/C (58W) TL	Angel GT Fr.	2317600	180/55 ZR 17 M/C (73W) TL	Angel GT	2.50	2.90
Z 750 S	ZR 750 J Vers. K	750	2005			2906900	120/70 ZR 17 M/C (58W) TL	Diablo Rosso Corsa II Fr.	2907100	180/55 ZR 17 M/C (73W) TL	Diablo Rosso Corsa II	2.50	2.90
Z 750 S	ZR 750 J Vers. K	750	2005			2635200	120/70 ZR 17 M/C (58W) TL	Diablo Rosso III Fr.	2635500	180/55 ZR 17 M/C (73W) TL	Diablo Rosso III	2.50	2.90
Z 750 S	ZR 750 J Vers. K	750	2005			1734600	120/70 ZR 17 M/C (58W) TL	Diablo Rosso Corsa Fr.	1927700	180/55 ZR 17 M/C (73W) TL	Diablo Rosso Corsa	2.50	2.90
Z 750 S	ZR 750 J Vers. K	750	2005			1430700	120/70 ZR 17 M/C (58W) TL	Diablo Fr.	1430000	180/55 ZR 17 M/C (73W) TL	Diablo	2.50	2.90
Z 750 S	ZR 750 J Vers. K	750	2005			2291900	120/70 ZR 17 M/C (58W) TL	Diablo Rosso II K Fr.	2068500	180/55 ZR 17 M/C (73W) TL	Diablo Rosso II	2.50	2.90
Z 750 S	ZR 750 J Vers. K	750	2005			1888400	120/70 ZR 17 M/C (58W) TL	Angel ST Fr.	1868500	180/55 ZR 17 M/C (73W) TL	Angel ST	2.50	2.90
Z 750 Sport (naked)	KZ 750 E Vers. R	750				0801000	100/90 - 19 M/C 57V TL	Sport Demon Fr.	1404700	120/90 - 18 M/C 65V TL	Sport Demon	2.50	2.90
Z 750 Sport (naked)	KZ 750 E Vers. R	750				0801000	100/90 - 19 M/C 57H TL	MT 66 Fr.	1004100	120/90 - 18 M/C 65H TL	MT 66	2.50	2.90
Z 800 ABS	ZR 800 A	800	2013		10	3111300	120/70 ZR 17 M/C (58W) TL	Angel GT II Fr.	3112000	180/55 ZR 17 M/C (73W) TL	Angel GT II	2.50	2.90
Z 800 ABS	ZR 800 A	800	2013			2387600	120/70 ZR 17 M/C (58W) TL	Angel GT Fr.	2317600	180/55 ZR 17 M/C (73W) TL	Angel GT	2.50	2.90
Z 800 ABS	ZR 800 A	800	2013			2906900	120/70 ZR 17 M/C (58W) TL	Diablo Rosso Corsa II Fr.	2907100	180/55 ZR 17 M/C (73W) TL	Diablo Rosso Corsa II	2.50	2.90
Z 800 ABS	ZR 800 A	800	2013			2635200	120/70 ZR 17 M/C (58W) TL	Diablo Rosso III Fr.	2635500	180/55 ZR 17 M/C (73W) TL	Diablo Rosso III	2.50	2.90
Z 800 ABS	ZR 800 A	800	2013			2291900	120/70 ZR 17 M/C (58W) TL	Diablo Rosso II K Fr.	2068500	180/55 ZR 17 M/C (73W) TL	Diablo Rosso II	2.50	2.90
Z 800 E ABS	ZR 800 C	800	2013		10	3111300	120/70 ZR 17 M/C (58W) TL	Angel GT II Fr.	3112000	180/55 ZR 17 M/C (73W) TL	Angel GT II	2.50	2.90
Z 800 E ABS	ZR 800 C	800	2013			2906900	120/70 ZR 17 M/C (58W) TL	Diablo Rosso Corsa II Fr.	2907100	180/55 ZR 17 M/C (73W) TL	Diablo Rosso Corsa II	2.50	2.90
Z 800 E ABS	ZR 800 C	800	2013			2387600	120/70 ZR 17 M/C (58W) TL	Angel GT Fr.	2317600	180/55 ZR 17 M/C (73W) TL	Angel GT	2.50	2.90
Z 800 E ABS	ZR 800 C	800	2013			2635200	120/70 ZR 17 M/C (58W) TL	Diablo Rosso III Fr.	2635500	180/55 ZR 17 M/C (73W) TL	Diablo Rosso III	2.50	2.90
Z 800 E ABS	ZR 800 C	800	2013			2291900	120/70 ZR 17 M/C (58W) TL	Diablo Rosso II K Fr.	2068500	180/55 ZR 17 M/C (73W) TL	Diablo Rosso II	2.50	2.90
Z 800 E ABS	ZR 800 F	800	2016		10	3111300	120/70 ZR 17 M/C (58W) TL	Angel GT II Fr.	3112000	180/55 ZR 17 M/C (73W) TL	Angel GT II	2.50	2.90
Z 800 E ABS	ZR 800 F	800	2016			2906900	120/70 ZR 17 M/C (58W) TL	Diablo Rosso Corsa II Fr.	2907100	180/55 ZR 17 M/C (73W) TL	Diablo Rosso Corsa II	2.50	2.90
Z 800 E ABS	ZR 800 F	800	2016			2635200	120/70 ZR 17 M/C (58W) TL	Diablo Rosso III Fr.	2635500	180/55 ZR 17 M/C (73W) TL	Diablo Rosso III	2.50	2.90
Z 800 E ABS	ZR 800 F	800	2016			2291900	120/70 ZR 17 M/C (58W) TL	Diablo Rosso II K Fr.	2068500	180/55 ZR 17 M/C (73W) TL	Diablo Rosso II	2.50	2.90
Z 800 E ABS	ZR 800 F	800	2016			3111300	120/70 ZR 17 M/C (58W) TL	Angel GT II Fr.	3112000	180/55 ZR 17 M/C (73W) TL	Angel GT II	2.50	2.90
Z 800 E ABS	ZR 800 F	800	2016			2906900	120/70 ZR 17 M/C (58W) TL	Diablo Rosso Corsa II Fr.	2907100	180/55 ZR 17 M/C (73W) TL	Diablo Rosso Corsa II	2.50	2.90
Z 800 E ABS	ZR 800 F	800	2016			2635200	120/70 ZR 17 M/C (58W) TL	Diablo Rosso III Fr.	2635500	180/55 ZR 17 M/C (73W) TL	Diablo Rosso III	2.50	2.90
Z 800 E ABS	ZR 800 F	800	2016			2291900	120/70 ZR 17 M/C (58W) TL	Diablo Rosso II K Fr.	2068500	180/55 ZR 17 M/C (73W) TL	Diablo Rosso II	2.50	2.90
Z 800 E ABS	ZR 800 F	800	2016		10	3111300	120/70 ZR 17 M/C (58W) TL	Angel GT II Fr.	3112000	180/55 ZR 17 M/C (73W) TL	Angel GT II	2.50	2.90
Z 900 ABS MY 2017 -	ZR900B; ZR900D/A2	900	2017			2636200	120/70 ZR 17 M/C (58W) TL	Phantom Sportscomp Fr.	2636300	180/55 ZR 17 M/C (73W) TL	Phantom Sportscomp	2.50	2.90
Z 900 ABS MY 2017 -	ZR900B; ZR900D/A2	900	2017			2387600	120/70 ZR 17 M/C (58W) TL	Angel GT Fr.	2317600	180/55 ZR 17 M/C (73W) TL	Angel GT	2.50	2.90

KAWASAKI (continued)

KAWASAKI (continued)

Z 900 ABS MY 2017 -	ZR900B; ZR900D/A2	900	2017					2906900	120/70 ZR 17 M/C (58W) TL	Diablo Rosso Corsa II Fr.	2907100	180/55 ZR 17 M/C (73W) TL	Diablo Rosso Corsa II	2.50	2.90
Z 900 ABS MY 2017 -	ZR900B; ZR900D/A2	900	2017					2635200	120/70 ZR 17 M/C (58W) TL	Diablo Rosso III Fr.	2635500	180/55 ZR 17 M/C (73W) TL	Diablo Rosso III	2.50	2.90
Z 900 RS; Cafe MY 2018 -	ZR900C	950	2018					3111300	120/70 ZR 17 M/C (58W) TL	Angel GT II Fr.	3112000	180/55 ZR 17 M/C (73W) TL	Angel GT II	2.50	2.90
Z 900 RS; Cafe MY 2018 -	ZR900C	950	2018					2636200	120/70 ZR 17 M/C (58W) TL	Phantom Sportscomp Fr.	2636300	180/55 ZR 17 M/C (73W) TL	Phantom Sportscomp	2.50	2.90
Z 900 RS; Cafe MY 2018 -	ZR900C	950	2018					2906900	120/70 ZR 17 M/C (58W) TL	Diablo Rosso Corsa II Fr.	2907100	180/55 ZR 17 M/C (73W) TL	Diablo Rosso Corsa II	2.50	2.90
Z 900 RS; Cafe MY 2018 -	ZR900C	950	2018					2387600	120/70 ZR 17 M/C (58W) TL	Angel GT Fr.	2317600	180/55 ZR 17 M/C (73W) TL	Angel GT	2.50	2.90
Z 900 RS; Cafe MY 2018 -	ZR900C	950	2018					2635200	120/70 ZR 17 M/C (58W) TL	Diablo Rosso III Fr.	2635500	180/55 ZR 17 M/C (73W) TL	Diablo Rosso III	2.50	2.90
Zephyr 550	ZR 550 B	550	1991					1343000	110/80 - 17 M/C 57H TL	Sport Demon Fr.	1405000	140/70 - 18 M/C 67V TL	Sport Demon	2.00	2.25
Zephyr 750	ZR 750 C	750	1991					3111300	120/70 ZR 17 M/C (58W) TL	Angel GT II Fr.	3111600	150/70 ZR 17 M/C (69W) TL	Angel GT II	2.00	2.25
Zephyr 750 (spoke wheel)	ZR 750 C Vers. D	750	1996					3111300	120/70 ZR 17 M/C (58W) TL	Angel GT II Fr.	3111600	150/70 ZR 17 M/C (69W) TL	Angel GT II	2.00	2.25
ZR-7	ZR 750 F Vers. F	750	1999					3111300	120/70 ZR 17 M/C (58W) TL	Angel GT II Fr.	3111700	160/60 ZR 17 M/C (69W) TL	Angel GT II	2.50	2.50
ZR-7	ZR 750 F Vers. F	750	1999					2635200	120/70 ZR 17 M/C (58W) TL	Diablo Rosso III Fr.	2635400	160/60 ZR 17 M/C (69W) TL	Diablo Rosso III	2.50	2.50
ZR-7	ZR 750 F Vers. F	750	1999					2906900	120/70 ZR 17 M/C (58W) TL	Diablo Rosso Corsa II Fr.	2907000	160/60 ZR 17 M/C (69W) TL	Diablo Rosso Corsa II	2.50	2.50
ZR-7	ZR 750 F Vers. F	750	1999					2387600	120/70 ZR 17 M/C (58W) TL	Angel GT Fr.	2317400	160/60 ZR 17 M/C (69W) TL	Angel GT	2.50	2.50
ZR-7	ZR 750 F Vers. F	750	1999					2291900	120/70 ZR 17 M/C (58W) TL	Diablo Rosso II K Fr.	2070200	160/60 ZR 17 M/C (69W) TL	Diablo Rosso II	2.50	2.50
ZR-7	ZR 750 F Vers. F	750	1999					1430700	120/70 ZR 17 M/C (58W) TL	Diablo Fr.	1430400	160/60 ZR 17 M/C (69W) TL	Diablo	2.50	2.50
ZR-7	ZR 750 F Vers. H	750	1999					1868400	120/70 ZR 17 M/C (58W) TL	Angel ST Fr.	1868800	160/60 ZR 17 M/C (69W) TL	Angel ST	2.50	2.50
ZR-7 S	ZR 750 F Vers. H	750	2001					3111300	120/70 ZR 17 M/C (58W) TL	Angel GT II Fr.	3111700	160/60 ZR 17 M/C (69W) TL	Angel GT II	2.50	2.50
ZR-7 S	ZR 750 F Vers. H	750	2001					2387600	120/70 ZR 17 M/C (58W) TL	Angel GT Fr.	2317400	160/60 ZR 17 M/C (69W) TL	Angel GT	2.50	2.50
ZR-7 S	ZR 750 F Vers. H	750	2001					2906900	120/70 ZR 17 M/C (58W) TL	Diablo Rosso Corsa II Fr.	2907000	160/60 ZR 17 M/C (69W) TL	Diablo Rosso Corsa II	2.50	2.50
ZR-7 S	ZR 750 F Vers. H	750	2001					2635200	120/70 ZR 17 M/C (58W) TL	Diablo Rosso III Fr.	2635400	160/60 ZR 17 M/C (69W) TL	Diablo Rosso III	2.50	2.50
ZR-7 S	ZR 750 F Vers. H	750	2001					2291900	120/70 ZR 17 M/C (58W) TL	Diablo Rosso II K Fr.	2070200	160/60 ZR 17 M/C (69W) TL	Diablo Rosso II	2.50	2.50
ZR-7 S	ZR 750 F Vers. H	750	2001					1868400	120/70 ZR 17 M/C (58W) TL	Angel ST Fr.	1868800	160/60 ZR 17 M/C (69W) TL	Angel ST	2.50	2.50
ZR-7 S	ZR 750 F Vers. H	750	2001					1430700	120/70 ZR 17 M/C (58W) TL	Diablo Fr.	1430400	160/60 ZR 17 M/C (69W) TL	Diablo	2.50	2.50
ZRX 1100	ZRT 10 C	1100	1997					3111300	120/70 ZR 17 M/C (58W) TL	Angel GT II Fr.	3111900	170/60 ZR 17 M/C (72W) TL	Angel GT II	2.50	2.90
ZRX 1100	ZRT 10 C	1100	1997					2387600	120/70 ZR 17 M/C (58W) TL	Angel GT Fr.	2317500	170/60 ZR 17 M/C (72W) TL	Angel GT	2.50	2.90
ZRX 1200 S	ZRT 20 A Vers. B	1200	2001					3111300	120/70 ZR 17 M/C (58W) TL	Angel GT II Fr.	3112000	180/55 ZR 17 M/C (73W) TL	Angel GT II	2.50	2.90
ZRX 1200 S	ZRT 20 A Vers. B	1200	2001					2906900	120/70 ZR 17 M/C (58W) TL	Diablo Rosso Corsa II Fr.	2907100	180/55 ZR 17 M/C (73W) TL	Diablo Rosso Corsa II	2.50	2.90
ZRX 1200 S	ZRT 20 A Vers. B	1200	2001					2387600	120/70 ZR 17 M/C (58W) TL	Angel GT Fr.	2321200	180/55 ZR 17 M/C (73W) TL	Angel GT A	2.50	2.90
ZRX 1200 S	ZRT 20 A Vers. B	1200	2001					1430700	120/70 ZR 17 M/C (58W) TL	Diablo Fr.	1430000	180/55 ZR 17 M/C (73W) TL	Diablo	2.50	2.90
ZRX 1200; R	ZRT 20 A Vers. A+C	1200	2001					3111300	120/70 ZR 17 M/C (58W) TL	Angel GT II Fr.	3112000	180/55 ZR 17 M/C (73W) TL	Angel GT II	2.50	2.50
ZRX 1200; R	ZRT 20 A Vers. A+C	1200	2001					2387600	120/70 ZR 17 M/C (58W) TL	Angel GT Fr.	2321200	180/55 ZR 17 M/C (73W) TL	Angel GT A	2.50	2.50
ZRX 1200; R	ZRT 20 A Vers. A+C	1200	2001					2906900	120/70 ZR 17 M/C (58W) TL	Diablo Rosso Corsa II Fr.	2907100	180/55 ZR 17 M/C (73W) TL	Diablo Rosso Corsa II	2.50	2.50
ZRX 1200; R	ZRT 20 A Vers. A+C	1200	2001					2635200	120/70 ZR 17 M/C (58W) TL	Diablo Rosso III Fr.	2635500	180/55 ZR 17 M/C (73W) TL	Diablo Rosso III	2.50	2.50
ZRX 1200; R	ZRT 20 A Vers. A+C	1200	2001					2291900	120/70 ZR 17 M/C (58W) TL	Diablo Rosso II K Fr.	2068500	180/55 ZR 17 M/C (73W) TL	Diablo Rosso II	2.50	2.50
ZX 10	ZXT 00 B	1000	1988					2387600	120/70 ZR 17 M/C (58W) TL	Angel GT Fr.	2317900	160/60 ZR 18 M/C (70W) TL	Angel GT	2.50	2.90
ZX-7R, RR	ZX 750 N Vers. P; N	750	1996					3111300	120/70 ZR 17 M/C (58W) TL	Angel GT II Fr.	3112200	190/50 ZR 17 M/C (73W) TL	Angel GT II	2.50	2.90
ZX-7R, RR	ZX 750 N Vers. P; N	750	1996					2812600	120/70 ZR 17 M/C (58W) V3 TL	Diablo Supercorsa SP Fr.	3310600	190/50 ZR 17 M/C (73W) V3 TL	Diablo Supercorsa SP	2.50	2.90
ZX-7R, RR	ZX 750 N Vers. P; N	750	1996					2387600	120/70 ZR 17 M/C (58W) TL	Angel GT Fr.	2317700	190/50 ZR 17 M/C (73W) TL	Angel GT	2.50	2.90
ZX-7R, RR	ZX 750 N Vers. P; N	750	1996					2635200	120/70 ZR 17 M/C (58W) TL	Diablo Rosso III Fr.	2635700	190/50 ZR 17 M/C (73W) TL	Diablo Rosso III	2.50	2.90
ZX-7R, RR	ZX 750 N Vers. P; N	750	1996					2906900	120/70 ZR 17 M/C (58W) TL	Diablo Rosso Corsa II Fr.	2907300	190/50 ZR 17 M/C (73W) TL	Diablo Rosso Corsa II	2.50	2.90
ZX-7R, RR	ZX 750 N Vers. P; N	750	1996					2166900	120/70 ZR 17 M/C (58W) TL	Diablo Supercorsa SP Fr.	2304300	190/50 ZR 17 M/C (73W) TL	Diablo Supercorsa SP	2.50	2.90
ZX-7R, RR	ZX 750 N Vers. P; N	750	1996					2291900	120/70 ZR 17 M/C (58W) TL	Diablo Rosso II K Fr.	2068600	190/50 ZR 17 M/C (73W) TL	Diablo Rosso II	2.50	2.90
ZX-7R, RR	ZX 750 N Vers. P; N	750	1996					1430700	120/70 ZR 17 M/C (58W) TL	Diablo Fr.	1429700	190/50 ZR 17 M/C (73W) TL	Diablo	2.50	2.90
ZXR 400	ZX 400 L	400	1991					3111200	120/60 ZR 17 M/C (55W) TL	Angel GT II Fr.	3111700	160/60 ZR 17 M/C (69W) TL	Angel GT II	2.25	2.50
ZXR 400	ZX 400 L	400	1991					2635100	120/60 ZR 17 M/C (55W) TL	Diablo Rosso III Fr.	2635400	160/60 ZR 17 M/C (69W) TL	Diablo Rosso III	2.25	2.50
ZXR 400	ZX 400 L	400	1991					2316900	120/60 ZR 17 M/C (55W) TL	Angel GT Fr.	2317400	160/60 ZR 17 M/C (69W) TL	Angel GT	2.25	2.50
ZXR 400	ZX 400 L	400	1991					2070000	120/60 ZR 17 M/C (55W) TL	Diablo Rosso II Fr.	2070200	160/60 ZR 17 M/C (69W) TL	Diablo Rosso II	2.25	2.50
ZXR 400	ZX 400 L	400	1991					2595800	120/60 ZR 17 M/C (55W) TL	Angel ST Fr.	1868800	160/60 ZR 17 M/C (69W) TL	Angel ST	2.25	2.50
ZXR 750	ZX 750 H	750	1989					3111300	120/70 ZR 17 M/C (58W) TL	Angel GT II Fr.	3111900	170/60 ZR 17 M/C (72W) TL	Angel GT II	2.50	2.90
ZXR 750	ZX 750 H	750	1989					2387600	120/70 ZR 17 M/C (58W) TL	Angel GT Fr.	2317500	170/60 ZR 17 M/C (72W) TL	Angel GT	2.50	2.90
ZXR 750	ZX 750 H	750	1989					2291900	120/70 ZR 17 M/C (58W) TL	Diablo Rosso II K Fr.	2070300	170/60 ZR 17 M/C (72W) TL	Diablo Rosso II	2.50	2.90

KAWASAKI (continued)

ZZR 1400 (all versions)	ZXT 40A/B	1400	2006			10	2812600	120/70 ZR 17 M/C (58W) V3 TL	Diablo Supercorsa SP Fr.	3310600	190/50 ZR 17 M/C (73W) V3 TL	Diablo Supercorsa SP	2.90
ZZR 1400 (all versions)	ZXT 40A/B	1400	2006			10	3111300	120/70 ZR 17 M/C (58W) TL	Angel GT II Fr.	3112200	190/50 ZR 17 M/C (73W) TL	Angel GT II	2.90
ZZR 1400 (all versions)	ZXT 40A/B	1400	2006				2906900	120/70 ZR 17 M/C (58W) TL	Diablo Rosso Corsa II Fr.	2907300	190/50 ZR 17 M/C (73W) TL	Diablo Rosso Corsa II	2.90
ZZR 1400 (all versions)	ZXT 40A/B	1400	2006				2387600	120/70 ZR 17 M/C (58W) TL	Angel GT Fr.	2317700	190/50 ZR 17 M/C (73W) TL	Angel GT	2.90
ZZR 1400 (all versions)	ZXT 40A/B	1400	2006				2166900	120/70 ZR 17 M/C (58W) TL	Diablo Supercorsa SP Fr.	2304300	190/50 ZR 17 M/C (73W) TL	Diablo Supercorsa SP	2.90
ZZR 1400 (all versions)	ZXT 40A/B	1400	2006				2635200	120/70 ZR 17 M/C (58W) TL	Diablo Rosso III Fr.	2635700	190/50 ZR 17 M/C (73W) TL	Diablo Rosso III	2.90
ZZR 1400 (all versions)	ZXT 40A/B	1400	2006				1868400	120/70 ZR 17 M/C (58W) TL	Angel ST Fr.	1868700	190/50 ZR 17 M/C (73W) TL	Angel ST	2.90
ZZR 1400 (all versions)	ZXT 40A/B	1400	2006				2291900	120/70 ZR 17 M/C (58W) TL	Diablo Rosso II K Fr.	2068600	190/50 ZR 17 M/C (73W) TL	Diablo Rosso II	2.90
ZZR 1400 ABS	ZXT 40 E	1400	2012			10	3111300	120/70 ZR 17 M/C (58W) TL	Angel GT II Fr.	3112200	190/50 ZR 17 M/C (73W) TL	Angel GT II	2.90
ZZR 1400 ABS	ZXT 40 E	1400	2012			10	2906900	120/70 ZR 17 M/C (58W) TL	Diablo Rosso Corsa II Fr.	2907300	190/50 ZR 17 M/C (73W) TL	Diablo Rosso Corsa II	2.90
ZZR 1400 ABS	ZXT 40 E	1400	2012				2387600	120/70 ZR 17 M/C (58W) TL	Angel GT Fr.	2317700	190/50 ZR 17 M/C (73W) TL	Angel GT	2.90
ZZR 1400 ABS	ZXT 40 E	1400	2012				2635200	120/70 ZR 17 M/C (58W) TL	Diablo Rosso III Fr.	2635700	190/50 ZR 17 M/C (73W) TL	Diablo Rosso III	2.90
ZZR 1400 ABS	ZXT 40 E	1400	2012				1868400	120/70 ZR 17 M/C (58W) TL	Angel ST Fr.	1868700	190/50 ZR 17 M/C (73W) TL	Angel ST	2.90
ZZR 1400 ABS	ZXT 40 E	1400	2012				2291900	120/70 ZR 17 M/C (58W) TL	Diablo Rosso II K Fr.	2068600	190/50 ZR 17 M/C (73W) TL	Diablo Rosso II	2.90
ZZR 1400 ABS MY 2016 -	ZXT 40 H	1400	2016			10	3111300	120/70 ZR 17 M/C (58W) TL	Angel GT II Fr.	3112200	190/50 ZR 17 M/C (73W) TL	Angel GT II	2.90
ZZR 1400 ABS MY 2016 -	ZXT 40 H	1400	2016				2387600	120/70 ZR 17 M/C (58W) TL	Angel GT Fr.	2317700	190/50 ZR 17 M/C (73W) TL	Angel GT	2.90
ZZR 1400 ABS MY 2016 -	ZXT 40 H	1400	2016			10	2906900	120/70 ZR 17 M/C (58W) TL	Diablo Rosso Corsa II Fr.	2907300	190/50 ZR 17 M/C (73W) TL	Diablo Rosso Corsa II	2.90
ZZR 1400 ABS MY 2016 -	ZXT 40 H	1400	2016				2635200	120/70 ZR 17 M/C (58W) TL	Diablo Rosso III Fr.	2635700	190/50 ZR 17 M/C (73W) TL	Diablo Rosso III	2.90
ZZR 600	ZX 600 D	600	1991	1992		10	3111700	160/60 ZR 17 M/C (69W) TL	Angel GT II Fr.	3111700	160/60 ZR 17 M/C (69W) TL	Angel GT II	2.50
ZZR 600	ZX 600 D	600	1991	1992			2317400	160/60 ZR 17 M/C (69W) TL	Angel GT Fr.	2317400	160/60 ZR 17 M/C (69W) TL	Angel GT	2.50
ZZR 600	ZX 600 D	600	1991	1992			2635100	160/60 ZR 17 M/C (69W) TL	Diablo Rosso III Fr.	2635400	160/60 ZR 17 M/C (69W) TL	Diablo Rosso III	2.50
ZZR 600	ZX 600 D	600	1991	1992			2070200	160/60 ZR 17 M/C (69W) TL	Diablo Rosso II Fr.	2070200	160/60 ZR 17 M/C (69W) TL	Diablo Rosso II	2.50
ZZR 600	ZX 600 D	600	1991	1992			2595800	160/60 ZR 17 M/C (69W) TL	Angel ST Fr.	1868800	160/60 ZR 17 M/C (69W) TL	Angel ST	2.50
ZZR 600	ZX 600 E	600	1993			10	3111200	160/60 ZR 17 M/C (69W) TL	Angel GT II Fr.	3111700	160/60 ZR 17 M/C (69W) TL	Angel GT II	2.50
ZZR 600	ZX 600 E	600	1993				2316900	160/60 ZR 17 M/C (69W) TL	Angel GT Fr.	2317400	160/60 ZR 17 M/C (69W) TL	Angel GT	2.50
ZZR 600	ZX 600 E	600	1993				2635100	160/60 ZR 17 M/C (69W) TL	Diablo Rosso III Fr.	2635400	160/60 ZR 17 M/C (69W) TL	Diablo Rosso III	2.50
ZZR 600	ZX 600 E	600	1993				2070200	160/60 ZR 17 M/C (69W) TL	Diablo Rosso II Fr.	2070200	160/60 ZR 17 M/C (69W) TL	Diablo Rosso II	2.50
ZZR 600	ZX 600 E	600	1993				2595800	160/60 ZR 17 M/C (69W) TL	Angel ST Fr.	1868800	160/60 ZR 17 M/C (69W) TL	Angel ST	2.50

KEEWAY MOTOR

ARN 50, 125	TE J4; T09	50					2769700	120/70 - 12 51P TL	Angel Scooter Fr.	2771000	130/70 - 12 62P reinf. TL	Angel Scooter	2.50
ARN 50, 125	TE J4; T09	50					2925400	120/70 - 12 58P reinf. TL	Diablo Rosso Scooter	2925500	130/70 - 12 62P reinf. TL	Diablo Rosso Scooter	2.50
Cruiser		250					1342100	110/90 - 16 M/C 59V TL	Sport Demon Fr.	1403600	130/90 - 16 M/C 67V TL	Sport Demon	-
F-act 125	T10	125					2769700	120/70 - 12 51P TL	Angel Scooter Fr.	2771000	130/70 - 12 62P reinf. TL	Angel Scooter	2.50
F-act 125	T10	125					2925400	120/70 - 12 58P reinf. TL	Diablo Rosso Scooter	2925500	130/70 - 12 62P reinf. TL	Diablo Rosso Scooter	2.50
F-Act 25/45	TABM	50					2769700	120/70 - 12 51P TL	Angel Scooter Fr.	2771000	130/70 - 12 62P reinf. TL	Angel Scooter	2.00
F-Act 25/45	TABM	50					2925400	120/70 - 12 58P reinf. TL	Diablo Rosso Scooter	2925500	130/70 - 12 62P reinf. TL	Diablo Rosso Scooter	2.00
Focus 125	TEJ5; T10	125					2769700	120/70 - 12 51P TL	Angel Scooter Fr.	2771000	130/70 - 12 62P reinf. TL	Angel Scooter	2.50
Focus 125	TEJ5	125					2925400	120/70 - 12 58P reinf. TL	Diablo Rosso Scooter	2925500	130/70 - 12 62P reinf. TL	Diablo Rosso Scooter	2.50
Focus 25 / 45	TABM	50					2769700	120/70 - 12 51P TL	Angel Scooter Fr.	2771000	130/70 - 12 62P reinf. TL	Angel Scooter	2.50
Focus 25 / 45	TABM	50					2925400	120/70 - 12 58P reinf. TL	Diablo Rosso Scooter	2925500	130/70 - 12 62P reinf. TL	Diablo Rosso Scooter	-
Hurricane / Easy 25/45	TAB2	50					2903000	3.50 - 10 59J reinf. TL	Angel Scooter	2903000	3.50 - 10 59J reinf. TL	Diablo Rosso Scooter	-
Hurricane 45	TAB2	50					2903000	3.50 - 10 59J reinf. TL	Angel Scooter	2903000	3.50 - 10 59J reinf. TL	Angel Scooter	2.50
Matrix 125	TEJ5; T10	125					2769700	120/70 - 12 51P TL	Angel Scooter Fr.	2771000	130/70 - 12 62P reinf. TL	Angel Scooter	2.50
Matrix 125	TEJ5; T10	125					2925400	120/70 - 12 58P reinf. TL	Diablo Rosso Scooter	2925500	130/70 - 12 62P reinf. TL	Diablo Rosso Scooter	2.50
Matrix 25	B94	50					2769700	120/70 - 12 51P TL	Angel Scooter Fr.	2771000	130/70 - 12 62P reinf. TL	Angel Scooter	2.00
Matrix 25	B94	50					2925400	120/70 - 12 58P reinf. TL	Diablo Rosso Scooter	2925500	130/70 - 12 62P reinf. TL	Diablo Rosso Scooter	2.00
Matrix 25 / 45	TABM	50					2769700	120/70 - 12 51P TL	Angel Scooter Fr.	2771000	130/70 - 12 62P reinf. TL	Angel Scooter	-
Matrix 25 / 45	TABM	50					2925400	120/70 - 12 58P reinf. TL	Diablo Rosso Scooter	2925500	130/70 - 12 62P reinf. TL	Diablo Rosso Scooter	-
RY 8 25/45/45 SP	TABM	50					2769700	120/70 - 12 51P TL	Angel Scooter Fr.	2771000	130/70 - 12 62P reinf. TL	Angel Scooter	-
RY 8 25/45/45 SP	TABM	50					2925400	120/70 - 12 58P reinf. TL	Diablo Rosso Scooter	2925500	130/70 - 12 62P reinf. TL	Diablo Rosso Scooter	-
RY8 25 SP	B942A	50					2769700	120/70 - 12 51P TL	Angel Scooter Fr.	2771000	130/70 - 12 62P reinf. TL	Angel Scooter	2.00
RY8 25 SP	B942A	50					2925400	120/70 - 12 58P reinf. TL	Diablo Rosso Scooter	2925500	130/70 - 12 62P reinf. TL	Diablo Rosso Scooter	2.00



MODEL	TYPE	CC	MY From	MY To	Footnotes	FRONT			REAR			Pressure	
						IP-Code	Dimension	Tread	IP-Code	Dimension	Tread	Front	Rear
KEEWAY MOTOR (continued)													
Speed 125	PELJ; T130	125				1966900	2.75 - 18 M/C 42P TL	City Demon Fr.	1340900	3.25 - 18 M/C 52S TT	City Demon	2.00	2.20
TX 50; 125		50				2583900	100/80 - 17 M/C 52H TL	Sport Demon Fr.	1343200	130/80 - 17 M/C 65H TL	Sport Demon	-	-
X-Ray50 SM	D04	50				2583900	100/80 - 17 M/C 52H TL	Sport Demon Fr.	1343200	130/80 - 17 M/C 65H TL	Sport Demon	2.30	2.30
KREIDLER													
DICE CR 125		125	2015			2046800	110/70 - 17 M/C 54H TL	Sport Demon Fr.	2589500	130/70 - 17 M/C 62H TL	Sport Demon	2.00	2.60
DICE CR 125		125	2015			2702200	110/70 - 17 M/C 54S TL	Angel City	3243400	130/70 - 17 M/C 62S TL	Angel City	2.00	2.60
E-Hiker; Galactica Electro; E-Florett1.0		1			26	2771400	130/60 - 13 M/C 60P reinf. TL	Angel Scooter	2771400	130/60 - 13 M/C 60P reinf. TL	Angel Scooter	2.25	2.80
FLORETT 25		50				2583700	100/80 - 10 53L TL	SL 38 UNICO	2583700	100/80 - 10 53L TL	SL 38 UNICO	-	-
FLORETT 25		50				0531800	100/80 - 10 53J TL	SL 26	0531800	100/80 - 10 53J TL	SL 26	-	-
FLORETT 50		50				0550500	120/90 - 10 57J TL	SL 60	0550800	130/90 - 10 61J TL	SL 60	-	-
FLORETT 50		50				0737100	120/90 - 10 66J TL	SL 26	0791900	130/90 - 10 61J TL	SL 26	-	-
Florett RMC-G 125		125	2008		26	2771400	130/60 - 13 M/C 60P reinf. TL	Angel Scooter	2771400	130/60 - 13 M/C 60P reinf. TL	Angel Scooter	2.00	2.50
Flory 50 Classic		50				2903000	3.50 - 10 59J reinf. TL	Angel Scooter	2903000	3.50 - 10 59J reinf. TL	Angel Scooter	1.75	2.50
Flory Classic 125		125				2903000	3.50 - 10 59J reinf. TL	Angel Scooter	2903000	3.50 - 10 59J reinf. TL	Angel Scooter	1.75	2.25
RC 50 D		50				2769700	120/70 - 12 51P TL	Angel Scooter Fr.	2771000	130/70 - 12 62P reinf. TL	Angel Scooter	-	-
RC 50 D		50				2925400	120/70 - 12 58P reinf. TL	Diablo Rosso Scooter	2925500	130/70 - 12 62P reinf. TL	Diablo Rosso Scooter	-	-
RC 50-E		50				2903000	3.50 - 10 59J reinf. TL	Angel Scooter	2903000	3.50 - 10 59J reinf. TL	Angel Scooter	-	-
RMC-C		50				2769700	120/70 - 12 51P TL	Angel Scooter Fr.	2771000	130/70 - 12 62P reinf. TL	Angel Scooter	-	-
RMC-C		50				2925400	120/70 - 12 58P reinf. TL	Diablo Rosso Scooter	2925500	130/70 - 12 62P reinf. TL	Diablo Rosso Scooter	-	-
RMC-D 125		125			26	2771400	130/60 - 13 M/C 60P reinf. TL	Angel Scooter	2771400	130/60 - 13 M/C 60P reinf. TL	Angel Scooter	-	-
RMC-E "Electric"		50				2903000	3.50 - 10 59J reinf. TL	Angel Scooter	2903000	3.50 - 10 59J reinf. TL	Angel Scooter	-	-
Street 125 DD		125	2009			2046800	110/70 - 17 M/C 54H TL	Sport Demon Fr.	2589600	140/70 - 17 M/C 66H TL	Sport Demon	-	-
Street 125 DD		125	2009			2702200	110/70 - 17 M/C 54S TL	Angel City	3566600	140/70 - 17 M/C 66S TL	Angel City	-	-
Supermoto 125; DICE SM 125		125	2007			2046800	110/70 - 17 M/C 54H TL	Sport Demon Fr.	2589500	130/70 - 17 M/C 62H TL	Sport Demon	2.00	2.50
Supermoto 125; DICE SM 125		125	2007			2702200	110/70 - 17 M/C 54S TL	Angel City	3243400	130/70 - 17 M/C 62S TL	Angel City	2.00	2.50
Supermoto 200; 250		200	2007			2702200	110/70 - 17 M/C 54S TL	Angel City	3243400	130/70 - 17 M/C 62S TL	Angel City	-	-
Supermoto 200; 250		200	2007			2046800	110/70 - 17 M/C 54H TL	Sport Demon Fr.	2589500	130/70 - 17 M/C 62H TL	Sport Demon	-	-
Supermoto 250 DD MY 2008 -		250	2008			2046800	110/70 - 17 M/C 54H TL	Sport Demon Fr.	2589500	130/70 - 17 M/C 62H TL	Sport Demon	-	-
Supermoto 250 DD MY 2008 -		250	2008			2702200	110/70 - 17 M/C 54S TL	Angel City	3243400	130/70 - 17 M/C 62S TL	Angel City	-	-
Supermoto 50 LC; DICE SM 50		50	2014			2046800	110/70 - 17 M/C 54H TL	Sport Demon Fr.	2589500	130/70 - 17 M/C 62H TL	Sport Demon	2.00	2.50
Supermoto 50 LC; DICE SM 50		50	2014			2702200	110/70 - 17 M/C 54S TL	Angel City	3243400	130/70 - 17 M/C 62S TL	Angel City	2.00	2.50
KTM													
1050 Adventure	C1; C2	1050	2015	2016		2526500	110/80 R 19 M/C 59V TL	Scorpion Trail II Fr.	2527100	150/70 R 17 M/C 69V TL	Scorpion Trail II	2.40	2.90
1050 Adventure	C1; C2	1050	2015	2016		2865100	110/80 R 19 M/C 59V M+S TL	Scorpion Rally STR Fr.	2865200	150/70 R 17 M/C 69V M+S TL	Scorpion Rally STR	2.40	2.90
1050 Adventure	C1; C2	1050	2015	2016		2490900	110/80 R 19 M/C 59V TL	Angel GT Fr. ab DOT 2815	2491000	150/70 R 17 M/C 69V TL	Angel GT ab DOT 2815	2.40	2.90
1090 Adventure	KTM Adventure; L	1090	2017			2865100	110/80 R 19 M/C 59V M+S TL	Scorpion Rally STR Fr.	2865200	150/70 R 17 M/C 69V M+S TL	Scorpion Rally STR	2.40	2.90
1090 Adventure	KTM Adventure; L	1090	2017			2526500	110/80 R 19 M/C 59V TL	Scorpion Trail II Fr.	2527100	150/70 R 17 M/C 69V TL	Scorpion Trail II	2.40	2.90
1190 Adventure; ABS MY 2013 -	A1; A2	1190	2013			2803000	120/70 ZR 19 M/C 60W TL	Scorpion Trail II K Fr.	2803100	170/60 ZR 17 M/C 72W TL	Scorpion Trail II K	2.40	2.90
1190 RC 8	KTM RC 8	1190	2008		10	3111300	120/70 ZR 17 M/C (58W) TL	Angel GT II Fr.	3112400	190/55 ZR 17 M/C (75W) TL	Angel GT II	2.50	2.90
1190 RC 8	KTM RC 8	1190	2008			2906900	120/70 ZR 17 M/C (58W) TL	Diablo Rosso Corsa II Fr.	2907400	190/55 ZR 17 M/C (75W) TL	Diablo Rosso Corsa II	2.50	2.90
1190 RC 8	KTM RC 8	1190	2008			2387600	120/70 ZR 17 M/C (58W) TL	Angel GT Fr.	2317800	190/55 ZR 17 M/C (75W) TL	Angel GT	2.50	2.90
1190 RC 8	KTM RC 8	1190	2008			2166900	120/70 ZR 17 M/C (58W) TL	Diablo Supercorsa SP Fr.	2304500	190/55 ZR 17 M/C (75W) TL	Diablo Supercorsa SP	2.50	2.90
1190 RC 8	KTM RC 8	1190	2008			2635200	120/70 ZR 17 M/C (58W) TL	Diablo Rosso III Fr.	2635800	190/55 ZR 17 M/C (75W) TL	Diablo Rosso III	2.50	2.90
1190 RC 8	KTM RC 8	1190	2008		10	2812600	120/70 ZR 17 M/C (58W) V3 TL	Diablo Supercorsa SP Fr.	3115100	190/55 ZR 17 M/C (75W) V3 TL	Diablo Supercorsa SP	2.50	2.90
1190 RC 8	KTM RC 8	1190	2008			2291900	120/70 ZR 17 M/C (58W) TL	Diablo Rosso II K Fr.	2068700	190/55 ZR 17 M/C (75W) TL	Diablo Rosso II	2.50	2.90
1190 RC 8 R	KTM RC 8	1190	2009			3111300	120/70 ZR 17 M/C (58W) TL	Angel GT II Fr.	3112400	190/55 ZR 17 M/C (75W) TL	Angel GT II	2.50	2.90
1190 RC 8 R	KTM RC 8	1190	2009			2166900	120/70 ZR 17 M/C (58W) TL	Diablo Supercorsa SP Fr.	2304500	190/55 ZR 17 M/C (75W) TL	Diablo Supercorsa SP	2.50	2.90
1190 RC 8 R	KTM RC 8	1190	2009			2906900	120/70 ZR 17 M/C (58W) TL	Diablo Rosso Corsa II Fr.	2907400	190/55 ZR 17 M/C (75W) TL	Diablo Rosso Corsa II	2.50	2.90

KTM (continued)

1190 RC 8 R	KTM RC 8	1190	2009						2387600	120/70 ZR 17 M/C (58W) TL	120/70 ZR 17 M/C (58W) TL	Angel GT Fr.	2317800	190/55 ZR 17 M/C (75W) TL	Angel GT	2.50	2.90
1190 RC 8 R	KTM RC 8	1190	2009	10	2812600	120/70 ZR 17 M/C (58W) V3 TL	Diablo Supercorsa SP Fr.	3115100	190/55 ZR 17 M/C (75W) V3 TL	Diablo Supercorsa SP	2.50	2.90					
1190 RC 8 R	KTM RC 8	1190	2009		2635200	120/70 ZR 17 M/C (58W) TL	Diablo Rosso III Fr.	2635800	190/55 ZR 17 M/C (75W) TL	Diablo Rosso III	2.50	2.90					
1190 RC 8 R	KTM RC 8	1190	2009		2291900	120/70 ZR 17 M/C (58W) TL	Diablo Rosso II K Fr.	2068700	190/55 ZR 17 M/C (75W) TL	Diablo Rosso II	2.50	2.90					
125 Duke	KTM IS Duke A3	125	2011	10	3657000	110/70 ZR 17 M/C 54W V3 TL	Diablo Supercorsa SP Fr.	3657200	150/60 ZR 17 M/C 66W V3 TL	Diablo Supercorsa SP	2.00	2.20					
125 Duke	KTM IS Duke A3	125	2011	10	2854900	110/70 R 17 M/C 54H TL	Diablo Rosso III Fr.	2855100	150/60 R 17 M/C 66H TL	Diablo Rosso III	2.00	2.20					
125 Duke	KTM IS Duke A3	125	2011	10	2808100	110/70 R 17 M/C 54H M+S TL	Scorpion Rally STR Fr.	2808200	150/60 R 17 M/C 66H M+S TL	Scorpion Rally STR	2.00	2.20					
125 Duke	KTM IS Duke A3	125	2011		2635000	110/70 ZR 17 M/C 54W TL	Diablo Rosso III Fr.	2635300	150/60 ZR 17 M/C 66W TL	Diablo Rosso III	2.00	2.20					
125 Duke	KTM IS Duke A3	125	2011		2069900	110/70 ZR 17 M/C 54W TL	Diablo Rosso II Fr.	2070100	150/60 ZR 17 M/C 66W TL	Diablo Rosso II	2.00	2.20					
125 Duke	KTM IS Duke A3	125	2011	10	2433400	110/70 R 17 M/C 54H TL	MT 60 RS Fr.	2433500	150/60 R 17 M/C 66H TL	MT 60 RS	2.00	2.20					
125 Duke	KTM IS Duke A3	125	2011		2072500	110/70 R 17 M/C 54H TL	Diablo Rosso II Fr.	2210500	150/60 R 17 M/C 66H TL	Diablo Rosso II	2.00	2.20					
125 EGS		125		23	3745900	90/90 - 21 M/C 54R TT	MT 21 Fr.	0342400	120/90 - 18 M/C 65R TT	MT 21	1.50	2.20					
125 EXC; Six Days		125		23	2322100	90/90 - 21 M/C 54M M+S TT	Scorpion PRO Fr.	2322200	120/90 - 18 M/C 65M M+S TT	Scorpion PRO	-	-					
125 EXC; Six Days		125		23	2322100	90/90 - 21 M/C 54M M+S TT	Scorpion PRO Fr.	2322300	140/80 - 18 M/C 70M M+S TT	Scorpion PRO	-	-					
125 EXC; Six Days		125		10	231745300	90/90 - 21 M/C 54R MST TT	Scorpion Rally Fr.	1688700	140/80 - 18 M/C 70R MST TT	Scorpion Rally	-	-					
125 EXC; Six Days		125		23	3745900	90/90 - 21 M/C 54R TT	MT 21 Fr.	0341000	140/80 - 18 M/C 70R TT	MT 21	-	-					
125 EXC; Six Days		125		23	3745900	90/90 - 21 M/C 54R TT	MT 21 Fr.	0342400	120/90 - 18 M/C 65R TT	MT 21	-	-					
125 RC	A1	125	2014	10	3657000	110/70 ZR 17 M/C 54W V3 TL	Diablo Supercorsa SP Fr.	3657200	150/60 ZR 17 M/C 66W V3 TL	Diablo Supercorsa SP	2.00	2.20					
125 RC	A1	125	2014	10	2854900	110/70 R 17 M/C 54H TL	Diablo Rosso III Fr.	2855100	150/60 R 17 M/C 66H TL	Diablo Rosso III	2.00	2.20					
125 RC	A1	125	2014		2635000	110/70 ZR 17 M/C 54W TL	Diablo Rosso III Fr.	2635300	150/60 ZR 17 M/C 66W TL	Diablo Rosso III	2.00	2.20					
125 RC	A1	125	2014		2069900	110/70 ZR 17 M/C 54W TL	Diablo Rosso II Fr.	2070100	150/60 ZR 17 M/C 66W TL	Diablo Rosso II	2.00	2.20					
125 RC	A1	125	2014	2072500	110/70 R 17 M/C 54H TL	Diablo Rosso II Fr.	Diablo Rosso II K Fr.	2210500	150/60 R 17 M/C 66H TL	Diablo Rosso II	2.00	2.20					
1290 Super Adventure MY 2015 - 2016	D1; D2	1290	2015	2803000	120/70 ZR 19 M/C 60W TL	Scorpion Trail II K Fr.	Scorpion Trail II K Fr.	2803100	170/60 ZR 17 M/C 72W TL	Scorpion Trail II K	2.40	2.90					
1290 Super Adventure R MY 2018 -	KTM Adventure	1290	2018	2526800	90/90 - 21 M/C 54V TL	Scorpion Trail II Fr.	Scorpion Trail II Fr.	2803200	150/70 R 18 M/C 70V TL	Scorpion Trail II	2.60	2.90					
1290 Super Adventure R MY 2018 -	KTM Adventure	1290	2018	10	2803400	90/90 - 21 M/C 54V M+S TL	Scorpion Rally STR Fr.	2803500	150/70 R 18 M/C 70V M+S TL	Scorpion Rally STR	2.60	2.90					
1290 Super Adventure S MY 2017 -	KTM Adventure	1290	2017	2803000	120/70 ZR 19 M/C 60W TL	Scorpion Trail II K Fr.	Scorpion Trail II K Fr.	2803100	170/60 ZR 17 M/C 72W TL	Scorpion Trail II K	2.40	2.90					
1290 Super Adventure T MY 2017 -	KTM Adventure	1290	2017	2803000	120/70 ZR 19 M/C 60W TL	Scorpion Trail II K Fr.	Scorpion Trail II K Fr.	2803100	170/60 ZR 17 M/C 72W TL	Scorpion Trail II K	2.40	2.90					
1290 Super Duke GT	A1	1290	2016	10	3111300	120/70 ZR 17 M/C (58W) TL	Angel GT II Fr.	3112400	190/55 ZR 17 M/C (75W) TL	Angel GT II	2.50	2.90					
1290 Super Duke GT	A1	1290	2016	2387600	120/70 ZR 17 M/C (58W) TL	Angel GT Fr.	Angel GT Fr.	2400000	190/55 ZR 17 M/C (75W) TL	Angel GT D	2.50	2.90					
1290 Super Duke GT	A1	1290	2016	10	2166900	120/70 ZR 17 M/C (58W) TL	Diablo Supercorsa SP Fr.	2304500	190/55 ZR 17 M/C (75W) TL	Diablo Supercorsa SP	2.50	2.90					
1290 Super Duke GT	A1	1290	2016	2906900	120/70 ZR 17 M/C (58W) TL	Diablo Rosso Corsa II Fr.	Diablo Rosso Corsa II Fr.	2907400	190/55 ZR 17 M/C (75W) TL	Diablo Rosso Corsa II	2.50	2.90					
1290 Super Duke GT	A1	1290	2016	10	2812600	120/70 ZR 17 M/C (58W) V3 TL	Diablo Supercorsa SP Fr.	3115100	190/55 ZR 17 M/C (75W) V3 TL	Diablo Supercorsa SP	2.50	2.90					
1290 Super Duke GT	A1	1290	2016	2635200	120/70 ZR 17 M/C (58W) TL	Diablo Rosso III Fr.	Diablo Rosso III Fr.	2635800	190/55 ZR 17 M/C (75W) TL	Diablo Rosso III	2.50	2.90					
1290 Super Duke GT	A1	1290	2016	10	3111300	120/70 ZR 17 M/C (58W) TL	Angel GT II Fr.	3112400	190/55 ZR 17 M/C (75W) TL	Angel GT II	2.50	2.90					
1290 Super Duke R MY 2017 -	KTM Superduke	1290	2017	10	2906900	120/70 ZR 17 M/C (58W) TL	Diablo Rosso Corsa II Fr.	2907400	190/55 ZR 17 M/C (75W) TL	Diablo Rosso Corsa II	2.50	2.90					
1290 Super Duke R MY 2017 -	KTM Superduke	1290	2017	10	2166900	120/70 ZR 17 M/C (58W) TL	Diablo Supercorsa SP Fr.	2304500	190/55 ZR 17 M/C (75W) TL	Diablo Supercorsa SP	2.50	2.90					
1290 Super Duke R MY 2017 -	KTM Superduke	1290	2017	2387600	120/70 ZR 17 M/C (58W) TL	Angel GT Fr.	Angel GT Fr.	2317800	190/55 ZR 17 M/C (75W) TL	Angel GT	2.50	2.90					
1290 Super Duke R MY 2017 -	KTM Superduke	1290	2017	10	2812600	120/70 ZR 17 M/C (58W) V3 TL	Diablo Supercorsa SP Fr.	3115100	190/55 ZR 17 M/C (75W) V3 TL	Diablo Supercorsa SP	2.50	2.90					
1290 Super Duke R MY 2017 -	KTM Superduke	1290	2017	2635200	120/70 ZR 17 M/C (58W) TL	Diablo Rosso III Fr.	Diablo Rosso III Fr.	2635800	190/55 ZR 17 M/C (75W) TL	Diablo Rosso III	2.50	2.90					
1290 Super Duke R; Special Edition A2; B2	A2; B2	1290	2014	10	3111300	120/70 ZR 17 M/C (58W) TL	Angel GT II Fr.	3112400	190/55 ZR 17 M/C (75W) TL	Angel GT II	2.50	2.90					
1290 Super Duke R; Special Edition A2; B2	A2; B2	1290	2014	2906900	120/70 ZR 17 M/C (58W) TL	Diablo Rosso Corsa II Fr.	Diablo Rosso Corsa II Fr.	2907400	190/55 ZR 17 M/C (75W) TL	Diablo Rosso Corsa II	2.50	2.90					
1290 Super Duke R; Special Edition A2; B2	A2; B2	1290	2014	2387600	120/70 ZR 17 M/C (58W) TL	Angel GT Fr.	Angel GT Fr.	2317800	190/55 ZR 17 M/C (75W) TL	Angel GT	2.50	2.90					
1290 Super Duke R; Special Edition A2; B2	A2; B2	1290	2014	10	2812600	120/70 ZR 17 M/C (58W) V3 TL	Diablo Supercorsa SP Fr.	3115100	190/55 ZR 17 M/C (75W) V3 TL	Diablo Supercorsa SP	2.50	2.90					
1290 Super Duke R; Special Edition A2; B2	A2; B2	1290	2014	2635200	120/70 ZR 17 M/C (58W) TL	Diablo Rosso III Fr.	Diablo Rosso III Fr.	2635800	190/55 ZR 17 M/C (75W) TL	Diablo Rosso III	2.50	2.90					
1290 Super Duke R; Special Edition A2; B2	A2; B2	1290	2014	2291900	120/70 ZR 17 M/C (58W) TL	Diablo Rosso II K Fr.	Diablo Rosso II K Fr.	2068700	190/55 ZR 17 M/C (75W) TL	Diablo Rosso II	2.50	2.90					
200 Duke	KTM IS Duke	200	2012	10	3657000	110/70 ZR 17 M/C 54W V3 TL	Diablo Supercorsa SP Fr.	3657200	150/60 ZR 17 M/C 66W V3 TL	Diablo Supercorsa SP	2.00	2.20					
200 Duke	KTM IS Duke	200	2012	10	2808100	110/70 R 17 M/C 54H M+S TL	Scorpion Rally STR Fr.	2808200	150/60 R 17 M/C 66H M+S TL	Scorpion Rally STR	2.00	2.20					
200 Duke	KTM IS Duke	200	2012	10	2854900	110/70 R 17 M/C 54H TL	Diablo Rosso III Fr.	2855100	150/60 R 17 M/C 66H TL	Diablo Rosso III	2.00	2.20					
200 Duke	KTM IS Duke	200	2012	2635000	110/70 ZR 17 M/C 54W TL	Diablo Rosso III Fr.	Diablo Rosso III Fr.	2635300	150/60 ZR 17 M/C 66W TL	Diablo Rosso III	2.00	2.20					
200 Duke	KTM IS Duke	200	2012	2069900	110/70 ZR 17 M/C 54W TL	Diablo Rosso II Fr.	Diablo Rosso II Fr.	2070100	150/60 ZR 17 M/C 66W TL	Diablo Rosso II	2.00	2.20					
200 Duke	KTM IS Duke	200	2012	10	2433400	110/70 R 17 M/C 54H TL	MT 60 RS Fr.	2433500	150/60 R 17 M/C 66H TL	MT 60 RS	2.00	2.20					



MODEL	TYPE	CC	MY From	MY To	Footnotes	FRONT			REAR			Pressure	
						IP-Code	Dimension	Tread	IP-Code	Dimension	Tread	Front	Rear
KTM (continued)													
200 Duke	KTM IS Duke	200	2012			2072500	110/70 R 17 M/C 54H TL	Diablo Rosso II Fr.	2210500	150/60 R 17 M/C 66H TL	Diablo Rosso II	2.00	2.20
200 EXC, GS		200	2002	23		2322100	90/90 - 21 M/C 54M M+S TT	Scorpion PRO Fr.	2322200	120/90 - 18 M/C 65M M+S TT	Scorpion PRO	-	-
200 EXC, GS		200	2002	23		2322100	90/90 - 21 M/C 54M M+S TT	Scorpion PRO Fr.	2322300	140/80 - 18 M/C 70M M+S TT	Scorpion PRO	-	-
200 EXC, GS		200	2002	10		1745300	90/90 - 21 M/C 54R MST TT	Scorpion Rally Fr.	1688700	140/80 - 18 M/C 70R MST TT	Scorpion Rally	-	-
200 EXC, GS		200	2002	23		3745900	90/90 - 21 M/C 54R TT	MT 21 Fr.	0341000	140/80 - 18 M/C 70R TT	MT 21	-	-
200 EXC, GS		200	2002	23		3745900	90/90 - 21 M/C 54R TT	MT 21 Fr.	0342400	120/90 - 18 M/C 65R TT	MT 21	-	-
200 RC		200	2014	10		3657200	110/70 ZR 17 M/C 54W V3 TL	Diablo Supercorsa SP Fr.	3657200	150/60 ZR 17 M/C 66W V3 TL	Diablo Supercorsa SP	2.00	2.20
200 RC		200	2014	10		2808100	110/70 R 17 M/C 54H M+S TL	Scorpion Rally STR Fr.	2808200	150/60 R 17 M/C 66H M+S TL	Scorpion Rally STR	2.00	2.20
200 RC		200	2014	10		2854900	110/70 R 17 M/C 54H TL	Diablo Rosso III Fr.	2855100	150/60 R 17 M/C 66H TL	Diablo Rosso III	2.00	2.20
200 RC		200	2014			2635000	110/70 ZR 17 M/C 54W TL	Diablo Rosso III Fr.	2635300	150/60 ZR 17 M/C 66W TL	Diablo Rosso III	2.00	2.20
200 RC		200	2014	10		2433400	110/70 R 17 M/C 54H TL	MT 60 RS Fr.	2433500	150/60 R 17 M/C 66H TL	MT 60 RS	2.00	2.20
200 RC		200	2014			2072500	110/70 R 17 M/C 54H TL	Diablo Rosso II Fr.	2210500	150/60 R 17 M/C 66H TL	Diablo Rosso II	2.00	2.20
250 EGS		250		10	23	1745300	90/90 - 21 M/C 54R MST TT	Scorpion Rally Fr.	1688700	140/80 - 18 M/C 70R MST TT	Scorpion Rally	1.50	2.20
250 EGS		250		10	23	2322100	90/90 - 21 M/C 54M M+S TT	Scorpion PRO Fr.	2322300	140/80 - 18 M/C 70M M+S TT	Scorpion PRO	1.50	2.20
250 EGS		250				3745900	90/90 - 21 M/C 54R TT	MT 21 Fr.	0341000	140/80 - 18 M/C 70R TT	MT 21	1.50	2.20
250 EXC Racing		250	2002	23		2322100	90/90 - 21 M/C 54M M+S TT	Scorpion PRO Fr.	2322200	120/90 - 18 M/C 65M M+S TT	Scorpion PRO	-	-
250 EXC Racing		250	2002	23		2322100	90/90 - 21 M/C 54M M+S TT	Scorpion PRO Fr.	2322300	140/80 - 18 M/C 70M M+S TT	Scorpion PRO	-	-
250 EXC Racing		250	2002	23		3745900	90/90 - 21 M/C 54R TT	MT 21 Fr.	0342400	120/90 - 18 M/C 65R TT	MT 21	-	-
250 EXC, DXC, TXC		250		6		1418500	80/100 - 21 M/C 51R MST TT	MT 16 Garacross Fr.	1418700	110/100 - 18 NHS TT	MT 16 Garacross	-	-
250 EXC, Six Days MY 2002 -		250	2002	23		2322100	90/90 - 21 M/C 54M M+S TT	Scorpion PRO Fr.	2322200	120/90 - 18 M/C 65M M+S TT	Scorpion PRO	-	-
250 EXC, Six Days MY 2002 -		250	2002	23		2322100	90/90 - 21 M/C 54M M+S TT	Scorpion PRO Fr.	2322300	140/80 - 18 M/C 70M M+S TT	Scorpion PRO	-	-
250 EXC, Six Days MY 2002 -		250	2002	23		3745900	90/90 - 21 M/C 54R TT	MT 21 Fr.	0342400	120/90 - 18 M/C 65R TT	MT 21	-	-
250 EXC, Six Days MY 2002 -		250	2002	23		3745900	90/90 - 21 M/C 54R TT	MT 21 Fr.	0341000	140/80 - 18 M/C 70R TT	MT 21	-	-
250 EXC-F; Six Days		250	2008	10	23	1745300	90/90 - 21 M/C 54R MST TT	Scorpion Rally Fr.	1688700	140/80 - 18 M/C 70R MST TT	Scorpion Rally	-	-
250 EXC-F; Six Days		250	2008	23		2322100	90/90 - 21 M/C 54M M+S TT	Scorpion PRO Fr.	2322200	120/90 - 18 M/C 65M M+S TT	Scorpion PRO	-	-
250 EXC-F; Six Days		250	2008	23		3745900	90/90 - 21 M/C 54R TT	MT 21 Fr.	0341000	140/80 - 18 M/C 70R TT	MT 21	-	-
250-350/450/500 EXC-F; Six Days MY 2016-		250	2016	23		1745300	90/90 - 21 M/C 54R MST TT	Scorpion Rally Fr.	1688700	140/80 - 18 M/C 70R MST TT	Scorpion Rally	2.00	2.00
250-350/450/500 EXC-F; Six Days MY 2016-		250	2016	23		2322100	90/90 - 21 M/C 54M M+S TT	Scorpion PRO Fr.	2322300	140/80 - 18 M/C 70M M+S TT	Scorpion PRO	2.00	2.00
250-350/450/500 EXC-F; Six Days MY 2016-		250	2016	23		3745900	90/90 - 21 M/C 54R TT	MT 21 Fr.	0341000	140/80 - 18 M/C 70R TT	MT 21	2.00	2.00
250-350/450/500 EXC-F; Six Days MY 2016-		250	2016	10	23	1767900	80/100 - 21 M/C 51R M+S TT	Scorpion XC Mid Hard Fr.	1804600	140/80 - 18 M/C 70M M+S TT	Scorpion XC Mid Hard	2.00	2.20
300 EGS		300		23		3745900	90/90 - 21 M/C 54R TT	MT 21 Fr.	0697900	130/90 - 18 M/C 69R TT	MT 21	1.50	2.20
300 EXC MY 2002 -		300	2002	23		2322100	90/90 - 21 M/C 54M M+S TT	Scorpion PRO Fr.	2322200	120/90 - 18 M/C 65M M+S TT	Scorpion PRO	-	-
300 EXC MY 2002 -		300	2002	23		3745900	90/90 - 21 M/C 54R TT	MT 21 Fr.	0342400	120/90 - 18 M/C 65R TT	MT 21	-	-
300 EXC; DXC; TXC		300		6		1418500	80/100 - 21 M/C 51R MST TT	MT 16 Garacross Fr.	1418700	110/100 - 18 NHS TT	MT 16 Garacross	-	-
300 EXC-E; Six Days		300	2008	23		2322100	90/90 - 21 M/C 54M M+S TT	Scorpion PRO Fr.	2322300	140/80 - 18 M/C 70M M+S TT	Scorpion PRO	-	-
300 EXC-E; Six Days		300	2008	23		3745900	90/90 - 21 M/C 54R TT	MT 21 Fr.	0341000	140/80 - 18 M/C 70R TT	MT 21	-	-
300 Duke	C1; C2; C3	390	2013	10		3657000	110/70 ZR 17 M/C 54W V3 TL	Diablo Supercorsa SP Fr.	3657200	150/60 ZR 17 M/C 66W V3 TL	Diablo Supercorsa SP	2.00	2.20
300 Duke	C1; C2; C3	390	2013			2808100	110/70 R 17 M/C 54H M+S TL	Scorpion Rally STR Fr.	2808200	150/60 R 17 M/C 66H M+S TL	Scorpion Rally STR	2.00	2.20
300 Duke	C1; C2; C3	390	2013			2854900	110/70 R 17 M/C 54H TL	Diablo Rosso III Fr.	2855100	150/60 R 17 M/C 66H TL	Diablo Rosso III	2.00	2.20
300 Duke	C1; C2; C3	390	2013			2635000	110/70 ZR 17 M/C 54W TL	Diablo Rosso III Fr.	2635300	150/60 ZR 17 M/C 66W TL	Diablo Rosso III	2.00	2.20
300 Duke	C1; C2; C3	390	2013			2433400	110/70 R 17 M/C 54H TL	MT 60 RS Fr.	2433500	150/60 R 17 M/C 66H TL	MT 60 RS	2.00	2.20
300 Duke	C1; C2; C3	390	2013			2072500	110/70 R 17 M/C 54H TL	Diablo Rosso II Fr.	2210500	150/60 R 17 M/C 66H TL	Diablo Rosso II	2.00	2.20
300 Duke MY 2017 -	KTM IS Duke A	390	2017	10		3657000	110/70 ZR 17 M/C 54W V3 TL	Diablo Supercorsa SP Fr.	3657200	150/60 ZR 17 M/C 66W V3 TL	Diablo Supercorsa SP	2.00	2.20
300 Duke MY 2017 -	KTM IS Duke A	390	2017			2808100	110/70 R 17 M/C 54H M+S TL	Scorpion Rally STR Fr.	2808200	150/60 R 17 M/C 66H M+S TL	Scorpion Rally STR	2.00	2.20
300 Duke MY 2017 -	KTM IS Duke A	390	2017			2854900	110/70 R 17 M/C 54H TL	Diablo Rosso III Fr.	2855100	150/60 R 17 M/C 66H TL	Diablo Rosso III	2.00	2.20
300 Duke MY 2017 -	KTM IS Duke A	390	2017			2635000	110/70 ZR 17 M/C 54W TL	Diablo Rosso III Fr.	2635300	150/60 ZR 17 M/C 66W TL	Diablo Rosso III	2.00	2.20
300 Duke MY 2017 -	KTM IS Duke A	390	2017			2433400	110/70 R 17 M/C 54H TL	MT 60 RS Fr.	2433500	150/60 R 17 M/C 66H TL	MT 60 RS	2.00	2.20



MODEL	TYPE	CC	MY From	MY To	Footnotes	FRONT			REAR			Pressure	
						IP-Code	Dimension	Tread	IP-Code	Dimension	Tread	Front	Rear
KTM (continued)													
625 SXC	KTM 4T-EGS	625	2003		23	1745300	90/90 - 21 M/C 54R MST TT	Scorpion Rally Fr.	1688700	140/80 - 18 M/C 70R MST TT	Scorpion Rally	2.00	2.20
625 SXC	KTM 4T-EGS	625	2003	23	28	2322100	90/90 - 21 M/C 54M M+S TT	Scorpion PRO Fr.	2322300	140/80 - 18 M/C 70M M+S TT	Scorpion PRO	2.00	2.20
625 SXC	KTM 4T-EGS	625	2003		23	1005200	90/90 - 21 M/C 54S TT	MT 90 Front A/T	1004600	120/80 - 18 M/C 62S TT	MT 90 A/T	2.00	2.20
625 SXC	KTM 4T-EGS	625	2003		23	1005200	90/90 - 21 M/C 54S TT	MT 90 Front A/T	1017100	140/80 - 18 M/C 70S TT	MT 90 A/T	2.00	2.20
625 SXC	KTM 4T-EGS	625	2003		23	3745900	90/90 - 21 M/C 54R TT	MT 21 Fr.	0341000	140/80 - 18 M/C 70R TT	MT 21	2.00	2.20
625; 660 SMC	KTM 4T-EGS	660	2003			2906900	120/70 ZR 17 M/C (58W) TL	Diablo Rosso Corsa II Fr.	2907000	160/60 ZR 17 M/C (69W) TL	Diablo Rosso Corsa II	2.00	2.20
625; 660 SMC	KTM 4T-EGS	660	2003			2526300	120/70 ZR 17 M/C (58W) TL	Scorpion Trail II Fr.	2527200	160/60 ZR 17 M/C (69W) TL	Scorpion Trail II	2.00	2.20
625; 660 SMC	KTM 4T-EGS	660	2003			2635200	120/70 ZR 17 M/C (58W) TL	Diablo Rosso III Fr.	2635400	160/60 ZR 17 M/C (69W) TL	Diablo Rosso III	2.00	2.20
625; 660 SMC	KTM 4T-EGS	660	2003			1734600	120/70 ZR 17 M/C (58W) TL	Diablo Rosso Corsa Fr.	1971000	160/60 ZR 17 M/C (69W) TL	Diablo Rosso Corsa	2.00	2.20
625; 660 SMC	KTM 4T-EGS	660	2003			2210400	120/70 R 17 M/C 58H TL	Diablo Rosso II Fr.	2210600	160/60 R 17 M/C 69H TL	Diablo Rosso II	2.00	2.20
625; 660 SMC	KTM 4T-EGS	660	2003			1430700	120/70 ZR 17 M/C (58W) TL	Diablo Fr.	1430400	160/60 ZR 17 M/C (69W) TL	Diablo	2.00	2.20
640 Duke II		640	1999		10	3111300	120/70 ZR 17 M/C (58W) TL	Angel GT II Fr.	3111700	160/60 ZR 17 M/C (69W) TL	Angel GT II	2.00	2.20
640 Duke II		640	1999		10	2387600	120/70 ZR 17 M/C (58W) TL	Angel GT Fr.	2317400	160/60 ZR 17 M/C (69W) TL	Angel GT	2.00	2.20
640 Duke II		640	1999			2906900	120/70 ZR 17 M/C (58W) TL	Diablo Rosso Corsa II Fr.	2907000	160/60 ZR 17 M/C (69W) TL	Diablo Rosso Corsa II	2.00	2.20
640 Duke II		640	1999			2526300	120/70 ZR 17 M/C (58W) TL	Scorpion Trail II Fr.	2527200	160/60 ZR 17 M/C (69W) TL	Scorpion Trail II	2.00	2.20
640 Duke II		640	1999			2635200	120/70 ZR 17 M/C (58W) TL	Diablo Rosso III Fr.	2635400	160/60 ZR 17 M/C (69W) TL	Diablo Rosso III	2.00	2.20
640 Duke II		640	1999			1734600	120/70 ZR 17 M/C (58W) TL	Diablo Rosso Corsa Fr.	1971000	160/60 ZR 17 M/C (69W) TL	Diablo Rosso Corsa	2.00	2.20
640 Duke II		640	1999			2210400	120/70 R 17 M/C 58H TL	Diablo Rosso II K Fr.	2210600	160/60 R 17 M/C 69H TL	Diablo Rosso II	2.00	2.20
640 Duke II		640	1999			2291900	120/70 ZR 17 M/C (58W) TL	Diablo Rosso II K Fr.	2070200	160/60 ZR 17 M/C (69W) TL	Diablo Rosso II	2.00	2.20
640 Duke II		640	1999			1430700	120/70 ZR 17 M/C (58W) TL	Diablo Fr.	1430400	160/60 ZR 17 M/C (69W) TL	Diablo	2.00	2.20
640 LC4 Adventure		640	1998		23	2322100	90/90 - 21 M/C 54M M+S TT	Scorpion PRO Fr.	2322300	140/80 - 18 M/C 70M M+S TT	Scorpion PRO	1.70	2.30
640 LC4 Adventure		640	1998		23	1745300	90/90 - 21 M/C 54R MST TT	Scorpion Rally Fr.	1688700	140/80 - 18 M/C 70R MST TT	Scorpion Rally	1.70	2.30
640 LC4 Adventure		640	1998		23	1005200	90/90 - 21 M/C 54S TT	MT 90 Front A/T	1004600	120/80 - 18 M/C 62S TT	MT 90 A/T	1.70	2.30
640 LC4 Adventure		640	1998		23	1005200	90/90 - 21 M/C 54S TT	MT 90 Front A/T	1017100	140/80 - 18 M/C 70S TT	MT 90 A/T	1.70	2.30
640 LC4 Adventure		640	1998		23	3745900	90/90 - 21 M/C 54R TT	MT 21 Fr.	0342000	120/80 - 18 M/C 62R TT	MT 21	1.70	2.30
640 LC4 Adventure		640	1998		23	3745900	90/90 - 21 M/C 54R TT	MT 21 Fr.	0341000	140/80 - 18 M/C 70R TT	MT 21	1.70	2.30
690 Duke; R MY 2008 - 2011	KTM Duke	690	2008	2011		3111300	120/70 ZR 17 M/C (58W) TL	Angel GT II Fr.	3111700	160/60 ZR 17 M/C (69W) TL	Angel GT II	2.00	2.20
690 Duke; R MY 2008 - 2011	KTM Duke	690	2008	2011		2526300	120/70 ZR 17 M/C (58W) TL	Scorpion Trail II Fr.	2527200	160/60 ZR 17 M/C (69W) TL	Scorpion Trail II	2.00	2.20
690 Duke; R MY 2008 - 2011	KTM Duke	690	2008	2011		2387600	120/70 ZR 17 M/C (58W) TL	Angel GT Fr.	2317400	160/60 ZR 17 M/C (69W) TL	Angel GT	2.00	2.20
690 Duke; R MY 2008 - 2011	KTM Duke	690	2008	2011		2906900	120/70 ZR 17 M/C (58W) TL	Diablo Rosso Corsa II Fr.	2907000	160/60 ZR 17 M/C (69W) TL	Diablo Rosso Corsa II	2.00	2.20
690 Duke; R MY 2008 - 2011	KTM Duke	690	2008	2011		2635200	120/70 ZR 17 M/C (58W) TL	Diablo Rosso III Fr.	2635400	160/60 ZR 17 M/C (69W) TL	Diablo Rosso III	2.00	2.20
690 Duke; R MY 2008 - 2011	KTM Duke	690	2008	2011		2210400	120/70 R 17 M/C 58H TL	Diablo Rosso II Fr.	2210600	160/60 R 17 M/C 69H TL	Diablo Rosso II	2.00	2.20
690 Duke; R MY 2008 - 2011	KTM Duke	690	2008	2011		1734600	120/70 ZR 17 M/C (58W) TL	Diablo Rosso Corsa Fr.	1971000	160/60 ZR 17 M/C (69W) TL	Diablo Rosso Corsa	2.00	2.20
690 Duke; R MY 2008 - 2011	KTM Duke	690	2008	2011		1888400	120/70 ZR 17 M/C (58W) TL	Angel ST Fr.	1868800	160/60 ZR 17 M/C (69W) TL	Angel ST	2.00	2.20
690 Duke; R MY 2016 -	A; B	690	2016		10	3111300	120/70 ZR 17 M/C (58W) TL	Angel GT II Fr.	3111700	160/60 ZR 17 M/C (69W) TL	Angel GT II	2.00	2.20
690 Duke; R MY 2016 -	A; B	690	2016			2526300	120/70 ZR 17 M/C (58W) TL	Scorpion Trail II Fr.	2527200	160/60 ZR 17 M/C (69W) TL	Scorpion Trail II	2.00	2.20
690 Duke; R MY 2016 -	A; B	690	2016			2906900	120/70 ZR 17 M/C (58W) TL	Diablo Rosso Corsa II Fr.	2907000	160/60 ZR 17 M/C (69W) TL	Diablo Rosso Corsa II	2.00	2.20
690 Duke; R MY 2016 -	A; B	690	2016			2387600	120/70 ZR 17 M/C (58W) TL	Angel GT Fr.	2317400	160/60 ZR 17 M/C (69W) TL	Angel GT	2.00	2.20
690 Duke; R MY 2016 -	A; B	690	2016			2635200	120/70 ZR 17 M/C (58W) TL	Diablo Rosso III Fr.	2635400	160/60 ZR 17 M/C (69W) TL	Diablo Rosso III	2.00	2.20
690 Duke; R MY 2016 -	A; B	690	2016			1734600	120/70 ZR 17 M/C (58W) TL	Diablo Rosso Corsa Fr.	1971000	160/60 ZR 17 M/C (69W) TL	Diablo Rosso Corsa	2.00	2.20
690 Duke; R MY 2016 -	A; B	690	2016			3111300	120/70 ZR 17 M/C (58W) TL	Angel GT II Fr.	3111700	160/60 ZR 17 M/C (69W) TL	Angel GT II	2.00	2.20
690 Duke; R; ABS MY 2012 - 2015	all versions	690	2012	2015		2906900	120/70 ZR 17 M/C (58W) TL	Diablo Rosso Corsa II Fr.	2907000	160/60 ZR 17 M/C (69W) TL	Diablo Rosso Corsa II	2.00	2.20
690 Duke; R; ABS MY 2012 - 2015	all versions	690	2012	2015		2526300	120/70 ZR 17 M/C (58W) TL	Scorpion Trail II Fr.	2527200	160/60 ZR 17 M/C (69W) TL	Scorpion Trail II	2.00	2.20
690 Duke; R; ABS MY 2012 - 2015	all versions	690	2012	2015		2387600	120/70 ZR 17 M/C (58W) TL	Angel GT Fr.	2317400	160/60 ZR 17 M/C (69W) TL	Angel GT	2.00	2.20
690 Duke; R; ABS MY 2012 - 2015	all versions	690	2012	2015		2635200	120/70 ZR 17 M/C (58W) TL	Diablo Rosso III Fr.	2635400	160/60 ZR 17 M/C (69W) TL	Diablo Rosso III	2.00	2.20
690 Duke; R; ABS MY 2012 - 2015	all versions	690	2012	2015		2210400	120/70 R 17 M/C 58H TL	Diablo Rosso II Fr.	2210600	160/60 R 17 M/C 69H TL	Diablo Rosso II	2.00	2.20
690 Duke; R; ABS MY 2012 - 2015	all versions	690	2012	2015		1734600	120/70 ZR 17 M/C (58W) TL	Diablo Rosso Corsa Fr.	1971000	160/60 ZR 17 M/C (69W) TL	Diablo Rosso Corsa	2.00	2.20
690 Duke; R; ABS MY 2012 - 2015	all versions	690	2012	2015		2291900	120/70 ZR 17 M/C (58W) TL	Diablo Rosso II K Fr.	2070200	160/60 ZR 17 M/C (69W) TL	Diablo Rosso II	2.00	2.20

KTM (continued)												
690 Enduro R MY 2019 -	690	2019	10	23	2322100	90/90 - 21 M/C 54M M+S TT	Scorpion PRO Fr.	2322300	140/80 - 18 M/C 70M M+S TT	Scorpion PRO	2.00	2.20
690 Enduro R MY 2019 -	690	2019	10	23	1005200	90/90 - 21 M/C 54S TT	MT 90 Front A/T	1017100	140/80 - 18 M/C 70S TT	MT 90 A/T	2.00	2.20
690 Enduro R MY 2019 -	690	2019	10	23	3745900	90/90 - 21 M/C 54R TT	MT 21 Fr.	0341000	140/80 - 18 M/C 70R TT	MT 21	2.00	2.20
690 Enduro R; ABS MY 2008 -	690	2008	2016	23	2322100	90/90 - 21 M/C 54M M+S TT	Scorpion PRO Fr.	2322300	140/80 - 18 M/C 70M M+S TT	Scorpion PRO	2.00	2.20
690 Enduro R; ABS MY 2008 -	690	2008	2016	23	3745900	90/90 - 21 M/C 54R TT	MT 21 Fr.	0341000	140/80 - 18 M/C 70R TT	MT 21	2.00	2.20
690 Enduro R; ABS MY 2008 -	690	2008	2016	23	1005200	90/90 - 21 M/C 54S TT	MT 90 Front A/T	1017100	140/80 - 18 M/C 70S TT	MT 90 A/T	2.00	2.20
690 SMC MY 2008 - 2011	690	2008	2011	10	3111300	120/70 ZR 17 M/C (58W) TL	Angel GT II Fr.	3111700	160/60 ZR 17 M/C (69W) TL	Angel GT II	2.00	2.20
690 SMC MY 2008 - 2011	690	2008	2011	10	2387600	120/70 ZR 17 M/C (58W) TL	Angel GT Fr.	2317400	160/60 ZR 17 M/C (69W) TL	Angel GT	2.00	2.20
690 SMC MY 2008 - 2011	690	2008	2011	10	2906900	120/70 ZR 17 M/C (58W) TL	Diablo Rosso Corsa II Fr.	2907000	160/60 ZR 17 M/C (69W) TL	Diablo Rosso Corsa II	2.00	2.20
690 SMC MY 2008 - 2011	690	2008	2011	10	2526300	120/70 ZR 17 M/C (58W) TL	Scorpion Trail II Fr.	2527200	160/60 ZR 17 M/C (69W) TL	Scorpion Trail II	2.00	2.20
690 SMC MY 2008 - 2011	690	2008	2011	10	2635200	120/70 ZR 17 M/C (58W) TL	Diablo Rosso III Fr.	2635400	160/60 ZR 17 M/C (69W) TL	Diablo Rosso III	2.00	2.20
690 SMC MY 2008 - 2011	690	2008	2011	10	2210400	120/70 R 17 M/C (58H) TL	Diablo Rosso II Fr.	2210600	160/60 R 17 M/C (69H) TL	Diablo Rosso II	2.00	2.20
690 SMC MY 2008 - 2011	690	2008	2011	10	1734600	120/70 ZR 17 M/C (58W) TL	Diablo Rosso Corsa Fr.	1971000	160/60 ZR 17 M/C (69W) TL	Diablo Rosso Corsa	2.00	2.20
690 SMC MY 2008 - 2011	690	2008	2011	10	2291900	120/70 ZR 17 M/C (58W) TL	Diablo Rosso II K Fr.	2070200	160/60 ZR 17 M/C (69W) TL	Diablo Rosso II	2.00	2.20
690 SMC R MY 2019 -	690	2019	10	23	2526300	120/70 ZR 17 M/C (58W) TL	Scorpion Trail II Fr.	2527200	160/60 ZR 17 M/C (69W) TL	Scorpion Trail II	2.00	2.20
690 SMC R MY 2019 -	690	2019	10	23	3111300	120/70 ZR 17 M/C (58W) TL	Angel GT II Fr.	3111700	160/60 ZR 17 M/C (69W) TL	Angel GT II	2.00	2.20
690 SMC R MY 2019 -	690	2019	10	23	2635200	120/70 ZR 17 M/C (58W) TL	Diablo Rosso III Fr.	2635400	160/60 ZR 17 M/C (69W) TL	Diablo Rosso III	2.00	2.20
690 SMC R MY 2019 -	690	2019	10	23	2906900	120/70 ZR 17 M/C (58W) TL	Diablo Rosso Corsa II Fr.	2907000	160/60 ZR 17 M/C (69W) TL	Diablo Rosso Corsa II	2.00	2.20
690 SMC R; ABS	690	2012	10	23	3111300	120/70 ZR 17 M/C (58W) TL	Angel GT II Fr.	3111700	160/60 ZR 17 M/C (69W) TL	Angel GT II	2.00	2.20
690 SMC R; ABS	690	2012	10	23	2526300	120/70 ZR 17 M/C (58W) TL	Scorpion Trail II Fr.	2527200	160/60 ZR 17 M/C (69W) TL	Scorpion Trail II	2.00	2.20
690 SMC R; ABS	690	2012	10	23	2906900	120/70 ZR 17 M/C (58W) TL	Diablo Rosso Corsa II Fr.	2907000	160/60 ZR 17 M/C (69W) TL	Diablo Rosso Corsa II	2.00	2.20
690 SMC R; ABS	690	2012	10	23	2387600	120/70 ZR 17 M/C (58W) TL	Angel GT Fr.	2317400	160/60 ZR 17 M/C (69W) TL	Angel GT	2.00	2.20
690 SMC R; ABS	690	2012	10	23	2635200	120/70 ZR 17 M/C (58W) TL	Diablo Rosso III Fr.	2635400	160/60 ZR 17 M/C (69W) TL	Diablo Rosso III	2.00	2.20
690 Supermoto	690	2007	23	23	2906900	120/70 ZR 17 M/C (58W) TL	Diablo Rosso Corsa II Fr.	2907000	160/60 ZR 17 M/C (69W) TL	Diablo Rosso Corsa II	2.00	2.20
690 Supermoto	690	2007	23	23	2387600	120/70 ZR 17 M/C (58W) TL	Angel GT Fr.	2317400	160/60 ZR 17 M/C (69W) TL	Angel GT	2.00	2.20
690 Supermoto	690	2007	23	23	2387600	120/70 ZR 17 M/C (58W) TL	Scorpion Trail II Fr.	2527200	160/60 ZR 17 M/C (69W) TL	Scorpion Trail II	2.00	2.20
690 Supermoto	690	2007	10	23	2526300	120/70 ZR 17 M/C (58W) TL	Angel GT II Fr.	3111700	160/60 ZR 17 M/C (69W) TL	Angel GT II	2.00	2.20
690 Supermoto	690	2007	23	23	2635200	120/70 ZR 17 M/C (58W) TL	Diablo Rosso III Fr.	2635400	160/60 ZR 17 M/C (69W) TL	Diablo Rosso III	2.00	2.20
690 Supermoto	690	2007	23	23	1734600	120/70 ZR 17 M/C (58W) TL	Diablo Rosso Corsa Fr.	1971000	160/60 ZR 17 M/C (69W) TL	Diablo Rosso Corsa	2.00	2.20
690 Supermoto	690	2007	23	23	2210400	120/70 R 17 M/C (58H) TL	Diablo Rosso II Fr.	2210600	160/60 R 17 M/C (69H) TL	Diablo Rosso II	2.00	2.20
690 Supermoto	690	2007	23	23	1868800	120/70 ZR 17 M/C (58W) TL	Angel ST Fr.	1868800	160/60 ZR 17 M/C (69W) TL	Angel ST	2.00	2.20
690 Supermoto Prestige; Supermoto R	690	2007	10	23	3111300	120/70 ZR 17 M/C (58W) TL	Angel GT II Fr.	3111700	160/60 ZR 17 M/C (69W) TL	Angel GT II	2.00	2.20
690 Supermoto Prestige; Supermoto R	690	2007	10	23	2526300	120/70 ZR 17 M/C (58W) TL	Scorpion Trail II Fr.	2527200	160/60 ZR 17 M/C (69W) TL	Scorpion Trail II	2.00	2.20
690 Supermoto Prestige; Supermoto R	690	2007	10	23	2387600	120/70 ZR 17 M/C (58W) TL	Angel GT Fr.	2317400	160/60 ZR 17 M/C (69W) TL	Angel GT	2.00	2.20
690 Supermoto Prestige; Supermoto R	690	2007	10	23	2906900	120/70 ZR 17 M/C (58W) TL	Diablo Rosso Corsa II Fr.	2907000	160/60 ZR 17 M/C (69W) TL	Diablo Rosso Corsa II	2.00	2.20
690 Supermoto Prestige; Supermoto R	690	2007	10	23	2635200	120/70 ZR 17 M/C (58W) TL	Diablo Rosso III Fr.	2635400	160/60 ZR 17 M/C (69W) TL	Diablo Rosso III	2.00	2.20
690 Supermoto Prestige; Supermoto R	690	2007	10	23	1734600	120/70 ZR 17 M/C (58W) TL	Diablo Rosso Corsa Fr.	1971000	160/60 ZR 17 M/C (69W) TL	Diablo Rosso Corsa	2.00	2.20
690 Supermoto Prestige; Supermoto R	690	2007	10	23	2210400	120/70 ZR 17 M/C (58H) TL	Diablo Rosso II Fr.	2210600	160/60 R 17 M/C (69H) TL	Diablo Rosso II	2.00	2.20
690 Supermoto Prestige; Supermoto R	690	2007	10	23	1868800	120/70 ZR 17 M/C (58W) TL	Angel ST Fr.	1868800	160/60 ZR 17 M/C (69W) TL	Angel ST	2.00	2.20
790 Adventure MY 2019 -	790	2019	10	23	2526800	90/90 - 21 M/C 54V TL	Scorpion Trail III Fr.	2803200	150/70 R 18 M/C 70V TL	Scorpion Trail II	-	-
790 Adventure MY 2019 -	790	2019	10	23	2803400	90/90 - 21 M/C 54V M+S TL	Scorpion Rally STR Fr.	2803500	150/70 R 18 M/C 70V M+S TL	Scorpion Rally STR	-	-
790 Adventure MY 2019 -	790	2019	10	23	1417500	90/90 - 21 M/C 54V TL	MT 90 Front A/T Fr.	1421900	150/70 R 18 M/C 70V TL	MT 90 A/T	-	-
790 Adventure R MY 2019 -	790	2019	10	23	2526800	90/90 - 21 M/C 54V TL	Scorpion Trail III Fr.	2803200	150/70 R 18 M/C 70V TL	Scorpion Trail II	-	-
790 Adventure R MY 2019 -	790	2019	10	23	2803400	90/90 - 21 M/C 54V M+S TL	Scorpion Rally STR Fr.	2803500	150/70 R 18 M/C 70V M+S TL	Scorpion Rally STR	-	-
790 Adventure R MY 2019 -	790	2019	10	23	1417500	90/90 - 21 M/C 54V TL	MT 90 Front A/T Fr.	1421900	150/70 R 18 M/C 70V TL	MT 90 A/T	-	-
790 Duke; L	799	2018	10	23	3111300	120/70 ZR 17 M/C (58W) TL	Angel GT II Fr.	3112000	180/55 ZR 17 M/C (73W) TL	Angel GT II	2.30	2.60
790 Duke; L	799	2018	10	23	2636200	120/70 ZR 17 M/C (58W) TL	Phantom Sportscomp Fr.	2636300	180/55 ZR 17 M/C (73W) TL	Phantom Sportscomp	2.30	2.60
790 Duke; L	799	2018	10	23	2526300	120/70 ZR 17 M/C (58W) TL	Scorpion Trail II Fr.	2527400	180/55 ZR 17 M/C (73W) TL	Scorpion Trail II	2.30	2.60
790 Duke; L	799	2018	10	23	2387600	120/70 ZR 17 M/C (58W) TL	Angel GT Fr.	2317600	180/55 ZR 17 M/C (73W) TL	Angel GT	2.30	2.60
790 Duke; L	799	2018	10	23	2635200	120/70 ZR 17 M/C (58W) TL	Diablo Rosso III Fr.	2635500	180/55 ZR 17 M/C (73W) TL	Diablo Rosso III	2.30	2.60
790 Duke; L	799	2018	10	23	2906900	120/70 ZR 17 M/C (58W) TL	Diablo Rosso Corsa II Fr.	2907100	180/55 ZR 17 M/C (73W) TL	Diablo Rosso Corsa II	2.30	2.60
790 Duke; L	799	2018	10	23	2636000	120/70 ZR 17 M/C (58W) TL	MT 60 RS Fr.	2636100	180/55 ZR 17 M/C (73W) TL	MT 60 RS	2.30	2.60



MODEL	TYPE	CC	MY From	MY To	Footnotes	FRONT			REAR			Pressure		
						IP-Code	Dimension	Tread	IP-Code	Dimension	Tread	Front	Rear	
KTM (continued)														
950 Adventure, S	KTM LC8	950	2003			2526800	90/90 - 21 M/C 54V TL	Scorpion Trail II Fr.	2803200	150/70 R 18 M/C 70V TL	Scorpion Trail II	2.40	2.80	
950 Adventure, S	KTM LC8	950	2003			2803400	90/90 - 21 M/C 54V M+S TL	Scorpion Rally STR Fr.	2803500	150/70 R 18 M/C 70V M+S TL	Scorpion Rally STR	2.40	2.80	
950 Adventure, S	KTM LC8	950	2003			1417500	90/90 - 21 M/C 54V TL	MT 90 Front A/T Fr.	1421900	150/70 R 18 M/C 70V TL	MT 90 A/T	2.40	2.80	
950 Supermoto; R	KTM LC 8 SM	950	2006			3111300	120/70 ZR 17 M/C (58W) TL	Angel GT II Fr.	3112000	180/55 ZR 17 M/C (73W) TL	Angel GT II	2.50	2.50	
950 Supermoto; R	KTM LC 8 SM	950	2006			2812600	120/70 ZR 17 M/C (58W) V3 TL	Diablo Supercorsa SP Fr.	3106800	180/55 ZR 17 M/C (73W) V3 TL	Diablo Supercorsa SP	2.50	2.50	
950 Supermoto; R	KTM LC 8 SM	950	2006			2526300	120/70 ZR 17 M/C (58W) TL	Scorpion Trail II Fr.	2527400	180/55 ZR 17 M/C (73W) TL	Scorpion Trail II	2.50	2.50	
950 Supermoto; R	KTM LC 8 SM	950	2006			2387600	120/70 ZR 17 M/C (58W) TL	Angel GT Fr.	2317600	180/55 ZR 17 M/C (73W) TL	Angel GT	2.50	2.50	
950 Supermoto; R	KTM LC 8 SM	950	2006			2166900	120/70 ZR 17 M/C (58W) TL	Diablo Supercorsa SP Fr.	2244800	180/55 ZR 17 M/C (73W) TL	Diablo Supercorsa SP	2.50	2.50	
950 Supermoto; R	KTM LC 8 SM	950	2006			2906900	120/70 ZR 17 M/C (58W) TL	Diablo Rosso Corsa II Fr.	2907100	180/55 ZR 17 M/C (73W) TL	Diablo Rosso Corsa II	2.50	2.50	
950 Supermoto; R	KTM LC 8 SM	950	2006			2635200	120/70 ZR 17 M/C (58W) TL	Diablo Rosso III Fr.	2635500	180/55 ZR 17 M/C (73W) TL	Diablo Rosso III	2.50	2.50	
950 Supermoto; R	KTM LC 8 SM	950	2006			2636000	120/70 ZR 17 M/C (58W) TL	MT 60 RS Fr.	2636100	180/55 ZR 17 M/C (73W) TL	MT 60 RS	2.50	2.50	
950 Supermoto; R	KTM LC 8 SM	950	2006			1734600	120/70 ZR 17 M/C (58W) TL	Diablo Rosso Corsa Fr.	1927700	180/55 ZR 17 M/C (73W) TL	Diablo Rosso Corsa	2.50	2.50	
950 Supermoto; R	KTM LC 8 SM	950	2006			1868400	120/70 ZR 17 M/C (58W) TL	Angel ST Fr.	1868500	180/55 ZR 17 M/C (73W) TL	Angel ST	2.50	2.50	
990 Adventure ABS	KTM LC8	990	2008		23	2526800	90/90 - 21 M/C 54V TL	Scorpion Trail II Fr.	2803200	150/70 R 18 M/C 70V TL	Scorpion Trail II	2.40	2.80	
990 Adventure ABS	KTM LC8	990	2008		23	2803400	90/90 - 21 M/C 54V M+S TL	Scorpion Rally STR Fr.	2803500	150/70 R 18 M/C 70V M+S TL	Scorpion Rally STR	2.40	2.80	
990 Adventure ABS	KTM LC8	990	2008		23	1417500	90/90 - 21 M/C 54V TL	MT 90 Front A/T Fr.	1421900	150/70 R 18 M/C 70V TL	MT 90 A/T	2.40	2.80	
990 Adventure R	KTM LC8	990	2009			2526800	90/90 - 21 M/C 54V TL	Scorpion Trail II Fr.	2803200	150/70 R 18 M/C 70V TL	Scorpion Trail II	2.40	2.80	
990 Adventure R	KTM LC8	990	2009			2803400	90/90 - 21 M/C 54V M+S TL	Scorpion Rally STR Fr.	2803500	150/70 R 18 M/C 70V M+S TL	Scorpion Rally STR	2.40	2.80	
990 Adventure R	KTM LC8	990	2009			1417500	90/90 - 21 M/C 54V TL	MT 90 Front A/T Fr.	1421900	150/70 R 18 M/C 70V TL	MT 90 A/T	2.40	2.80	
990 Adventure; S	KTM LC8	990	2006			2526800	90/90 - 21 M/C 54V TL	Scorpion Trail II Fr.	2803200	150/70 R 18 M/C 70V TL	Scorpion Trail II	2.40	2.80	
990 Adventure; S	KTM LC8	990	2006			2803400	90/90 - 21 M/C 54V M+S TL	Scorpion Rally STR Fr.	2803500	150/70 R 18 M/C 70V M+S TL	Scorpion Rally STR	2.40	2.80	
990 Adventure; S	KTM LC8	990	2006			1417500	90/90 - 21 M/C 54V TL	MT 90 Front A/T Fr.	1421900	150/70 R 18 M/C 70V TL	MT 90 A/T	2.40	2.80	
990 Super Duke MY 2005 - 2006	KTM LC 8 EFI	990	2005	2006		3111300	120/70 ZR 17 M/C (58W) TL	Angel GT II Fr.	3112000	180/55 ZR 17 M/C (73W) TL	Angel GT II	2.40	2.60	
990 Super Duke MY 2005 - 2006	KTM LC 8 EFI	990	2005	2006		2812600	120/70 ZR 17 M/C (58W) V3 TL	Diablo Supercorsa SP Fr.	3106800	180/55 ZR 17 M/C (73W) V3 TL	Diablo Supercorsa SP	2.40	2.60	
990 Super Duke MY 2005 - 2006	KTM LC 8 EFI	990	2005	2006		2387600	120/70 ZR 17 M/C (58W) TL	Angel GT Fr.	2317600	180/55 ZR 17 M/C (73W) TL	Angel GT	2.40	2.60	
990 Super Duke MY 2005 - 2006	KTM LC 8 EFI	990	2005	2006		2526300	120/70 ZR 17 M/C (58W) TL	Scorpion Trail II Fr.	2527400	180/55 ZR 17 M/C (73W) TL	Scorpion Trail II	2.40	2.60	
990 Super Duke MY 2005 - 2006	KTM LC 8 EFI	990	2005	2006		2906900	120/70 ZR 17 M/C (58W) TL	Diablo Rosso Corsa II Fr.	2907100	180/55 ZR 17 M/C (73W) TL	Diablo Rosso Corsa II	2.40	2.60	
990 Super Duke MY 2005 - 2006	KTM LC 8 EFI	990	2005	2006		2166900	120/70 ZR 17 M/C (58W) TL	Diablo Supercorsa SP Fr.	2244800	180/55 ZR 17 M/C (73W) TL	Diablo Supercorsa SP	2.40	2.60	
990 Super Duke MY 2005 - 2006	KTM LC 8 EFI	990	2005	2006		2635200	120/70 ZR 17 M/C (58W) TL	Diablo Rosso III Fr.	2635500	180/55 ZR 17 M/C (73W) TL	Diablo Rosso III	2.40	2.60	
990 Super Duke MY 2005 - 2006	KTM LC 8 EFI	990	2005	2006		1734600	120/70 ZR 17 M/C (58W) TL	Diablo Rosso Corsa Fr.	1927700	180/55 ZR 17 M/C (73W) TL	Diablo Rosso Corsa	2.40	2.60	
990 Super Duke MY 2005 - 2006	KTM LC 8 EFI	990	2005	2006		2636000	120/70 ZR 17 M/C (58W) TL	MT 60 RS Fr.	2636100	180/55 ZR 17 M/C (73W) TL	MT 60 RS	2.40	2.60	
990 Super Duke MY 2005 - 2006	KTM LC 8 EFI	990	2005	2006		1430700	120/70 ZR 17 M/C (58W) TL	Diablo Fr.	1430000	180/55 ZR 17 M/C (73W) TL	Diablo	2.40	2.60	
990 Super Duke MY 2005 - 2006	KTM LC 8 EFI	990	2005	2006		1868400	120/70 ZR 17 M/C (58W) TL	Angel ST Fr.	1868500	180/55 ZR 17 M/C (73W) TL	Angel ST	2.40	2.60	
990 Super Duke MY 2005 - 2006	KTM LC 8 EFI	990	2005	2006		2291900	120/70 ZR 17 M/C (58W) TL	Diablo Rosso II K Fr.	2068500	180/55 ZR 17 M/C (73W) TL	Diablo Rosso II	2.40	2.60	
990 Super Duke MY 2007 -	KTM LC 8 EFI	990	2007			3111300	120/70 ZR 17 M/C (58W) TL	Angel GT II Fr.	3112000	180/55 ZR 17 M/C (73W) TL	Angel GT II	2.40	2.60	
990 Super Duke MY 2007 -	KTM LC 8 EFI	990	2007			2387600	120/70 ZR 17 M/C (58W) TL	Angel GT Fr.	2317600	180/55 ZR 17 M/C (73W) TL	Angel GT	2.40	2.60	
990 Super Duke MY 2007 -	KTM LC 8 EFI	990	2007			2526300	120/70 ZR 17 M/C (58W) TL	Scorpion Trail II Fr.	2527400	180/55 ZR 17 M/C (73W) TL	Scorpion Trail II	2.40	2.60	
990 Super Duke MY 2007 -	KTM LC 8 EFI	990	2007			2906900	120/70 ZR 17 M/C (58W) TL	Diablo Rosso Corsa II Fr.	2907100	180/55 ZR 17 M/C (73W) TL	Diablo Rosso Corsa II	2.40	2.60	
990 Super Duke MY 2007 -	KTM LC 8 EFI	990	2007			2635200	120/70 ZR 17 M/C (58W) TL	Diablo Rosso III Fr.	2635500	180/55 ZR 17 M/C (73W) TL	Diablo Rosso III	2.40	2.60	
990 Super Duke MY 2007 -	KTM LC 8 EFI	990	2007			1734600	120/70 ZR 17 M/C (58W) TL	Diablo Rosso Corsa Fr.	1927700	180/55 ZR 17 M/C (73W) TL	Diablo Rosso Corsa	2.40	2.60	
990 Super Duke MY 2007 -	KTM LC 8 EFI	990	2007			2636000	120/70 ZR 17 M/C (58W) TL	MT 60 RS Fr.	2636100	180/55 ZR 17 M/C (73W) TL	MT 60 RS	2.40	2.60	
990 Super Duke MY 2007 -	KTM LC 8 EFI	990	2007			2812600	120/70 ZR 17 M/C (58W) V3 TL	Diablo Supercorsa SP Fr.	3106800	180/55 ZR 17 M/C (73W) V3 TL	Diablo Supercorsa SP	2.40	2.60	
990 Super Duke MY 2007 -	KTM LC 8 EFI	990	2007			1868400	120/70 ZR 17 M/C (58W) TL	Angel ST Fr.	1868500	180/55 ZR 17 M/C (73W) TL	Angel ST	2.40	2.60	
990 Super Duke MY 2007 -	KTM LC 8 EFI	990	2007			1430700	120/70 ZR 17 M/C (58W) TL	Diablo Fr.	1430000	180/55 ZR 17 M/C (73W) TL	Diablo	2.40	2.60	
990 Super Duke MY 2007 -	KTM LC 8 EFI	990	2007			2291900	120/70 ZR 17 M/C (58W) TL	Diablo Rosso II K Fr.	2068500	180/55 ZR 17 M/C (73W) TL	Diablo Rosso II	2.40	2.60	
990 Super Duke R MY 2007 -	KTM LC 8 EFI	990	2007			2812600	120/70 ZR 17 M/C (58W) V3 TL	Diablo Supercorsa SP Fr.	3106800	180/55 ZR 17 M/C (73W) V3 TL	Diablo Supercorsa SP	2.40	2.60	
990 Super Duke R MY 2007 -	KTM LC 8 EFI	990	2007			3111300	120/70 ZR 17 M/C (58W) TL	Angel GT II Fr.	3112000	180/55 ZR 17 M/C (73W) TL	Angel GT II	2.40	2.60	
990 Super Duke R MY 2007 -	KTM LC 8 EFI	990	2007			2166900	120/70 ZR 17 M/C (58W) TL	Diablo Supercorsa SP Fr.	2244800	180/55 ZR 17 M/C (73W) TL	Diablo Supercorsa SP	2.40	2.60	

FITMENT MOTORCYCLE / 170

Footnotes see last page



MODEL	TYPE	CC	MY From	MY To	Footnotes	FRONT		REAR		Tread	IP-Code	Dimension	Tread	IP-Code	Dimension	Tread	Pressure	
						IP-Code	Dimension	IP-Code	Dimension								Front	Rear
KTM (continued)																		
Duke	GS 620 RD	620				23	1734600	120/70 ZR 17 M/C (58W) TL		Diablo Rosso Corsa Fr.		19711000	160/60 ZR 17 M/C (69W) TL		Diablo Rosso Corsa		2.00	2.20
Duke	GS 620 RD	620				23	2210400	120/70 R 17 M/C 58H TL		Diablo Rosso II Fr.		22106000	160/60 R 17 M/C 69H TL		Diablo Rosso II		2.00	2.20
Duke	GS 620 RD	620				23	1430700	120/70 ZR 17 M/C (58W) TL		Diablo Fr.		1430400	160/60 ZR 17 M/C (69W) TL		Diablo		2.00	2.20
EXC 250 Enduro	EXC 250 Enduro	250				10	1745300	90/90 - 21 M/C 54R MST TT		Scorpion Rally Fr.		1688700	140/80 - 18 M/C 70R MST TT		Scorpion Rally		-	-
EXC 250 Enduro	EXC 250 Enduro	250				10	2322100	90/90 - 21 M/C 54M M+S TT		Scorpion PRO Fr.		2322300	140/80 - 18 M/C 70M M+S TT		Scorpion PRO		-	-
EXC-F 350	EXC-F 350	350	2012			10	3745900	90/90 - 21 M/C 54R TT		MT 21 Fr.		0341000	140/80 - 18 M/C 70R TT		MT 21		-	-
EXC-F 350	EXC-F 350	350	2012			23	2322100	90/90 - 21 M/C 54M M+S TT		Scorpion PRO Fr.		2322300	140/80 - 18 M/C 70M M+S TT		Scorpion PRO		-	-
EXC-F 350	EXC-F 350	350	2012			10	1745300	90/90 - 21 M/C 54R MST TT		Scorpion Rally Fr.		1688700	140/80 - 18 M/C 70R MST TT		Scorpion Rally		-	-
EXC-F 350	EXC-F 350	350	2012			23	2322100	90/90 - 21 M/C 54M M+S TT		Scorpion PRO Fr.		2322200	120/90 - 18 M/C 65M M+S TT		Scorpion PRO		-	-
EXC-F 350	EXC-F 350	350	2012			23	3745900	90/90 - 21 M/C 54R TT		MT 21 Fr.		0341000	140/80 - 18 M/C 70R TT		MT 21		-	-
EXC-F 350	EXC-F 350	350	2012			23	3745900	90/90 - 21 M/C 54R TT		MT 21 Fr.		0342400	120/90 - 18 M/C 65R TT		MT 21		-	-
EXC-F Six Days	EXC-F Six Days	350	2012			10	2322100	90/90 - 21 M/C 54M M+S TT		Scorpion PRO Fr.		2322300	140/80 - 18 M/C 70M M+S TT		Scorpion PRO		-	-
Foxi Automatic	EXC-F Automatic	25					0244300	2 1/4 - 17 39J reinf.		ML 12		0244300	2 1/4 - 17 39J reinf.		ML 12		-	-
Foxi KJ 2-Gang	EXC-F Automatic	25					0244300	2 1/4 - 17 39J reinf.		ML 12		0244300	2 1/4 - 17 39J reinf.		ML 12		-	-
Freeride	KTM Freeride 250 F	250	2017			10	1414400	2.75 - 21 45P TL		MT 43 Pro Trial Fr.		1414500	4.00 - 18 64P TL		MT 43 Pro Trial		-	-
Freeride 250 R	A; B	250	2014			23	2322100	90/90 - 21 M/C 54M M+S TT		Scorpion PRO Fr.		2322200	120/90 - 18 M/C 65M M+S TT		Scorpion PRO		1.50	1.50
Freeride 250 R	A; B	250	2014			23	1414400	2.75 - 21 45P TL		MT 43 Pro Trial Fr.		1414500	4.00 - 18 64P TL		MT 43 Pro Trial		1.50	1.50
Freeride 250 R	A; B	250	2014			23	3745900	90/90 - 21 M/C 54R TT		MT 21 Fr.		0342400	120/90 - 18 M/C 65R TT		MT 21		1.50	1.50
Freeride 350	A; B	350	2012			23	2322100	90/90 - 21 M/C 54M M+S TT		Scorpion PRO Fr.		2322200	120/90 - 18 M/C 65M M+S TT		Scorpion PRO		1.50	1.50
Freeride 350	A; B	350	2012			23	3745900	90/90 - 21 M/C 54R TT		MT 21 Fr.		0342400	120/90 - 18 M/C 65R TT		MT 21		1.50	1.50
Freeride 350	A; B	350	2012			23	1414400	2.75 - 21 45P TL		MT 43 Pro Trial Fr.		1414500	4.00 - 18 64P TL		MT 43 Pro Trial		1.50	1.50
Freeride E	A	1	2014			23	2322100	90/90 - 21 M/C 54M M+S TT		Scorpion PRO Fr.		2322200	120/90 - 18 M/C 65M M+S TT		Scorpion PRO		1.50	1.80
Freeride E	A	1	2014			23	1414400	2.75 - 21 45P TL		MT 43 Pro Trial Fr.		1414500	4.00 - 18 64P TL		MT 43 Pro Trial		1.50	1.80
Freeride E	A	1	2014			23	3745900	90/90 - 21 M/C 54R TT		MT 21 Fr.		0342400	120/90 - 18 M/C 65R TT		MT 21		1.50	1.80
Freeride E-SM	B	1	2015			10	2854700	100/80 R 17 M/C 52H TL		Diablo Rosso III Fr.		2854800	130/70 R 17 M/C 62H TL		Diablo Rosso III		1.50	1.80
Freeride E-SM	B	1	2015			10	2583900	100/80 - 17 M/C 52H TL		Sport Demon Fr.		2589500	130/70 - 17 M/C 62H TL		Sport Demon		1.50	1.80
Freeride E-SM	B	1	2015			10	2580800	100/80 - 17 M/C 52S TL		Angel City Fr.		3243400	130/70 - 17 M/C 62S TL		Angel City		1.50	1.80
Freeride E-SM	B	1	2015			26	2409200	100/80 R 17 M/C 52H (R) TL		Diablo Rosso II Fr.		2409300	130/70 R 17 M/C 62H (R) TL		Diablo Rosso II		1.50	1.80
GO 50	Vers. B	50				26	2771400	130/60 - 13 M/C 60P reinf.TL		Angel Scooter		2771400	130/60 - 13 M/C 60P reinf.TL		Angel Scooter		-	-
GP 40		40					0244000	2 1/4 - 16 38J reinf.		ML 12		0244000	2 1/4 - 16 38J reinf.		ML 12		-	-
LC4 350 EGS; EXC		350				10	1745300	90/90 - 21 M/C 54R MST TT		Scorpion Rally Fr.		1688700	140/80 - 18 M/C 70R MST TT		Scorpion Rally		1.70	2.30
LC4 350 EGS; EXC		350				23	1005200	90/90 - 21 M/C 54S TT		MT 90 Front A/T		1004600	120/80 - 18 M/C 62S TT		MT 90 A/T		1.70	2.30
LC4 350 EGS; EXC		350				23	3745900	90/90 - 21 M/C 54R TT		MT 21 Fr.		0341000	140/80 - 18 M/C 70R TT		MT 21		1.70	2.30
LC4 350 EGS; EXC		350				23	1005200	90/90 - 21 M/C 54S TT		MT 90 Front A/T		1017100	140/80 - 18 M/C 70S TT		MT 90 A/T		1.70	2.30
LC4 400 EXC-E		400	2000			10	2322100	90/90 - 21 M/C 54M M+S TT		Scorpion PRO Fr.		2322300	140/80 - 18 M/C 70M M+S TT		Scorpion PRO		1.70	2.30
LC4 400 EXC-E		400	2000			23	1745300	90/90 - 21 M/C 54R MST TT		Scorpion Rally Fr.		1688700	140/80 - 18 M/C 70R MST TT		Scorpion Rally		1.70	2.30
LC4 400 EXC-E		400	2000			23	3745900	90/90 - 21 M/C 54R TT		MT 21 Fr.		0341000	140/80 - 18 M/C 70R TT		MT 21		1.70	2.30
LC4 400 EXC-E		400	2000			23	1005200	90/90 - 21 M/C 54S TT		MT 90 Front A/T		1017100	140/80 - 18 M/C 70S TT		MT 90 A/T		1.70	2.30
LC4 400 EXC-E		400	2000			23	1005200	90/90 - 21 M/C 54S TT		MT 90 Front A/T		1004600	120/80 - 18 M/C 62S TT		MT 90 A/T		1.70	2.30
LC4 400 EXC-E		400	2000			10	2322100	90/90 - 21 M/C 54M M+S TT		Scorpion PRO Fr.		2322300	140/80 - 18 M/C 70M M+S TT		Scorpion PRO		1.70	2.20
LC4 600 EXC		600				10	1745300	90/90 - 21 M/C 54R MST TT		Scorpion Rally Fr.		1688700	140/80 - 18 M/C 70R MST TT		Scorpion Rally		1.70	2.20
LC4 600 EXC		600				23	3745900	90/90 - 21 M/C 54R TT		MT 21 Fr.		0341000	140/80 - 18 M/C 70R TT		MT 21		1.70	2.20
LC4 600 EXC		600				23	1005200	90/90 - 21 M/C 54S TT		MT 90 Front A/T		1004600	120/80 - 18 M/C 62S TT		MT 90 A/T		1.70	2.20
LC4 600 EXC		600				23	1005200	90/90 - 21 M/C 54S TT		MT 90 Front A/T		1017100	140/80 - 18 M/C 70S TT		MT 90 A/T		1.70	2.20
LC4 620 Adventure		620	1998			23	1745300	90/90 - 21 M/C 54R MST TT		Scorpion Rally Fr.		1688700	140/80 - 18 M/C 70R MST TT		Scorpion Rally		1.70	2.30
LC4 620 Adventure		620	1998			23	1005200	90/90 - 21 M/C 54S TT		MT 90 Front A/T		1017100	140/80 - 18 M/C 70S TT		MT 90 A/T		1.70	2.30
LC4 620 Adventure		620	1998			23	1005200	90/90 - 21 M/C 54S TT		MT 90 Front A/T		1004600	120/80 - 18 M/C 62S TT		MT 90 A/T		1.70	2.30
LC4 620 Adventure		620	1998			23	3745900	90/90 - 21 M/C 54R TT		MT 21 Fr.		0341000	140/80 - 18 M/C 70R TT		MT 21		1.70	2.30

KTM (continued)		KYMCO									
LC4 620 Competition	620	10	23	1745300	90/90 - 21 M/C 54R MST TT	Scorpion Rally Fr.	1688700	140/80 - 18 M/C 70R MST TT	Scorpion Rally	1.70	2.30
LC4 620 Competition	620	10	23	2322100	90/90 - 21 M/C 54M M+S TT	Scorpion PRO Fr.	2322300	140/80 - 18 M/C 70M M+S TT	Scorpion PRO	1.70	2.30
LC4 620 Competition	620	10	23	3745900	90/90 - 21 M/C 54R TT	MT 21 Fr.	0341000	140/80 - 18 M/C 70R TT	MT 21	1.70	2.30
LC4 620 EXC	620	10	23	2322100	90/90 - 21 M/C 54M M+S TT	Scorpion PRO Fr.	2322300	140/80 - 18 M/C 70M M+S TT	Scorpion PRO	1.70	2.30
LC4 620 EXC	620	10	23	1745300	90/90 - 21 M/C 54R MST TT	Scorpion Rally Fr.	1688700	140/80 - 18 M/C 70R MST TT	Scorpion Rally	1.70	2.30
LC4 620 EXC	620	23	1005200	90/90 - 21 M/C 54S TT	MT 90 Front A/T	MT 90 Front A/T	1004600	140/80 - 18 M/C 62S TT	MT 90 A/T	1.70	2.30
LC4 620 EXC	620	23	1005200	90/90 - 21 M/C 54S TT	MT 90 Front A/T	MT 90 Front A/T	1017100	140/80 - 18 M/C 70S TT	MT 90 A/T	1.70	2.30
LC4 620 EXC	620	23	3745900	90/90 - 21 M/C 54R TT	MT 21 Fr.	MT 21 Fr.	0341000	140/80 - 18 M/C 70R TT	MT 21	1.70	2.30
LC4 620 Supercompetition	620	10	23	1745300	90/90 - 21 M/C 54R MST TT	Scorpion Rally Fr.	1688700	140/80 - 18 M/C 70R MST TT	Scorpion Rally	1.70	2.30
LC4 620 Supercompetition	620	10	23	2322100	90/90 - 21 M/C 54M M+S TT	Scorpion PRO Fr.	2322300	140/80 - 18 M/C 70M M+S TT	Scorpion PRO	1.70	2.30
LC4 620 Supercompetition	620	10	23	3745900	90/90 - 21 M/C 54R TT	MT 21 Fr.	0341000	140/80 - 18 M/C 70R TT	MT 21	1.70	2.30
LC4 625 Supercompetition	625	2002	2002	1745300	90/90 - 21 M/C 54R MST TT	Scorpion Rally Fr.	1688700	140/80 - 18 M/C 70R MST TT	Scorpion Rally	-	-
LC4 625 Supercompetition	625	2002	2002	1005200	90/90 - 21 M/C 54S TT	MT 90 Front A/T	1004600	140/80 - 18 M/C 62S TT	MT 90 A/T	-	-
LC4 625 Supercompetition	625	2002	2002	1005200	90/90 - 21 M/C 54S TT	MT 90 Front A/T	1017100	140/80 - 18 M/C 70S TT	MT 90 A/T	-	-
LC4 625 Supercompetition	625	2002	2002	3745900	90/90 - 21 M/C 54R TT	MT 21 Fr.	0341000	140/80 - 18 M/C 70R TT	MT 21	-	-
LC4 640 Supermoto	640	1999	2906900	120/70 ZR 17 M/C (58W) TL	Diablo Rosso Corsa II Fr.	Diablo Rosso Corsa II Fr.	2907000	160/60 ZR 17 M/C (69W) TL	Diablo Rosso Corsa II	-	-
LC4 640 Supermoto	640	1999	2526300	120/70 ZR 17 M/C (58W) TL	Scorpion Trail II Fr.	Scorpion Trail II Fr.	2527200	160/60 ZR 17 M/C (69W) TL	Scorpion Trail II	-	-
LC4 640 Supermoto	640	1999	2635200	120/70 ZR 17 M/C (58W) TL	Diablo Rosso III Fr.	Diablo Rosso III Fr.	2635400	160/60 ZR 17 M/C (69W) TL	Diablo Rosso III	-	-
LC4 640 Supermoto	640	1999	1734600	120/70 ZR 17 M/C (58W) TL	Diablo Rosso Corsa Fr.	Diablo Rosso Corsa Fr.	1971000	160/60 ZR 17 M/C (69W) TL	Diablo Rosso Corsa	-	-
LC4 640 Supermoto	640	1999	2210400	120/70 R 17 M/C 58H TL	Diablo Rosso III Fr.	Diablo Rosso III Fr.	2210600	160/60 R 17 M/C 69H TL	Diablo Rosso III	-	-
LC4 640 Supermoto	640	1999	1430700	120/70 ZR 17 M/C (58W) TL	Diablo Fr.	Diablo Fr.	1430400	160/60 ZR 17 M/C (69W) TL	Diablo	-	-
LC4-E 400 Enduro	400	10	23	1745300	90/90 - 21 M/C 54R MST TT	Scorpion Rally Fr.	1688700	140/80 - 18 M/C 70R MST TT	Scorpion Rally	1.70	2.30
LC4-E 400 Enduro	400	23	1005200	90/90 - 21 M/C 54S TT	MT 90 Front A/T	MT 90 Front A/T	1004600	140/80 - 18 M/C 62S TT	MT 90 A/T	1.70	2.30
LC4-E 400 Enduro	400	23	1005200	90/90 - 21 M/C 54S TT	MT 90 Front A/T	MT 90 Front A/T	1017100	140/80 - 18 M/C 70S TT	MT 90 A/T	1.70	2.30
LC4-E 400 Enduro	400	23	3745900	90/90 - 21 M/C 54R TT	MT 21 Fr.	MT 21 Fr.	0341000	140/80 - 18 M/C 70R TT	MT 21	1.70	2.30
LC4-E 640 Enduro; Sixdays	640	1999	2322100	90/90 - 21 M/C 54M M+S TT	Scorpion PRO Fr.	Scorpion PRO Fr.	2322300	140/80 - 18 M/C 70M M+S TT	Scorpion PRO	1.70	2.30
LC4-E 640 Enduro; Sixdays	640	1999	1745300	90/90 - 21 M/C 54R MST TT	Scorpion Rally Fr.	Scorpion Rally Fr.	1688700	140/80 - 18 M/C 70R MST TT	Scorpion Rally	1.70	2.30
LC4-E 640 Enduro; Sixdays	640	1999	3745900	90/90 - 21 M/C 54R TT	MT 21 Fr.	MT 21 Fr.	0341000	140/80 - 18 M/C 70R TT	MT 21	1.70	2.30
LC4-E 640 Enduro; Sixdays	640	1999	1005200	90/90 - 21 M/C 54S TT	MT 90 Front A/T	MT 90 Front A/T	1004600	140/80 - 18 M/C 62S TT	MT 90 A/T	1.70	2.30
LC4-E 640 Enduro; Sixdays	640	1999	3745900	90/90 - 21 M/C 54R TT	MT 21 Fr.	MT 21 Fr.	0342000	120/80 - 18 M/C 62R TT	MT 21	1.70	2.30
LC4-E 640 Enduro; Sixdays	640	1999	1005200	90/90 - 21 M/C 54S TT	MT 90 Front A/T	MT 90 Front A/T	1017100	140/80 - 18 M/C 70S TT	MT 90 A/T	1.70	2.30
Pony 2-Gang	25		0244300	2 1/4 - 17 39J reinf.	ML 12	ML 12	0244300	2 1/4 - 17 39J reinf.	ML 12	-	-
Sting, Supermoto 125	125	1998	2702200	110/70 - 17 M/C 54S TL	Angel City	Angel City	3243400	130/70 - 17 M/C 62S TL	Angel City	-	-
Sting, Supermoto 125	125	1998	2046800	110/70 - 17 M/C 54H TL	Sport Demon Fr.	Sport Demon Fr.	2589500	130/70 - 17 M/C 62H TL	Sport Demon	-	-
Activ SR 125	125		3445500	2.50 - 17 M/C 43P reinf. TT	Angel City	Angel City	3445600	2.75 - 17 M/C 47P reinf. TT	Angel City	-	-
Activ SR 50	50		3445500	2.50 - 17 M/C 43P reinf. TT	Angel City	Angel City	3445600	2.75 - 17 M/C 47P reinf. TT	Angel City	-	-
Agility 125	125		2769700	120/70 - 12 51P TL	Angel Scooter Fr.	Angel Scooter Fr.	2771000	130/70 - 12 62P reinf. TT	Angel Scooter	2.00	2.40
Agility 125	125		2925400	120/70 - 12 58P reinf. TL	Diablo Rosso Scooter	Diablo Rosso Scooter	2925500	130/70 - 12 62P reinf. TL	Diablo Rosso Scooter	2.00	2.40
Agility 50	50	2006	2769700	120/70 - 12 51P TL	Angel Scooter Fr.	Angel Scooter Fr.	2771000	130/70 - 12 62P reinf. TL	Angel Scooter	-	-
Agility 50	50	2006	2925400	120/70 - 12 58P reinf. TL	Diablo Rosso Scooter	Diablo Rosso Scooter	2925500	130/70 - 12 62P reinf. TL	Diablo Rosso Scooter	-	-
Agility 50 Basic	50		2902900	90/90 - 10 50J TL	Angel Scooter	Angel Scooter	2902900	90/90 - 10 50J TL	Angel Scooter	-	-
Agility City + 125	125	2015	2770600	100/80 - 16 M/C 50P TL	Angel Scooter Fr.	Angel Scooter Fr.	2864000	120/80 - 14 M/C 58P TL	Angel Scooter	2.20	2.40
Agility City + 50 2T	50	2016	2770600	100/80 - 16 M/C 50P TL	Angel Scooter Fr.	Angel Scooter Fr.	2864000	120/80 - 14 M/C 58P TL	Angel Scooter	2.20	2.40
AK 550	550	2017	2768900	120/70 R 15 M/C 56H TL	Diablo Rosso Scooter Fr.	Diablo Rosso Scooter Fr.	2769400	160/60 R 15 M/C 67H TL	Diablo Rosso Scooter	2.60	2.90
Bet & Win 125, 150	125		2769700	120/70 - 12 51P TL	Angel Scooter Fr.	Angel Scooter Fr.	2771000	130/70 - 12 62P reinf. TL	Angel Scooter	-	-
Bet & Win 125, 150	125		2925400	120/70 - 12 58P reinf. TL	Diablo Rosso Scooter	Diablo Rosso Scooter	2925500	130/70 - 12 62P reinf. TL	Diablo Rosso Scooter	-	-
Bet & Win 250	250		2769700	120/70 - 12 51P TL	Angel Scooter Fr.	Angel Scooter Fr.	2771100	140/70 - 12 65P reinf. TL	Angel Scooter	-	-
Calypso 125	125	2000	2903000	3.50 - 10 59J reinf. TL	Angel Scooter	Angel Scooter	2903000	3.50 - 10 59J reinf. TL	Angel Scooter	1.50	2.50
Calypso 50	50		2903000	3.50 - 10 59J reinf. TL	Angel Scooter	Angel Scooter	2903000	3.50 - 10 59J reinf. TL	Angel Scooter	-	-
Cruiser 125	125		2375600	3.00 - 18 M/C 47S TL	City Demon Fr.	City Demon Fr.	1545600	130/90 - 15 M/C 66S TL	City Demon	-	-
Curio CX 50	50	1995	2903200	3.00 - 10 50J reinf. TL	Angel Scooter	Angel Scooter	2903200	3.00 - 10 50J reinf. TL	Angel Scooter	1.50	2.50



MODEL	TYPE	CC	MY From	MY To	Footnotes	FRONT			REAR			Pressure	
						IP-Code	Dimension	Tread	IP-Code	Dimension	Tread	Front	Rear
Curio CX 50		50	1995			0401900	3.00 - 10 42J	SC 30	0401900	3.00 - 10 42J	SC 30	1.50	2.50
DINK 50 LC		50	2005			2769700	120/70 - 12 51P TL	Angel Scooter Fr.	2771000	130/70 - 12 62P reinf.TL	Angel Scooter	-	-
DINK 50 LC		50	2005			2925400	120/70 - 12 58P reinf.TL	Diablo Rosso Scooter	2925500	130/70 - 12 62P reinf.TL	Diablo Rosso Scooter	-	-
DJ 50 / EMR 50	GR 1	50				2903200	3.00 - 10 50J reinf.TL	Angel Scooter	2903200	3.00 - 10 50J reinf.TL	Angel Scooter	-	-
DJ 50 / EMR 50	GR 1	50				0401900	3.00 - 10 42J	SC 30	0401900	3.00 - 10 42J	SC 30	-	-
Downtown 125i ABS MY 2016 -	V2	125	2016			2768700	120/80 - 14 M/C 58S TL	Diablo Rosso Scooter Fr.	2769100	150/70 - 13 M/C 64S TL	Diablo Rosso Scooter	2.20	2.40
Downtown 125i; 200i; 300i		125	2010			2768700	120/80 - 14 M/C 58S TL	Diablo Rosso Scooter Fr.	2769100	150/70 - 13 M/C 64S TL	Diablo Rosso Scooter	-	-
Downtown 300 / ABS	V2	300	2012			2768700	120/80 - 14 M/C 58S TL	Diablo Rosso Scooter Fr.	2769100	150/70 - 13 M/C 64S TL	Diablo Rosso Scooter	2.20	2.50
Downtown 350i ABS MY 2016 -	V2	350	2016			2768700	120/80 - 14 M/C 58S TL	Diablo Rosso Scooter Fr.	2769100	150/70 - 13 M/C 64S TL	Diablo Rosso Scooter	2.20	2.50
Fever ZX 50		50				2903200	3.00 - 10 50J reinf.TL	Angel Scooter	2903200	3.00 - 10 50J reinf.TL	Angel Scooter	1.50	2.20
Fever ZX 50		50				0401900	3.00 - 10 42J	SC 30	0401900	3.00 - 10 42J	SC 30	1.50	2.20
Fever ZX 50 II	K12	50				2769700	120/70 - 12 51P TL	Angel Scooter Fr.	2770900	120/70 - 12 58P reinf.TL	Angel Scooter	-	-
Fever ZX 50 II	K12	50				2925400	120/70 - 12 58P reinf.TL	Diablo Rosso Scooter	2925400	120/70 - 12 58P reinf.TL	Diablo Rosso Scooter	-	-
Filly 50	SD 10	50			10	2902900	90/90 - 10 50J TL	Angel Scooter	0531800	100/80 - 10 53J TL	SL 26	-	-
Grand Dink 125		125				2769700	120/70 - 12 51P TL	Angel Scooter Fr.	2771100	140/70 - 12 65P reinf.TL	Angel Scooter	-	-
Grand Dink 150		150				2769700	120/70 - 12 51P TL	Angel Scooter Fr.	2771100	140/70 - 12 65P reinf.TL	Angel Scooter	-	-
Grand Dink 300i		300				2770100	120/70 - 13 M/C 53P TL	Angel Scooter Fr.	2771100	140/70 - 12 65P reinf.TL	Angel Scooter	2.00	2.50
Grand Dink 50		50				2769700	120/70 - 12 51P TL	Angel Scooter Fr.	2771000	130/70 - 12 62P reinf.TL	Angel Scooter	-	-
Grand Dink 50 2T MY 2014 -	V6	50	2014			2925400	120/70 - 12 58P reinf.TL	Diablo Rosso Scooter	2925500	130/70 - 12 62P reinf.TL	Diablo Rosso Scooter	2.00	2.50
Heroism 125	KAF	125			23	2903000	3.50 - 10 59J reinf.TL	Angel Scooter	2903000	3.50 - 10 59J reinf.TL	Angel Scooter	-	-
Heroism 150	KBF	150			23	2903000	3.50 - 10 59J reinf.TL	Angel Scooter	2903000	3.50 - 10 59J reinf.TL	Angel Scooter	1.50	2.50
Heroism 50	KCZ	50				2902900	90/90 - 10 50J TL	Angel Scooter	2902900	90/90 - 10 50J TL	Angel Scooter	1.50	2.50
Hipster 125		125				2375600	3.00 - 18 M/C 47S TL	City Demon Fr.	1545600	130/90 - 15 M/C 66S TL	City Demon	-	-
K-XCT 125 MY 2014 -	D8	125	2014			2768500	120/70 - 14 M/C 55S TL	Diablo Rosso Scooter Fr.	2769100	150/70 - 13 M/C 64S TL	Diablo Rosso Scooter	2.20	2.40
K-XCT 125 MY 2014 -	D8	125	2014		10	2770300	120/70 - 14 M/C 55P TL	Angel Scooter Fr.	3107300	150/70 - 13 M/C 64S TL	Angel Scooter	2.20	2.40
KXG-T 125 i	D8	125	2014			2768500	120/70 - 14 M/C 55S TL	Diablo Rosso Scooter Fr.	2769100	150/70 - 13 M/C 64S TL	Diablo Rosso Scooter	1.80	2.20
KXG-T 125 i	D8	125	2014			2770300	120/70 - 14 M/C 55P TL	Angel Scooter Fr.	3107300	150/70 - 13 M/C 64S TL	Angel Scooter	1.80	2.20
KXG-T 300 i	D8	300	2014			2770300	120/70 - 14 M/C 55P TL	Angel Scooter Fr.	3107300	150/70 - 13 M/C 64S TL	Angel Scooter	2.00	2.40
KXG-T 300 i	D8	300	2014			2768500	120/70 - 14 M/C 55S TL	Diablo Rosso Scooter Fr.	2769100	150/70 - 13 M/C 64S TL	Diablo Rosso Scooter	2.00	2.40
K-XCT 300 i MY 2014 -	D8	300	2014			2770300	120/70 - 14 M/C 55P TL	Angel Scooter Fr.	3107300	150/70 - 13 M/C 64S TL	Angel Scooter	2.00	2.50
K-XCT 300 i MY 2014 -	D8	300	2014			2768500	120/70 - 14 M/C 55S TL	Diablo Rosso Scooter Fr.	2769100	150/70 - 13 M/C 64S TL	Diablo Rosso Scooter	2.00	2.50
Like 125		125				2769700	120/70 - 12 51P TL	Angel Scooter Fr.	2771000	130/70 - 12 62P reinf.TL	Angel Scooter	2.00	2.40
Like 125		125				2925400	120/70 - 12 58P reinf.TL	Diablo Rosso Scooter	2925500	130/70 - 12 62P reinf.TL	Diablo Rosso Scooter	2.00	2.40
Movie S 125 i	V1	125	2009			2769500	110/70 - 12 47P TL	Angel Scooter	2771000	130/70 - 12 62P reinf.TL	Angel Scooter	2.00	2.40
Movie S 125 i	V1	125	2009			2925300	110/70 - 12 47P TL	Diablo Rosso Scooter	2925500	130/70 - 12 62P reinf.TL	Diablo Rosso Scooter	2.00	2.40
Myroad 700i ABS	V3	700	2012		10	2768900	120/70 R 15 M/C 56H TL	Diablo Rosso Scooter Fr.	2769300	160/60 R 14 M/C 65H TL	Diablo Rosso Scooter	2.00	2.60
New Dink 125		125				2770100	120/70 - 13 M/C 53P TL	Angel Scooter Fr.	2771100	140/70 - 12 65P reinf.TL	Angel Scooter	-	-
New Dink 200i		200				2770100	120/70 - 13 M/C 53P TL	Angel Scooter Fr.	2771100	140/70 - 12 65P reinf.TL	Angel Scooter	-	-
New Dink 50		50				2770100	120/70 - 13 M/C 53P TL	Angel Scooter Fr.	2771000	130/70 - 12 62P reinf.TL	Angel Scooter	-	-
People 250	B5	250	2003	2005		2770700	110/70 - 16 M/C 52P TL	Angel Scooter	2772400	140/70 - 16 M/C 65P TL	Angel Scooter	2.30	2.60
People GT 300i ABS	V4	300	2014			2770700	110/70 - 16 M/C 52P TL	Angel Scooter	2772400	140/70 - 16 M/C 65P TL	Angel Scooter	2.30	2.60
People S 125		125				2770600	100/80 - 16 M/C 50P TL	Angel Scooter Fr.	2772000	120/80 - 16 M/C 60P TL	Angel Scooter	-	-
People S 200i		200				2770600	100/80 - 16 M/C 50P TL	Angel Scooter Fr.	2772000	120/80 - 16 M/C 60P TL	Angel Scooter	-	-
People S 50 (4 Stroke)		50				2770600	100/80 - 16 M/C 50P TL	Angel Scooter Fr.	2772000	120/80 - 16 M/C 60P TL	Angel Scooter	-	-
People S 50 Elegance	B9	50	2015			2770600	100/80 - 16 M/C 50P TL	Angel Scooter Fr.	2772000	120/80 - 16 M/C 60P TL	Angel Scooter	2.20	2.50
Pulsar 125 Luxe		125			26	3745300	3.00 - 18 M/C 52P reinf.TL	City Demon	2584100	3.50 - 18 M/C 62P reinf.TT	City Demon	-	-
Quadro 350 D	3D	350	2015		10	2902800	110/80 - 14 M/C 59S reinf.TL	Angel Scooter	1628900	140/70 - 15 M/C 69P reinf.TL	Sport Demon	2.30	2.50

KY/MCO (continued)

K/M/C/O (continued)

Quadro 350 S	63	300	2015	10	26	2902800	110/80 - 14 M/C 59S reinf.TL	Angel Scooter	1628900	140/70 - 15 M/C 69P reinf.TL	Sport Demon	2.30	2.50
QUADRO4	632	350	2016	10	26	2902800	110/80 - 14 M/C 59S reinf.TL	Angel Scooter	2902800	110/80 - 14 M/C 59S reinf.TL	Angel Scooter	1.50	1.50
Quannon; Naked		125	2007			1343000	110/80 - 17 M/C 57H TL	Sport Demon Fr.	2589600	140/70 - 17 M/C 66H TL	Sport Demon	-	-
Scout 50	K 12, KCX	50				0737100	120/90 - 10 66J TL	SL 26	0737100	120/90 - 10 66J TL	SL 26	-	-
Spacer 50	SH10	50				2769700	120/70 - 12 51P TL	Angel Scooter Fr.	2771000	130/70 - 12 62P reinf.TL	Angel Scooter	-	-
Spacer 50	SH10	50				2925400	120/70 - 12 58P reinf.TL	Diablo Rosso Scooter	2925500	130/70 - 12 62P reinf.TL	Diablo Rosso Scooter	-	-
Straight 125		125				3445500	2.50 - 17 M/C 43P reinf.TT	Angel City	3445600	2.75 - 17 M/C 47P reinf.TT	Angel City	-	-
Straight 150		150				3445500	2.50 - 17 M/C 43P reinf.TT	Angel City	3445600	2.75 - 17 M/C 47P reinf.TT	Angel City	-	-
Stryker 125 Off Road	AF25AB; BB	125		10	26	2526800	90/90 - 21 M/C 54V TL	Scorpion Trail II Fr.	2526900	130/80 R 17 M/C 65V TL	Scorpion Trail II	-	-
Stryker 125 Off Road	AF25AB; BB	125				0281800	90/90 - 21 M/C 54H TL	MT 60 Fr.	0284000	130/80 - 17 M/C 65H TL	MT 60	-	-
Stryker 125 Off Road	AF25AB; BB	125				1726500	90/90 - 21 M/C 54S TT	Scorpion Trail Fr.	1726900	130/80 - 17 M/C 65S TT	Scorpion Trail	-	-
Super 50 A/C, L/C		50				2769700	120/70 - 12 51P TL	Angel Scooter Fr.	2771000	130/70 - 12 62P reinf.TL	Angel Scooter	-	-
Super 50 A/C, L/C		50				2925400	120/70 - 12 58P reinf.TL	Diablo Rosso Scooter	2925500	130/70 - 12 62P reinf.TL	Diablo Rosso Scooter	-	-
Super 8 125 MY 2009 -	CK125T-7B	125	2009			2770300	120/70 - 14 M/C 55P TL	Angel Scooter Fr.	2864000	120/80 - 14 M/C 58P TL	Angel Scooter	2.00	2.25
Super 8 50.2T MY 2014 -	KF 10 AA	50	2014			2770300	120/70 - 14 M/C 55P TL	Angel Scooter Fr.	2864000	120/80 - 14 M/C 58P TL	Angel Scooter	2.00	2.25
Super 8 125 MY 2007 -	GK 125-7B	125	2007	10	26	2902300	100/80 - 14 M/C 54S reinf.TL	Angel Scooter	2864000	120/80 - 14 M/C 58P TL	Angel Scooter	-	-
Super 9 50 LC DD, AC		50	2002			2769700	120/70 - 12 51P TL	Angel Scooter Fr.	2771000	130/70 - 12 62P reinf.TL	Diablo Rosso Scooter	-	-
Super 9 50 LC DD, AC		50	2002			2925400	120/70 - 12 58P reinf.TL	Diablo Rosso Scooter	2925500	130/70 - 12 62P reinf.TL	Diablo Rosso Scooter	-	-
Top Boy 50 Off Road		50	2002			0550500	120/90 - 10 57J TL	SL 60	0550800	130/90 - 10 61J TL	SL 60	-	-
Vitality 50		50	2005			2769700	120/70 - 12 51P TL	Angel Scooter Fr.	2771000	130/70 - 12 62P reinf.TL	Angel Scooter	-	-
Vitality 50		50	2005			2925400	120/70 - 12 58P reinf.TL	Diablo Rosso Scooter	2925500	130/70 - 12 62P reinf.TL	Diablo Rosso Scooter	-	-
Vitality 50 2T MY 2014 -	U3	50	2014			2769700	120/70 - 12 51P TL	Angel Scooter Fr.	2771000	130/70 - 12 62P reinf.TL	Angel Scooter	2.00	2.25
Vitality 50 2T MY 2014 -	U3	50	2014			2925400	120/70 - 12 58P reinf.TL	Diablo Rosso Scooter	2925500	130/70 - 12 62P reinf.TL	Diablo Rosso Scooter	2.00	2.25
Vitality 50 Cross		50				0737100	120/90 - 10 66J TL	SL 26	0791900	130/90 - 10 61J TL	SL 26	-	-
Vitality 50 Cross		50				0550500	120/90 - 10 57J TL	SL 60	0550800	130/90 - 10 61J TL	SL 60	-	-
Vivio 125		125				2903100	100/90 - 10 56J TL	Angel Scooter	2903100	100/90 - 10 56J TL	Angel Scooter	-	-
Vivio 150		150				2903100	100/90 - 10 56J TL	Angel Scooter	2903100	100/90 - 10 56J TL	Angel Scooter	-	-
Xciting 250 i MY 2008 -		250	2008			2768800	120/70 - 15 M/C 56S TL	Diablo Rosso Scooter Fr.	2769200	150/70 - 14 M/C 66S TL	Diablo Rosso Scooter	2.25	2.50
Xciting 250 i MY 2008 -		250	2008			2770500	120/70 - 15 M/C 56S TL	Angel Scooter Fr.	2771900	150/70 - 14 M/C 66S TL	Angel Scooter	2.25	2.50
Xciting 250 i MY 2008 -		250	2008			2770400	120/70 - 15 M/C 56P TL	Angel Scooter Fr.	2771800	150/70 - 14 M/C 66P TL	Angel Scooter	2.25	2.50
Xciting 250i		250	2007			2768800	120/70 - 15 M/C 56S TL	Diablo Rosso Scooter Fr.	2769200	150/70 - 14 M/C 66S TL	Diablo Rosso Scooter	2.25	2.50
Xciting 250i		250	2007			2770500	120/70 - 15 M/C 56S TL	Angel Scooter Fr.	2771900	150/70 - 14 M/C 66S TL	Angel Scooter	2.25	2.50
Xciting 250i		250	2007			2770400	120/70 - 15 M/C 56P TL	Angel Scooter Fr.	2771800	150/70 - 14 M/C 66P TL	Angel Scooter	2.25	2.50
Xciting 400i ABS MY 2014 -	D6	400	2014			2770500	120/70 - 15 M/C 56S TL	Angel Scooter Fr.	2771900	150/70 - 14 M/C 66S TL	Angel Scooter	2.25	2.50
Xciting 400i ABS MY 2014 -	D6	400	2014			2768800	120/70 - 15 M/C 56S TL	Diablo Rosso Scooter Fr.	2769200	150/70 - 14 M/C 66S TL	Diablo Rosso Scooter	2.25	2.50
Xciting 400i ABS MY 2014 -	D6	400	2014			2770400	120/70 - 15 M/C 56P TL	Angel Scooter Fr.	2771800	150/70 - 14 M/C 66P TL	Angel Scooter	2.25	2.50
Xciting 500 i; R		500	2008			2770500	120/70 - 15 M/C 56S TL	Angel Scooter Fr.	2771900	150/70 - 14 M/C 66S TL	Angel Scooter	2.10	2.30
Xciting 500 i; R		500	2008			2768800	120/70 - 15 M/C 56S TL	Diablo Rosso Scooter Fr.	2769200	150/70 - 14 M/C 66S TL	Diablo Rosso Scooter	2.10	2.30
X-Town 125 i ABS MY 2017 -	KS25A	125	2017			2768700	120/80 - 14 M/C 58S TL	Diablo Rosso Scooter Fr.	2769100	150/70 - 13 M/C 64S TL	Diablo Rosso Scooter	2.00	2.40
X-Town 300 i ABS MY 2017 -	KS60A	300	2017			2768700	120/80 - 14 M/C 58S TL	Diablo Rosso Scooter Fr.	2769100	150/70 - 13 M/C 64S TL	Diablo Rosso Scooter	2.00	2.60
Yager 50		50				2769700	120/70 - 12 51P TL	Angel Scooter Fr.	2771000	130/70 - 12 62P reinf.TL	Angel Scooter	-	-
Yager 50		50				2925400	120/70 - 12 58P reinf.TL	Diablo Rosso Scooter	2925500	130/70 - 12 62P reinf.TL	Diablo Rosso Scooter	-	-
Yager GT 125		125				2771100	120/70 - 13 M/C 53P TL	Angel Scooter Fr.	2771100	140/70 - 12 65P reinf.TL	Angel Scooter	-	-
Yager GT 200 i		200				2770100	120/70 - 13 M/C 53P TL	Angel Scooter Fr.	2771100	140/70 - 12 65P reinf.TL	Angel Scooter	-	-
Yup 50		50				2769700	120/70 - 12 51P TL	Angel Scooter Fr.	2771000	130/70 - 12 62P reinf.TL	Angel Scooter	2.00	2.25
Yup 50		50				2925400	120/70 - 12 58P reinf.TL	Diablo Rosso Scooter	2925500	130/70 - 12 62P reinf.TL	Diablo Rosso Scooter	2.00	2.25
Zing 125		125				2375600	3.00 - 18 M/C 47S TL	City Demon Fr.	1545600	130/90 - 15 M/C 66S TL	City Demon	-	-
Zing 150		150				2375600	3.00 - 18 M/C 47S TL	City Demon Fr.	1545600	130/90 - 15 M/C 66S TL	City Demon	-	-
LAMBRETTA													
125 Li		125		23	23	2903000	3.50 - 10 59J reinf.TL	Angel Scooter	2903000	3.50 - 10 59J reinf.TL	Angel Scooter	1.50	2.00
150 Spezial		150		23	23	2903000	3.50 - 10 59J reinf.TL	Angel Scooter	2903000	3.50 - 10 59J reinf.TL	Angel Scooter	1.50	2.00
Lambretta V 200		200	2018	10	10	2769500	110/70 - 12 47P TL	Angel Scooter	2770900	120/70 - 12 58P reinf.TL	Angel Scooter	-	-



MODEL	TYPE	CC	MY From	MY To	Footnotes	FRONT			REAR			Pressure		
						IP-Code	Dimension	Tread	IP-Code	Dimension	Tread	Front	Rear	
LAMBRETTA (continued)														
Lambretta V 200		200	2018			110/70 - 12 47P TL	Diablo Rosso Scooter	2925400	120/70 - 12 58P reinf. TL	Diablo Rosso Scooter			-	-
NV 150		150			10	2903000	Angel Scooter	2903000	3.50 - 10 59J reinf. TL	Angel Scooter			-	-
T5 - 150		150			23	2903000	Angel Scooter	2903000	3.50 - 10 59J reinf. TL	Angel Scooter			-	-
LAVERDA														
500 SFC		500			23	1419700	Sport Demon Fr.	1404500	110/90 - 18 M/C 61H TL	Sport Demon			2.00	2.20
650 Formula / Strike		650	1997		10	3111300	Angel GT II Fr.	3111700	160/60 ZR 17 M/C (69W) TL	Angel GT II			2.50	2.90
650 Formula / Strike		650	1997		10	2387600	Angel GT Fr.	2317400	160/60 ZR 17 M/C (69W) TL	Angel GT			2.50	2.90
650 Formula / Strike		650	1997		10	2906900	Diablo Rosso Corsa II Fr.	2907000	160/60 ZR 17 M/C (69W) TL	Diablo Rosso Corsa II			2.50	2.90
650 Formula / Strike		650	1997		10	2635200	Diablo Rosso III Fr.	2635400	160/60 ZR 17 M/C (69W) TL	Diablo Rosso III			2.50	2.90
650 Ghost/Legend		650	1997		10	3111200	Angel GT II Fr.	3111900	170/60 ZR 17 M/C (72W) TL	Angel GT II			2.50	2.90
650 Ghost/Legend		650	1997		10	2316900	Angel GT Fr.	2317500	170/60 ZR 17 M/C (72W) TL	Angel GT			2.50	2.90
650 Sport		668	1995		10	3111300	Angel GT II Fr.	3111900	170/60 ZR 17 M/C (72W) TL	Angel GT II			2.50	2.90
650 Sport		668	1995		10	2387600	Angel GT Fr.	2317500	170/60 ZR 17 M/C (72W) TL	Angel GT			2.50	2.90
668 Sport		650	1996		10	3111300	Angel GT II Fr.	3111700	160/60 ZR 17 M/C (69W) TL	Angel GT II			2.50	2.90
668 Sport		650	1996		10	2906900	Diablo Rosso Corsa II Fr.	2907000	160/60 ZR 17 M/C (69W) TL	Diablo Rosso Corsa II			2.50	2.90
668 Sport		650	1996		10	2387600	Angel GT Fr.	2317400	160/60 ZR 17 M/C (69W) TL	Angel GT			2.50	2.90
668 Sport		650	1996		10	2635200	Diablo Rosso III Fr.	2635400	160/60 ZR 17 M/C (69W) TL	Diablo Rosso III			2.50	2.90
750 (all Types)		750			23	1419700	Sport Demon Fr.	1404500	110/90 - 18 M/C 61H TL	Sport Demon			2.20	2.50
Ghost 750 Strike		750	1998		10	3111200	Angel GT II Fr.	3111700	160/60 ZR 17 M/C (69W) TL	Angel GT II			-	-
Ghost 750 Strike		750	1998		10	2316900	Angel GT Fr.	2317400	160/60 ZR 17 M/C (69W) TL	Angel GT			-	-
Ghost 750 Strike		750	1998		10	2635100	Diablo Rosso III Fr.	2635400	160/60 ZR 17 M/C (69W) TL	Diablo Rosso III			-	-
SFC 1000 '04		1000	2004		10	3111300	Angel GT II Fr.	3112000	180/55 ZR 17 M/C (73W) TL	Angel GT II			-	-
SFC 1000 '04		1000	2004		10	2906900	Diablo Rosso Corsa II Fr.	2907100	180/55 ZR 17 M/C (73W) TL	Diablo Rosso Corsa II			-	-
SFC 1000 '04		1000	2004		10	2387600	Angel GT Fr.	2317600	180/55 ZR 17 M/C (73W) TL	Angel GT			-	-
SFC 1000 '04		1000	2004		10	2636200	Phantom Sportscomp Fr.	2636300	180/55 ZR 17 M/C (73W) TL	Phantom Sportscomp			-	-
SFC 1000 '04		1000	2004		10	2635200	Diablo Rosso III Fr.	2635500	180/55 ZR 17 M/C (73W) TL	Diablo Rosso III			-	-
LEGSON														
LTS 50 BW		50			26	2771400	Angel Scooter	2771400	130/60 - 13 M/C 60P reinf. TL	Angel Scooter			-	-
LTS 50 TR		50				2903200	Angel Scooter	2903200	3.00 - 10 50J reinf. TL	Angel Scooter			-	-
LTS 50 TR		50				0401900	SC 30	0401900	3.00 - 10 42J	SC 30			-	-
LML - VESPA														
NV 125		125	1995		23	2903000	Angel Scooter	2903000	3.50 - 10 59J reinf. TL	Angel Scooter			1.50	2.50
NV 150		150	1995		23	2903000	Angel Scooter	2903000	3.50 - 10 59J reinf. TL	Angel Scooter			1.50	2.50
NV 200		200			23	2903000	Angel Scooter	2903000	3.50 - 10 59J reinf. TL	Angel Scooter			1.50	2.50
Star 4 / Star 2		125	2010			2903000	Angel Scooter	2903000	3.50 - 10 59J reinf. TL	Angel Scooter			-	-
Star 4 / Star 2		150	2010			2903000	Angel Scooter	2903000	3.50 - 10 59J reinf. TL	Angel Scooter			-	-
T 5 150		150			23	2903000	Angel Scooter	2903000	3.50 - 10 59J reinf. TL	Angel Scooter			1.50	2.50
T 5 200		200			23	2903000	Angel Scooter	2903000	3.50 - 10 59J reinf. TL	Angel Scooter			1.50	2.50
MACO														
350	4 T	350			23	1005200	MT 90 Front A/T	1004600	120/80 - 18 M/C 62S TT	MT 90 A/T			2.10	2.30
SuperMoto		500	1999		10	2812600	Diablo Supercorsa SP Fr.	3657200	150/60 ZR 17 M/C 66W V3 TL	Diablo Supercorsa SP			-	-
SuperMoto		500	1999		10	2635200	Diablo Rosso III Fr.	2635300	150/60 ZR 17 M/C 66W TL	Diablo Rosso III			-	-
MALAGUTI														
Drakon NKD 50		50	2006			2583900	Sport Demon Fr.	2589500	130/70 - 17 M/C 62H TL	Sport Demon			-	-
Drakon NKD 50		50	2006		10	2580800	Angel City Fr.	3243400	130/70 - 17 M/C 62S TL	Angel City			-	-
Dribbling (Mokiki)		50				0244000	ML 12	0244100	2 1/2 - 16 42J reinf.	ML 12			-	-
F 10 Jet Line		50				2583700	SL 38 UNICO	2583700	100/80 - 10 53L TL	SL 38 UNICO			1.40	2.20
F 10 Jet Line		50				0531800	SL 26	0531800	100/80 - 10 53J TL	SL 26			1.40	2.20

MALAGUTI (continued)

Firefox F15		50				2769700	120/70 - 12 51P TL	Angel Scooter Fr.	2771000	130/70 - 12 62P reinf. TL	Angel Scooter	1.30	2.20
Firefox F15		50				2925400	120/70 - 12 58P reinf. TL	Diablo Rosso Scooter	2925500	130/70 - 12 62P reinf. TL	Diablo Rosso Scooter	1.30	2.20
Madison 125	53	125	2000			2770100	120/70 - 13 M/C 53P TL	Angel Scooter Fr.	2771400	130/60 - 13 M/C 60P reinf. TL	Angel Scooter	2.00	2.00
Madison 200		200	2000			2770100	120/70 - 13 M/C 53P TL	Angel Scooter Fr.	2771400	130/60 - 13 M/C 60P reinf. TL	Angel Scooter	2.00	2.00
Madison 250; RS		250			10	2770100	120/70 - 13 M/C 53P TL	Angel Scooter Fr.	2771300	140/60 - 13 M/C 63P reinf. TL	Angel Scooter	2.20	2.20
Millennium 100 2t, 125, 150		100	2000			2769700	120/70 - 12 51P TL	Angel Scooter Fr.	2771000	130/70 - 12 62P reinf. TL	Angel Scooter	-	-
Millennium 100 2t, 125, 150		100	2000			2925400	120/70 - 12 58P reinf. TL	Diablo Rosso Scooter	2925500	130/70 - 12 62P reinf. TL	Diablo Rosso Scooter	-	-
Nuovo Centro 160 i.e - 125i.e	85; 84	160	2007			2770600	100/80 - 16 M/C 50P TL	Angel Scooter Fr.	2772000	120/80 - 16 M/C 60P TL	Angel Scooter	2.10	2.30
Password 250		250	2006			2770700	110/70 - 16 M/C 52P TL	Angel Scooter	2772400	140/70 - 16 M/C 65P TL	Angel Scooter	-	-
Phantom F-12, LC		50				2769700	120/70 - 12 51P TL	Angel Scooter Fr.	2771000	130/70 - 12 62P reinf. TL	Angel Scooter	1.30	2.20
Phantom F-12, LC		50				2925400	120/70 - 12 58P reinf. TL	Diablo Rosso Scooter	2925500	130/70 - 12 62P reinf. TL	Diablo Rosso Scooter	1.30	2.20
Spidermax GT 500		500				1447800	120/80 V 16 M/C (60V) TL	Sport Demon Fr.	1610300	150/70 - 16 M/C 68S TL	Sport Demon	-	-
Spidermax RS 500		500				1447800	120/80 V 16 M/C (60V) TL	Sport Demon Fr.	1610300	150/70 - 16 M/C 68S TL	Sport Demon	-	-
X3M Enduro MY 2008		125	2008			1005200	90/90 - 21 M/C 54S TT	MT 90 Front A/T	1004600	120/80 - 18 M/C 62S TT	MT 90 A/T	-	-
X3M Enduro MY 2008		125	2008			3745900	90/90 - 21 M/C 54R TT	MT 21 Fr.	0342000	120/80 - 18 M/C 62R TT	MT 21	-	-
X3M Motard MY 2008 -		125	2008			2583900	100/80 - 17 M/C 52H TL	Sport Demon Fr.	2589500	130/70 - 17 M/C 62H TL	Sport Demon	-	-
X3M Motard MY 2008 -		125	2008			2580800	100/80 - 17 M/C 52S TL	Angel City Fr.	3243400	130/70 - 17 M/C 62S TL	Angel City	-	-
XSM 50		50	2006		10	2580800	100/80 - 17 M/C 52S TL	Angel City Fr.	3243400	130/70 - 17 M/C 62S TL	Angel City	-	-
XSM 50		50	2006			2583900	100/80 - 17 M/C 52H TL	Sport Demon Fr.	2589500	130/70 - 17 M/C 62H TL	Sport Demon	-	-
XTM 50		50	2006			1005100	80/90 - 21 M/C 48S TT	MT 90 Front A/T	1004500	110/80 - 18 M/C 58S TT	MT 90 A/T	-	-
XTM 50		50	2006			0341400	80/90 - 21 M/C 48P TT	MT 21 Fr.	0341500	110/80 - 18 M/C 58P TT	MT 21	-	-
Yesterday 50		50	1999			2903100	100/90 - 10 56J TL	Angel Scooter	2903100	100/90 - 10 56J TL	Angel Scooter	-	-
MBK													
Booster 50, NG	SA05	50				0737100	120/90 - 10 66J TL	SL 26	0791900	130/90 - 10 61J TL	SL 26	1.30	2.00
Booster 50, NG	SA05	50				0550500	120/90 - 10 57J TL	SL 60	0550800	130/90 - 10 61J TL	SL 60	1.30	2.00
Booster Track		50	1997			0791900	130/90 - 10 61J TL	SL 26	0791900	130/90 - 10 61J TL	SL 26	1.30	2.00
Booster Track		50	1997			0550800	130/90 - 10 61J TL	SL 60	0550800	130/90 - 10 61J TL	SL 60	1.30	2.00
Booster, Rocket		50				2769700	120/70 - 12 51P TL	Angel Scooter Fr.	2771000	130/70 - 12 62P reinf. TL	Angel Scooter	1.30	2.00
Booster, Rocket		50				2925400	120/70 - 12 58P reinf. TL	Diablo Rosso Scooter	2925500	130/70 - 12 62P reinf. TL	Diablo Rosso Scooter	1.30	2.00
Booster; Booster Naked		50				1471600	120/90 - 10 57L TL	SL 90 Fr.	1471700	150/80 - 10 65L TL	SL 90	-	-
DOODO 125	SE 04	125	2001		26	2770900	120/70 - 12 58P reinf. TL	Angel Scooter	2770900	120/70 - 12 58P reinf. TL	Angel Scooter	-	-
DOODO 125	SE 04	125	2001			2925400	120/70 - 12 58P reinf. TL	Diablo Rosso Scooter	2925400	120/70 - 12 58P reinf. TL	Diablo Rosso Scooter	-	-
Evolis 50		50				2902900	90/90 - 10 50J TL	Angel Scooter	2902900	90/90 - 10 50J TL	Angel Scooter	1.50	2.50
Evolis 80	4 MU	80				2583700	100/80 - 10 53L TL	SL 38 UNICO	2583700	100/80 - 10 53L TL	SL 38 UNICO	1.50	2.50
Evolis 80	4 MU	80				0531800	100/80 - 10 53J TL	SL 26	0531800	100/80 - 10 53J TL	SL 26	1.50	2.50
Fizz 50	4 RC	50			23	2903100	100/90 - 10 56J TL	Angel Scooter	2903100	100/90 - 10 56J TL	Angel Scooter	1.50	2.50
Flame 125	4 NB	125			23	2903000	3.50 - 10 59J reinf. TL	Angel Scooter	2903000	3.50 - 10 59J reinf. TL	Angel Scooter	1.50	2.50
Forte		50				2583700	100/80 - 10 53L TL	SL 38 UNICO	2583700	100/80 - 10 53L TL	SL 38 UNICO	1.50	2.50
Forte		50				0531800	100/80 - 10 53J TL	SL 26	0531800	100/80 - 10 53J TL	SL 26	1.50	2.50
Mitro, Naked 50		50	2000		10	2771400	130/60 - 13 M/C 60P reinf. TL	Angel Scooter	2771300	140/60 - 13 M/C 63P reinf. TL	Angel Scooter	-	-
Ovetto		50	1997			2769700	120/70 - 12 51P TL	Angel Scooter Fr.	2771000	130/70 - 12 62P reinf. TL	Angel Scooter	1.30	2.00
Ovetto		50	1997			2925400	120/70 - 12 58P reinf. TL	Diablo Rosso Scooter	2925500	130/70 - 12 62P reinf. TL	Diablo Rosso Scooter	1.30	2.00
Rocket		125				2769700	120/70 - 12 51P TL	Angel Scooter Fr.	2771000	130/70 - 12 62P reinf. TL	Angel Scooter	-	-
Rocket		125				2925400	120/70 - 12 58P reinf. TL	Diablo Rosso Scooter	2925500	130/70 - 12 62P reinf. TL	Diablo Rosso Scooter	-	-
Skyrcruiser 125		125	2006			2770500	120/70 - 15 M/C 56S TL	Angel Scooter Fr.	2771700	140/70 - 14 M/C 68S reinf. TL	Angel Scooter	-	-
Skyrcruiser 125		125	2006			2770400	120/70 - 15 M/C 56P TL	Angel Scooter Fr.	2771600	140/70 - 14 M/C 68P reinf. TL	Angel Scooter	-	-
Skyliner 125 / 150		125	1999			2769700	120/70 - 12 51P TL	Angel Scooter Fr.	2771000	130/70 - 12 62P reinf. TL	Angel Scooter	-	-
Skyliner 125 / 150		125	1999			2925400	120/70 - 12 58P reinf. TL	Diablo Rosso Scooter	2925500	130/70 - 12 62P reinf. TL	Diablo Rosso Scooter	-	-
Stunt		50	2002			0800000	120/80 - 12 55J TL	SL 60	0550800	130/90 - 10 61J TL	SL 60	-	-
Stunt Naked		50	2006			2769700	120/70 - 12 51P TL	Angel Scooter Fr.	2771000	130/70 - 12 62P reinf. TL	Angel Scooter	-	-
Stunt Naked		50	2006			2925400	120/70 - 12 58P reinf. TL	Diablo Rosso Scooter	2925500	130/70 - 12 62P reinf. TL	Diablo Rosso Scooter	-	-
Thunder 125	SE 05	125	2001		10	2771400	130/60 - 13 M/C 60P reinf. TL	Angel Scooter	2771300	140/60 - 13 M/C 63P reinf. TL	Angel Scooter	-	-



MODEL	TYPE	CC	MY From	MY To	Footnotes	FRONT			REAR			Pressure	
						IP-Code	Dimension	Tread	IP-Code	Dimension	Tread	Front	Rear
MBK (continued)													
X-Limit Enduro		50				1005100	80/90 - 21 M/C 48S TT	MT 90 Front AT	1004500	110/80 - 18 M/C 58S TT	MT 90 AT	-	-
X-Limit Enduro		50				0341400	80/90 - 21 M/C 48P TT	MT 21 Fr.	0341500	110/80 - 18 M/C 58P TT	MT 21	-	-
X-Limit Supermotard		125	2010			2046800	110/70 - 17 M/C 54H TL	Sport Demon Fr.	2589600	140/70 - 17 M/C 66H TL	Sport Demon	-	-
X-Limit Supermotard		50			10	2580800	100/80 - 17 M/C 52S TL	Angel City Fr.	3243400	130/70 - 17 M/C 62S TL	Angel City	-	-
X-Limit Supermotard		50				2583900	100/80 - 17 M/C 52H TL	Sport Demon Fr.	2589500	130/70 - 17 M/C 62H TL	Sport Demon	-	-
X-Limit Supermotard		125	2010			2702200	110/70 - 17 M/C 54S TL	Angel City	3566600	140/70 - 17 M/C 66S TL	Angel City	-	-
X-Power		50	2006			2583900	100/80 - 17 M/C 52H TL	Sport Demon Fr.	2589500	130/70 - 17 M/C 62H TL	Sport Demon	-	-
X-Power		50	2006			2580800	100/80 - 17 M/C 52S TL	Angel City Fr.	3243400	130/70 - 17 M/C 62S TL	Angel City	-	-
MOTO GUZZI													
1000 G 5	VG	1000				1419700	100/90 - 18 M/C 56H TL	Sport Demon Fr.	1404500	110/90 - 18 M/C 61H TL	Sport Demon	2.20	2.50
1000 SP I	VG	1000				1419700	100/90 - 18 M/C 56H TL	Sport Demon Fr.	1404500	110/90 - 18 M/C 61H TL	Sport Demon	2.20	2.50
1000 SP II	VH	1000	1987			1342100	110/90 - 16 M/C 59V TL	Sport Demon Fr.	1404700	120/90 - 18 M/C 65V TL	Sport Demon	2.20	2.40
1000 SP III	VN	1000	1993	1994		1404400	110/90 - 18 M/C 61V TL	Sport Demon Fr.	1404700	120/90 - 18 M/C 65V TL	Sport Demon	2.20	2.70
1200 Sport 4V		1200	2009			3111300	120/70 ZR 17 M/C (58W) TL	Angel GT II Fr.	3112000	180/55 ZR 17 M/C (73W) TL	Angel GT II	-	-
1200 Sport 4V		1200	2009			2906900	120/70 ZR 17 M/C (58W) TL	Diablo Rosso Corsa II Fr.	2907100	180/55 ZR 17 M/C (73W) TL	Diablo Rosso Corsa II	-	-
1200 Sport 4V		1200	2009			2387600	120/70 ZR 17 M/C (58W) TL	Angel GT Fr.	2317600	180/55 ZR 17 M/C (73W) TL	Angel GT	-	-
1200 Sport 4V		1200	2009			2635200	120/70 ZR 17 M/C (58W) TL	Diablo Rosso III Fr.	2635500	180/55 ZR 17 M/C (73W) TL	Diablo Rosso III	-	-
1200 Sport 4V		1200	2009			2291900	120/70 ZR 17 M/C (58W) TL	Diablo Rosso II K Fr.	2068500	180/55 ZR 17 M/C (73W) TL	Diablo Rosso II	-	-
1200 Sport 4V		1200	2009			1868400	120/70 ZR 17 M/C (58W) TL	Angel ST Fr.	1868500	180/55 ZR 17 M/C (73W) TL	Angel ST	-	-
1200 Sport 8V ABS	LP	1200	2015			3111300	120/70 ZR 17 M/C (58W) TL	Angel GT II Fr.	3112000	180/55 ZR 17 M/C (73W) TL	Angel GT II	2.70	3.00
1200 Sport 8V ABS	LP	1200	2015			2387600	120/70 ZR 17 M/C (58W) TL	Angel GT Fr.	2317600	180/55 ZR 17 M/C (73W) TL	Angel GT	2.70	3.00
1200 Sport 8V ABS	LP	1200	2015			2906900	120/70 ZR 17 M/C (58W) TL	Diablo Rosso Corsa II Fr.	2907100	180/55 ZR 17 M/C (73W) TL	Diablo Rosso Corsa II	2.70	3.00
1200 Sport 8V ABS	LP	1200	2015			2635200	120/70 ZR 17 M/C (58W) TL	Diablo Rosso III Fr.	2635500	180/55 ZR 17 M/C (73W) TL	Diablo Rosso III	2.70	3.00
1200 Sport; ABS	LP	1200	2007			3111300	120/70 ZR 17 M/C (58W) TL	Angel GT II Fr.	3112000	180/55 ZR 17 M/C (73W) TL	Angel GT II	2.50	2.80
1200 Sport; ABS	LP	1200	2007			2387600	120/70 ZR 17 M/C (58W) TL	Angel GT Fr.	2317600	180/55 ZR 17 M/C (73W) TL	Angel GT	2.50	2.80
1200 Sport; ABS	LP	1200	2007			2906900	120/70 ZR 17 M/C (58W) TL	Diablo Rosso Corsa II Fr.	2907100	180/55 ZR 17 M/C (73W) TL	Diablo Rosso Corsa II	2.50	2.80
1200 Sport; ABS	LP	1200	2007			2635200	120/70 ZR 17 M/C (58W) TL	Diablo Rosso III Fr.	2635500	180/55 ZR 17 M/C (73W) TL	Diablo Rosso III	2.50	2.80
1200 Sport; ABS	LP	1200	2007			1430700	120/70 ZR 17 M/C (58W) TL	Diablo Fr.	1430000	180/55 ZR 17 M/C (73W) TL	Diablo	2.50	2.80
1200 Sport; ABS	LP	1200	2007			1868400	120/70 ZR 17 M/C (58W) TL	Angel ST Fr.	1868500	180/55 ZR 17 M/C (73W) TL	Angel ST	2.50	2.80
1200 Sport; ABS	LP	1200	2007			2291900	120/70 ZR 17 M/C (58W) TL	Diablo Rosso II K Fr.	2068500	180/55 ZR 17 M/C (73W) TL	Diablo Rosso II	2.50	2.80
750 Strada		750				1404400	110/90 - 18 M/C 61V TL	Sport Demon Fr.	1404700	120/90 - 18 M/C 65V TL	Sport Demon	2.20	2.50
850 T 3, T 4	VD	850				1419700	100/90 - 18 M/C 56H TL	Sport Demon Fr.	1404500	110/90 - 18 M/C 61H TL	Sport Demon	2.20	2.40
850 T3 California	VD	850				1404400	110/90 - 18 M/C 61V TL	Sport Demon Fr.	1404500	110/90 - 18 M/C 61H TL	Sport Demon	2.20	2.40
Bellagio	LY	900	2008			2317200	120/70 ZR 18 M/C (59W) TL	Angel GT Fr.	2317600	180/55 ZR 17 M/C (73W) TL	Angel GT	2.50	2.70
Bellagio	LY	900	2008			2864500	120/70 ZR 18 M/C (59W) TL	MT 60 RS	2636100	180/55 ZR 17 M/C (73W) TL	MT 60 RS	2.50	2.70
Breva 1200	LP	1200				3111300	120/70 ZR 17 M/C (58W) TL	Angel GT II Fr.	3112000	180/55 ZR 17 M/C (73W) TL	Angel GT II	2.80	2.80
Breva 1200	LP	1200				2906900	120/70 ZR 17 M/C (58W) TL	Diablo Rosso Corsa II Fr.	2907100	180/55 ZR 17 M/C (73W) TL	Diablo Rosso Corsa II	2.80	2.80
Breva 1200	LP	1200				2387600	120/70 ZR 17 M/C (58W) TL	Angel GT Fr.	2317600	180/55 ZR 17 M/C (73W) TL	Angel GT	2.80	2.80
Breva 1200	LP	1200				2635200	120/70 ZR 17 M/C (58W) TL	Diablo Rosso III Fr.	2635500	180/55 ZR 17 M/C (73W) TL	Diablo Rosso III	2.80	2.80
Breva 1200	LP	1200				1734600	120/70 ZR 17 M/C (58W) TL	Diablo Rosso Corsa Fr.	1927700	180/55 ZR 17 M/C (73W) TL	Diablo Rosso Corsa	2.80	2.80
Breva 1200	LP	1200				2291900	120/70 ZR 17 M/C (58W) TL	Diablo Rosso II K Fr.	2068500	180/55 ZR 17 M/C (73W) TL	Diablo Rosso II	2.80	2.80
Breva 1200	LP	1200				1430700	120/70 ZR 17 M/C (58W) TL	Diablo Fr.	1430000	180/55 ZR 17 M/C (73W) TL	Diablo	2.80	2.80
Breva 1200	LP	1200				1868400	120/70 ZR 17 M/C (58W) TL	Angel ST Fr.	1868500	180/55 ZR 17 M/C (73W) TL	Angel ST	2.80	2.80
Breva 750	LL	750	2003			2046800	110/70 - 17 M/C 54H TL	Sport Demon Fr.	1343200	130/80 - 17 M/C 65H TL	Sport Demon	-	-
Breva 850	LP	850	2007			3111300	120/70 ZR 17 M/C (58W) TL	Angel GT II Fr.	3112000	180/55 ZR 17 M/C (73W) TL	Angel GT II	2.80	2.80
Breva 850	LP	850	2007			2906900	120/70 ZR 17 M/C (58W) TL	Diablo Rosso Corsa II Fr.	2907100	180/55 ZR 17 M/C (73W) TL	Diablo Rosso Corsa II	2.80	2.80
Breva 850	LP	850	2007			2387600	120/70 ZR 17 M/C (58W) TL	Angel GT Fr.	2317600	180/55 ZR 17 M/C (73W) TL	Angel GT	2.80	2.80
Breva 850	LP	850	2007			2526300	120/70 ZR 17 M/C (58W) TL	Scorpion Trail II Fr.	2527400	180/55 ZR 17 M/C (73W) TL	Scorpion Trail II	2.80	2.80

MOTO GUZZI (continued)

Breva 850	LP	850	2007					2635200	120/70 ZR 17 M/C (58W) TL	Diablo Rosso III Fr.	2635500	180/55 ZR 17 M/C (73W) TL	Diablo Rosso III	2.80
Breva 850	LP	850	2007					1734600	120/70 ZR 17 M/C (58W) TL	Diablo Rosso Corsa Fr.	1927700	180/55 ZR 17 M/C (73W) TL	Diablo Rosso Corsa	2.80
Breva 850	LP	850	2007					1430700	120/70 ZR 17 M/C (58W) TL	Diablo Fr.	1430000	180/55 ZR 17 M/C (73W) TL	Diablo	2.80
Breva 850	LP	850	2007					2291900	120/70 ZR 17 M/C (58W) TL	Diablo Rosso II K Fr.	2068500	180/55 ZR 17 M/C (73W) TL	Diablo Rosso II	2.80
Breva 850	LP	850	2007					1868400	120/70 ZR 17 M/C (58W) TL	Angel ST Fr.	1868500	180/55 ZR 17 M/C (73W) TL	Angel ST	2.80
Breva V 1100	LP	1100	2004					3111300	120/70 ZR 17 M/C (58W) TL	Angel GT II Fr.	3112000	180/55 ZR 17 M/C (73W) TL	Angel GT II	2.50
Breva V 1100	LP	1100	2004					2387600	120/70 ZR 17 M/C (58W) TL	Angel GT Fr.	2317600	180/55 ZR 17 M/C (73W) TL	Angel GT	2.50
Breva V 1100	LP	1100	2004					2906900	120/70 ZR 17 M/C (58W) TL	Diablo Rosso Corsa II Fr.	2907100	180/55 ZR 17 M/C (73W) TL	Diablo Rosso Corsa II	2.50
Breva V 1100	LP	1100	2004					2635200	120/70 ZR 17 M/C (58W) TL	Diablo Rosso III Fr.	2635500	180/55 ZR 17 M/C (73W) TL	Diablo Rosso III	2.50
Breva V 1100	LP	1100	2004					1868400	120/70 ZR 17 M/C (58W) TL	Angel ST Fr.	1868500	180/55 ZR 17 M/C (73W) TL	Angel ST	2.50
Breva V 1100	LP	1100	2004					2291900	120/70 ZR 17 M/C (58W) TL	Diablo Rosso II K Fr.	2068500	180/55 ZR 17 M/C (73W) TL	Diablo Rosso II	2.50
KD, KC		1100	1994			1997		1404400	110/90 - 18 M/C 61V TL	Sport Demon Fr.	1342600	140/80 VB 17 M/C (69W) TL	Sport Demon	2.70
California III (only by spokewheel)	VW	1000						1404400	110/90 - 18 M/C 61V TL	Sport Demon Fr.	1404700	120/90 - 18 M/C 65V TL	Sport Demon	2.40
California III / C Inj.	VY	1000						1404400	110/90 - 18 M/C 61V TL	Sport Demon Fr.	1404700	120/90 - 18 M/C 65V TL	Sport Demon	2.40
California III; C	VW	1000	1988					1404400	110/90 - 18 M/C 61V TL	Sport Demon Fr.	1404700	120/90 - 18 M/C 65V TL	Sport Demon	2.40
California Special, Stone	KD	1100	2001					1404400	110/90 - 18 M/C 61V TL	Sport Demon Fr.	1342600	140/80 VB 17 M/C (69W) TL	Sport Demon	2.30
Daytona 1000	KA	1000	1992					2387600	120/70 ZR 17 M/C (58W) TL	Angel GT Fr.	2317900	160/60 ZR 18 M/C (70W) TL	Angel GT	2.20
Daytona RS 1000	KL	1000	1997					3111300	120/70 ZR 17 M/C (58W) TL	Angel GT II Fr.	3111700	160/60 ZR 17 M/C (69W) TL	Angel GT II	2.50
Daytona RS 1000	KL	1000	1997					2387600	120/70 ZR 17 M/C (58W) TL	Angel GT Fr.	2317400	160/60 ZR 17 M/C (69W) TL	Angel GT	2.50
Daytona RS 1000	KL	1000	1997					2906900	120/70 ZR 17 M/C (58W) TL	Diablo Rosso Corsa II Fr.	2907000	160/60 ZR 17 M/C (69W) TL	Diablo Rosso Corsa II	2.50
Daytona RS 1000	KL	1000	1997					2635200	120/70 ZR 17 M/C (58W) TL	Diablo Rosso III Fr.	2635400	160/60 ZR 17 M/C (69W) TL	Diablo Rosso III	2.50
Daytona RS 1000	KL	1000	1997					2291900	120/70 ZR 17 M/C (58W) TL	Diablo Rosso II K Fr.	2070200	160/60 ZR 17 M/C (69W) TL	Diablo Rosso II	2.50
Daytona RS 1000	KL	1000	1997					1868400	120/70 ZR 17 M/C (58W) TL	Angel ST Fr.	1868800	160/60 ZR 17 M/C (69W) TL	Angel ST	2.50
Eldorado MY 2015 - 2016	LV	1400	2015					2211500	130/90 B 16 M/C 67H TL	Night Dragon Fr.	2592700	180/65 B 16 M/C 81H reinf. TL	Night Dragon GT	2.40
Eldorado MY 2017 -	LC	1400	2017					2211500	130/90 B 16 M/C 67H TL	Night Dragon Fr.	2592700	180/65 B 16 M/C 81H reinf. TL	Night Dragon GT	2.40
Griso 1100	LS	1100	2006					3111300	120/70 ZR 17 M/C (58W) TL	Angel GT II Fr.	3112000	180/55 ZR 17 M/C (73W) TL	Angel GT II	2.30
Griso 1100	LS	1100	2006					2812600	120/70 ZR 17 M/C (58W) V3 TL	Diablo Supercorsa SP Fr.	3106800	180/55 ZR 17 M/C (73W) V3 TL	Diablo Supercorsa SP	2.30
Griso 1100	LS	1100	2006					2906900	120/70 ZR 17 M/C (58W) TL	Diablo Rosso Corsa II Fr.	2907100	180/55 ZR 17 M/C (73W) TL	Diablo Rosso Corsa II	2.30
Griso 1100	LS	1100	2006					2387600	120/70 ZR 17 M/C (58W) TL	Angel GT Fr.	2317600	180/55 ZR 17 M/C (73W) TL	Angel GT	2.30
Griso 1100	LS	1100	2006					2636200	120/70 ZR 17 M/C (58W) TL	Phantom Sportscomp Fr.	2636300	180/55 ZR 17 M/C (73W) TL	Phantom Sportscomp	2.30
Griso 1100	LS	1100	2006					2166900	120/70 ZR 17 M/C (58W) TL	Diablo Supercorsa SP Fr.	2244800	180/55 ZR 17 M/C (73W) TL	Diablo Supercorsa SP	2.30
Griso 1100	LS	1100	2006					2635200	120/70 ZR 17 M/C (58W) TL	Diablo Rosso III Fr.	2635500	180/55 ZR 17 M/C (73W) TL	Diablo Rosso III	2.30
Griso 1100	LS	1100	2006					2636000	120/70 ZR 17 M/C (58W) TL	MT 60 RS Fr.	2636100	180/55 ZR 17 M/C (73W) TL	MT 60 RS	2.30
Griso 1100	LS	1100	2006					2291900	120/70 ZR 17 M/C (58W) TL	Diablo Rosso II K Fr.	2068500	180/55 ZR 17 M/C (73W) TL	Diablo Rosso II	2.30
Griso 8 V	LS	1100	2008					1868400	120/70 ZR 17 M/C (58W) TL	Angel ST Fr.	1868500	180/55 ZR 17 M/C (73W) TL	Angel ST	2.30
Griso 8 V	LS	1200	2008					3111300	120/70 ZR 17 M/C (58W) TL	Angel GT II Fr.	3112000	180/55 ZR 17 M/C (73W) TL	Angel GT II	2.50
Griso 8 V	LS	1200	2008					2906900	120/70 ZR 17 M/C (58W) TL	Diablo Rosso Corsa II Fr.	2907100	180/55 ZR 17 M/C (73W) TL	Diablo Rosso Corsa II	2.50
Griso 8 V	LS	1200	2008					2387600	120/70 ZR 17 M/C (58W) TL	Angel GT Fr.	2317600	180/55 ZR 17 M/C (73W) TL	Angel GT	2.50
Griso 8 V	LS	1200	2008					2526300	120/70 ZR 17 M/C (58W) TL	Scorpion Trail II Fr.	2527400	180/55 ZR 17 M/C (73W) TL	Scorpion Trail II	2.50
Griso 8 V	LS	1200	2008					2636200	120/70 ZR 17 M/C (58W) TL	Phantom Sportscomp Fr.	2636300	180/55 ZR 17 M/C (73W) TL	Phantom Sportscomp	2.50
Griso 8 V	LS	1200	2008					2635200	120/70 ZR 17 M/C (58W) TL	Diablo Rosso III Fr.	2635500	180/55 ZR 17 M/C (73W) TL	Diablo Rosso III	2.50
Griso 8 V	LS	1200	2008					1734600	120/70 ZR 17 M/C (58W) TL	Diablo Rosso Corsa Fr.	1927700	180/55 ZR 17 M/C (73W) TL	Diablo Rosso Corsa	2.50
Griso 8 V	LS	1200	2008					2636000	120/70 ZR 17 M/C (58W) TL	MT 60 RS Fr.	2636100	180/55 ZR 17 M/C (73W) TL	MT 60 RS	2.50
Griso 8 V	LS	1200	2008					1430700	120/70 ZR 17 M/C (58W) TL	Diablo Fr.	1430000	180/55 ZR 17 M/C (73W) TL	Diablo	2.50
Griso 8 V	LS	1200	2008					1868400	120/70 ZR 17 M/C (58W) TL	Angel ST Fr.	1868500	180/55 ZR 17 M/C (73W) TL	Angel ST	2.50
Griso 8 V	LS	1200	2008					2291900	120/70 ZR 17 M/C (58W) TL	Diablo Rosso II K Fr.	2068500	180/55 ZR 17 M/C (73W) TL	Diablo Rosso II	2.50
Griso 850	LS	850	2006					3111300	120/70 ZR 17 M/C (58W) TL	Angel GT II Fr.	3112000	180/55 ZR 17 M/C (73W) TL	Angel GT II	2.50
Griso 850	LS	850	2006					2812600	120/70 ZR 17 M/C (58W) V3 TL	Diablo Supercorsa SP Fr.	3106800	180/55 ZR 17 M/C (73W) V3 TL	Diablo Supercorsa SP	2.70
Griso 850	LS	850	2006					2387600	120/70 ZR 17 M/C (58W) TL	Angel GT Fr.	2317600	180/55 ZR 17 M/C (73W) TL	Angel GT	2.50
Griso 850	LS	850	2006					2636200	120/70 ZR 17 M/C (58W) TL	Phantom Sportscomp Fr.	2636300	180/55 ZR 17 M/C (73W) TL	Phantom Sportscomp	2.50
Griso 850	LS	850	2006					2906900	120/70 ZR 17 M/C (58W) TL	Diablo Rosso Corsa II Fr.	2907100	180/55 ZR 17 M/C (73W) TL	Diablo Rosso Corsa II	2.50
Griso 850	LS	850	2006					2166900	120/70 ZR 17 M/C (58W) TL	Diablo Supercorsa SP Fr.	2244800	180/55 ZR 17 M/C (73W) TL	Diablo Supercorsa SP	2.50



MODEL	TYPE	CC	MY From	MY To	Footnotes	FRONT			REAR			Pressure		
						IP-Code	Dimension	Tread	IP-Code	Dimension	Tread	Front	Rear	
MOTO GUZZI (continued)														
Griso 850	LS	850	2006			2635200	120/70 ZR 17 M/C (58W) TL	Diablo Rosso III Fr.	2635500	180/55 ZR 17 M/C (73W) TL	Diablo Rosso III	2.50	2.70	
Griso 850	LS	850	2006			2636000	120/70 ZR 17 M/C (58W) TL	MT 60 RS Fr.	2636100	180/55 ZR 17 M/C (73W) TL	MT 60 RS	2.50	2.70	
Griso 850	LS	850	2006			1734600	120/70 ZR 17 M/C (58W) TL	Diablo Rosso Corsa Fr.	1927700	180/55 ZR 17 M/C (73W) TL	Diablo Rosso Corsa	2.50	2.70	
Griso 850	LS	850	2006			2291900	120/70 ZR 17 M/C (58W) TL	Diablo Rosso II K Fr.	2068500	180/55 ZR 17 M/C (73W) TL	Diablo Rosso II	2.50	2.70	
Griso 850	LS	850	2006			1868400	120/70 ZR 17 M/C (58W) TL	Angel ST Fr.	1868500	180/55 ZR 17 M/C (73W) TL	Angel ST	2.50	2.70	
Griso 850	LS	850	2006			1430700	120/70 ZR 17 M/C (58W) TL	Diablo Fr.	1430000	180/55 ZR 17 M/C (73W) TL	Diablo	2.50	2.70	
Nevada 350		350	1996	1997		1419700	100/90 - 18 M/C 56H TL	Sport Demon Fr.	1403600	130/90 - 16 M/C 67V TL	Sport Demon	1.90	2.50	
Nevada 350		350	1996	1997		1003900	100/90 - 18 M/C 56H TL	MT 66 Fr.	0800400	130/90 - 16 M/C 73H reinf. TL	MT 66	1.90	2.50	
Nevada 750	LF; LK	750	1992		23	1419700	100/90 - 18 M/C 56H TL	Sport Demon Fr.	1403600	130/90 - 16 M/C 67V TL	Sport Demon	2.00	2.20	
Nevada 750	LF; LK	750	1992		23	1003900	100/90 - 18 M/C 56H TL	MT 66 Fr.	0800400	130/90 - 16 M/C 73H reinf. TL	MT 66	2.00	2.20	
Nevada Classic 750	LM	750	2009			1419700	100/90 - 18 M/C 56H TL	Sport Demon Fr.	1403600	130/90 - 16 M/C 67V TL	Sport Demon	2.50	2.50	
Norge 1200	LP	1200	2006		10	3111300	120/70 ZR 17 M/C (58W) TL	Angel GT II Fr.	3112000	180/55 ZR 17 M/C (73W) TL	Angel GT II	2.80	2.80	
Norge 1200	LP	1200	2006		10	2906900	120/70 ZR 17 M/C (58W) TL	Diablo Rosso Corsa II Fr.	2907100	180/55 ZR 17 M/C (73W) TL	Diablo Rosso Corsa II	2.80	2.80	
Norge 1200	LP	1200	2006			2387600	120/70 ZR 17 M/C (58W) TL	Angel GT Fr.	2321200	180/55 ZR 17 M/C (73W) TL	Angel GT A	2.80	2.80	
Norge 1200	LP	1200	2006			1734600	120/70 ZR 17 M/C (58W) TL	Diablo Rosso Corsa Fr.	1927700	180/55 ZR 17 M/C (73W) TL	Diablo Rosso Corsa	2.80	2.80	
Norge 1200	LP	1200	2006			1868400	120/70 ZR 17 M/C (58W) TL	Angel ST Fr.	1868500	180/55 ZR 17 M/C (73W) TL	Angel ST	2.80	2.80	
Norge 1200	LP	1200	2011		10	3111300	120/70 ZR 17 M/C (58W) TL	Angel GT II Fr.	3112000	180/55 ZR 17 M/C (73W) TL	Angel GT II	2.50	2.80	
Norge 1200 GT V8 ABS	LP	1200	2011			2387600	120/70 ZR 17 M/C (58W) TL	Angel GT Fr.	2321200	180/55 ZR 17 M/C (73W) TL	Angel GT A	2.50	2.80	
Norge 1200 GT V8 ABS	LP	1200	2011			2635200	120/70 ZR 17 M/C (58W) TL	Diablo Rosso III Fr.	2635500	180/55 ZR 17 M/C (73W) TL	Diablo Rosso III	2.50	2.80	
Norge 1200 GT V8 ABS	LP	1200	2011			2291900	120/70 ZR 17 M/C (58W) TL	Diablo Rosso II K Fr.	2068500	180/55 ZR 17 M/C (73W) TL	Diablo Rosso II	2.50	2.80	
Norge 1200 GT V8 ABS	LP	1200	2011			3111300	120/70 ZR 17 M/C (58W) TL	Angel GT II Fr.	3112000	180/55 ZR 17 M/C (73W) TL	Angel GT II	2.80	2.80	
Norge 850	LP	850	2007		10	3111300	120/70 ZR 17 M/C (58W) TL	Angel GT II Fr.	3112000	180/55 ZR 17 M/C (73W) TL	Angel GT II	2.80	2.80	
Norge 850	LP	850	2007			2387600	120/70 ZR 17 M/C (58W) TL	Angel GT Fr.	2321200	180/55 ZR 17 M/C (73W) TL	Angel GT A	2.80	2.80	
Norge 850	LP	850	2007		10	2906900	120/70 ZR 17 M/C (58W) TL	Diablo Rosso Corsa II Fr.	2907100	180/55 ZR 17 M/C (73W) TL	Diablo Rosso Corsa II	2.80	2.80	
Norge 850	LP	850	2007			1734600	120/70 ZR 17 M/C (58W) TL	Diablo Rosso Corsa Fr.	1927700	180/55 ZR 17 M/C (73W) TL	Diablo Rosso Corsa	2.80	2.80	
Norge 850	LP	850	2007			1430700	120/70 ZR 17 M/C (58W) TL	Diablo Fr.	1430000	180/55 ZR 17 M/C (73W) TL	Diablo	2.80	2.80	
Norge 850	LP	850	2007			1868400	120/70 ZR 17 M/C (58W) TL	Angel ST Fr.	1868500	180/55 ZR 17 M/C (73W) TL	Angel ST	2.80	2.80	
Norge GT 8V ABS	LP	800	2010		10	3111300	120/70 ZR 17 M/C (58W) TL	Angel GT II Fr.	3112000	180/55 ZR 17 M/C (73W) TL	Angel GT II	2.50	2.80	
Norge GT 8V ABS	LP	800	2010			2387600	120/70 ZR 17 M/C (58W) TL	Angel GT Fr.	2321200	180/55 ZR 17 M/C (73W) TL	Angel GT A	2.50	2.80	
Norge GT 8V ABS	LP	800	2010			2635200	120/70 ZR 17 M/C (58W) TL	Diablo Rosso III Fr.	2635500	180/55 ZR 17 M/C (73W) TL	Diablo Rosso III	2.50	2.80	
Norge GT 8V ABS	LP	800	2010			2291900	120/70 ZR 17 M/C (58W) TL	Diablo Rosso II K Fr.	2068500	180/55 ZR 17 M/C (73W) TL	Diablo Rosso II	2.50	2.80	
Quota 1000	KB	1000	1992		23	2526800	90/90 - 21 M/C 54V TL	Scorpion Trail II Fr.	2526900	130/80 R 17 M/C 65V TL	Scorpion Trail II	2.00	2.20	
Quota 1000	KB	1000	1992		23	0281800	90/90 - 21 M/C 54H TL	MT 60 Fr.	0284000	130/80 - 17 M/C 65H TL	MT 60	2.00	2.20	
Quota 1100 ES	KM	1100	1998			2526800	90/90 - 21 M/C 54V TL	Scorpion Trail II Fr.	2526900	130/80 R 17 M/C 65V TL	Scorpion Trail II	2.00	2.20	
Quota 1100 ES	KM	1100	1998		10	2803400	90/90 - 21 M/C 54V M+S TL	Scorpion Rally STR Fr.	2865400	130/80 R 17 M/C 65V M+S TL	Scorpion Rally STR	2.00	2.20	
Sessantacinque GT	PG	650				1419700	100/90 - 18 M/C 56H TL	Sport Demon Fr.	1404500	110/90 - 18 M/C 61H TL	Sport Demon	2.20	2.60	
Sport 1100	KE	1100	1994			2387600	120/70 ZR 17 M/C (58W) TL	Angel GT Fr.	2317900	160/60 ZR 18 M/C (70W) TL	Angel GT	2.50	2.90	
Stelvio (all versions)	LZ	1200	2008		10	2865100	110/80 R 19 M/C 59V M+S TL	Scorpion Rally STR Fr.	3115000	160/55 ZR 17 M/C 73V M+S TL	Scorpion Rally STR	2.70	2.90	
Stelvio (all versions)	LZ	1200	2008			2526500	110/80 R 19 M/C 59V TL	Scorpion Trail II Fr.	2527400	180/55 ZR 17 M/C (73W) TL	Scorpion Trail II	2.70	2.90	
Stelvio 1200 8V / NTX ABS	LZ Vers. B	1200	2011		14	2490900	110/80 R 19 M/C 59V TL	Angel GT Fr. ab DOT 2815	2491000	150/70 R 17 M/C 69V TL	Angel GT ab DOT 2815	2.50	2.90	
Stelvio 1200 8V / NTX ABS	LZ Vers. B	1200	2011			2526500	110/80 R 19 M/C 59V TL	Scorpion Trail II Fr.	2527100	150/70 R 17 M/C 69V TL	Scorpion Trail II	2.50	2.90	
Stelvio 1200 8V / NTX ABS	LZ Vers. B	1200	2011			2865100	110/80 R 19 M/C 59V M+S TL	Scorpion Rally STR Fr.	2865200	150/70 R 17 M/C 69V M+S TL	Scorpion Rally STR	2.50	2.90	
Stelvio 1200 8V / NTX ABS	LZ Vers. B	1200	2011			1916800	110/80 R 19 M/C 59V TL	Scorpion Trail H Fr.	1942400	150/70 R 17 M/C 69V TL	Scorpion Trail H	2.50	2.90	
Stelvio 1200 NTX (without ABS)	LZ Vers. B	1200	2011			2865100	110/80 R 19 M/C 59V TL	Scorpion Trail II Fr.	2527100	150/70 R 17 M/C 69V TL	Scorpion Trail II	-	-	
Stelvio 1200 NTX (without ABS)	LZ Vers. B	1200	2011			2865100	110/80 R 19 M/C 59V M+S TL	Scorpion Rally STR Fr.	2865200	150/70 R 17 M/C 69V M+S TL	Scorpion Rally STR	-	-	
Stelvio 1200 NTX (without ABS)	LZ Vers. B	1200	2011		14	2490900	110/80 R 19 M/C 59V TL	Angel GT Fr. ab DOT 2815	2491000	150/70 R 17 M/C 69V TL	Angel GT ab DOT 2815	-	-	
Stelvio 1200 NTX (without ABS)	LZ Vers. B	1200	2011			2068200	110/80 - 19 M/C 59R M+S TL	Scorpion Rally Fr.	2068300	150/70 - 17 M/C 69R M+S TL	Scorpion Rally	-	-	
Stelvio 1200 NTX (without ABS)	LZ Vers. B	1200	2011			1916800	110/80 R 19 M/C 59V TL	Scorpion Trail H Fr.	1942400	150/70 R 17 M/C 69V TL	Scorpion Trail H	-	-	
V 10 Centauro	KK	1000	1996	1999		3111300	120/70 ZR 17 M/C (58W) TL	Angel GT II Fr.	3111700	160/60 ZR 17 M/C (69W) TL	Angel GT II	2.30	2.70	

MOTO GUZZI (continued)

V 10 Centauro	KK	1000	1996	1999	10	2906900	120/70 ZR 17 M/C (58W) TL	Diablo Rosso Corsa II Fr.	2907000	160/60 ZR 17 M/C (69W) TL	Diablo Rosso Corsa II	2.30	2.70
V 11 Sport	KR	1100	1999	2001	10	3111300	120/70 ZR 17 M/C (58W) TL	Angel GT II Fr.	3111700	160/60 ZR 17 M/C (69W) TL	Angel GT II	2.50	2.90
V 11 Sport	KR	1100	1999	2001		2387600	120/70 ZR 17 M/C (58W) TL	Angel GT Fr.	2317500	170/60 ZR 17 M/C (72W) TL	Angel GT	2.50	2.90
V 11 Sport	KR	1100	1999	2001		2291900	120/70 ZR 17 M/C (58W) TL	Diablo Rosso II K Fr.	2070300	170/60 ZR 17 M/C (72W) TL	Diablo Rosso II	2.50	2.90
V 12 Strada		1200	2010		10	2812600	120/70 ZR 17 M/C (58W) V3 TL	Diablo Supercorsa SP Fr.	3310600	190/50 ZR 17 M/C (73W) V3 TL	Diablo Supercorsa SP	-	-
V 12 Strada		1200	2010		10	3111300	120/70 ZR 17 M/C (58W) TL	Angel GT II Fr.	3112200	190/50 ZR 17 M/C (73W) TL	Angel GT II	-	-
V 12 Strada		1200	2010		10	2906900	120/70 ZR 17 M/C (58W) TL	Diablo Rosso Corsa II Fr.	2907300	190/50 ZR 17 M/C (73W) TL	Diablo Rosso Corsa II	-	-
V 12 Strada		1200	2010		10	2387600	120/70 ZR 17 M/C (58W) TL	Angel GT Fr.	2317700	190/50 ZR 17 M/C (73W) TL	Angel GT	-	-
V 12 Strada		1200	2010		10	2166900	120/70 ZR 17 M/C (58W) TL	Diablo Supercorsa SP Fr.	2304300	190/50 ZR 17 M/C (73W) TL	Diablo Supercorsa SP	-	-
V 12 Strada		1200	2010		10	2635200	120/70 ZR 17 M/C (58W) TL	Diablo Rosso III Fr.	2635700	190/50 ZR 17 M/C (73W) TL	Diablo Rosso III	-	-
V 12 Strada		1200	2010		10	1430700	120/70 ZR 17 M/C (58W) TL	Diablo Fr.	1429700	190/50 ZR 17 M/C (73W) TL	Diablo	-	-
V 35 III	PY	350			23	1403100	100/90 - 16 M/C 54H TL	Sport Demon Fr.	1404300	110/80 - 18 M/C 58H TL	Sport Demon	2.20	2.60
V 50 C	PM	500				1419700	100/90 - 18 M/C 56H TL	Sport Demon Fr.	1403600	130/90 - 16 M/C 67V TL	Sport Demon	1.90	2.50
V 50 C	PM	500				1003900	100/90 - 18 M/C 56H TL	MT 66 Fr.	0800400	130/90 - 16 M/C 73H.reint.TL	MT 66	1.90	2.50
V 65 , SP	PG	650			23	1419700	100/90 - 18 M/C 56H TL	Sport Demon Fr.	1404500	110/90 - 18 M/C 61H TL	Sport Demon	1.90	2.40
V 65 Florida	PW	650	1992		23	1419700	100/90 - 18 M/C 56H TL	Sport Demon Fr.	1403600	130/90 - 16 M/C 67V TL	Sport Demon	2.20	2.60
V 65 Florida	PW	650	1992		23	1003900	100/90 - 18 M/C 56H TL	MT 66 Fr.	0800400	130/90 - 16 M/C 73H.reint.TL	MT 66	2.20	2.60
V 75	PX	750				1342100	110/90 - 16 M/C 59V TL	Sport Demon Fr.	1404700	120/90 - 18 M/C 65V TL	Sport Demon	2.20	2.60
V 85 TT MY 2019 -		850	2019		10	2526500	110/80 R 19 M/C 59V TL	Scorpion Trail II Fr.	2527100	150/70 R 17 M/C 69V TL	Scorpion Trail II	-	-
V 85 TT MY 2019 -		850	2019		10	2865100	110/80 R 19 M/C 59V M+S TL	Scorpion Rally STR Fr.	2808200	150/60 R 17 M/C 66H M+S TL	Scorpion Rally STR	-	-
V 85 TT MY 2019 -		850	2019		10	2490900	110/80 R 19 M/C 59V TL	Angel GT Fr. ab DOT 2815	2491000	150/70 R 17 M/C 69V TL	Angel GT ab DOT 2815	-	-
V11 Scura; R; Coppa It; -Sport; Ballab.	LM	1100	2003	2005	10	3111300	120/70 ZR 17 M/C (58W) TL	Angel GT II Fr.	3112000	180/55 ZR 17 M/C (73W) TL	Angel GT II	2.50	2.60
V11 Scura; R; Coppa It; -Sport; Ballab.	LM	1100	2003	2005		2636200	120/70 ZR 17 M/C (58W) TL	Phantom Sportscomp Fr.	2636300	180/55 ZR 17 M/C (73W) TL	Phantom Sportscomp	2.50	2.60
V11 Scura; R; Coppa It; -Sport; Ballab.	LM	1100	2003	2005	10	2906900	120/70 ZR 17 M/C (58W) TL	Diablo Rosso Corsa II Fr.	2907100	180/55 ZR 17 M/C (73W) TL	Diablo Rosso Corsa II	2.50	2.60
V11 Scura; R; Coppa It; -Sport; Ballab.	LM	1100	2003	2005		2387600	120/70 ZR 17 M/C (58W) TL	Angel GT Fr.	2317600	180/55 ZR 17 M/C (73W) TL	Angel GT	2.50	2.60
V11 Scura; R; Coppa It; -Sport; Ballab.	LM	1100	2003	2005		2635200	120/70 ZR 17 M/C (58W) TL	Diablo Rosso III Fr.	2635500	180/55 ZR 17 M/C (73W) TL	Diablo Rosso III	2.50	2.60
V11 Scura; R; Coppa It; -Sport; Ballab.	LM	1100	2003	2005		1430700	120/70 ZR 17 M/C (58W) TL	Diablo Fr.	1430000	180/55 ZR 17 M/C (73W) TL	Diablo	2.50	2.60
V11 Scura; R; Coppa It; -Sport; Ballab.	LM	1100	2003	2005		2291900	120/70 ZR 17 M/C (58W) TL	Diablo Rosso II K Fr.	2068500	180/55 ZR 17 M/C (73W) TL	Diablo Rosso II	2.50	2.60
V11 Scura; R; Coppa It; -Sport; Ballab.	LM	1100	2003	2005		1868400	120/70 ZR 17 M/C (58W) TL	Angel ST Fr.	1868500	180/55 ZR 17 M/C (73W) TL	Angel ST	2.50	2.60
V11 Sport Naked; Le Mans	KS	1100	2001	2003	10	3111300	120/70 ZR 17 M/C (58W) TL	Angel GT II Fr.	3112000	180/55 ZR 17 M/C (73W) TL	Angel GT II	2.40	2.50
V11 Sport Naked; Le Mans	KS	1100	2001	2003		2636200	120/70 ZR 17 M/C (58W) TL	Phantom Sportscomp Fr.	2636300	180/55 ZR 17 M/C (73W) TL	Phantom Sportscomp	2.40	2.50
V11 Sport Naked; Le Mans	KS	1100	2001	2003		2906900	120/70 ZR 17 M/C (58W) TL	Diablo Rosso Corsa II Fr.	2907100	180/55 ZR 17 M/C (73W) TL	Diablo Rosso Corsa II	2.40	2.50
V11 Sport Naked; Le Mans	KS	1100	2001	2003		2387600	120/70 ZR 17 M/C (58W) TL	Angel GT Fr.	2317600	180/55 ZR 17 M/C (73W) TL	Angel GT	2.40	2.50
V11 Sport Naked; Le Mans	KS	1100	2001	2003		2635200	120/70 ZR 17 M/C (58W) TL	Diablo Rosso III Fr.	2635500	180/55 ZR 17 M/C (73W) TL	Diablo Rosso III	2.40	2.50
V11 Sport Naked; Le Mans	KS	1100	2001	2003		1734600	120/70 ZR 17 M/C (58W) TL	Diablo Rosso Corsa Fr.	1927700	180/55 ZR 17 M/C (73W) TL	Diablo Rosso Corsa	2.40	2.50
V11 Sport Naked; Le Mans	KS	1100	2001	2003		1430700	120/70 ZR 17 M/C (58W) TL	Diablo Fr.	1430000	180/55 ZR 17 M/C (73W) TL	Diablo	2.40	2.50
V11 Sport Naked; Le Mans	KS	1100	2001	2003		1868400	120/70 ZR 17 M/C (58W) TL	Angel ST Fr.	1868500	180/55 ZR 17 M/C (73W) TL	Angel ST	2.40	2.50
V11 Sport Naked; Le Mans	KS	1100	2001	2003		2291900	120/70 ZR 17 M/C (58W) TL	Diablo Rosso II K Fr.	2068500	180/55 ZR 17 M/C (73W) TL	Diablo Rosso II	2.40	2.50
V11 Sport; Le Mans	KT	1100	2003	2004	10	3111300	120/70 ZR 17 M/C (58W) TL	Angel GT II Fr.	3112000	180/55 ZR 17 M/C (73W) TL	Angel GT II	2.50	2.60
V11 Sport; Le Mans	KT	1100	2003	2004		2636200	120/70 ZR 17 M/C (58W) TL	Phantom Sportscomp Fr.	2636300	180/55 ZR 17 M/C (73W) TL	Phantom Sportscomp	2.50	2.60
V11 Sport; Le Mans	KT	1100	2003	2004		2387600	120/70 ZR 17 M/C (58W) TL	Angel GT Fr.	2317600	180/55 ZR 17 M/C (73W) TL	Angel GT	2.50	2.60
V11 Sport; Le Mans	KT	1100	2003	2004		2906900	120/70 ZR 17 M/C (58W) TL	Diablo Rosso Corsa II Fr.	2907100	180/55 ZR 17 M/C (73W) TL	Diablo Rosso Corsa II	2.50	2.60
V11 Sport; Le Mans	KT	1100	2003	2004		2635200	120/70 ZR 17 M/C (58W) TL	Diablo Rosso III Fr.	2635500	180/55 ZR 17 M/C (73W) TL	Diablo Rosso III	2.50	2.60
V11 Sport; Le Mans	KT	1100	2003	2004		2291900	120/70 ZR 17 M/C (58W) TL	Diablo Rosso II K Fr.	2068500	180/55 ZR 17 M/C (73W) TL	Diablo Rosso II	2.50	2.60
V11 Sport; Le Mans	KT	1100	2003	2004		1430700	120/70 ZR 17 M/C (58W) TL	Diablo Fr.	1430000	180/55 ZR 17 M/C (73W) TL	Diablo	2.50	2.60
V11 Sport; Le Mans	KT	1100	2003	2004		1868400	120/70 ZR 17 M/C (58W) TL	Angel ST Fr.	1868500	180/55 ZR 17 M/C (73W) TL	Angel ST	2.50	2.60
V7 Cafe Classic	LW Vers. 0/00	750	2009			1419700	100/90 - 18 M/C 56H TL	Sport Demon Fr.	1343200	130/80 - 17 M/C 65H TL	Sport Demon	2.50	2.50
V7 Classic	LW Vers. A/00	750	2008			1419700	100/90 - 18 M/C 56H TL	Sport Demon Fr.	1343200	130/80 - 17 M/C 65H TL	Sport Demon	2.50	2.50
V7 II	LW	750	2015			1419700	100/90 - 18 M/C 56H TL	Sport Demon Fr.	1343200	130/80 - 17 M/C 65H TL	Sport Demon	2.60	2.60
V7 II Stormello	LW	750	2016			1419700	100/90 - 18 M/C 56H TL	Sport Demon Fr.	1343200	130/80 - 17 M/C 65H TL	Sport Demon	2.60	2.60
V7 II Special	LW	750	2015			1419700	100/90 - 18 M/C 56H TL	Sport Demon Fr.	1343200	130/80 - 17 M/C 65H TL	Sport Demon	2.50	2.50
V7 II Stone	LW	750	2015			1419700	100/90 - 18 M/C 56H TL	Sport Demon Fr.	1343200	130/80 - 17 M/C 65H TL	Sport Demon	2.50	2.50



MODEL	TYPE	CC	MY From	MY To	Footnotes	FRONT			REAR			Pressure	
						IP-Code	Dimension	Tread	IP-Code	Dimension	Tread	Front	Rear
MOTO GUZZI (continued)													
V7 III; Special Euro 4 MY 2016 -	LD	750	2016			1419700	100/90 - 18 M/C 56H TL	Sport Demon Fr.	1343200	130/80 - 17 M/C 65H TL	Sport Demon	2.50	2.60
V7 Racer	LW	750	2011			1419700	100/90 - 18 M/C 56H TL	Sport Demon Fr.	1343200	130/80 - 17 M/C 65H TL	Sport Demon	2.50	2.50
V9 Bobber Sport MY 2019 -	850	2019			10	2211500	130/90 B 16 M/C 67H TL	Night Dragon Fr.	2592600	150/80 B 16 M/C 77H reinf.TL	Night Dragon GT	-	-
V9 Bobber Sport MY 2019 -	850	2019			10	2925100	130/90 B 16 M/C 67H TL	MT 60 RS Fr.	2925200	150/80 B 16 M/C 77H reinf.TL	MT 60 RS	-	-
V9 Roamer	LH	850	2016			1405200	100/90 - 19 M/C 57V TL	Sport Demon Fr.	1342300	150/80 V 16 M/C (71V) TL	Sport Demon	2.40	2.60
MOTO MORINI													
125 T		125				1966900	2.75 - 18 M/C 42P TL	City Demon Fr.	3745300	3.00 - 18 M/C 52P reinf.TL	City Demon	1.70	1.90
250 J		250				1966900	2.75 - 18 M/C 42P TL	City Demon Fr.	1340900	3.25 - 18 M/C 52S TT	City Demon	1.80	2.00
3 1/2 Klassik		350			23	1419700	100/90 - 18 M/C 56H TL	Sport Demon Fr.	1404500	110/90 - 18 M/C 61H TL	Sport Demon	1.80	2.10
350 Custom		350			23	0800900	90/90 - 19 M/C 52H TL	MT 66 Fr.	0800200	140/90 - 15 M/C 70H TL	MT 66	2.10	2.50
350 K 2		350			23	1419700	100/90 - 18 M/C 56H TL	Sport Demon Fr.	1404500	110/90 - 18 M/C 61H TL	Sport Demon	1.80	2.10
500 Custom		500			23	0800900	90/90 - 19 M/C 52H TL	MT 66 Fr.	0800200	140/90 - 15 M/C 70H TL	MT 66	2.10	2.50
500 V-Klassik		500			23	1419700	100/90 - 18 M/C 56H TL	Sport Demon Fr.	1404700	120/90 - 18 M/C 65V TL	Sport Demon	2.00	2.20
500 V-Klassik		500			23	1003900	100/90 - 18 M/C 56H TL	MT 66 Fr.	1004100	120/90 - 18 M/C 65H TL	MT 66	2.00	2.20
501 K2 Amex		500			23	1419700	100/90 - 18 M/C 56H TL	Sport Demon Fr.	1404500	110/90 - 18 M/C 61H TL	Sport Demon	2.00	2.20
9 1/2; Sport 1200		1200	2006		10	3111300	120/70 ZR 17 M/C (58W) TL	Angel GT II Fr.	3112000	180/55 ZR 17 M/C (73W) TL	Angel GT II	2.50	2.90
9 1/2; Sport 1200		1200	2006			2387600	120/70 ZR 17 M/C (58W) TL	Angel GT Fr.	2317600	180/55 ZR 17 M/C (73W) TL	Angel GT	2.50	2.90
9 1/2; Sport 1200		1200	2006		10	2906900	120/70 ZR 17 M/C (58W) TL	Diablo Rosso Corsa II Fr.	2907100	180/55 ZR 17 M/C (73W) TL	Diablo Rosso Corsa II	2.50	2.90
9 1/2; Sport 1200		1200	2006		2635200	120/70 ZR 17 M/C (58W) TL	Diablo Rosso III Fr.	Diablo Rosso III Fr.	2635500	180/55 ZR 17 M/C (73W) TL	Diablo Rosso III	2.50	2.90
9 1/2; Sport 1200		1200	2006		1566300	120/70 R 17 M/C 58V TL	Phantom Sportscomp Fr.	Phantom Sportscomp Fr.	1566400	180/55 R 17 M/C 73V TL	Phantom Sportscomp	2.50	2.90
9 1/2; Sport 1200		1200	2006		1430700	120/70 ZR 17 M/C (58W) TL	Diablo Fr.	Diablo Fr.	1430000	180/55 ZR 17 M/C (73W) TL	Diablo	2.50	2.90
Corsaro 1200 ZT MY 2019 -		1200	2019		10	2387600	120/70 ZR 17 M/C (58W) TL	Angel GT Fr.	2317800	190/55 ZR 17 M/C (75W) TL	Angel GT	-	-
Corsaro 1200 ZT MY 2019 -		1200	2019		10	3111300	120/70 ZR 17 M/C (58W) TL	Angel GT II Fr.	3112400	190/55 ZR 17 M/C (75W) TL	Angel GT II	-	-
Corsaro 1200 ZT MY 2019 -		1200	2019		10	2906900	120/70 ZR 17 M/C (58W) TL	Diablo Rosso Corsa II Fr.	2907400	190/55 ZR 17 M/C (75W) TL	Diablo Rosso Corsa II	-	-
Corsaro 1200 ZT MY 2019 -		1200	2019		2635200	120/70 ZR 17 M/C (58W) TL	Diablo Rosso III Fr.	Diablo Rosso III Fr.	2635800	190/55 ZR 17 M/C (75W) TL	Diablo Rosso III	-	-
Corsaro 1200 ZZ MY 2017 -		1200	2017		10	3111300	120/70 ZR 17 M/C (58W) TL	Angel GT II Fr.	3112400	190/55 ZR 17 M/C (75W) TL	Angel GT II	-	-
Corsaro 1200 ZZ MY 2017 -		1200	2017		10	2906900	120/70 ZR 17 M/C (58W) TL	Diablo Rosso Corsa II Fr.	2907400	190/55 ZR 17 M/C (75W) TL	Diablo Rosso Corsa II	-	-
Corsaro 1200 ZZ MY 2017 -		1200	2017		10	2387600	120/70 ZR 17 M/C (58W) TL	Angel GT Fr.	2317800	190/55 ZR 17 M/C (75W) TL	Angel GT	-	-
Corsaro 1200 ZZ MY 2017 -		1200	2017		2635200	120/70 ZR 17 M/C (58W) TL	Diablo Rosso III Fr.	Diablo Rosso III Fr.	2635800	190/55 ZR 17 M/C (75W) TL	Diablo Rosso III	-	-
Corsaro 1200; Veloce 1200		1200	2006		10	3111300	120/70 ZR 17 M/C (58W) TL	Angel GT II Fr.	3112000	180/55 ZR 17 M/C (73W) TL	Angel GT II	2.50	2.90
Corsaro 1200; Veloce 1200		1200	2006		10	2812600	120/70 ZR 17 M/C (58W) V3 TL	Diablo Supercorsa SP Fr.	3106800	180/55 ZR 17 M/C (73W) V3 TL	Diablo Supercorsa SP	2.50	2.90
Corsaro 1200; Veloce 1200		1200	2006		10	2906900	120/70 ZR 17 M/C (58W) TL	Diablo Supercorsa II Fr.	2907100	180/55 ZR 17 M/C (73W) TL	Diablo Supercorsa II	2.50	2.90
Corsaro 1200; Veloce 1200		1200	2006		2387600	120/70 ZR 17 M/C (58W) TL	Angel GT Fr.	Angel GT Fr.	2317600	180/55 ZR 17 M/C (73W) TL	Angel GT	2.50	2.90
Corsaro 1200; Veloce 1200		1200	2006		2166900	120/70 ZR 17 M/C (58W) TL	Diablo Supercorsa SP Fr.	Diablo Supercorsa SP Fr.	2244800	180/55 ZR 17 M/C (73W) TL	Diablo Supercorsa SP	2.50	2.90
Corsaro 1200; Veloce 1200		1200	2006		2635200	120/70 ZR 17 M/C (58W) TL	Diablo Rosso III Fr.	Diablo Rosso III Fr.	2635500	180/55 ZR 17 M/C (73W) TL	Diablo Rosso III	2.50	2.90
Corsaro 1200; Veloce 1200		1200	2006		1430700	120/70 ZR 17 M/C (58W) TL	Diablo Fr.	Diablo Fr.	1430000	180/55 ZR 17 M/C (73W) TL	Diablo	2.50	2.90
Corsaro Avio		1200	2008		10	3111300	120/70 ZR 17 M/C (58W) TL	Angel GT II Fr.	3112000	180/55 ZR 17 M/C (73W) TL	Angel GT II	-	-
Corsaro Avio		1200	2008		10	2906900	120/70 ZR 17 M/C (58W) TL	Diablo Rosso Corsa II Fr.	2907100	180/55 ZR 17 M/C (73W) TL	Diablo Rosso Corsa II	-	-
Corsaro Avio		1200	2008		2387600	120/70 ZR 17 M/C (58W) TL	Angel GT Fr.	Angel GT Fr.	2317600	180/55 ZR 17 M/C (73W) TL	Angel GT	-	-
Corsaro Avio		1200	2008		2635200	120/70 ZR 17 M/C (58W) TL	Diablo Rosso III Fr.	Diablo Rosso III Fr.	2635500	180/55 ZR 17 M/C (73W) TL	Diablo Rosso III	-	-
Corsaro Avio		1200	2008		1734600	120/70 ZR 17 M/C (58W) TL	Diablo Fr.	Diablo Fr.	1927700	180/55 ZR 17 M/C (73W) TL	Diablo Rosso Corsa	-	-
Corsaro Avio		1200	2008		1430700	120/70 ZR 17 M/C (58W) TL	Diablo Fr.	Diablo Fr.	1430000	180/55 ZR 17 M/C (73W) TL	Diablo	-	-
Corsaro Avio		1200	2008		1868400	120/70 ZR 17 M/C (58W) TL	Angel ST Fr.	Angel ST Fr.	1868500	180/55 ZR 17 M/C (73W) TL	Angel ST	-	-
Excaltur 350 RLX		350			23	1419700	100/90 - 18 M/C 56H TL	Sport Demon Fr.	1403600	130/90 - 16 M/C 67V TL	Sport Demon	2.00	2.20
Excaltur 350 RLX		350			23	1003900	100/90 - 18 M/C 56H TL	MT 66 Fr.	0800400	130/90 - 16 M/C 73H reinf.TL	MT 66	2.00	2.20
Excaltur 501 RLX		500			23	1419700	100/90 - 18 M/C 56H TL	Sport Demon Fr.	1403600	130/90 - 16 M/C 67V TL	Sport Demon	2.10	2.50
Excaltur 501 RLX		500			23	1003900	100/90 - 18 M/C 56H TL	MT 66 Fr.	0800400	130/90 - 16 M/C 73H reinf.TL	MT 66	2.10	2.50
Gran Ferro		1200	2010		10	2812600	120/70 ZR 17 M/C (58W) V3 TL	Diablo Supercorsa SP Fr.	3106800	180/55 ZR 17 M/C (73W) V3 TL	Diablo Supercorsa SP	-	-



MODEL	TYPE	CC	MY From	MY To	Footnotes	FRONT			REAR			Pressure		
						IP-Code	Dimension	Tread	IP-Code	Dimension	Tread	Front	Rear	
MV AGUSTA (continued)														
Brutale 1090; R; RR MY 2013 -	B5	1090	2013			120/70 ZR 17 M/C (58W) TL	Diablo Rosso II K Fr.	2068700	190/55 ZR 17 M/C (75W) TL	Diablo Rosso II	2.30	2.30		
Brutale 675 MY 2012 -	B3	675	2012	10		120/70 ZR 17 M/C (58W) TL	Angel GT II Fr.	3112000	180/55 ZR 17 M/C (73W) TL	Angel GT II	2.30	2.30		
Brutale 675 MY 2012 -	B3	675	2012			120/70 ZR 17 M/C (58W) TL	Diablo Rosso Corsa II Fr.	2907100	180/55 ZR 17 M/C (73W) TL	Diablo Rosso Corsa II	2.30	2.30		
Brutale 675 MY 2012 -	B3	675	2012			120/70 ZR 17 M/C (58W) TL	Angel GT Fr.	2317600	180/55 ZR 17 M/C (73W) TL	Angel GT	2.30	2.30		
Brutale 675 MY 2012 -	B3	675	2012			120/70 ZR 17 M/C (58W) TL	Diablo Rosso III Fr.	2635500	180/55 ZR 17 M/C (73W) TL	Diablo Rosso III	2.30	2.30		
Brutale 675 MY 2012 -	B3	675	2012			120/70 ZR 17 M/C (58W) TL	Diablo Rosso II K Fr.	2068500	180/55 ZR 17 M/C (73W) TL	Diablo Rosso II	2.30	2.30		
Brutale 675 MY 2012 -	B3	675	2012			120/70 ZR 17 M/C (58W) TL	Angel ST A Fr.	1868500	180/55 ZR 17 M/C (73W) TL	Angel ST	2.30	2.30		
Brutale 675 MY 2016 -	B1	675	2016	10		120/70 ZR 17 M/C (58W) TL	Angel GT II Fr.	3112000	180/55 ZR 17 M/C (73W) TL	Angel GT II	2.30	2.30		
Brutale 675 MY 2016 -	B1	675	2016			120/70 ZR 17 M/C (58W) TL	Angel GT Fr.	2317600	180/55 ZR 17 M/C (73W) TL	Angel GT	2.30	2.30		
Brutale 675 MY 2016 -	B1	675	2016			120/70 ZR 17 M/C (58W) TL	Diablo Rosso Corsa II Fr.	2907100	180/55 ZR 17 M/C (73W) TL	Diablo Rosso Corsa II	2.30	2.30		
Brutale 675 MY 2016 -	B1	675	2016			120/70 ZR 17 M/C (58W) TL	Phantom Sportscomp Fr.	2636300	180/55 ZR 17 M/C (73W) TL	Phantom Sportscomp	2.30	2.30		
Brutale 675 MY 2016 -	B1	675	2016			120/70 ZR 17 M/C (58W) TL	Diablo Rosso III Fr.	2635500	180/55 ZR 17 M/C (73W) TL	Diablo Rosso III	2.30	2.30		
Brutale 675 MY 2016 -	B1	675	2016			120/70 ZR 17 M/C (58W) TL	Angel ST A Fr.	1868500	180/55 ZR 17 M/C (73W) TL	Angel ST	2.30	2.30		
Brutale 800 MY 2013 -	B3	800	2013	10		120/70 ZR 17 M/C (58W) TL	Angel GT II Fr.	3112000	180/55 ZR 17 M/C (73W) TL	Angel GT II	2.30	2.30		
Brutale 800 MY 2013 -	B3	800	2013			120/70 ZR 17 M/C (58W) TL	Angel GT Fr.	2317600	180/55 ZR 17 M/C (73W) TL	Angel GT	2.30	2.30		
Brutale 800 MY 2013 -	B3	800	2013			120/70 ZR 17 M/C (58W) TL	Diablo Rosso Corsa II Fr.	2907100	180/55 ZR 17 M/C (73W) TL	Diablo Rosso Corsa II	2.30	2.30		
Brutale 800 MY 2013 -	B3	800	2013			120/70 ZR 17 M/C (58W) TL	Diablo Rosso III Fr.	2635500	180/55 ZR 17 M/C (73W) TL	Diablo Rosso III	2.30	2.30		
Brutale 800 MY 2013 -	B3	800	2013			120/70 ZR 17 M/C (58W) TL	Diablo Rosso Corsa Fr.	1927700	180/55 ZR 17 M/C (73W) TL	Diablo Rosso Corsa	2.30	2.30		
Brutale 800 MY 2013 -	B3	800	2013			120/70 ZR 17 M/C (58W) TL	Diablo Rosso II K Fr.	2068500	180/55 ZR 17 M/C (73W) TL	Diablo Rosso II	2.30	2.30		
Brutale 800 MY 2015 -	B1	800	2015	10		120/70 ZR 17 M/C (58W) TL	Angel GT II Fr.	3112000	180/55 ZR 17 M/C (73W) TL	Angel GT II	2.30	2.30		
Brutale 800 MY 2015 -	B1	800	2015			120/70 ZR 17 M/C (58W) TL	Diablo Rosso Corsa II Fr.	2907100	180/55 ZR 17 M/C (73W) TL	Diablo Rosso Corsa II	2.30	2.30		
Brutale 800 MY 2015 -	B1	800	2015			120/70 ZR 17 M/C (58W) TL	Angel GT Fr.	2317600	180/55 ZR 17 M/C (73W) TL	Angel GT	2.30	2.30		
Brutale 800 MY 2015 -	B1	800	2015			120/70 ZR 17 M/C (58W) TL	Diablo Rosso III Fr.	2635500	180/55 ZR 17 M/C (73W) TL	Diablo Rosso III	2.30	2.30		
Brutale 800 MY 2015 -	B1	800	2015			120/70 ZR 17 M/C (58W) TL	Diablo Rosso Corsa Fr.	1927700	180/55 ZR 17 M/C (73W) TL	Diablo Rosso Corsa	2.30	2.30		
Brutale 800 Dragster RR MY 2017 -	B3	800	2017			120/70 ZR 17 M/C (58W) TL	Diablo Rosso II K Fr.	2322000	200/50 ZR 17 M/C (75W) TL	Diablo Rosso II	2.50	2.80		
Brutale 800 Dragster RR (all versions)	B3	800	2014	10		120/70 ZR 17 M/C (58W) TL	Angel GT II Fr.	3112000	180/55 ZR 17 M/C (73W) TL	Angel GT II	2.30	2.30		
Brutale 800 Dragster RR (all versions)	B3	800	2014	10		120/70 ZR 17 M/C (58W) V3 TL	Diablo Supercorsa SP Fr.	3106800	180/55 ZR 17 M/C (73W) V3 TL	Diablo Supercorsa SP	2.30	2.30		
Brutale 800 Dragster RR (all versions)	B3	800	2014	10		120/70 ZR 17 M/C (58W) TL	Diablo Supercorsa SP Fr.	2244800	180/55 ZR 17 M/C (73W) TL	Diablo Supercorsa SP	2.30	2.30		
Brutale 800 Dragster RR (all versions)	B3	800	2014	10		120/70 ZR 17 M/C (58W) TL	Diablo Rosso Corsa II Fr.	2907100	180/55 ZR 17 M/C (73W) TL	Diablo Rosso Corsa II	2.30	2.30		
Brutale 800 Dragster RR (all versions)	B3	800	2014	10		120/70 ZR 17 M/C (58W) TL	Angel GT Fr.	2317600	180/55 ZR 17 M/C (73W) TL	Angel GT	2.30	2.30		
Brutale 800 Dragster RR (all versions)	B3	800	2014	10		120/70 ZR 17 M/C (58W) TL	Diablo Rosso III Fr.	2635500	180/55 ZR 17 M/C (73W) TL	Diablo Rosso III	2.30	2.30		
Brutale 800 Dragster RR (all versions)	B3	800	2014	10		120/70 ZR 17 M/C (58W) TL	Angel GT II Fr.	3112400	190/55 ZR 17 M/C (75W) TL	Angel GT II	2.30	2.30		
Brutale 800 Dragster RR (all versions)	B3	800	2014	10		120/70 ZR 17 M/C (58W) TL	Diablo Supercorsa SP Fr.	2304500	190/55 ZR 17 M/C (75W) TL	Diablo Supercorsa SP	2.30	2.30		
Brutale 800 Dragster RR (all versions)	B3	800	2014	10		120/70 ZR 17 M/C (58W) TL	Angel GT Fr.	2317800	190/55 ZR 17 M/C (75W) TL	Angel GT	2.30	2.30		
Brutale 800 Dragster RR (all versions)	B3	800	2014	10		120/70 ZR 17 M/C (58W) TL	Diablo Rosso Corsa II Fr.	2907400	190/55 ZR 17 M/C (75W) TL	Diablo Rosso Corsa II	2.30	2.30		
Brutale 800 Dragster RR (all versions)	B3	800	2014	10		120/70 ZR 17 M/C (58W) V3 TL	Diablo Supercorsa SP Fr.	3115100	190/55 ZR 17 M/C (75W) V3 TL	Diablo Supercorsa SP	2.30	2.30		
Brutale 800 Dragster RR (all versions)	B3	800	2014	10		120/70 ZR 17 M/C (58W) TL	Diablo Rosso III Fr.	2635800	190/55 ZR 17 M/C (75W) TL	Diablo Rosso III	2.30	2.30		
Brutale 800 Dragster RR (all versions)	B3	800	2014	10		120/70 ZR 17 M/C (58W) TL	Diablo Rosso II K Fr.	2322000	200/50 ZR 17 M/C (75W) TL	Diablo Rosso II	2.30	2.30		
Brutale 800 RR (all versions) MY 2015 -	B3; B1	800	2015			120/70 ZR 17 M/C (58W) TL	Angel GT II Fr.	3112000	180/55 ZR 17 M/C (73W) TL	Angel GT II	2.30	2.30		
Brutale 800 RR (all versions) MY 2015 -	B3; B1	800	2015			120/70 ZR 17 M/C (58W) TL	Angel GT Fr.	2317600	180/55 ZR 17 M/C (73W) TL	Angel GT	2.30	2.30		
Brutale 800 RR (all versions) MY 2015 -	B3; B1	800	2015			120/70 ZR 17 M/C (58W) TL	Diablo Rosso Corsa II Fr.	2907100	180/55 ZR 17 M/C (73W) TL	Diablo Rosso Corsa II	2.30	2.30		
Brutale 800 RR (all versions) MY 2015 -	B3; B1	800	2015			120/70 ZR 17 M/C (58W) TL	Diablo Rosso III Fr.	2635500	180/55 ZR 17 M/C (73W) TL	Diablo Rosso III	2.30	2.30		
Brutale 800 RR (all versions) MY 2015 -	B3; B1	800	2015			120/70 ZR 17 M/C (58W) TL	Diablo Rosso Corsa Fr.	1927700	180/55 ZR 17 M/C (73W) TL	Diablo Rosso Corsa	2.30	2.30		
Brutale 800 RR (all versions) MY 2015 -	B3; B1	800	2015			120/70 ZR 17 M/C (58W) TL	Diablo Rosso II K Fr.	2068500	180/55 ZR 17 M/C (73W) TL	Diablo Rosso II	2.30	2.30		
Brutale 910 R	F4	910	2006	10		120/70 ZR 17 M/C (58W) V3 TL	Diablo Supercorsa SP Fr.	3310600	190/50 ZR 17 M/C (73W) V3 TL	Diablo Supercorsa SP	2.30	2.30		
Brutale 910 R	F4	910	2006	10		120/70 ZR 17 M/C (58W) TL	Angel GT II Fr.	3112400	190/55 ZR 17 M/C (75W) TL	Angel GT II	2.30	2.30		
Brutale 910 R	F4	910	2006			120/70 ZR 17 M/C (58W) TL	Diablo Supercorsa SP Fr.	2304300	190/50 ZR 17 M/C (73W) TL	Diablo Supercorsa SP	2.30	2.30		
Brutale 910 R	F4	910	2006			120/70 ZR 17 M/C (58W) TL	Diablo Supercorsa SP Fr.	2304500	190/55 ZR 17 M/C (75W) TL	Diablo Supercorsa SP	2.30	2.30		



MODEL	TYPE	CC	MY From	MY To	Footnotes	FRONT			REAR			Pressure		
						IP-Code	Dimension	Tread	IP-Code	Dimension	Tread	Front	Rear	
F4 100 CC	F5	1000	2007			10	3111300	120/70 ZR 17 M/C (58W) TL	Angel GT II Fr.	3112400	190/55 ZR 17 M/C (75W) TL	Angel GT II	2.30	2.30
F4 100 CC	F5	1000	2007				2166900	120/70 ZR 17 M/C (58W) TL	Diablo Supercorsa SP Fr.	2304500	190/55 ZR 17 M/C (75W) TL	Diablo Supercorsa SP	2.30	2.30
F4 100 CC	F5	1000	2007				2166900	120/70 ZR 17 M/C (58W) TL	Diablo Supercorsa SP Fr.	2304300	190/50 ZR 17 M/C (73W) TL	Diablo Supercorsa SP	2.30	2.30
F4 100 CC	F5	1000	2007			10	2906900	120/70 ZR 17 M/C (58W) TL	Diablo Rosso Corsa II Fr.	2907300	190/50 ZR 17 M/C (73W) TL	Diablo Rosso Corsa II	2.30	2.30
F4 100 CC	F5	1000	2007				2906900	120/70 ZR 17 M/C (58W) TL	Diablo Rosso Corsa II Fr.	2907400	190/50 ZR 17 M/C (75W) TL	Diablo Rosso Corsa II	2.30	2.30
F4 100 CC	F5	1000	2007			10	2387600	120/70 ZR 17 M/C (58W) TL	Angel GT Fr.	2317800	190/55 ZR 17 M/C (75W) TL	Angel GT	2.30	2.30
F4 100 CC	F5	1000	2007			10	2812600	120/70 ZR 17 M/C (58W) V3 TL	Diablo Supercorsa SP Fr.	3115100	190/55 ZR 17 M/C (75W) V3 TL	Diablo Supercorsa SP	2.30	2.30
F4 100 CC	F5	1000	2007				2635200	120/70 ZR 17 M/C (58W) TL	Diablo Rosso III Fr.	2635800	190/55 ZR 17 M/C (75W) TL	Diablo Rosso III	2.30	2.30
F4 100 CC	F5	1000	2007			10	2635200	120/70 ZR 17 M/C (58W) TL	Diablo Rosso III Fr.	2635700	190/50 ZR 17 M/C (73W) TL	Diablo Rosso III	2.30	2.30
F4 100 CC	F5	1000	2007				2291900	120/70 ZR 17 M/C (58W) TL	Diablo Rosso II K Fr.	2068700	190/55 ZR 17 M/C (75W) TL	Diablo Rosso II	2.30	2.30
F4 1000 R	F6 Vers. AA	1000	2010			10	2812600	120/70 ZR 17 M/C (58W) V3 TL	Diablo Supercorsa SP Fr.	3310700	190/55 ZR 17 M/C (78W) V3 TL	Diablo Supercorsa SP	2.50	2.90
F4 1000 R	F6 Vers. AA	1000	2010			10	3111300	120/70 ZR 17 M/C (58W) TL	Angel GT II Fr.	3112400	190/55 ZR 17 M/C (75W) TL	Angel GT II	2.50	2.90
F4 1000 R	F6 Vers. AA	1000	2010				2166900	120/70 ZR 17 M/C (58W) TL	Diablo Supercorsa SP Fr.	2304500	190/55 ZR 17 M/C (75W) TL	Diablo Supercorsa SP	2.50	2.90
F4 1000 R	F6 Vers. AA	1000	2010				2906900	120/70 ZR 17 M/C (58W) TL	Diablo Rosso Corsa II Fr.	2907400	190/55 ZR 17 M/C (75W) TL	Diablo Rosso Corsa II	2.50	2.90
F4 1000 R	F6 Vers. AA	1000	2010				2166900	120/70 ZR 17 M/C (58W) TL	Diablo Supercorsa SP Fr.	2167000	200/55 ZR 17 M/C (78W) TL	Diablo Supercorsa SP	2.50	2.90
F4 1000 R	F6 Vers. AA	1000	2010				2387600	120/70 ZR 17 M/C (58W) TL	Angel GT Fr.	2317800	190/55 ZR 17 M/C (75W) TL	Angel GT	2.50	2.90
F4 1000 R	F6 Vers. AA	1000	2010			10	2812600	120/70 ZR 17 M/C (58W) V3 TL	Diablo Supercorsa SP Fr.	3115100	190/55 ZR 17 M/C (75W) V3 TL	Diablo Supercorsa SP	2.50	2.90
F4 1000 R	F6 Vers. AA	1000	2010				2906900	120/70 ZR 17 M/C (58W) TL	Diablo Rosso Corsa II Fr.	2907500	200/55 ZR 17 M/C (78W) TL	Diablo Rosso Corsa II	2.50	2.90
F4 1000 R	F6 Vers. AA	1000	2010				2635200	120/70 ZR 17 M/C (58W) TL	Diablo Rosso III Fr.	2635900	200/55 ZR 17 M/C (78W) TL	Diablo Rosso III	2.50	2.90
F4 1000 R	F6 Vers. AA	1000	2010				2291900	120/70 ZR 17 M/C (58W) TL	Diablo Rosso III K Fr.	2068700	190/55 ZR 17 M/C (75W) TL	Diablo Rosso III	2.50	2.90
F4 1000 R	F6 Vers. AA	1000	2010			10	2812600	120/70 ZR 17 M/C (58W) V3 TL	Diablo Supercorsa SP Fr.	3310600	190/50 ZR 17 M/C (73W) V3 TL	Diablo Supercorsa SP	2.50	2.90
F4 1000 R	F6 Vers. AA	1000	2010				3111300	120/70 ZR 17 M/C (58W) TL	Angel GT II Fr.	3112400	190/55 ZR 17 M/C (75W) TL	Angel GT II	2.50	2.90
F4 1000 R 312; F4 1000 R 312 (1+1)	F5	1000	2007				2166900	120/70 ZR 17 M/C (58W) TL	Diablo Supercorsa SP Fr.	2304500	190/55 ZR 17 M/C (75W) TL	Diablo Supercorsa SP	2.50	2.90
F4 1000 R 312; F4 1000 R 312 (1+1)	F5	1000	2007				2906900	120/70 ZR 17 M/C (58W) TL	Diablo Rosso Corsa II Fr.	2907400	190/55 ZR 17 M/C (75W) TL	Diablo Rosso Corsa II	2.50	2.90
F4 1000 R 312; F4 1000 R 312 (1+1)	F5	1000	2007			10	2906900	120/70 ZR 17 M/C (58W) TL	Diablo Rosso Corsa II Fr.	2907300	190/50 ZR 17 M/C (73W) TL	Diablo Rosso Corsa II	2.50	2.90
F4 1000 R 312; F4 1000 R 312 (1+1)	F5	1000	2007				2387600	120/70 ZR 17 M/C (58W) TL	Angel GT Fr.	2317800	190/55 ZR 17 M/C (75W) TL	Angel GT	2.50	2.90
F4 1000 R 312; F4 1000 R 312 (1+1)	F5	1000	2007				2166900	120/70 ZR 17 M/C (58W) TL	Diablo Supercorsa SP Fr.	2304300	190/50 ZR 17 M/C (73W) TL	Diablo Supercorsa SP	2.50	2.90
F4 1000 R 312; F4 1000 R 312 (1+1)	F5	1000	2007			10	2812600	120/70 ZR 17 M/C (58W) V3 TL	Diablo Supercorsa SP Fr.	3115100	190/55 ZR 17 M/C (75W) V3 TL	Diablo Supercorsa SP	2.50	2.90
F4 1000 R 312; F4 1000 R 312 (1+1)	F5	1000	2007			10	2635200	120/70 ZR 17 M/C (58W) TL	Diablo Rosso III Fr.	2635700	190/50 ZR 17 M/C (73W) TL	Diablo Rosso III	2.50	2.90
F4 1000 R 312; F4 1000 R 312 (1+1)	F5	1000	2007				2635200	120/70 ZR 17 M/C (58W) TL	Diablo Rosso III K Fr.	2068700	190/55 ZR 17 M/C (75W) TL	Diablo Rosso III	2.50	2.90
F4 1000 R 312; F4 1000 R 312 (1+1)	F5	1000	2007			10	2812600	120/70 ZR 17 M/C (58W) V3 TL	Diablo Supercorsa SP Fr.	3310600	190/50 ZR 17 M/C (73W) V3 TL	Diablo Supercorsa SP	2.30	2.30
F4 1000 R; F4 1000 Senna	F5	1000	2006				3111300	120/70 ZR 17 M/C (58W) TL	Angel GT II Fr.	3112400	190/55 ZR 17 M/C (75W) TL	Angel GT II	2.30	2.30
F4 1000 R; F4 1000 Senna	F5	1000	2006			10	2907600	120/65 ZR 17 M/C (56W) TL	Diablo Rosso III Fr.	2635700	190/50 ZR 17 M/C (73W) TL	Diablo Rosso III	2.30	2.30
F4 1000 R; F4 1000 Senna	F5	1000	2006			10	2906900	120/70 ZR 17 M/C (58W) TL	Diablo Rosso Corsa II Fr.	2907300	190/50 ZR 17 M/C (73W) TL	Diablo Rosso Corsa II	2.30	2.30
F4 1000 R; F4 1000 Senna	F5	1000	2006				2906900	120/70 ZR 17 M/C (58W) TL	Diablo Rosso Corsa II Fr.	2907400	190/55 ZR 17 M/C (75W) TL	Diablo Rosso Corsa II	2.30	2.30
F4 1000 R; F4 1000 Senna	F5	1000	2006				2166900	120/70 ZR 17 M/C (58W) TL	Diablo Supercorsa SP Fr.	2304500	190/55 ZR 17 M/C (75W) TL	Diablo Supercorsa SP	2.30	2.30
F4 1000 R; F4 1000 Senna	F5	1000	2006			10	2387600	120/70 ZR 17 M/C (58W) TL	Angel GT Fr.	2317800	190/55 ZR 17 M/C (75W) TL	Angel GT	2.30	2.30
F4 1000 R; F4 1000 Senna	F5	1000	2006				2166900	120/70 ZR 17 M/C (58W) TL	Diablo Supercorsa SP Fr.	2304300	190/50 ZR 17 M/C (73W) TL	Diablo Supercorsa SP	2.30	2.30
F4 1000 R; F4 1000 Senna	F5	1000	2006			10	2812600	120/70 ZR 17 M/C (58W) V3 TL	Diablo Supercorsa SP Fr.	3115100	190/55 ZR 17 M/C (75W) V3 TL	Diablo Supercorsa SP	2.30	2.30
F4 1000 R; F4 1000 Senna	F5	1000	2006				2635200	120/70 ZR 17 M/C (58W) TL	Diablo Rosso III Fr.	2635800	190/55 ZR 17 M/C (75W) TL	Diablo Rosso III	2.30	2.30
F4 1000 R; F4 1000 Senna	F5	1000	2006			10	2291900	120/70 ZR 17 M/C (58W) TL	Diablo Rosso II K Fr.	2068700	190/55 ZR 17 M/C (75W) TL	Diablo Rosso II	2.30	2.30
F4 1000 S (+); Ago; Tamburini	F5	1000	2004				2812600	120/70 ZR 17 M/C (58W) V3 TL	Diablo Supercorsa SP Fr.	3310600	190/50 ZR 17 M/C (73W) V3 TL	Diablo Supercorsa SP	2.30	2.30
F4 1000 S (+); Ago; Tamburini	F5	1000	2004			10	3111300	120/70 ZR 17 M/C (58W) TL	Angel GT II Fr.	3112400	190/55 ZR 17 M/C (75W) TL	Angel GT II	2.30	2.30
F4 1000 S (+); Ago; Tamburini	F5	1000	2004				2166900	120/70 ZR 17 M/C (58W) TL	Diablo Supercorsa SP Fr.	2304300	190/50 ZR 17 M/C (73W) TL	Diablo Supercorsa SP	2.30	2.30
F4 1000 S (+); Ago; Tamburini	F5	1000	2004				2906900	120/70 ZR 17 M/C (58W) TL	Diablo Rosso Corsa II Fr.	2907400	190/55 ZR 17 M/C (75W) TL	Diablo Rosso Corsa II	2.30	2.30

MV AGUSTA (continued)



MODEL	TYPE	CC	MY From	MY To	Footnotes	FRONT			REAR			Pressure		
						IP-Code	Dimension	Tread	IP-Code	Dimension	Tread	Front	Rear	
MV AGUSTA (continued)														
Rivale 800; ABS	S3	800	2014	2017		2291900	120/70 ZR 17 M/C (58W) TL	Diablo Rosso II K Fr.	2068500	180/55 ZR 17 M/C (73W) TL	Diablo Rosso II	2.30	2.30	
RVS #1	B3	800	2017		10	3111300	120/70 ZR 17 M/C (58W) TL	Angel GT II Fr.	3112000	180/55 ZR 17 M/C (73W) TL	Angel GT II	2.70	2.90	
RVS #1	B3	800	2017		10	2636200	120/70 ZR 17 M/C (58W) TL	Phantom Sportscomp Fr.	2636300	180/55 ZR 17 M/C (73W) TL	Phantom Sportscomp	2.70	2.90	
RVS #1	B3	800	2017		10	2526300	120/70 ZR 17 M/C (58W) TL	Scorpion Trail II Fr.	2527400	180/55 ZR 17 M/C (73W) TL	Scorpion Trail II	2.70	2.90	
RVS #1	B3	800	2017			2387600	120/70 ZR 17 M/C (58W) TL	Angel GT Fr.	2317600	180/55 ZR 17 M/C (73W) TL	Angel GT	2.70	2.90	
RVS #1	B3	800	2017			2635200	120/70 ZR 17 M/C (58W) TL	Diablo Rosso III Fr.	2635500	180/55 ZR 17 M/C (73W) TL	Diablo Rosso III	2.70	2.90	
RVS #1	B3	800	2017			2636000	120/70 ZR 17 M/C (58W) TL	MT 60 RS Fr.	2636100	180/55 ZR 17 M/C (73W) TL	MT 60 RS	2.70	2.90	
Stradale 800	S3	800	2015	2017	10	3111300	120/70 ZR 17 M/C (58W) TL	Angel GT II Fr.	3112000	180/55 ZR 17 M/C (73W) TL	Angel GT II	-	-	
Stradale 800	S3	800	2015	2017		2387600	120/70 ZR 17 M/C (58W) TL	Angel GT Fr.	2317600	180/55 ZR 17 M/C (73W) TL	Angel GT	-	-	
Stradale 800	S3	800	2015	2017		2906900	120/70 ZR 17 M/C (58W) TL	Diablo Rosso Corsa II Fr.	2907100	180/55 ZR 17 M/C (73W) TL	Diablo Rosso Corsa II	-	-	
Stradale 800	S3	800	2015	2017		2635200	120/70 ZR 17 M/C (58W) TL	Diablo Rosso III Fr.	2635500	180/55 ZR 17 M/C (73W) TL	Diablo Rosso III	-	-	
Stradale 800	S3	800	2015	2017		2291900	120/70 ZR 17 M/C (58W) TL	Diablo Rosso II K Fr.	2068500	180/55 ZR 17 M/C (73W) TL	Diablo Rosso II	-	-	
Turismo Veloce 800	T3	800	2015		10	3111300	120/70 ZR 17 M/C (58W) TL	Angel GT II Fr.	3112400	190/55 ZR 17 M/C (75W) TL	Angel GT II	2.60	2.90	
Turismo Veloce 800	T3	800	2015			2387600	120/70 ZR 17 M/C (58W) TL	Angel GT Fr.	2317600	190/55 ZR 17 M/C (75W) TL	Angel GT	2.60	2.90	
Turismo Veloce 800	T3	800	2015		10	2906900	120/70 ZR 17 M/C (58W) TL	Diablo Rosso Corsa II Fr.	2907400	190/55 ZR 17 M/C (75W) TL	Diablo Rosso Corsa II	2.60	2.90	
Turismo Veloce 800	T3	800	2015			2526300	120/70 ZR 17 M/C (58W) TL	Scorpion Trail II Fr.	2527500	190/55 ZR 17 M/C (75W) TL	Scorpion Trail II	2.60	2.90	
Turismo Veloce 800	T3	800	2015			2635200	120/70 ZR 17 M/C (58W) TL	Diablo Rosso III Fr.	2635800	190/55 ZR 17 M/C (75W) TL	Diablo Rosso III	2.60	2.90	
MZ														
MZ 1000	MZ 1000	1000	2003		10	3111300	120/70 ZR 17 M/C (58W) TL	Angel GT II Fr.	3112000	180/55 ZR 17 M/C (73W) TL	Angel GT II	2.50	2.90	
1000 S	MZ 1000	1000	2003		10	2812600	120/70 ZR 17 M/C (58W) V3 TL	Diablo Supercorsa SP Fr.	3106800	180/55 ZR 17 M/C (73W) V3 TL	Diablo Supercorsa SP	2.50	2.90	
1000 S	MZ 1000	1000	2003		10	2812600	120/70 ZR 17 M/C (58W) V3 TL	Diablo Supercorsa SP Fr.	3310600	190/50 ZR 17 M/C (73W) V3 TL	Diablo Supercorsa SP	2.50	2.90	
1000 S	MZ 1000	1000	2003			2166900	120/70 ZR 17 M/C (58W) TL	Diablo Supercorsa SP Fr.	2244800	180/55 ZR 17 M/C (73W) TL	Diablo Supercorsa SP	2.50	2.90	
1000 S	MZ 1000	1000	2003			2166900	120/70 ZR 17 M/C (58W) TL	Diablo Supercorsa SP Fr.	2304300	190/50 ZR 17 M/C (73W) TL	Diablo Supercorsa SP	2.50	2.90	
1000 S	MZ 1000	1000	2003			2387600	120/70 ZR 17 M/C (58W) TL	Angel GT Fr.	2317600	180/55 ZR 17 M/C (73W) TL	Angel GT	2.50	2.90	
1000 S	MZ 1000	1000	2003			2906900	120/70 ZR 17 M/C (58W) TL	Diablo Rosso Corsa II Fr.	2907100	180/55 ZR 17 M/C (73W) TL	Diablo Rosso Corsa II	2.50	2.90	
1000 S	MZ 1000	1000	2003		10	2635200	120/70 ZR 17 M/C (58W) TL	Diablo Rosso III Fr.	2635500	180/55 ZR 17 M/C (73W) TL	Diablo Rosso III	2.50	2.90	
1000 SF	MZ 1000	1000	2005		10	2812600	120/70 ZR 17 M/C (58W) V3 TL	Diablo Supercorsa SP Fr.	3310600	190/50 ZR 17 M/C (73W) V3 TL	Diablo Supercorsa SP	2.50	2.90	
1000 SF	MZ 1000	1000	2005		10	3111300	120/70 ZR 17 M/C (58W) TL	Angel GT II Fr.	3112000	180/55 ZR 17 M/C (73W) TL	Angel GT II	2.50	2.90	
1000 SF	MZ 1000	1000	2005		10	2812600	120/70 ZR 17 M/C (58W) V3 TL	Diablo Supercorsa SP Fr.	3106800	180/55 ZR 17 M/C (73W) V3 TL	Diablo Supercorsa SP	2.50	2.90	
1000 SF	MZ 1000	1000	2005			2387600	120/70 ZR 17 M/C (58W) TL	Angel GT Fr.	2317600	180/55 ZR 17 M/C (73W) TL	Angel GT	2.50	2.90	
1000 SF	MZ 1000	1000	2005			2166900	120/70 ZR 17 M/C (58W) TL	Diablo Supercorsa SP Fr.	2244800	180/55 ZR 17 M/C (73W) TL	Diablo Supercorsa SP	2.50	2.90	
1000 SF	MZ 1000	1000	2005		10	2906900	120/70 ZR 17 M/C (58W) TL	Diablo Rosso Corsa II Fr.	2907100	180/55 ZR 17 M/C (73W) TL	Diablo Rosso Corsa II	2.50	2.90	
1000 SF	MZ 1000	1000	2005		10	2166900	120/70 ZR 17 M/C (58W) TL	Diablo Supercorsa SP Fr.	2304300	190/50 ZR 17 M/C (73W) TL	Diablo Supercorsa SP	2.50	2.90	
1000 SF	MZ 1000	1000	2005		10	2635200	120/70 ZR 17 M/C (58W) TL	Diablo Rosso III Fr.	2635500	180/55 ZR 17 M/C (73W) TL	Diablo Rosso III	2.50	2.90	
1000 SF	MZ 1000	1000	2005			1430700	120/70 ZR 17 M/C (58W) TL	Diablo Fr.	1430000	180/55 ZR 17 M/C (73W) TL	Diablo	2.50	2.90	
1000 ST	MZ 1000	1000	2005		10	2812600	120/70 ZR 17 M/C (58W) V3 TL	Diablo Supercorsa SP Fr.	3310600	190/50 ZR 17 M/C (73W) V3 TL	Diablo Supercorsa SP	2.50	2.90	
1000 ST	MZ 1000	1000	2005		10	3111300	120/70 ZR 17 M/C (58W) TL	Angel GT II Fr.	3112000	180/55 ZR 17 M/C (73W) TL	Angel GT II	2.50	2.90	
1000 ST	MZ 1000	1000	2005			2387600	120/70 ZR 17 M/C (58W) TL	Angel GT Fr.	2321200	180/55 ZR 17 M/C (73W) TL	Angel GT A	2.50	2.90	
1000 ST	MZ 1000	1000	2005		10	2906900	120/70 ZR 17 M/C (58W) TL	Diablo Rosso Corsa II Fr.	2907100	180/55 ZR 17 M/C (73W) TL	Diablo Rosso Corsa II	2.50	2.90	
1000 ST	MZ 1000	1000	2005		10	2166900	120/70 ZR 17 M/C (58W) TL	Diablo Supercorsa SP Fr.	2304300	190/50 ZR 17 M/C (73W) TL	Diablo Supercorsa SP	2.50	2.90	
1000 ST	MZ 1000	1000	2005		10	2635200	120/70 ZR 17 M/C (58W) TL	Diablo Rosso III Fr.	2635500	180/55 ZR 17 M/C (73W) TL	Diablo Rosso III	2.50	2.90	
MZ 125 SM	MZ 125 SM	125	2001			2046800	110/70 - 17 M/C (54H) TL	Sport Demon Fr.	2589500	130/70 - 17 M/C (62H) TL	Sport Demon	2.00	2.00	
MZ 125 SX	MZ 125 SX	125	2001		23	1005200	90/90 - 21 M/C (54S) TT	MT 90 Front A/T	1004600	120/80 - 18 M/C (62S) TT	MT 90 A/T	1.90	2.00	
Baghira 660 Supermoto; S	MUZ 660 E	660	2007		10	2526300	120/70 ZR 17 M/C (58W) TL	Scorpion Trail II Fr.	2527200	160/60 ZR 17 M/C (69W) TL	Scorpion Trail II	2.30	2.50	
Baghira 660 Supermoto; S	MUZ 660 E	660	2007		10	2906900	120/70 ZR 17 M/C (58W) TL	Diablo Rosso Corsa II Fr.	2907000	160/60 ZR 17 M/C (69W) TL	Diablo Rosso Corsa II	2.30	2.50	
Baghira 660 Supermoto; S	MUZ 660 E	660	2007			2635200	120/70 ZR 17 M/C (58W) TL	Diablo Rosso III Fr.	2635400	160/60 ZR 17 M/C (69W) TL	Diablo Rosso III	2.30	2.50	
Baghira 660 Supermoto; S	MUZ 660 E	660	2007			2210400	120/70 R 17 M/C (58H) TL	Diablo Rosso II Fr.	2210600	160/60 R 17 M/C (69H) TL	Diablo Rosso II	2.30	2.50	
Baghira Street Moto; Black Panther	Muz 660 E	660	1999		10	2526300	120/70 ZR 17 M/C (58W) TL	Scorpion Trail II Fr.	2527200	160/60 ZR 17 M/C (69W) TL	Scorpion Trail II	1.90	2.40	

MZ (continued)	1999	1998	1997	1996	1995	1994	1993	1992	1991	1990	1989	1988	1987	1986	1985	1984	1983	1982	1981	1980	1979	1978	1977	1976	1975	1974	1973	1972	1971	1970	1969	1968	1967	1966	1965	1964	1963	1962	1961	1960	1959	1958	1957	1956	1955	1954	1953	1952	1951	1950
Baghira Street Moto; Black Panther	MUZ 660 E	660	1999		10	23	2906900	120/70 ZR 17 M/C (58W) TL	Diablo Rosso Corsa II Fr.	2907000	160/60 ZR 17 M/C (69W) TL	Diablo Rosso Corsa II	1.90	2.40																																				
Baghira Street Moto; Black Panther	MUZ 660 E	660	1999		23	2316900	120/60 ZR 17 M/C (55W) TL	Angel GT Fr.	Angel GT Fr.	2317400	160/60 ZR 17 M/C (69W) TL	Angel GT	1.90	2.40																																				
Baghira Street Moto; Black Panther	MUZ 660 E	660	1999		23	2635200	120/70 ZR 17 M/C (58W) TL	Diablo Rosso III Fr.	Diablo Rosso III Fr.	2635400	160/60 ZR 17 M/C (69W) TL	Diablo Rosso III	1.90	2.40																																				
Baghira Street Moto; Black Panther	MUZ 660 E	660	1999		10	2635100	120/60 ZR 17 M/C (55W) TL	Diablo Rosso III Fr.	Diablo Rosso III Fr.	2635400	160/60 ZR 17 M/C (69W) TL	Diablo Rosso III	1.90	2.40																																				
Baghira Street Moto; Black Panther	MUZ 660 E	660	1999		10	3111200	120/60 ZR 17 M/C (55W) TL	Angel GT II Fr.	Angel GT II Fr.	3111700	160/60 ZR 17 M/C (69W) TL	Angel GT II	1.90	2.40																																				
Baghira Street Moto; Black Panther	MUZ 660 E	660	1999		23	2210400	120/70 R 17 M/C 58H TL	Diablo Rosso II Fr.	Diablo Rosso II Fr.	2210600	160/60 R 17 M/C 69H TL	Diablo Rosso II	1.90	2.40																																				
Baghira Street Moto; Black Panther	MUZ 660 E	660	1999		23	2210300	120/60 R 17 M/C 55H TL	Diablo Rosso II Fr.	Diablo Rosso II Fr.	2210600	160/60 R 17 M/C 69H TL	Diablo Rosso II	1.90	2.40																																				
Baghira Street Moto; Black Panther	MUZ 660 E	660	1999		23	2595800	120/60 ZR 17 M/C (55W) TL	Angel ST Fr.	Angel ST Fr.	1868800	160/60 ZR 17 M/C (69W) TL	Angel ST	1.90	2.40																																				
Baghira Street Moto; Black Panther	MUZ 660 E	660	1999		23	1430700	120/70 ZR 17 M/C (58W) TL	Diablo Fr.	Diablo Fr.	1430400	160/60 ZR 17 M/C (69W) TL	Diablo	1.90	2.40																																				
Baghira; Forest	MUZ 660 E	660	1998		23	1745300	90/90 - 21 M/C 54R MST TT	Scorpion Rally Fr.	Scorpion Rally Fr.	1688700	140/80 - 18 M/C 70R MST TT	Scorpion Rally	1.80	2.20																																				
Baghira; Forest	MUZ 660 E	660	1998		23	3745900	90/90 - 21 M/C 54R TT	MT 21 Fr.	MT 21 Fr.	0341000	140/80 - 18 M/C 70R TT	MT 21	1.80	2.20																																				
Baghira; Forest	MUZ 660 E	660	1998		23	1005200	90/90 - 21 M/C 54S TT	MT 90 Front A/T	MT 90 Front A/T	1004600	120/80 - 18 M/C 62S TT	MT 90 A/T	1.80	2.20																																				
Baghira; Forest	MUZ 660 E	660	1998		23	1005200	90/90 - 21 M/C 54S TT	MT 90 Front A/T	MT 90 Front A/T	1017100	140/80 - 18 M/C 70S TT	MT 90 A/T	1.80	2.20																																				
ETZ 250, Gespamn	ETZ 250	250				1966900	2.75 - 18 M/C 42P TL	City Demon Fr.	City Demon Fr.	2584100	3.50 - 18 M/C 62P reinf.TT	City Demon	1.50	1.90																																				
ETZ 250, Gespamn	ETZ 250	250				2375600	3.00 - 18 M/C 47S TL	City Demon Fr.	City Demon Fr.	2584100	3.50 - 18 M/C 62P reinf.TT	City Demon	1.50	1.90																																				
Mantiz Z125		125	2005			3445500	2.50 - 17 M/C 43P reinf.TT	Angel City	Angel City	3445600	2.75 - 17 M/C 47P reinf.TT	Angel City	-	-																																				
Mastiff	MUZ 660 E; FE-3	660	1998	1998	10	2919800	120/70 R 17 M/C 58H M+S TL	Scorpion Rally STR Fr.	Scorpion Rally STR Fr.	2808200	150/60 R 17 M/C 66H M+S TL	Scorpion Rally STR	1.90	2.40																																				
Mastiff	MUZ 660 E; FE-3	660	1998	1998	10	2526300	120/70 ZR 17 M/C (58W) TL	Scorpion Trail II Fr.	Scorpion Trail II Fr.	2527200	160/60 ZR 17 M/C (69W) TL	Scorpion Trail II	1.90	2.40																																				
Mastiff	MUZ 660 E; FE-3	660	1998	1998	23	2316900	120/60 ZR 17 M/C (55W) TL	Angel GT Fr.	Angel GT Fr.	2317400	160/60 ZR 17 M/C (69W) TL	Angel GT	1.90	2.40																																				
Mastiff	MUZ 660 E; FE-3	660	1998	1998	10	3111200	120/60 ZR 17 M/C (55W) TL	Angel GT II Fr.	Angel GT II Fr.	3111700	160/60 ZR 17 M/C (69W) TL	Angel GT II	1.90	2.40																																				
Mastiff	MUZ 660 E; FE-3	660	1998	1998	10	2812600	120/70 ZR 17 M/C (58W) V3 TL	Diablo Supercorsa SP Fr.	Diablo Supercorsa SP Fr.	3657200	150/60 ZR 17 M/C 66W V3 TL	Diablo Supercorsa SP	1.90	2.40																																				
Mastiff	MUZ 660 E; FE-3	660	1998	1998	10	2635100	120/60 ZR 17 M/C (55W) TL	Diablo Rosso III Fr.	Diablo Rosso III Fr.	2635300	150/60 ZR 17 M/C 66W TL	Diablo Rosso III	1.90	2.40																																				
Mastiff	MUZ 660 E; FE-3	660	1998	1998	23	2635200	120/60 ZR 17 M/C (58W) TL	Diablo Rosso III Fr.	Diablo Rosso III Fr.	2635400	160/60 ZR 17 M/C (69W) TL	Diablo Rosso III	1.90	2.40																																				
Mastiff	MUZ 660 E; FE-3	660	1998	1998	10	2635100	120/60 ZR 17 M/C (55W) TL	Diablo Rosso III Fr.	Diablo Rosso III Fr.	2635400	160/60 ZR 17 M/C (69W) TL	Diablo Rosso III	1.90	2.40																																				
Mastiff	MUZ 660 E; FE-3	660	1998	1998	10	2906900	120/70 ZR 17 M/C (58W) TL	Diablo Rosso Corsa II Fr.	Diablo Rosso Corsa II Fr.	2907000	160/60 ZR 17 M/C (69W) TL	Diablo Rosso Corsa II	1.90	2.40																																				
Mastiff	MUZ 660 E; FE-3	660	1998	1998	23	2635200	120/70 ZR 17 M/C (58W) TL	Diablo Rosso III Fr.	Diablo Rosso III Fr.	2635300	150/60 ZR 17 M/C 66W TL	Diablo Rosso III	1.90	2.40																																				
Mastiff	MUZ 660 E; FE-3	660	1998	1998	23	2210400	120/70 R 17 M/C 58H TL	Diablo Rosso II Fr.	Diablo Rosso II Fr.	2210800	160/60 R 17 M/C 69H TL	Diablo Rosso II	1.90	2.40																																				
Mastiff	MUZ 660 E; FE-3	660	1998	1998	23	2210400	120/70 R 17 M/C 58H TL	Diablo Rosso II Fr.	Diablo Rosso II Fr.	2210800	160/60 R 17 M/C 69H TL	Diablo Rosso II	1.90	2.40																																				
Mastiff	MUZ 660 E; FE-3	660	1998	1998	23	2210300	120/60 R 17 M/C 55H TL	Diablo Rosso II Fr.	Diablo Rosso II Fr.	2210500	150/60 R 17 M/C 66H TL	Diablo Rosso II	1.90	2.40																																				
Mastiff	MUZ 660 E; FE-3	660	1998	1998	23	2210300	120/60 R 17 M/C 55H TL	Diablo Rosso II Fr.	Diablo Rosso II Fr.	2210500	150/60 R 17 M/C 66H TL	Diablo Rosso II	1.90	2.40																																				
Mastiff	MUZ 660 E; FE-3	660	1998	1998	23	2595800	120/60 ZR 17 M/C (55W) TL	Angel ST Fr.	Angel ST Fr.	1868800	160/60 ZR 17 M/C (69W) TL	Angel ST	1.90	2.40																																				
Mastiff	MUZ 660 E; FE-3	660	1998	1998	23	1430700	120/70 ZR 17 M/C (58W) TL	Diablo Fr.	Diablo Fr.	1430400	160/60 ZR 17 M/C (69W) TL	Diablo	1.90	2.40																																				
Moskito 125	AE	125	2001			2769700	120/70 - 12 51P TL	Angel Scooter Fr.	Angel Scooter Fr.	2771000	130/70 - 12 62P reinf.TL	Angel Scooter	-	-																																				
Moskito 125	AE	125	2001			2925400	120/70 - 12 58P reinf.TL	Diablo Rosso Scooter	Diablo Rosso Scooter	2925500	130/70 - 12 62P reinf.TL	Diablo Rosso Scooter	-	-																																				
Moskito 50		50	1997			2583700	100/80 - 10 53L TL	SL 38 UNICO	SL 38 UNICO	2583700	100/80 - 10 53L TL	SL 38 UNICO	1.50	2.20																																				
Moskito 50		50	1997			0531800	100/80 - 10 53J TL	SL 26	SL 26	0531800	100/80 - 10 53J TL	SL 26	1.50	2.20																																				
Moskito SX	JP	50	2001			0737100	120/90 - 10 66J TL	SL 26	SL 26	0791900	130/90 - 10 61J TL	SL 26	-	-																																				
Moskito SX	JP	50	2001			0550500	120/90 - 10 57J TL	SL 60	SL 60	0550800	130/90 - 10 61J TL	SL 60	-	-																																				
Red Star 500 MY 1994 -	MZ500RS; MZ500RSX	500	1994		10	1419300	90/90 - 18 M/C 51H TT	City Demon Fr.	City Demon Fr.	1404300	110/80 - 18 M/C 58H TL	Sport Demon	-	-																																				
RT 125		125	2000			2046800	110/70 - 17 M/C 54H TL	Sport Demon Fr.	Sport Demon Fr.	2589500	130/70 - 17 M/C 62H TL	Sport Demon	-	-																																				
RT 125		125	2000			2042200	110/70 - 17 M/C 54S TL	Angel City	Angel City	3243400	130/70 - 17 M/C 62S TL	Angel City	-	-																																				
RT 125 Classic (Spokewheel)		125				2046800	110/70 - 17 M/C 54H TL	Sport Demon Fr.	Sport Demon Fr.	2589500	130/70 - 17 M/C 62H TL	Sport Demon	-	-																																				
RT 125 Classic (Spokewheel)		125				2702200	110/70 - 17 M/C 54S TL	Angel City	Angel City	3243400	130/70 - 17 M/C 62S TL	Angel City	-	-																																				
Saxon Voyager 500	MZ 500 NR/VX	500			10	2584000	90/90 - 18 M/C 57P reinf.TT	City Demon	City Demon	1545700	120/90 - 16 M/C 63S TL	City Demon	2.00	2.50																																				
Silver Star 500 Classic MY 1994 -	MZ500RS; MZ500RSX	500	1994		10	1419300	90/90 - 18 M/C 51H TT	City Demon Fr.	City Demon Fr.	1404300	110/80 - 18 M/C 58H TL	Sport Demon	2.00	2.50																																				
Skorpion Replica	MUZ 660	660			10	3111200	120/60 ZR 17 M/C (55W) TL	Angel GT II Fr.	Angel GT II Fr.	3111700	160/60 ZR 17 M/C (69W) TL	Angel GT II	2.00	2.50																																				
Skorpion Replica	MUZ 660	660				2316900	120/60 ZR 17 M/C (55W) TL	Angel GT Fr.	Angel GT Fr.	2317400	160/60 ZR 17 M/C (69W) TL	Angel GT	2.00	2.50																																				
Skorpion Replica	MUZ 660	660				2635100	120/60 ZR 17 M/C (55W) TL	Diablo Rosso III Fr.	Diablo Rosso III Fr.	2635400	160/60 ZR 17 M/C (69W) TL	Diablo Rosso III	2.00	2.50																																				
Skorpion Replica	MUZ 660	660				2210300	120/60 R 17 M/C 55H TL	Diablo Rosso II Fr.	Diablo Rosso II Fr.	2210600	160/60 R 17 M/C 69H TL	Diablo Rosso II	2.00	2.50																																				
Skorpion Replica	MUZ 660	660				2070000	120/60 ZR 17 M/C (55W) TL	Diablo Rosso II Fr.	Diablo Rosso II Fr.	2070200	160/60 ZR 17 M/C (69W) TL	Diablo Rosso II	2.00	2.50																																				
Skorpion Replica	MUZ 660	660				2595800	120/60 ZR 17 M/C (55W) TL	Angel ST Fr.	Angel ST Fr.	1868800	160/60 ZR 17 M/C (69W) TL	Angel ST	2.00	2.50																																				
Skorpion Sport	MUZ 660	660	1994	1996	10	2854900	110/70 R 17 M/C 54H TL	Diablo Rosso III Fr.	Diablo Rosso III Fr.	2855100	150/60 R 17 M/C 66H TL	Diablo Rosso III	1.90	2.40																																				



MODEL	TYPE	CC	MY From	MY To	Footnotes	FRONT			REAR			Pressure	
						IP-Code	Dimension	Tread	IP-Code	Dimension	Tread	Front	Rear
MZ (continued)													
Skorpion Sport	MUZ 660	660	1994	1996		2635000	110/70 ZR 17 M/C 54W TL	Diablo Rosso III Fr.	2635300	150/60 ZR 17 M/C 66W TL	Diablo Rosso III	1.90	2.40
Skorpion Sport	MUZ 660	660	1994	1996		2072500	110/70 R 17 M/C 54H TL	Diablo Rosso II Fr.	2210500	150/60 R 17 M/C 66H TL	Diablo Rosso II	1.90	2.40
Skorpion SPORT CUP	MUZ 660, SES-2	660			10	2854900	110/70 R 17 M/C 54H TL	Diablo Rosso III Fr.	2855100	150/60 R 17 M/C 66H TL	Diablo Rosso III	1.90	2.40
Skorpion SPORT CUP	MUZ 660, SES-2	660			10	2635000	110/70 ZR 17 M/C 54W TL	Diablo Rosso III Fr.	2635300	150/60 ZR 17 M/C 66W TL	Diablo Rosso III	1.90	2.40
Skorpion SPORT CUP	MUZ 660, SES-2	660				2072500	110/70 R 17 M/C 54H TL	Diablo Rosso II Fr.	2210500	150/60 R 17 M/C 66H TL	Diablo Rosso II	1.90	2.40
Skorpion Tour MY 1994 -	MUZ 660	660	1994	1994		2046800	110/70 R 17 M/C 54H TL	Sport Demon Fr.	1343200	130/80 - 17 M/C 65H TL	Sport Demon	1.90	2.40
Skorpion Tour MY 1994 -	MUZ 660	660	1994	1994	10	2854900	110/70 R 17 M/C 54H TL	Diablo Rosso III Fr.	2855100	150/60 R 17 M/C 66H TL	Diablo Rosso III	1.90	2.40
Skorpion Tour MY 1994 -	MUZ 660	660	1994	1994	10	2808100	110/70 R 17 M/C 54H M+S TL	Scorpion Rally STR Fr.	2808200	150/60 R 17 M/C 66H M+S TL	Scorpion Rally STR	1.90	2.40
Skorpion Tour MY 1994 -	MUZ 660	660	1994	1994		2635000	110/70 ZR 17 M/C 54W TL	Diablo Rosso III Fr.	2635300	150/60 ZR 17 M/C 66W TL	Diablo Rosso III	1.90	2.40
Skorpion Tour MY 1994 -	MUZ 660	660	1994	1994	10	2433400	110/70 R 17 M/C 54H TL	MT 60 RS Fr.	2433500	150/60 R 17 M/C 66H TL	MT 60 RS	1.90	2.40
Skorpion Tour MY 1994 -	MUZ 660	660	1994	1994		2072500	110/70 R 17 M/C 54H TL	Diablo Rosso II Fr.	2210500	150/60 R 17 M/C 66H TL	Diablo Rosso II	1.90	2.40
Skorpion Tour MY 1994 -	MUZ 660	660	1994	1994	10	2854900	110/70 R 17 M/C 54H TL	Diablo Rosso III Fr.	2855100	150/60 R 17 M/C 66H TL	Diablo Rosso III	1.90	2.40
Skorpion Tour MY 1995 - 1996	MUZ 660	660	1995	1996		20808100	110/70 R 17 M/C 54H M+S TL	Scorpion Rally STR Fr.	2808200	150/60 R 17 M/C 66H M+S TL	Scorpion Rally STR	1.90	2.40
Skorpion Tour MY 1995 - 1996	MUZ 660	660	1995	1996	10	2854900	110/70 R 17 M/C 54H TL	Diablo Rosso III Fr.	2855100	150/60 R 17 M/C 66H TL	Diablo Rosso III	1.90	2.40
Skorpion Tour MY 1995 - 1996	MUZ 660	660	1995	1996		2635000	110/70 ZR 17 M/C 54W TL	Diablo Rosso III Fr.	2635300	150/60 ZR 17 M/C 66W TL	Diablo Rosso III	1.90	2.40
Skorpion Tour MY 1995 - 1996	MUZ 660	660	1995	1996	10	2433400	110/70 R 17 M/C 54H TL	MT 60 RS Fr.	2433500	150/60 R 17 M/C 66H TL	MT 60 RS	1.90	2.40
Skorpion Tour MY 1995 - 1996	MUZ 660	660	1995	1996		2072500	110/70 R 17 M/C 54H TL	Diablo Rosso II Fr.	2210500	150/60 R 17 M/C 66H TL	Diablo Rosso II	1.90	2.40
Skorpion Traveler	MUZ 660	660	1996	1996	10	2854900	110/70 R 17 M/C 54H TL	Diablo Rosso III Fr.	2855100	150/60 R 17 M/C 66H TL	Diablo Rosso III	1.90	2.40
Skorpion Traveler	MUZ 660	660	1996	1996	10	2808100	110/70 R 17 M/C 54H M+S TL	Scorpion Rally STR Fr.	2808200	150/60 R 17 M/C 66H M+S TL	Scorpion Rally STR	1.90	2.40
Skorpion Traveler	MUZ 660	660	1996	1996		2635000	110/70 ZR 17 M/C 54W TL	Diablo Rosso III Fr.	2635300	150/60 ZR 17 M/C 66W TL	Diablo Rosso III	1.90	2.40
Skorpion Traveler	MUZ 660	660	1996	1996	10	2433400	110/70 R 17 M/C 54H TL	MT 60 RS Fr.	2433500	150/60 R 17 M/C 66H TL	MT 60 RS	1.90	2.40
Skorpion Traveler	MUZ 660	660	1996	1996		2072500	110/70 R 17 M/C 54H TL	Diablo Rosso II Fr.	2210500	150/60 R 17 M/C 66H TL	Diablo Rosso II	1.90	2.40
TS 125	TS125	125				1966900	2.75 - 18 M/C 42P TL	City Demon Fr.	3745300	3.00 - 18 M/C 52P reinf. TL	City Demon	1.50	1.90
TS 150	TS150	150				1966900	2.75 - 18 M/C 42P TL	City Demon Fr.	3745300	3.00 - 18 M/C 52P reinf. TL	City Demon	1.50	1.90
NORTON													
Commando 961 Cafe Racer	COM 01	1000	2011	2011		3111300	120/70 ZR 17 M/C (58W) TL	Angel GT II Fr.	3112000	180/55 ZR 17 M/C (73W) TL	Angel GT II	2.50	2.90
Commando 961 Cafe Racer	COM 01	1000	2011	2011	10	2387600	120/70 ZR 17 M/C (58W) TL	Angel GT Fr.	2317600	180/55 ZR 17 M/C (73W) TL	Angel GT	2.50	2.90
Commando 961 Cafe Racer	COM 01	1000	2011	2011	10	2635200	120/70 ZR 17 M/C (58W) TL	Diablo Rosso III Fr.	2635500	180/55 ZR 17 M/C (73W) TL	Diablo Rosso III	2.50	2.90
PEUGEOT													
103 SP		50				0244300	2 1/4 - 17 39J reinf.	ML 12	0244300	2 1/4 - 17 39J reinf.	ML 12	-	-
Belville 125 (all versions)		125			10	2770800	110/70 - 16 M/C 52S TL	Angel Scooter Fr.	2902800	110/80 - 14 M/C 59S reinf. TL	Angel Scooter	-	-
Buxy, RS		50	1994	2001		0737100	120/90 - 10 66J TL	SL 26	0791900	130/90 - 10 61J TL	SL 26	1.30	2.00
Buxy, RS		50	1994	2001		0550500	120/90 - 10 57J TL	SL 60	0550800	130/90 - 10 61J TL	SL 60	1.30	2.00
Citystar 125 (all versions)		125	2012	2012		2770100	120/70 - 13 M/C 53P TL	Angel Scooter Fr.	2771400	130/60 - 13 M/C 60P reinf. TL	Angel Scooter	1.80	2.00
Citystar 200i		200	2013	2013		2770100	120/70 - 13 M/C 53P TL	Angel Scooter Fr.	2771400	130/60 - 13 M/C 60P reinf. TL	Angel Scooter	1.80	2.00
Citystar 50		50	2013	2013		2770100	120/70 - 13 M/C 53P TL	Angel Scooter Fr.	2771400	130/60 - 13 M/C 60P reinf. TL	Angel Scooter	2.00	2.20
Django 125 (all versions)		125	2014	2014		2769700	120/70 - 12 51P TL	Angel Scooter Fr.	2770900	120/70 - 12 58P reinf. TL	Angel Scooter	1.80	2.00
Django 125 (all versions)		125	2014	2014		2925400	120/70 - 12 58P reinf. TL	Diablo Rosso Scooter	2925400	120/70 - 12 58P reinf. TL	Diablo Rosso Scooter	1.80	2.00
Django 150		150	2014	2014		2769700	120/70 - 12 51P TL	Angel Scooter Fr.	2770900	120/70 - 12 58P reinf. TL	Angel Scooter	1.80	2.00
Django 150		150	2014	2014		2925400	120/70 - 12 58P reinf. TL	Diablo Rosso Scooter	2925400	120/70 - 12 58P reinf. TL	Diablo Rosso Scooter	1.80	2.00
Django 50		50	2014	2014		2769700	120/70 - 12 51P TL	Angel Scooter Fr.	2770900	120/70 - 12 58P reinf. TL	Angel Scooter	1.80	2.00
Django 50		50	2014	2014		2925400	120/70 - 12 58P reinf. TL	Diablo Rosso Scooter	2925400	120/70 - 12 58P reinf. TL	Diablo Rosso Scooter	1.80	2.00
Django 50 4T Summer		50	2014	2014	10	2925400	120/70 - 12 58P reinf. TL	Diablo Rosso Scooter	2925400	120/70 - 12 58P reinf. TL	Diablo Rosso Scooter	1.80	2.00
Django 50 4T Summer		50	2014	2014	10	2769700	120/70 - 12 51P TL	Angel Scooter Fr.	2770900	120/70 - 12 58P reinf. TL	Angel Scooter	-	-
Elyseo 100		100	1999	1999		2769700	120/70 - 12 51P TL	Angel Scooter Fr.	2771000	130/70 - 12 62P reinf. TL	Angel Scooter	1.30	2.50
Elyseo 100		100	1999	1999		2925400	120/70 - 12 58P reinf. TL	Diablo Rosso Scooter	2925500	130/70 - 12 62P reinf. TL	Diablo Rosso Scooter	1.30	2.50
Elyseo 125		125				2769700	120/70 - 12 51P TL	Angel Scooter Fr.	2771000	130/70 - 12 62P reinf. TL	Angel Scooter	1.30	1.60
Elyseo 125		125				2769700	120/70 - 12 51P TL	Angel Scooter Fr.	2771100	140/70 - 12 65P reinf. TL	Angel Scooter	1.30	1.60
Elyseo 125		125				2925400	120/70 - 12 58P reinf. TL	Diablo Rosso Scooter	2925500	130/70 - 12 62P reinf. TL	Diablo Rosso Scooter	1.30	1.60

PEUGEOT (continued)

Elyseo 150	150	2001					2769700	120/70 - 12 51P TL	Angel Scooter Fr.	2771000	130/70 - 12 62P reinf. TL	Angel Scooter	1.30	1.60
Elyseo 150	150	2001				2769700	120/70 - 12 51P TL	120/70 - 12 51P TL	Angel Scooter Fr.	2771100	140/70 - 12 65P reinf. TL	Angel Scooter	1.30	1.60
Elyseo 150	150	2001				2925400	120/70 - 12 58P reinf. TL	120/70 - 12 58P reinf. TL	Diablo Rosso Scooter	2925500	130/70 - 12 62P reinf. TL	Diablo Rosso Scooter	1.30	1.60
Elyseo 50	50	1999				2769700	120/70 - 12 51P TL	120/70 - 12 51P TL	Angel Scooter Fr.	2770900	120/70 - 12 58P reinf. TL	Angel Scooter	1.30	1.60
Elyseo 50	50	1999				2769700	120/70 - 12 51P TL	120/70 - 12 51P TL	Angel Scooter Fr.	2771000	130/70 - 12 62P reinf. TL	Angel Scooter	1.30	1.60
Elyseo 50	50	1999				2925400	120/70 - 12 58P reinf. TL	120/70 - 12 58P reinf. TL	Diablo Rosso Scooter	2925400	120/70 - 12 62P reinf. TL	Diablo Rosso Scooter	1.30	1.60
Elyseo 50	50	1999				2925400	120/70 - 12 58P reinf. TL	120/70 - 12 58P reinf. TL	Diablo Rosso Scooter	2925400	130/70 - 12 62P reinf. TL	Diablo Rosso Scooter	1.30	1.60
Elystar 125 / 150	125	2003				2769700	120/70 - 12 51P TL	120/70 - 12 51P TL	Angel Scooter Fr.	2771100	140/70 - 12 65P reinf. TL	Angel Scooter	1.60	1.80
Elystar 125 / 150	125	2003				2769700	120/70 - 12 51P TL	120/70 - 12 51P TL	Angel Scooter Fr.	2771000	130/70 - 12 62P reinf. TL	Angel Scooter	1.60	1.80
Elystar 125 / 150	125	2003				2925400	120/70 - 12 58P reinf. TL	120/70 - 12 58P reinf. TL	Diablo Rosso Scooter	2925500	130/70 - 12 62P reinf. TL	Diablo Rosso Scooter	1.60	1.80
Elystar 50	50	2003				2769700	120/70 - 12 51P TL	120/70 - 12 51P TL	Angel Scooter Fr.	2771000	130/70 - 12 62P reinf. TL	Angel Scooter	1.30	1.60
Elystar 50	50	2003				2769700	120/70 - 12 51P TL	120/70 - 12 51P TL	Angel Scooter Fr.	2770900	120/70 - 12 58P reinf. TL	Angel Scooter	1.30	1.60
Elystar 50	50	2003				2925400	120/70 - 12 58P reinf. TL	120/70 - 12 58P reinf. TL	Diablo Rosso Scooter	2925400	120/70 - 12 58P reinf. TL	Diablo Rosso Scooter	1.30	1.60
Elystar 50	50	2003				2925400	120/70 - 12 58P reinf. TL	120/70 - 12 58P reinf. TL	Diablo Rosso Scooter	2925500	130/70 - 12 62P reinf. TL	Diablo Rosso Scooter	1.30	1.60
Fox 50	50					0947600	2 1/2 - 16 42J reinf.	2 1/2 - 16 42J reinf.	ML 75	0947700	2 3/4 - 16 46J reinf.	ML 75	-	-
Fox 50	50					0244100	2 1/2 - 16 42J reinf.	2 1/2 - 16 42J reinf.	ML 12	0947700	2 3/4 - 16 46J reinf.	ML 75	-	-
Geopolis 125	125					2770700	110/70 - 16 M/C 52P TL	110/70 - 16 M/C 52P TL	Angel Scooter	2772400	140/70 - 16 M/C 65P TL	Angel Scooter	2.10	2.30
Geopolis 250	250	2006				2770700	110/70 - 16 M/C 52P TL	110/70 - 16 M/C 52P TL	Angel Scooter	2772400	140/70 - 16 M/C 65P TL	Angel Scooter	2.10	2.40
Geopolis 300 Evolution	300	2013				2770700	110/70 - 16 M/C 52P TL	110/70 - 16 M/C 52P TL	Angel Scooter	2772400	140/70 - 16 M/C 65P TL	Angel Scooter	2.10	2.40
Geopolis 400; 500	400					2770800	110/70 - 16 M/C 52S TL	110/70 - 16 M/C 52S TL	Angel Scooter Fr.	2771700	140/70 - 14 M/C 68S reinf. TL	Angel Scooter	2.10	2.40
Geopolis 400; 500	400					2770800	110/70 - 16 M/C 52S TL	110/70 - 16 M/C 52S TL	Angel Scooter Fr.	2771900	150/70 - 14 M/C 66S TL	Angel Scooter	2.10	2.40
Jet Force 125	125					2771400	130/60 - 13 M/C 60P reinf. TL	130/60 - 13 M/C 60P reinf. TL	Angel Scooter	2771300	140/60 - 13 M/C 63P reinf. TL	Angel Scooter	2.00	2.20
Jet Force 125 Compr.	125					2771400	130/60 - 13 M/C 60P reinf. TL	130/60 - 13 M/C 60P reinf. TL	Angel Scooter	2771300	140/60 - 13 M/C 63P reinf. TL	Angel Scooter	2.00	2.20
Jet Force 50	50	2013				2771400	130/60 - 13 M/C 60P reinf. TL	130/60 - 13 M/C 60P reinf. TL	Angel Scooter	2771400	130/60 - 13 M/C 60P reinf. TL	Angel Scooter	2.00	2.20
Jet Force C-Tech	50					2769700	120/70 - 12 51P TL	120/70 - 12 51P TL	Angel Scooter Fr.	2771000	130/70 - 12 62P reinf. TL	Angel Scooter	1.80	2.00
Jet Force C-Tech	50					2925400	120/70 - 12 58P reinf. TL	120/70 - 12 58P reinf. TL	Diablo Rosso Scooter	2925500	130/70 - 12 62P reinf. TL	Diablo Rosso Scooter	1.80	2.00
Jet Force TSDI & C-Tech	50					2771400	130/60 - 13 M/C 60P reinf. TL	130/60 - 13 M/C 60P reinf. TL	Angel Scooter	2771400	130/60 - 13 M/C 60P reinf. TL	Angel Scooter	1.80	2.00
Kisbee 100	125	2013				2903100	100/90 - 10 56J TL	100/90 - 10 56J TL	Angel Scooter	2903100	100/90 - 10 56J TL	Angel Scooter	1.80	2.00
Kisbee 50 (all versions)	50					2769500	110/70 - 12 47P TL	110/70 - 12 47P TL	Angel Scooter	2769500	110/70 - 12 47P TL	Angel Scooter	-	-
Kisbee Street Zone 12" 2T	50					2769700	120/70 - 12 51P TL	120/70 - 12 51P TL	Angel Scooter Fr.	2771000	130/70 - 12 62P reinf. TL	Angel Scooter	1.60	1.80
Kisbee Street Zone 12" 2T	50					2925400	120/70 - 12 58P reinf. TL	120/70 - 12 58P reinf. TL	Diablo Rosso Scooter	2925500	130/70 - 12 62P reinf. TL	Diablo Rosso Scooter	1.60	1.80
Ludix	50					2769700	120/70 - 12 51P TL	120/70 - 12 51P TL	Angel Scooter Fr.	2771000	130/70 - 12 62P reinf. TL	Angel Scooter	1.60	1.80
Ludix	50					2925400	120/70 - 12 58P reinf. TL	120/70 - 12 58P reinf. TL	Diablo Rosso Scooter	2925500	130/70 - 12 62P reinf. TL	Diablo Rosso Scooter	1.60	1.80
Ludix one	50	2005				2902900	90/90 - 10 50J TL	90/90 - 10 50J TL	Angel Scooter	2902900	90/90 - 10 50J TL	Angel Scooter	1.80	2.00
Ludix Snake, Blaster, Techmo S.	50	2005				0737100	120/90 - 10 66J TL	120/90 - 10 66J TL	SL 26	0791900	130/90 - 10 61J TL	SL 26	1.30	1.60
Ludix Snake, Blaster, Techmo S.	50	2005				0550500	120/90 - 10 57J TL	120/90 - 10 57J TL	SL 60	0550800	130/90 - 10 61J TL	SL 60	1.30	1.60
Ludix trend	50	2005				0631800	100/80 - 10 53J TL	100/80 - 10 53J TL	SL 26	0532000	110/80 - 10 58J TL	SL 26	2.00	2.20
Metal-X	50	2003				0550500	120/90 - 10 57J TL	120/90 - 10 57J TL	SL 60	0550800	130/90 - 10 61J TL	SL 60	-	-
Metal-X	50	2003				0737100	120/90 - 10 66J TL	120/90 - 10 66J TL	SL 26	0791900	130/90 - 10 61J TL	SL 26	-	-
Metropolis 400 (all versions)	400	2017				2769900	110/70 - 13 M/C 48P TL	110/70 - 13 M/C 48P TL	Angel Scooter Fr.	2771700	140/70 - 14 M/C 68S reinf. TL	Angel Scooter	1.60	2.40
Metropolis 400i; RS (3 Wheeler)	400	2014				2769800	120/70 - 12 51S TL	120/70 - 12 51S TL	Angel Scooter Fr.	2771700	140/70 - 14 M/C 68S reinf. TL	Angel Scooter	1.60	2.40
NK7 Naked	50					2583900	100/80 - 17 M/C 52H TL	100/80 - 17 M/C 52H TL	Sport Demon Fr.	2589500	130/70 - 17 M/C 62H TL	Sport Demon	1.50	2.00
Satelis 125 (all versions)	125	2006				2770300	120/70 - 14 M/C 55P TL	120/70 - 14 M/C 55P TL	Angel Scooter Fr.	2771300	140/60 - 13 M/C 63P reinf. TL	Angel Scooter	2.10	2.20
Satelis 2 300	300	2013				2770300	120/70 - 14 M/C 55P TL	120/70 - 14 M/C 55P TL	Angel Scooter Fr.	2771300	140/60 - 13 M/C 63P reinf. TL	Angel Scooter	2.10	2.20
Satelis 2 400	400	2014				2768500	120/70 - 14 M/C 55S TL	120/70 - 14 M/C 55S TL	Diablo Rosso Scooter Fr.	2769200	150/70 - 14 M/C 66S TL	Diablo Rosso Scooter	2.10	2.40
Satelis 2 400	400	2014				2770300	120/70 - 14 M/C 55P TL	120/70 - 14 M/C 55P TL	Angel Scooter Fr.	2771700	140/70 - 14 M/C 68S reinf. TL	Angel Scooter	2.10	2.40
Satelis 2 400	400	2014				2770300	120/70 - 14 M/C 55P TL	120/70 - 14 M/C 55P TL	Angel Scooter Fr.	2771600	140/70 - 14 M/C 68P reinf. TL	Angel Scooter	2.10	2.40
Satelis 2 400	400	2014				2770300	120/70 - 14 M/C 55P TL	120/70 - 14 M/C 55P TL	Angel Scooter Fr.	2771800	150/70 - 14 M/C 66P TL	Angel Scooter	2.10	2.40
Satelis 2 400	400	2014				2770300	120/70 - 14 M/C 55P TL	120/70 - 14 M/C 55P TL	Angel Scooter Fr.	2771900	150/70 - 14 M/C 66S TL	Angel Scooter	2.10	2.40
Satelis 250	250	2006				2770300	120/70 - 14 M/C 55P TL	120/70 - 14 M/C 55P TL	Angel Scooter Fr.	2771300	140/60 - 13 M/C 63P reinf. TL	Angel Scooter	2.10	2.20
Satelis 400; 500	400	2008				2768500	120/70 - 14 M/C 55S TL	120/70 - 14 M/C 55S TL	Diablo Rosso Scooter Fr.	2769200	150/70 - 14 M/C 66S TL	Diablo Rosso Scooter	2.10	2.40
SC 80 L	80					2903000	3.50 - 10 59J reinf. TL	3.50 - 10 59J reinf. TL	Angel Scooter	2903000	3.50 - 10 59J reinf. TL	Angel Scooter	1.80	2.50



MODEL	TYPE	CC	MY From	MY To	Footnotes	FRONT			REAR			Pressure	
						IP-Code	Dimension	Tread	IP-Code	Dimension	Tread	Front	Rear
Scooter electric		50				0531800	100/80 - 10 53J TL	SL 26	0532000	110/80 - 10 58J TL	SL 26	-	-
SP3 A		50				0244300	2 1/4 - 17 39J reinf.	ML 12	0244300	2 1/4 - 17 39J reinf.	ML 12	-	-
Speed		50	1997			2769700	120/70 - 12 51P TL	Angel Scooter Fr.	2771000	130/70 - 12 62P reinf. TL	Angel Scooter	-	-
Speed		50	1997			2925400	120/70 - 12 58P reinf. TL	Diablo Rosso Scooter	2925500	130/70 - 12 62P reinf. TL	Diablo Rosso Scooter	-	-
Speedake, F1		50				2769700	120/70 - 12 51P TL	Angel Scooter Fr.	2771000	130/70 - 12 62P reinf. TL	Angel Scooter	-	-
Speedake, F1		50	2001			2925400	120/70 - 12 58P reinf. TL	Diablo Rosso Scooter	2925500	130/70 - 12 62P reinf. TL	Diablo Rosso Scooter	1.30	2.00
Speedflight (2) 100		100	2001			2769700	120/70 - 12 51P TL	Angel Scooter Fr.	2771000	140/70 - 12 65P reinf. TL	Angel Scooter	1.30	2.00
Speedflight (2) 100		100	2001			2769700	120/70 - 12 51P TL	Angel Scooter Fr.	2771000	130/70 - 12 62P reinf. TL	Angel Scooter	1.30	1.60
Speedflight (2) 100		100	2001			2925400	120/70 - 12 58P reinf. TL	Diablo Rosso Scooter	2925500	130/70 - 12 62P reinf. TL	Diablo Rosso Scooter	1.30	1.60
Speedflight 1 & 2		50	1997			2769700	120/70 - 12 51P TL	Angel Scooter Fr.	2771000	130/70 - 12 62P reinf. TL	Angel Scooter	1.60	1.80
Speedflight 1 & 2		50	1997			2925400	120/70 - 12 58P reinf. TL	Diablo Rosso Scooter	2925500	130/70 - 12 62P reinf. TL	Diablo Rosso Scooter	1.60	1.80
Speedflight 125		125	2013		26	2771400	130/60 - 13 M/C 60P reinf. TL	Angel Scooter	2771400	130/60 - 13 M/C 60P reinf. TL	Angel Scooter	1.80	2.00
Speedflight 125		125	2013			2770100	120/70 - 13 M/C 53P TL	Angel Scooter Fr.	2771400	130/60 - 13 M/C 60P reinf. TL	Angel Scooter	1.80	2.00
Speedflight 3		50	2013		26	2771400	130/60 - 13 M/C 60P reinf. TL	Angel Scooter	2771400	130/60 - 13 M/C 60P reinf. TL	Angel Scooter	1.80	2.00
Speedflight LC		50				2769700	120/70 - 12 51P TL	Angel Scooter Fr.	2771100	140/70 - 12 65P reinf. TL	Angel Scooter	1.60	1.80
Squab		50				0737100	120/90 - 10 66J TL	SL 26	0791900	130/90 - 10 61J TL	SL 26	1.30	2.00
Squab		50				0550500	120/90 - 10 57J TL	SL 60	0550800	130/90 - 10 61J TL	SL 60	1.30	2.00
Sum-Up 125		125	2008		26	2771400	130/60 - 13 M/C 60P reinf. TL	Angel Scooter	2771400	130/60 - 13 M/C 60P reinf. TL	Angel Scooter	1.80	2.50
SV 125C EX		125				2903100	100/90 - 10 56J TL	Angel Scooter	2903100	100/90 - 10 56J TL	Angel Scooter	1.80	2.50
SV 50, Sport, T, D		50				2902900	90/90 - 10 50J TL	Angel Scooter	2902900	90/90 - 10 50J TL	Angel Scooter	1.80	2.20
SV 80 EX		80				2903100	100/90 - 10 56J TL	Angel Scooter	2903100	100/90 - 10 56J TL	Angel Scooter	1.80	2.20
SV Junior		50	2001			2902900	90/90 - 10 50J TL	Angel Scooter	2902900	90/90 - 10 50J TL	Angel Scooter	1.80	2.20
TKR 100		100	2001			2769700	120/70 - 12 51P TL	Angel Scooter Fr.	2771000	130/70 - 12 62P reinf. TL	Angel Scooter	1.60	1.80
TKR 100		100	2001			2925400	120/70 - 12 58P reinf. TL	Diablo Rosso Scooter	2925500	130/70 - 12 62P reinf. TL	Diablo Rosso Scooter	1.60	1.80
TKR 50		50	2001			2769700	120/70 - 12 51P TL	Angel Scooter Fr.	2771000	130/70 - 12 62P reinf. TL	Angel Scooter	1.60	1.80
TKR 50		50	2001			2925400	120/70 - 12 58P reinf. TL	Diablo Rosso Scooter	2925500	130/70 - 12 62P reinf. TL	Diablo Rosso Scooter	1.60	1.80
TKR 50		50	2001			0650500	120/90 - 10 57J TL	SL 60	0550800	130/90 - 10 61J TL	SL 60	1.30	1.60
TKR 50		50	2001			0737100	120/90 - 10 66J TL	SL 26	0791900	130/90 - 10 61J TL	SL 26	1.30	1.60
Trekker Off Road		50	1998	1998		2583800	120/70 - 10 54L reinf. TL	SL 38 UNICO	1201900	130/70 - 10 59L reinf. TL	SL 38 UNICO	-	-
Trekker Road 100		100	1998	1998		2769700	120/70 - 12 51P TL	Angel Scooter Fr.	2771000	130/70 - 12 62P reinf. TL	Angel Scooter	1.80	2.50
Trekker Road 100		100	1998	1998		2925400	120/70 - 12 58P reinf. TL	Diablo Rosso Scooter	2925500	130/70 - 12 62P reinf. TL	Diablo Rosso Scooter	1.80	2.50
Trekker Road 50		50	1998	1998		2769700	120/70 - 12 51P TL	Angel Scooter Fr.	2771000	130/70 - 12 62P reinf. TL	Angel Scooter	1.30	2.00
Trekker Road 50		50	1998	1998		2925400	120/70 - 12 58P reinf. TL	Diablo Rosso Scooter	2925500	130/70 - 12 62P reinf. TL	Diablo Rosso Scooter	1.30	2.00
Tweet 125		125			10	2902200	90/80 - 16 M/C 51S reinf. TL	Angel Scooter	2902200	90/80 - 16 M/C 51S reinf. TL	Angel Scooter	-	-
Tweet 125		125			10	1002300	90/80 - 16 M/C 51J reinf. TL	MT 15	1002300	90/80 - 16 M/C 51J reinf. TL	MT 15	-	-
Tweet 125		125			10	2770700	110/70 - 16 M/C 52P TL	Angel Scooter	2770700	110/70 - 16 M/C 52P TL	Angel Scooter	-	-
Tweet 150		150				2770700	110/70 - 16 M/C 52P TL	Angel Scooter	2770700	110/70 - 16 M/C 52P TL	Angel Scooter	1.80	2.50
Tweet 50		50				2902200	90/80 - 16 M/C 51S reinf. TL	Angel Scooter	2902200	90/80 - 16 M/C 51S reinf. TL	Angel Scooter	1.80	2.30
V-Click 50		50	2008			2903200	3.00 - 10 50J reinf. TL	Angel Scooter	2903200	3.00 - 10 50J reinf. TL	Angel Scooter	1.80	2.00
V-Click 50		50	2008			2903000	3.50 - 10 59J reinf. TL	Angel Scooter	2903000	3.50 - 10 59J reinf. TL	Angel Scooter	1.80	2.00
V-Click 50		50	2008			0401900	3.00 - 10 42J	SC 30	0401900	3.00 - 10 42J	SC 30	1.80	2.00
Vivacity 100		100	2000			2769700	120/70 - 12 51P TL	Angel Scooter Fr.	2771100	140/70 - 12 65P reinf. TL	Angel Scooter	1.30	1.60
Vivacity 100		100	2000			2769700	120/70 - 12 51P TL	Angel Scooter Fr.	2771000	130/70 - 12 62P reinf. TL	Angel Scooter	1.30	1.60
Vivacity 100		100	2000			2925400	120/70 - 12 58P reinf. TL	Diablo Rosso Scooter	2925500	130/70 - 12 62P reinf. TL	Diablo Rosso Scooter	1.30	1.60
Vivacity 125		125				2769700	120/70 - 12 51P TL	Angel Scooter Fr.	2770900	120/70 - 12 58P reinf. TL	Angel Scooter	1.80	2.00
Vivacity 125		125				2925400	120/70 - 12 58P reinf. TL	Diablo Rosso Scooter	2925400	120/70 - 12 58P reinf. TL	Diablo Rosso Scooter	1.80	2.00
Vivacity 3; 2T & 4T		50				2769700	120/70 - 12 51P TL	Angel Scooter Fr.	2770900	120/70 - 12 58P reinf. TL	Angel Scooter	1.80	2.00
Vivacity 3; 2T & 4T		50				2925400	120/70 - 12 58P reinf. TL	Diablo Rosso Scooter	2925400	120/70 - 12 58P reinf. TL	Diablo Rosso Scooter	1.80	2.00

PIRELLI (continued)

PEUGEOT (continued)

Vivacity 50	50	2008					2769700	120/70 - 12 51P TL	Angel Scooter Fr.	2770900	120/70 - 12 58P reinf. TL	Angel Scooter	1.60	1.80
Vivacity 50	50	2008					2925400	120/70 - 12 58P reinf. TL	Diablo Rosso Scooter	2925400	120/70 - 12 58P reinf. TL	Diablo Rosso Scooter	1.60	1.80
Vivacity 50, Sportline 2	50	2000					2769700	120/70 - 12 51P TL	Angel Scooter Fr.	2771000	130/70 - 12 62P reinf. TL	Angel Scooter	1.60	1.80
Vivacity 50, Sportline 2	50	2000					2769700	120/70 - 12 51P TL	Angel Scooter Fr.	2770900	120/70 - 12 58P reinf. TL	Angel Scooter	1.60	1.80
Vivacity 50, Sportline 2	50	2000					2925400	120/70 - 12 58P reinf. TL	Diablo Rosso Scooter	2925400	120/70 - 12 58P reinf. TL	Diablo Rosso Scooter	1.60	1.80
Vivacity 50, Sportline 2	50	2000					2925400	120/70 - 12 58P reinf. TL	Diablo Rosso Scooter	2925500	130/70 - 12 62P reinf. TL	Diablo Rosso Scooter	1.60	1.80
Vivacity Compact 50	50						2583700	100/80 - 10 53L TL	SL 38 UNICO	2583800	120/70 - 10 54L reinf. TL	SL 38 UNICO	1.30	1.60
VOG SMA	50						0244000	2 1/4 - 16 38J reinf.	ML 12	0244000	2 1/4 - 16 38J reinf.	ML 12	-	-
Vogue 50	50						0244000	2 1/4 - 16 38J reinf.	ML 12	0244000	2 1/4 - 16 38J reinf.	ML 12	-	-
Vogue T/Vogue S	50						0244300	2 1/4 - 17 39J reinf.	ML 12	0244300	2 1/4 - 17 39J reinf.	ML 12	-	-
Voque TAZ/ Voque SAZ	50						0244000	2 1/4 - 16 38J reinf.	ML 12	0244000	2 1/4 - 16 38J reinf.	ML 12	-	-
Vox 110	110						3445600	2.50 - 17 M/C 43P reinf. TT	Angel City	3445600	2.75 - 17 M/C 47P reinf. TT	Angel City	2.30	2.80
Vox 110	110					26	1103000	2.50 - 17 M/C 43P reinf. TT	City Demon	1545900	2.75 - 17 M/C 47P reinf. TL	City Demon	2.30	2.80
XP 6 Enduro	50	2005					1005100	80/90 - 21 M/C 48S TT	MT 90 Front A/T	1004500	110/80 - 18 M/C 58S TT	MT 90 A/T	1.50	1.70
XP 6 Enduro	50	2005					0341400	80/90 - 21 M/C 48P TT	MT 21 Fr.	0341500	110/80 - 18 M/C 58P TT	MT 21	1.50	1.70
XP 6 Supermoto	50	2005					2583900	100/80 - 17 M/C 52H TL	Sport Demon Fr.	2589500	130/70 - 17 M/C 62H TL	Sport Demon	2.30	2.50
XPS Citi 125	125	2006					0995500	90/90 - 19 M/C 52P TT	MT 60 Fr.	0998000	110/90 - 17 M/C 60P TT	MT 60	2.00	2.30
XPS Enduro	50	2005					0341400	80/90 - 21 M/C 48P TT	MT 21 Fr.	0341500	110/80 - 18 M/C 58P TT	MT 21	1.90	2.10
XPS Enduro	50	2005					1005200	90/90 - 21 M/C 54S TT	MT 90 Front A/T	1004600	120/80 - 18 M/C 62S TT	MT 90 A/T	1.90	2.10
XPS Enduro	50	2005					3745900	90/90 - 21 M/C 54R TT	MT 21 Fr.	0342000	120/80 - 18 M/C 62R TT	MT 21	1.90	2.10
XPS Supermoto	50	2005					2583900	100/80 - 17 M/C 52H TL	Sport Demon Fr.	2589500	130/70 - 17 M/C 62H TL	Sport Demon	2.00	2.30
XR 7	50						2583900	100/80 - 17 M/C 52H TL	Sport Demon Fr.	2589500	130/70 - 17 M/C 62H TL	Sport Demon	1.50	2.00
Zenith LN	50	1998				1998	2903100	100/90 - 10 56J TL	Angel Scooter	2903100	100/90 - 10 56J TL	Angel Scooter	-	-
Zenith M, LM	50						2903100	100/90 - 10 56J TL	Angel Scooter	2903100	100/90 - 10 56J TL	Angel Scooter	1.80	2.00
Zenith MA	50						2902900	90/90 - 10 50J TL	Angel Scooter	2902900	90/90 - 10 50J TL	Angel Scooter	1.80	2.20
Zenith Sport (L.S)	50	1998				1998	2903100	100/90 - 10 56J TL	Angel Scooter	2903100	100/90 - 10 56J TL	Angel Scooter	1.80	2.20
PGO														
Big Max 50,90	50	1995					0737100	120/90 - 10 66J TL	SL 26	0791900	130/90 - 10 61J TL	SL 26	1.40	2.40
Big Max 50,90	50	1995					0550500	120/90 - 10 57J TL	SL 60	0550800	130/90 - 10 61J TL	SL 60	1.40	2.40
Comet 50	50					23	2903200	3.00 - 10 50J reinf. TL	Angel Scooter	2903200	3.00 - 10 50J reinf. TL	Angel Scooter	1.50	2.50
Comet 50	50					23	0401900	3.00 - 10 42J	SC 30	0401900	3.00 - 10 42J	SC 30	1.50	2.50
E-Big Max	50						0737100	120/90 - 10 66J TL	SL 26	0791900	130/90 - 10 61J TL	SL 26	-	-
E-Big Max	50						0550500	120/90 - 10 57J TL	SL 60	0550800	130/90 - 10 61J TL	SL 60	-	-
EPS 50	50						2769700	120/70 - 12 51P TL	Angel Scooter Fr.	2771000	130/70 - 12 62P reinf. TL	Angel Scooter	-	-
EPS 50	50						2925400	120/70 - 12 58P reinf. TL	Diablo Rosso Scooter	2925500	130/70 - 12 62P reinf. TL	Diablo Rosso Scooter	-	-
G Max 50	50	2005					2769700	120/70 - 12 51P TL	Angel Scooter Fr.	2771000	130/70 - 12 62P reinf. TL	Angel Scooter	-	-
G Max 50	50	2005					2925400	120/70 - 12 58P reinf. TL	Diablo Rosso Scooter	2925500	130/70 - 12 62P reinf. TL	Diablo Rosso Scooter	-	-
Galaxy 25, 50, 90	50						2903200	3.00 - 10 50J reinf. TL	Angel Scooter	2903200	3.00 - 10 50J reinf. TL	Angel Scooter	1.50	2.30
Galaxy 25, 50, 90	50						0401900	3.00 - 10 42J	SC 30	0401900	3.00 - 10 42J	SC 30	1.50	2.30
Ligero	125						2903000	3.50 - 10 59J reinf. TL	Angel Scooter	2903000	3.50 - 10 59J reinf. TL	Angel Scooter	-	-
Mega 50	50						2903200	3.00 - 10 50J reinf. TL	Angel Scooter	2903200	3.00 - 10 50J reinf. TL	Angel Scooter	-	-
Mega 50	50						0401900	3.00 - 10 42J	SC 30	0401900	3.00 - 10 42J	SC 30	-	-
PMX 50	50	2000					0550500	120/90 - 10 57J TL	SL 60	0550800	130/90 - 10 61J TL	SL 60	-	-
PMX 50	50	2000					0737100	120/90 - 10 66J TL	SL 26	0791900	130/90 - 10 61J TL	SL 26	-	-
PMX Sport 50	50	2000					2769700	120/70 - 12 51P TL	Angel Scooter Fr.	2771000	130/70 - 12 62P reinf. TL	Angel Scooter	-	-
PMX Sport 50	50	2000					2925400	120/70 - 12 58P reinf. TL	Diablo Rosso Scooter	2925500	130/70 - 12 62P reinf. TL	Diablo Rosso Scooter	-	-
Rodoshow 50	50	2000					2902900	90/90 - 10 50J TL	Angel Scooter	2902900	90/90 - 10 50J TL	Angel Scooter	-	-
Star 50, 80	50						2903200	3.00 - 10 50J reinf. TL	Angel Scooter	2903200	3.00 - 10 50J reinf. TL	Angel Scooter	1.50	2.50
Star 50, 80	50						0401900	3.00 - 10 42J	SC 30	0401900	3.00 - 10 42J	SC 30	1.50	2.50
Tornado 50, 1.25	50						2769700	120/70 - 12 51P TL	Angel Scooter Fr.	2771000	130/70 - 12 62P reinf. TL	Angel Scooter	-	-
Tornado 50, 1.25	50						2925400	120/70 - 12 58P reinf. TL	Diablo Rosso Scooter	2925500	130/70 - 12 62P reinf. TL	Diablo Rosso Scooter	-	-
T-Rex 125	125	2000					2769700	120/70 - 12 51P TL	Angel Scooter Fr.	2771000	130/70 - 12 62P reinf. TL	Angel Scooter	-	-



MODEL	TYPE	CC	MY From	MY To	Footnotes	FRONT			REAR			Pressure	
						IP-Code	Dimension	Tread	IP-Code	Dimension	Tread	Front	Rear
PIAGGIO													
T-Rex 125		125	2000			2925400	120/70 - 12 58P reinf. TL	Diablo Rosso Scooter	2925500	130/70 - 12 62P reinf. TL	Diablo Rosso Scooter	-	-
T-Rex 50		50	2000			2769700	120/70 - 12 51P TL	Angel Scooter Fr.	2771000	130/70 - 12 62P reinf. TL	Angel Scooter	-	-
T-Rex 50		50	2000			2925400	120/70 - 12 58P reinf. TL	Diablo Rosso Scooter	2925500	130/70 - 12 62P reinf. TL	Diablo Rosso Scooter	-	-
PIAGGIO													
125 SKR Automatic		125				0531800	100/80 - 10 53J TL	SL 26	0532000	110/80 - 10 58J TL	SL 26	1.40	2.30
50 N, Spezial		50				2903200	3.00 - 10 50J reinf. TL	Angel Scooter	2903200	3.00 - 10 50J reinf. TL	Angel Scooter	1.50	2.50
50 N, Spezial		50				0401900	3.00 - 10 42J	SC 30	0401900	3.00 - 10 42J	SC 30	1.50	2.50
Beverley 125; 300	M69	125	2011			2770800	110/70 - 16 M/C 52S TL	Angel Scooter Fr.	2771700	140/70 - 14 M/C 68S reinf. TL	Angel Scooter	-	-
Beverley 125 i.e.		125	2011			2770800	110/70 - 16 M/C 52S TL	Angel Scooter Fr.	2771700	140/70 - 14 M/C 68S reinf. TL	Angel Scooter	-	-
Beverley 125; €3; Tourer; GT		125	2002			2770700	110/70 - 16 M/C 52P TL	Angel Scooter	2772400	140/70 - 16 M/C 65P TL	Angel Scooter	-	-
Beverley 200		200	2002			2770700	110/70 - 16 M/C 52P TL	Angel Scooter	2772400	140/70 - 16 M/C 65P TL	Angel Scooter	-	-
Beverley 250 Classic	M28	250	2007			2770700	110/70 - 16 M/C 52P TL	Angel Scooter	2772400	140/70 - 16 M/C 65P TL	Angel Scooter	-	-
Beverley 250 Cruiser; Tourer	M 28	250	2005			2770700	110/70 - 16 M/C 52P TL	Angel Scooter	2772400	140/70 - 16 M/C 65P TL	Angel Scooter	-	-
Beverley 250 GT; i.e	M28	250	2005			2770700	110/70 - 16 M/C 52P TL	Angel Scooter	2772400	140/70 - 16 M/C 65P TL	Angel Scooter	-	-
Beverley 300		300	2011			2770800	110/70 - 16 M/C 52S TL	Angel Scooter Fr.	2771700	140/70 - 14 M/C 68S reinf. TL	Angel Scooter	2.20	2.60
Beverley 300	MA2	300	2016			2770800	110/70 - 16 M/C 52S TL	Angel Scooter Fr.	2771700	140/70 - 14 M/C 68S reinf. TL	Angel Scooter	2.20	2.60
Beverley 300 Tourer	M28	300	2016			2770700	110/70 - 16 M/C 52P TL	Angel Scooter	2772400	140/70 - 16 M/C 65P TL	Angel Scooter	2.00	2.50
Beverley 350	MA2	350	2016			2770800	110/70 - 16 M/C 52S TL	Angel Scooter Fr.	2771900	150/70 - 14 M/C 66S TL	Angel Scooter	2.20	2.60
Beverley 350 / ABS	M 69	350	2012			2770800	110/70 - 16 M/C 52S TL	Angel Scooter Fr.	2771900	150/70 - 14 M/C 66S TL	Angel Scooter	2.20	2.60
Beverley 400; €3	M34	400	2006			2770800	110/70 - 16 M/C 52S TL	Angel Scooter Fr.	2771900	150/70 - 14 M/C 66S TL	Angel Scooter	-	-
Beverley 500	M34	500	2002			2770800	110/70 - 16 M/C 52S TL	Angel Scooter Fr.	2771900	150/70 - 14 M/C 66S TL	Angel Scooter	-	-
Beverley 500 €3; Cruiser €3	M34	500	2002			2770800	110/70 - 16 M/C 52S TL	Angel Scooter Fr.	2771900	150/70 - 14 M/C 66S TL	Angel Scooter	-	-
Bravo Moped		50				0244000	2 1/4 - 16 38J reinf.	ML 12	0244000	2 1/4 - 16 38J reinf.	ML 12	-	-
Bravo P, Ri, Blinker		50				0244000	2 1/4 - 16 38J reinf.	ML 12	0244000	2 1/4 - 16 38J reinf.	ML 12	-	-
Camaby 125; 200 (RAM)	M 60	125	2007			2770700	110/70 - 16 M/C 52P TL	Angel Scooter	2772100	130/70 - 16 M/C 61P TL	Angel Scooter	2.00	2.30
Camaby 125; 200 (RAM)	M 60	125	2007			1622500	110/70 - 16 M/C 52P TL	Sport Demon Fr.	2589400	130/70 - 16 M/C 61P TL	Sport Demon	2.00	2.30
Camaby 250		250	2009			2770700	110/70 - 16 M/C 52P TL	Angel Scooter	2772100	130/70 - 16 M/C 61P TL	Angel Scooter	2.00	2.30
Camaby 250		250	2009			1622500	110/70 - 16 M/C 52P TL	Sport Demon Fr.	2589400	130/70 - 16 M/C 61P TL	Sport Demon	2.00	2.30
Camaby Cruiser 300	M 60	300	2009			2770700	110/70 - 16 M/C 52P TL	Angel Scooter	2772100	130/70 - 16 M/C 61P TL	Angel Scooter	2.00	2.30
Camaby Cruiser 300	M 60	300	2009			1622500	110/70 - 16 M/C 52P TL	Sport Demon Fr.	2589400	130/70 - 16 M/C 61P TL	Sport Demon	2.00	2.30
Ciao M 25		50				0244200	2 - 17 31J reinf. TT	ML 12	0244200	2 - 17 31J reinf. TT	ML 12	-	-
Ciao Mix		50	1996			0244000	2 1/4 - 16 38J reinf.	ML 12	0244000	2 1/4 - 16 38J reinf.	ML 12	-	-
Ciao P, PX, Lusso, Blinker		50				0244000	2 1/4 - 16 38J reinf.	ML 12	0244000	2 1/4 - 16 38J reinf.	ML 12	-	-
Cosa 125		125				2903100	100/90 - 10 56J TL	Angel Scooter	2903100	100/90 - 10 56J TL	Angel Scooter	1.25	2.50
Cosa 200		200				23 2903100	100/90 - 10 56J TL	Angel Scooter	2903100	100/90 - 10 56J TL	Angel Scooter	1.50	2.50
Cosa FL 125		125				2903100	100/90 - 10 56J TL	Angel Scooter	2903100	100/90 - 10 56J TL	Angel Scooter	1.25	2.50
Cosa FL 200		200				2903100	100/90 - 10 56J TL	Angel Scooter	2903100	100/90 - 10 56J TL	Angel Scooter	1.50	2.50
Cosa Squire Gespamm mit EBC		200				23 2903100	100/90 - 10 56J TL	Angel Scooter	2903100	100/90 - 10 56J TL	Angel Scooter	-	-
Diesis 100		100	2002			2769700	120/70 - 12 51P TL	Angel Scooter Fr.	2770900	120/70 - 12 58P reinf. TL	Angel Scooter	-	-
Diesis 100		100	2002			2925400	120/70 - 12 58P reinf. TL	Diablo Rosso Scooter	2925400	120/70 - 12 58P reinf. TL	Diablo Rosso Scooter	-	-
Diesis 50		50	2002			2769700	120/70 - 12 51P TL	Angel Scooter Fr.	2770900	120/70 - 12 58P reinf. TL	Angel Scooter	-	-
Diesis 50		50	2002			2925400	120/70 - 12 58P reinf. TL	Diablo Rosso Scooter	2925400	120/70 - 12 58P reinf. TL	Diablo Rosso Scooter	-	-
Fly 125		125	2005		26	2770900	120/70 - 12 58P reinf. TL	Angel Scooter	2770900	120/70 - 12 58P reinf. TL	Angel Scooter	-	-
Fly 125		125	2005			2925400	120/70 - 12 58P reinf. TL	Diablo Rosso Scooter	2925400	120/70 - 12 58P reinf. TL	Diablo Rosso Scooter	-	-
FLY 125 i.e. 3V		125	2005		26	2770900	120/70 - 12 58P reinf. TL	Angel Scooter	2770900	120/70 - 12 58P reinf. TL	Angel Scooter	-	-
FLY 125 i.e. 3V		125	2005			2925400	120/70 - 12 58P reinf. TL	Diablo Rosso Scooter	2925400	120/70 - 12 58P reinf. TL	Diablo Rosso Scooter	-	-
Fly 50		50	2005		26	2770900	120/70 - 12 58P reinf. TL	Angel Scooter	2770900	120/70 - 12 58P reinf. TL	Angel Scooter	-	-
Fly 50		50	2005			2925400	120/70 - 12 58P reinf. TL	Diablo Rosso Scooter	2925400	120/70 - 12 58P reinf. TL	Diablo Rosso Scooter	-	-

PIAGGIO (continued)

FLY 50 4T	50	26	2770900	120/70 - 12 58P reinf.TL	Angel Scooter	2770900	120/70 - 12 58P reinf.TL	Angel Scooter	2770900	120/70 - 12 58P reinf.TL	Angel Scooter	-
FLY 50 4T	50	2925400	2925400	120/70 - 12 58P reinf.TL	Diablo Rosso Scooter	2925400	120/70 - 12 58P reinf.TL	Diablo Rosso Scooter	2925400	120/70 - 12 58P reinf.TL	Diablo Rosso Scooter	-
Free 25, Free 50 Autom.	50	0244700	0244700	80/80 - 14 43J reinf.	ML 12	0244700	80/80 - 14 43J reinf.	ML 12	0244700	80/80 - 14 43J reinf.	ML 12	-
Globe Rocket Gespamm mit EBC	200	2903100	2903100	100/90 - 10 56J TL	Angel Scooter	2903100	100/90 - 10 56J TL	Angel Scooter	2903100	100/90 - 10 56J TL	Angel Scooter	-
Liberty 125	125	2902200	2902200	90/80 - 16 M/C 51 S reinf.TL	Angel Scooter	2902200	90/80 - 16 M/C 51 S reinf.TL	Angel Scooter	2902200	110/80 - 14 M/C 59J reinf.TL	Angel Scooter	2.00
Liberty 125	125	1002300	1002300	90/80 - 16 M/C 51 J reinf.TL	MT 15	1002300	90/80 - 16 M/C 51 J reinf.TL	MT 15	1002300	110/80 - 14 M/C 59J reinf.TL	MT 15	2.00
Liberty 125 Euro 4 MY 2016 -	125	2902200	2902200	90/80 - 16 M/C 51 S reinf.TL	Angel Scooter	2902200	90/80 - 16 M/C 51 S reinf.TL	Angel Scooter	2902200	110/80 - 14 M/C 59J reinf.TL	Angel Scooter	2.00
Liberty 125; Sport; €3	125	2902200	2902200	90/80 - 16 M/C 51 S reinf.TL	Angel Scooter	2902200	90/80 - 16 M/C 51 S reinf.TL	Angel Scooter	2902200	110/80 - 14 M/C 59J reinf.TL	Angel Scooter	2.00
Liberty 125; Sport; €3	125	2902200	2902200	90/80 - 16 M/C 51 J reinf.TL	MT 15	2902200	90/80 - 16 M/C 51 J reinf.TL	MT 15	2902200	110/80 - 14 M/C 59J reinf.TL	MT 15	2.00
Liberty 150	150	2902200	2902200	90/80 - 16 M/C 51 S reinf.TL	Angel Scooter	2902200	90/80 - 16 M/C 51 S reinf.TL	Angel Scooter	2902200	110/80 - 14 M/C 59J reinf.TL	Angel Scooter	2.00
Liberty 150	150	1002300	1002300	90/80 - 16 M/C 51 J reinf.TL	MT 15	1002300	90/80 - 16 M/C 51 J reinf.TL	MT 15	1002300	110/80 - 14 M/C 59J reinf.TL	MT 15	2.00
Liberty 50, Sport	50	2902200	2902200	90/80 - 16 M/C 51 S reinf.TL	Angel Scooter	2902200	90/80 - 16 M/C 51 S reinf.TL	Angel Scooter	2902200	110/80 - 14 M/C 59J reinf.TL	Angel Scooter	2.00
Liberty 50, Sport	50	1002300	1002300	90/80 - 16 M/C 51 J reinf.TL	MT 15	1002300	90/80 - 16 M/C 51 J reinf.TL	MT 15	1002300	110/80 - 14 M/C 59J reinf.TL	MT 15	2.00
Medley 125 Euro 4 MY 2016 -	125	2770600	2770600	100/80 - 16 M/C 50P TL	Angel Scooter Fr.	2770600	100/80 - 16 M/C 50P TL	Angel Scooter Fr.	2770600	110/80 - 14 M/C 59S reinf.TL	Angel Scooter	2.20
Medley 150 MY 2016 -	150	2770600	2770600	100/80 - 16 M/C 50P TL	Angel Scooter Fr.	2770600	100/80 - 16 M/C 50P TL	Angel Scooter Fr.	2770600	110/80 - 14 M/C 59S reinf.TL	Angel Scooter	2.20
MP 3 LT 400 (RL) (2 front tyres)	400	2769800	2769800	120/70 - 12 51S TL	Angel Scooter Fr.	2769800	120/70 - 12 51S TL	Angel Scooter Fr.	2769800	140/70 - 14 M/C 68S reinf.TL	Angel Scooter	1.60
MP3 - Quasar 250 (2 front tyres)	250	2769700	2769700	120/70 - 12 51P TL	Angel Scooter Fr.	2769700	120/70 - 12 51P TL	Angel Scooter Fr.	2769700	130/70 - 12 62P reinf.TL	Angel Scooter	-
MP3 - Quasar 250 (2 front tyres)	250	2925400	2925400	120/70 - 12 58P reinf.TL	Diablo Rosso Scooter	2925400	120/70 - 12 58P reinf.TL	Diablo Rosso Scooter	2925400	130/70 - 12 62P reinf.TL	Diablo Rosso Scooter	-
MP3 - FL 125 iniez.** (Triciclo)	125	2769700	2769700	120/70 - 12 51P TL	Angel Scooter Fr.	2769700	120/70 - 12 51P TL	Angel Scooter Fr.	2769700	140/60 - 14 M/C 64P reinf.TL	Angel Scooter	1.60
MP3 125 i.e. Hybrid	125	2769700	2769700	120/70 - 12 51P TL	Angel Scooter Fr.	2769700	120/70 - 12 51P TL	Angel Scooter Fr.	2769700	140/60 - 14 M/C 64P reinf.TL	Angel Scooter	-
MP3 300 Business i.e. ABS/ASR	300	2769900	2769900	110/70 - 13 M/C 48P TL	Angel Scooter Fr.	2769900	110/70 - 13 M/C 48P TL	Angel Scooter Fr.	2769900	140/60 - 14 M/C 64P reinf.TL	Angel Scooter	1.70
MP3 300 LT Hybrid	300	2769700	2769700	120/70 - 12 51P TL	Angel Scooter Fr.	2769700	120/70 - 12 51P TL	Angel Scooter Fr.	2769700	140/60 - 14 M/C 64P reinf.TL	Angel Scooter	-
MP3 300 LT Touring	300	2769900	2769900	110/70 - 13 M/C 48P TL	Angel Scooter Fr.	2769900	110/70 - 13 M/C 48P TL	Angel Scooter Fr.	2769900	140/60 - 14 M/C 64P reinf.TL	Angel Scooter	1.70
MP3 300 LT Yourban; Sport	300	2769700	2769700	120/70 - 12 51P TL	Angel Scooter Fr.	2769700	120/70 - 12 51P TL	Angel Scooter Fr.	2769700	140/60 - 14 M/C 64P reinf.TL	Angel Scooter	-
MP3 400 (2 front tyres)	400	2769800	2769800	120/70 - 12 51S TL	Angel Scooter Fr.	2769800	120/70 - 12 51S TL	Angel Scooter Fr.	2769800	140/60 - 14 M/C 68S reinf.TL	Angel Scooter	1.80
MP3 500 LT Business	500	2769800	2769800	120/70 - 12 51S TL	Angel Scooter Fr.	2769800	120/70 - 12 51S TL	Angel Scooter Fr.	2769800	140/70 - 14 M/C 68S reinf.TL	Angel Scooter	1.70
MP3 500 LT Business / Sport	500	2769900	2769900	110/70 - 13 M/C 48P TL	Angel Scooter Fr.	2769900	110/70 - 13 M/C 48P TL	Angel Scooter Fr.	2769900	140/70 - 14 M/C 68S reinf.TL	Angel Scooter	2.00
MP3 500 LT Business / Sport	500	2769900	2769900	110/70 - 13 M/C 48P TL	Angel Scooter Fr.	2769900	110/70 - 13 M/C 48P TL	Angel Scooter Fr.	2769900	140/70 - 14 M/C 68P reinf.TL	Angel Scooter	2.00
MP3 LT 250 (RL) (2 front tyres)	250	2769700	2769700	120/70 - 12 51P TL	Angel Scooter Fr.	2769700	120/70 - 12 51P TL	Angel Scooter Fr.	2769700	140/60 - 14 M/C 64P reinf.TL	Angel Scooter	1.60
MP3-Leader 125 (2 front tyres)	125	2769700	2769700	120/70 - 12 51P TL	Angel Scooter Fr.	2769700	120/70 - 12 51P TL	Angel Scooter Fr.	2769700	140/60 - 14 M/C 64P reinf.TL	Angel Scooter	-
MP3-Leader 125 (2 front tyres)	125	2925400	2925400	120/70 - 12 58P reinf.TL	Diablo Rosso Scooter	2925400	120/70 - 12 58P reinf.TL	Diablo Rosso Scooter	2925400	130/70 - 12 62P reinf.TL	Diablo Rosso Scooter	-
New Fly 125 4T V3	125	2769700	2769700	120/70 - 12 51P TL	Angel Scooter Fr.	2769700	120/70 - 12 51P TL	Angel Scooter Fr.	2769700	140/60 - 14 M/C 64P reinf.TL	Angel Scooter	-
New Fly 125 4T V3	125	2925400	2925400	120/70 - 12 58P reinf.TL	Diablo Rosso Scooter	2925400	120/70 - 12 58P reinf.TL	Diablo Rosso Scooter	2925400	130/70 - 12 62P reinf.TL	Diablo Rosso Scooter	-
New Fly 50 4T V2	50	2769700	2769700	120/70 - 12 51P TL	Angel Scooter Fr.	2769700	120/70 - 12 51P TL	Angel Scooter Fr.	2769700	140/60 - 14 M/C 64P reinf.TL	Angel Scooter	-
New Fly 50 4T V2	50	2925400	2925400	120/70 - 12 58P reinf.TL	Diablo Rosso Scooter	2925400	120/70 - 12 58P reinf.TL	Diablo Rosso Scooter	2925400	130/60 - 13 M/C 60P reinf.TL	Diablo Rosso Scooter	-
NRG 50, MC2	50	2771400	2771400	130/60 - 13 M/C 60P reinf.TL	Angel Scooter	2771400	130/60 - 13 M/C 60P reinf.TL	Angel Scooter	2771400	130/60 - 13 M/C 60P reinf.TL	Angel Scooter	1.30
NRG Power; 50 PJ, DT, DD	50	2771300	2771300	120/70 - 13 M/C 53P TL	Angel Scooter Fr.	2771300	120/70 - 13 M/C 53P TL	Angel Scooter Fr.	2771300	140/60 - 13 M/C 63P reinf.TL	Angel Scooter	-
P 125 X	125	2903000	2903000	3.50 - 10 59J reinf.TL	Angel Scooter	2903000	3.50 - 10 59J reinf.TL	Angel Scooter	2903000	3.50 - 10 59J reinf.TL	Angel Scooter	1.50
P 80 X	80	2903000	2903000	3.50 - 10 59J reinf.TL	Angel Scooter	2903000	3.50 - 10 59J reinf.TL	Angel Scooter	2903000	3.50 - 10 59J reinf.TL	Angel Scooter	1.50
PK 125 S Autom.	125	2903200	2903200	3.00 - 10 50J reinf.TL	Angel Scooter	2903200	3.00 - 10 50J reinf.TL	Angel Scooter	2903200	3.00 - 10 50J reinf.TL	Angel Scooter	1.50
PK 125 S Autom.	125	0401900	0401900	3.00 - 10 42J	SC 30	0401900	3.00 - 10 42J	SC 30	0401900	3.00 - 10 42J	SC 30	1.50
PK 125 XL XL 2	125	2903200	2903200	3.00 - 10 50J reinf.TL	Angel Scooter	2903200	3.00 - 10 50J reinf.TL	Angel Scooter	2903200	3.00 - 10 50J reinf.TL	Angel Scooter	1.50
PK 125 XL XL 2	125	0401900	0401900	3.00 - 10 42J	SC 30	0401900	3.00 - 10 42J	SC 30	0401900	3.00 - 10 42J	SC 30	1.50
PK 50, S, Lusso	50	2903200	2903200	3.00 - 10 50J reinf.TL	Angel Scooter	2903200	3.00 - 10 50J reinf.TL	Angel Scooter	2903200	3.00 - 10 50J reinf.TL	Angel Scooter	1.50
PK 50, S, Lusso	50	0401900	0401900	3.00 - 10 42J	SC 30	0401900	3.00 - 10 42J	SC 30	0401900	3.00 - 10 42J	SC 30	1.75
PK 50 XL, XL2, Autom.	50	2903200	2903200	3.00 - 10 50J reinf.TL	Angel Scooter	2903200	3.00 - 10 50J reinf.TL	Angel Scooter	2903200	3.00 - 10 50J reinf.TL	Angel Scooter	1.50
PK 50, XL, XL2, Autom.	50	0401900	0401900	3.00 - 10 42J	SC 30	0401900	3.00 - 10 42J	SC 30	0401900	3.00 - 10 42J	SC 30	1.50
PK 80 S, Lusso	80	2903200	2903200	3.00 - 10 50J reinf.TL	Angel Scooter	2903200	3.00 - 10 50J reinf.TL	Angel Scooter	2903200	3.00 - 10 50J reinf.TL	Angel Scooter	1.50
PK 80 S, Lusso	80	0401900	0401900	3.00 - 10 42J	SC 30	0401900	3.00 - 10 42J	SC 30	0401900	3.00 - 10 42J	SC 30	1.80
PX 150 E Lusso, P 150 X	150	2903000	2903000	3.50 - 10 59J reinf.TL	Angel Scooter	2903000	3.50 - 10 59J reinf.TL	Angel Scooter	2903000	3.50 - 10 59J reinf.TL	Angel Scooter	1.50
PX 200	200	2903000	2903000	3.50 - 10 59J reinf.TL	Angel Scooter	2903000	3.50 - 10 59J reinf.TL	Angel Scooter	2903000	3.50 - 10 59J reinf.TL	Angel Scooter	1.50
PX 200 E Lusso Grand Sport	200	2903000	2903000	3.50 - 10 59J reinf.TL	Angel Scooter	2903000	3.50 - 10 59J reinf.TL	Angel Scooter	2903000	3.50 - 10 59J reinf.TL	Angel Scooter	1.50



MODEL	TYPE	CC	MY From	MY To	Footnotes	FRONT			REAR			Pressure		
						IP-Code	Dimension	Tread	IP-Code	Dimension	Tread	Front	Rear	
PIAGGIO (continued)														
PX 200 Squire Gespamm		200				2903000	3.50 - 10 59J reinf.TL	Angel Scooter	2903000	3.50 - 10 59J reinf.TL	Angel Scooter	-	-	
PX 80 E Lusso		80			23	2903000	3.50 - 10 59J reinf.TL	Angel Scooter	2903000	3.50 - 10 59J reinf.TL	Angel Scooter	1.50	1.80	
Quartz 50 Automatic		50				2583700	100/80 - 10 53L TL	SL 38 UNICO	2583700	100/80 - 10 53L TL	SL 38 UNICO	1.50	1.80	
Quartz 50 Automatic		50				0531800	100/80 - 10 53J TL	SL 26	0531800	100/80 - 10 53J TL	SL 26	1.50	1.80	
Sei Giorni 300		300			10	2769700	120/70 - 12 51P TL	Angel Scooter Fr.	2771000	130/70 - 12 62P reinf.TL	Angel Scooter	1.80	2.20	
Sei Giorni 300		300			10	2925400	120/70 - 12 58P reinf.TL	Diablo Rosso Scooter	2925500	130/70 - 12 62P reinf.TL	Diablo Rosso Scooter	1.80	2.20	
Sfera 125 Autom.(4-1)		125				2583700	100/80 - 10 53L TL	SL 38 UNICO	1201900	130/70 - 10 59L reinf.TL	SL 38 UNICO	1.50	2.00	
Sfera 50 Automatic	NSL 50	50			2902900	90/90 - 10 50J TL	Angel Scooter	Angel Scooter	2902900	90/90 - 10 50J TL	Angel Scooter	1.20	2.50	
Sfera 50 Automatic	NSL 50	50			10	2902900	90/90 - 10 50J TL	Angel Scooter	0531800	100/80 - 10 53J TL	SL 26	-	-	
Sfera 50 RST Autom.	RST 50	50				0531800	100/80 - 10 53J TL	SL 26	0532000	110/80 - 10 58J TL	SL 26	-	-	
Sfera 80 Automatic	NSL 80	80			2902900	90/90 - 10 50J TL	Angel Scooter	Angel Scooter	2902900	90/90 - 10 50J TL	Angel Scooter	1.50	1.80	
Sfera 80 Automatic	NSL 80	80			10	2902900	90/90 - 10 50J TL	Angel Scooter	0531800	100/80 - 10 53J TL	SL 26	-	-	
Si Lusso Cantilever		50				0947600	2 1/2 - 16 42J reinf.	ML 75	0947600	2 1/2 - 16 42J reinf.	ML 75	-	-	
Si Lusso Cantilever		50				0244100	2 1/2 - 16 42J reinf.	ML 12	0244100	2 1/2 - 16 42J reinf.	ML 12	-	-	
Si Monte Carlo, Lusso, Blinker		50				0947600	2 1/2 - 16 42J reinf.	ML 75	0947600	2 1/2 - 16 42J reinf.	ML 75	-	-	
Si Monte Carlo, Lusso, Blinker		50				0244100	2 1/2 - 16 42J reinf.	ML 12	0244100	2 1/2 - 16 42J reinf.	ML 12	-	-	
Skipper ST 125 / 150		125	2000		2769700	120/70 - 12 51P TL	Angel Scooter Fr.	Angel Scooter Fr.	2771000	130/70 - 12 62P reinf.TL	Angel Scooter	-	-	
Skipper ST 125 / 150		125	2000		2925400	120/70 - 12 58P reinf.TL	Diablo Rosso Scooter	Diablo Rosso Scooter	2925500	130/70 - 12 62P reinf.TL	Diablo Rosso Scooter	-	-	
Storm		200			2903100	100/90 - 10 56J TL	Angel Scooter	Angel Scooter	2903100	100/90 - 10 56J TL	Angel Scooter	-	-	
Storm 50		50			0550500	120/90 - 10 57J TL	SL 60	SL 60	0550500	120/90 - 10 57J TL	SL 60	-	-	
Storm 50		50			0737100	120/90 - 10 66J TL	SL 26	SL 26	0737100	120/90 - 10 66J TL	SL 26	-	-	
Storm 50 Autom.		50			26	2771400	130/60 - 13 M/C 60P reinf. TL	Angel Scooter	2771400	130/60 - 13 M/C 60P reinf. TL	Angel Scooter	-	-	
Super Bravo		50			0947700	2 3/4 - 16 46J reinf.	ML 75	ML 75	0947700	2 3/4 - 16 46J reinf.	ML 75	-	-	
Super Bravo		50			2494100	2 3/4 - 16 36M	ML 14	ML 14	2494100	2 3/4 - 16 36M	ML 14	-	-	
TPH 125		125			0550500	120/90 - 10 57J TL	SL 60	SL 60	0550500	120/90 - 10 57J TL	SL 60	1.30	2.50	
TPH 125		125			0737100	120/90 - 10 66J TL	SL 26	SL 26	0737100	120/90 - 10 66J TL	SL 26	1.30	2.50	
TPH 125 4t		125			0800000	120/80 - 12 55J TL	SL 60	SL 60	0800100	130/80 - 12 60J TL	SL 60	-	-	
TPH 50		50			0550500	120/90 - 10 57J TL	SL 60	SL 60	0550500	120/90 - 10 57J TL	SL 60	-	-	
TPH 50		50			0737100	120/90 - 10 66J TL	SL 26	SL 26	0737100	120/90 - 10 66J TL	SL 26	-	-	
TPH 50 2T		50			0800000	120/80 - 12 55J TL	SL 60	SL 60	0800100	130/80 - 12 60J TL	SL 60	-	-	
TPH 50 X-R		50			0550500	120/90 - 10 57J TL	SL 60	SL 60	0550500	120/90 - 10 57J TL	SL 60	-	-	
TPH 50 X-R		50			0737100	120/90 - 10 66J TL	SL 26	SL 26	0737100	120/90 - 10 66J TL	SL 26	-	-	
TPH 80		80			0550500	120/90 - 10 57J TL	SL 60	SL 60	0550500	120/90 - 10 57J TL	SL 60	-	-	
Typhoon 125	M70	125	2011		0800000	120/80 - 12 55J TL	SL 60	SL 60	0800100	130/80 - 12 60J TL	SL 60	1.30	2.50	
Typhoon 50	C50	50	2011		0800000	120/80 - 12 55J TL	SL 60	SL 60	0800100	130/80 - 12 60J TL	SL 60	2.00	2.20	
Typhoon Trussardi		50	1996		0737100	120/90 - 10 66J TL	SL 26	SL 26	0737100	120/90 - 10 66J TL	SL 26	2.00	2.20	
Typhoon Trussardi		50	1996		0550500	120/90 - 10 57J TL	SL 60	SL 60	0550500	120/90 - 10 57J TL	SL 60	-	-	
Vespa P 200 E		200	1978		2903000	3.50 - 10 59J reinf. TL	Angel Scooter	Angel Scooter	2903000	3.50 - 10 59J reinf. TL	Angel Scooter	1.50	1.70	
Vespa 125 ET 4	M 04	125	1996		2583700	100/80 - 10 53L TL	SL 38 UNICO	SL 38 UNICO	2583800	120/70 - 10 54L reinf. TL	SL 38 UNICO	1.40	2.50	
Vespa 50		50	1996		2583700	100/80 - 10 53L TL	SL 38 UNICO	SL 38 UNICO	2583800	120/70 - 10 54L reinf. TL	SL 38 UNICO	-	-	
Vespa 946 MY 2013 -	M 80	125	2013		2769700	120/70 - 12 51P TL	Angel Scooter Fr.	Angel Scooter Fr.	2771000	130/70 - 12 62P reinf. TL	Angel Scooter	1.80	2.20	
Vespa 946 MY 2013 -	M 80	125	2013		2925400	120/70 - 12 58P reinf. TL	Diablo Rosso Scooter	Diablo Rosso Scooter	2925500	130/70 - 12 62P reinf. TL	Diablo Rosso Scooter	1.80	2.20	
Vespa 946 Euro 4 MY 2016 -	MA7A	125	2016		2769700	120/70 - 12 51P TL	Angel Scooter Fr.	Angel Scooter Fr.	2771000	130/70 - 12 62P reinf. TL	Angel Scooter	1.80	2.20	
Vespa 946 Euro 4 MY 2016 -	MA7A	125	2016		2925400	120/70 - 12 58P reinf. TL	Diablo Rosso Scooter	Diablo Rosso Scooter	2925500	130/70 - 12 62P reinf. TL	Diablo Rosso Scooter	1.80	2.20	
Vespa Granturismo 125 L		125	2004		2769700	120/70 - 12 51P TL	Angel Scooter Fr.	Angel Scooter Fr.	2771000	130/70 - 12 62P reinf. TL	Angel Scooter	-	-	
Vespa Granturismo 125 L		125	2004		2925400	120/70 - 12 58P reinf. TL	Diablo Rosso Scooter	Diablo Rosso Scooter	2925500	130/70 - 12 62P reinf. TL	Diablo Rosso Scooter	-	-	
Vespa Granturismo 200 L		200	2004		2769700	120/70 - 12 51P TL	Angel Scooter Fr.	Angel Scooter Fr.	2771000	130/70 - 12 62P reinf. TL	Angel Scooter	-	-	
Vespa Granturismo 200 L		200	2004		2925400	120/70 - 12 58P reinf. TL	Diablo Rosso Scooter	Diablo Rosso Scooter	2925500	130/70 - 12 62P reinf. TL	Diablo Rosso Scooter	-	-	

PIAGGIO (continued)

Vespa GT 125 €3	M31	125	2007						2769700	120/70 - 12 51P TL	Angel Scooter Fr.	2771000	130/70 - 12 62P reinf. TL	Angel Scooter	-
Vespa GT 125 €3	M31	125	2007						2925400	120/70 - 12 58P reinf. TL	Diablo Rosso Scooter	2925500	130/70 - 12 62P reinf. TL	Diablo Rosso Scooter	-
Vespa GT 125 L		125							2769700	120/70 - 12 51P TL	Angel Scooter Fr.	2771000	130/70 - 12 62P reinf. TL	Angel Scooter	-
Vespa GT 125 L		125							2925400	120/70 - 12 58P reinf. TL	Diablo Rosso Scooter	2925500	130/70 - 12 62P reinf. TL	Diablo Rosso Scooter	-
Vespa GT 200 L	M31	200	2003						2769700	120/70 - 12 51P TL	Angel Scooter Fr.	2771000	130/70 - 12 62P reinf. TL	Angel Scooter	1.80 2.20
Vespa GT 200 L	M31	200	2003						2925400	120/70 - 12 58P reinf. TL	Diablo Rosso Scooter	2925500	130/70 - 12 62P reinf. TL	Diablo Rosso Scooter	1.80 2.20
Vespa GTS 125 €3	M31	125	2007						2769700	120/70 - 12 51P TL	Angel Scooter Fr.	2771000	130/70 - 12 62P reinf. TL	Angel Scooter	-
Vespa GTS 125 €3	M31	125	2007						2925400	120/70 - 12 58P reinf. TL	Diablo Rosso Scooter	2925500	130/70 - 12 62P reinf. TL	Diablo Rosso Scooter	-
Vespa GTS 125 Euro 4 MY 2016 - MA3A	MA3A	125	2016						2769700	120/70 - 12 51P TL	Angel Scooter Fr.	2771000	130/70 - 12 62P reinf. TL	Angel Scooter	1.80 2.20
Vespa GTS 125 Euro 4 MY 2016 - MA3A	MA3A	125	2016						2925400	120/70 - 12 58P reinf. TL	Diablo Rosso Scooter	2925500	130/70 - 12 62P reinf. TL	Diablo Rosso Scooter	1.80 2.20
Vespa GTS 125 i.e. Super	M 45	125	2010						2769700	120/70 - 12 51P TL	Angel Scooter Fr.	2771000	130/70 - 12 62P reinf. TL	Angel Scooter	1.80 2.20
Vespa GTS 125 i.e. Super	M 45	125	2010						2925400	120/70 - 12 58P reinf. TL	Diablo Rosso Scooter	2925500	130/70 - 12 62P reinf. TL	Diablo Rosso Scooter	1.80 2.20
Vespa GTS 250		250	2006						2769700	120/70 - 12 51P TL	Angel Scooter Fr.	2771000	130/70 - 12 62P reinf. TL	Angel Scooter	1.80 2.20
Vespa GTS 250		250	2006						2925400	120/70 - 12 58P reinf. TL	Diablo Rosso Scooter	2925500	130/70 - 12 62P reinf. TL	Diablo Rosso Scooter	1.80 2.20
Vespa GTS 250 i.e. ; ABS	M 45	250							2769700	120/70 - 12 51P TL	Angel Scooter Fr.	2771000	130/70 - 12 62P reinf. TL	Angel Scooter	1.80 2.20
Vespa GTS 250 i.e. ; ABS	M 45	250							2925400	120/70 - 12 58P reinf. TL	Diablo Rosso Scooter	2925500	130/70 - 12 62P reinf. TL	Diablo Rosso Scooter	1.80 2.20
Vespa GTS 300 Euro 4 MY 2016 - MA3C	MA3C	300	2016						2769700	120/70 - 12 51P TL	Angel Scooter Fr.	2771000	130/70 - 12 62P reinf. TL	Angel Scooter	1.80 2.20
Vespa GTS 300 Euro 4 MY 2016 - MA3C	MA3C	300	2016						2925400	120/70 - 12 58P reinf. TL	Diablo Rosso Scooter	2925500	130/70 - 12 62P reinf. TL	Diablo Rosso Scooter	1.80 2.20
Vespa GTS 300 Super	M45200	300							2769700	120/70 - 12 51P TL	Angel Scooter Fr.	2771000	130/70 - 12 62P reinf. TL	Angel Scooter	1.80 2.20
Vespa GTS 300 Super	M45200	300							2925400	120/70 - 12 58P reinf. TL	Diablo Rosso Scooter	2925500	130/70 - 12 62P reinf. TL	Diablo Rosso Scooter	1.80 2.20
Vespa GTS Touring 300 i.e.	M 45	300	2014						2769700	120/70 - 12 51P TL	Angel Scooter Fr.	2771000	130/70 - 12 62P reinf. TL	Angel Scooter	1.80 2.20
Vespa GTS Touring 300 i.e.	M 45	300	2014						2925400	120/70 - 12 58P reinf. TL	Diablo Rosso Scooter	2925500	130/70 - 12 62P reinf. TL	Diablo Rosso Scooter	1.80 2.20
Vespa GTV 125		125	2006						2769700	120/70 - 12 51P TL	Angel Scooter Fr.	2771000	130/70 - 12 62P reinf. TL	Angel Scooter	-
Vespa GTV 125		125	2006						2925400	120/70 - 12 58P reinf. TL	Diablo Rosso Scooter	2925500	130/70 - 12 62P reinf. TL	Diablo Rosso Scooter	-
Vespa GTV 125 €3	M31	125	2007						2769700	120/70 - 12 51P TL	Angel Scooter Fr.	2771000	130/70 - 12 62P reinf. TL	Angel Scooter	-
Vespa GTV 125 €3	M31	125	2007						2925400	120/70 - 12 58P reinf. TL	Diablo Rosso Scooter	2925500	130/70 - 12 62P reinf. TL	Diablo Rosso Scooter	-
Vespa GTV 250 i.e.		250	2006						2769700	120/70 - 12 51P TL	Angel Scooter Fr.	2771000	130/70 - 12 62P reinf. TL	Angel Scooter	1.80 2.20
Vespa GTV 250 i.e.		250	2006						2925400	120/70 - 12 58P reinf. TL	Diablo Rosso Scooter	2925500	130/70 - 12 62P reinf. TL	Diablo Rosso Scooter	1.80 2.20
Vespa LX 125 i.e	M68	125	2007						2589200	110/70 - 11 45L TL	SL 38 UNICO	2583800	120/70 - 10 54L reinf. TL	SL 38 UNICO	1.60 2.20
Vespa LX 125; €3	M44	125	2007						2589200	110/70 - 11 45L TL	SL 38 UNICO	2583800	120/70 - 10 54L reinf. TL	SL 38 UNICO	-
Vespa LX 150 €3	M44	150	2007						2589200	110/70 - 11 45L TL	SL 38 UNICO	2583800	120/70 - 10 54L reinf. TL	SL 38 UNICO	-
Vespa LX 50; 4T 4V	C38	50							2589200	110/70 - 11 45L TL	SL 38 UNICO	2583800	120/70 - 10 54L reinf. TL	SL 38 UNICO	1.40 2.00
Vespa LXV 125 €3	M44	125	2007						2589200	110/70 - 11 45L TL	SL 38 UNICO	2583800	120/70 - 10 54L reinf. TL	SL 38 UNICO	-
Vespa LXV 50		50	2007						2589200	110/70 - 11 45L TL	SL 38 UNICO	2583800	120/70 - 10 54L reinf. TL	SL 38 UNICO	-
Vespa Primavera 125; S; Touring		125	2017						2925300	110/70 - 12 47P TL	Diablo Rosso Scooter	2925400	120/70 - 12 58P reinf. TL	Diablo Rosso Scooter	1.80 2.20
Vespa Primavera 125; S; Touring		125	2017						2769500	110/70 - 12 47P TL	Angel Scooter	2770900	120/70 - 12 58P reinf. TL	Angel Scooter	1.80 2.20
Vespa Primavera 50; S; Touring		50	2017						2769500	110/70 - 12 47P TL	Angel Scooter	2770900	120/70 - 12 58P reinf. TL	Angel Scooter	1.80 2.20
Vespa Primavera 50; S; Touring		50	2017						2925300	110/70 - 12 47P TL	Diablo Rosso Scooter	2925400	120/70 - 12 58P reinf. TL	Diablo Rosso Scooter	1.80 2.20
Vespa PX 125 E Lusso; E Kat	M 50	125						23	2903000	3.50 - 10 59J reinf. TL	Angel Scooter	2903000	3.50 - 10 59J reinf. TL	Angel Scooter	1.50 1.70
Vespa PX 125; FL DT		125						23	2903000	3.50 - 10 59J reinf. TL	Angel Scooter	2903000	3.50 - 10 59J reinf. TL	Angel Scooter	1.50 1.70
Vespa S 125 €3	M44	125	2008						2589200	110/70 - 11 45L TL	SL 38 UNICO	2583800	120/70 - 10 54L reinf. TL	SL 38 UNICO	-
Vespa S 125 i.e.	M68	125	2008						2589200	110/70 - 11 45L TL	SL 38 UNICO	2583800	120/70 - 10 54L reinf. TL	SL 38 UNICO	1.60 2.20
Vespa S 50; 4T 4V	C38	50							2589200	110/70 - 11 45L TL	SL 38 UNICO	2583800	120/70 - 10 54L reinf. TL	SL 38 UNICO	-
Vespa Sprint 125 3V i.e.		125	2014						2769500	110/70 - 12 47P TL	Angel Scooter	2770900	120/70 - 12 58P reinf. TL	Angel Scooter	1.80 2.20
Vespa Sprint 125 3V i.e.		125	2014						2925300	110/70 - 12 47P TL	Diablo Rosso Scooter	2925400	120/70 - 12 58P reinf. TL	Diablo Rosso Scooter	1.80 2.20
Vespa Sprint 125 Euro 4	MA1A	125	2016						2769500	110/70 - 12 47P TL	Angel Scooter	2770900	120/70 - 12 58P reinf. TL	Angel Scooter	1.80 2.20
Vespa Sprint 125 Euro 4	MA1A	125	2016						2925300	110/70 - 12 47P TL	Diablo Rosso Scooter	2925400	120/70 - 12 58P reinf. TL	Diablo Rosso Scooter	1.80 2.20
Vespa Sprint 125; Sprint S 125		125	2017						2769500	110/70 - 12 47P TL	Angel Scooter	2770900	120/70 - 12 58P reinf. TL	Angel Scooter	1.80 2.20
Vespa Sprint 125; Sprint S 125		125	2017						2925300	110/70 - 12 47P TL	Diablo Rosso Scooter	2925400	120/70 - 12 58P reinf. TL	Diablo Rosso Scooter	1.80 2.20
Vespa Sprint 50 2T / 50 4T 4V		50	2014						2769500	110/70 - 12 47P TL	Angel Scooter	2770900	120/70 - 12 58P reinf. TL	Angel Scooter	-
Vespa Sprint 50 2T / 50 4T 4V		50	2014						2925300	110/70 - 12 47P TL	Diablo Rosso Scooter	2925400	120/70 - 12 58P reinf. TL	Diablo Rosso Scooter	-
Vespa Sprint 50; Sprint S 50		50	2017						2769500	110/70 - 12 47P TL	Angel Scooter	2770900	120/70 - 12 58P reinf. TL	Angel Scooter	1.80 2.20



MODEL	TYPE	CC	MY From	MY To	Footnotes	FRONT			REAR			Pressure	
						IP-Code	Dimension	Tread	IP-Code	Dimension	Tread	Front	Rear
PIAGGIO (continued)													
Vespa Sprint 50; Sprint S 50		50	2017			2925300	110/70 - 12 47P TL	Diablo Rosso Scooter	2925400	120/70 - 12 58P reinf. TL	Diablo Rosso Scooter	1.80	2.20
X EVO 125 €3	M36	125	2007			2770300	120/70 - 14 M/C 55P TL	Angel Scooter Fr.	2771000	130/70 - 12 62P reinf. TL	Angel Scooter	-	-
X EVO 125 €3	M36	125	2007			2768500	120/70 - 14 M/C 55S TL	Diablo Rosso Scooter Fr.	2925500	130/70 - 12 62P reinf. TL	Diablo Rosso Scooter	-	-
X EVO 250 i.e.	M36	250	2007			2770300	120/70 - 14 M/C 55P TL	Angel Scooter Fr.	2771000	130/70 - 12 62P reinf. TL	Angel Scooter	-	-
X EVO 250 i.e.	M36	250	2007			2768500	120/70 - 14 M/C 55S TL	Diablo Rosso Scooter Fr.	2925500	130/70 - 12 62P reinf. TL	Diablo Rosso Scooter	-	-
X10 125 i.e. Executive ABS/ASR; 125 i.e. M 76	M 76	125	2012			2768800	120/70 - 15 M/C 56S TL	Diablo Rosso Scooter Fr.	2769100	150/70 - 13 M/C 64S TL	Diablo Rosso Scooter	2.30	2.60
X10 125 i.e. Executive ABS/ASR; 125 i.e. M 76	M 76	125	2012			2770500	120/70 - 15 M/C 56S TL	Angel Scooter Fr.	3107300	150/70 - 13 M/C 64S TL	Angel Scooter	2.30	2.60
X10 350 i.e. Executive ABS; ASR M 76	M 76	350	2012			2770500	120/70 - 15 M/C 56S TL	Angel Scooter Fr.	3107300	150/70 - 13 M/C 64S TL	Angel Scooter	2.30	2.60
X10 350 i.e. Executive ABS; ASR M 76	M 76	350	2012			2768800	120/70 - 15 M/C 56S TL	Diablo Rosso Scooter Fr.	2769100	150/70 - 13 M/C 64S TL	Diablo Rosso Scooter	2.30	2.60
X10 500 i.e. Executive ABS; ASR M 76	M 76	500	2012			2768800	120/70 - 15 M/C 56S TL	Diablo Rosso Scooter Fr.	2769100	150/70 - 13 M/C 64S TL	Diablo Rosso Scooter	2.30	2.60
X10 500 i.e. Executive ABS; ASR M 76	M 76	500	2012			2770500	120/70 - 15 M/C 56S TL	Angel Scooter Fr.	3107300	150/70 - 13 M/C 64S TL	Angel Scooter	2.30	2.60
X7 125; 250		125	2008			2770300	120/70 - 14 M/C 55P TL	Angel Scooter Fr.	2771300	140/60 - 13 M/C 63P reinf. TL	Angel Scooter	-	-
X7 300		300	2011			2770300	120/70 - 14 M/C 55P TL	Angel Scooter Fr.	2771300	140/60 - 13 M/C 63P reinf. TL	Angel Scooter	-	-
X8 125		125	2005			2768500	120/70 - 14 M/C 55S TL	Diablo Rosso Scooter Fr.	2925500	130/70 - 12 62P reinf. TL	Diablo Rosso Scooter	-	-
X8 125		125	2005			2770300	120/70 - 14 M/C 55P TL	Angel Scooter Fr.	2771000	130/70 - 12 62P reinf. TL	Angel Scooter	-	-
X8 125 €3	M 36	125	2006			2768500	120/70 - 14 M/C 55S TL	Diablo Rosso Scooter Fr.	2925500	130/70 - 12 62P reinf. TL	Diablo Rosso Scooter	2.20	2.40
X8 125 €3	M 36	125	2006			2770300	120/70 - 14 M/C 55P TL	Angel Scooter Fr.	2771000	130/70 - 12 62P reinf. TL	Angel Scooter	2.20	2.40
X8 200		200	2005			2770300	120/70 - 14 M/C 55P TL	Angel Scooter Fr.	2771000	130/70 - 12 62P reinf. TL	Angel Scooter	-	-
X8 200		200	2005			2768500	120/70 - 14 M/C 55S TL	Diablo Rosso Scooter Fr.	2925500	130/70 - 12 62P reinf. TL	Diablo Rosso Scooter	-	-
X8 250 i.e.	M36	250	2007			2770300	120/70 - 14 M/C 55P TL	Angel Scooter Fr.	2771000	130/70 - 12 62P reinf. TL	Angel Scooter	-	-
X8 250 i.e.	M36	250	2007			2768500	120/70 - 14 M/C 55S TL	Diablo Rosso Scooter Fr.	2925500	130/70 - 12 62P reinf. TL	Diablo Rosso Scooter	-	-
X9 125 €3	M48	125	2006			2770300	120/70 - 14 M/C 55P TL	Angel Scooter Fr.	2771500	140/60 - 14 M/C 64P reinf. TL	Angel Scooter	-	-
X9 125; Evolution	M23	125				2770300	120/70 - 14 M/C 55P TL	Angel Scooter Fr.	2771500	140/60 - 14 M/C 64P reinf. TL	Angel Scooter	-	-
X9 180		180				2770300	120/70 - 14 M/C 55P TL	Angel Scooter Fr.	2771300	140/60 - 13 M/C 63P reinf. TL	Angel Scooter	-	-
X9 250		250	2001			2770300	120/70 - 14 M/C 55P TL	Angel Scooter Fr.	2771300	140/60 - 13 M/C 63P reinf. TL	Angel Scooter	-	-
X9 500 Evolution; ABS	M 27	500	2003			2768500	120/70 - 14 M/C 55S TL	Diablo Rosso Scooter Fr.	2769200	150/70 - 14 M/C 66S TL	Diablo Rosso Scooter	2.20	2.60
X9 Street		500				2768500	120/70 - 14 M/C 55S TL	Diablo Rosso Scooter Fr.	2769200	150/70 - 14 M/C 66S TL	Diablo Rosso Scooter	-	-
ZIP & ZIP Bimodale Autom.		50				2902900	90/90 - 10 50J TL	Angel Scooter	2902900	90/90 - 10 50J TL	Angel Scooter	1.30	2.50
ZIP 125 MY 2002 -		125	2002			2583700	100/80 - 10 53L TL	SL 38 UNICO	2583800	120/70 - 10 54L reinf. TL	SL 38 UNICO	-	-
ZIP 25; 50		25				2902900	90/90 - 10 50J TL	Angel Scooter	2902900	90/90 - 10 50J TL	Angel Scooter	-	-
ZIP 50 4T ; Special Edition		50				2583700	100/80 - 10 53L TL	SL 38 UNICO	2583800	120/70 - 10 54L reinf. TL	SL 38 UNICO	1.30	2.50
ZIP 50 Fast-Rider Autom.		50				0531800	100/80 - 10 53J TL	SL 26	0531800	100/80 - 10 53J TL	SL 26	1.30	2.50
ZIP 50 Fast-Rider Autom.		50				2583700	100/80 - 10 53L TL	SL 38 UNICO	2583700	100/80 - 10 53L TL	SL 38 UNICO	1.30	2.50
ZIP 50; ZIP II 25; 50 Cat.DT		50	2002			2583700	100/80 - 10 53L TL	SL 38 UNICO	2583800	120/70 - 10 54L reinf. TL	SL 38 UNICO	-	-
Zip Base 50; 25		50	1997			2583700	100/80 - 10 53L TL	SL 38 UNICO	2583700	100/80 - 10 53L TL	SL 38 UNICO	1.30	2.50
Zip Base 50; 25		50	1997			0531800	100/80 - 10 53J TL	SL 26	0531800	100/80 - 10 53J TL	SL 26	1.30	2.50
PUCH													
Lido 125 CD		125			23	2903000	3.50 - 10 59J reinf. TL	Angel Scooter	2903000	3.50 - 10 59J reinf. TL	Angel Scooter	1.50	2.50
Lido 50 SL		50				2903200	3.00 - 10 50J reinf. TL	Angel Scooter	2903200	3.00 - 10 50J reinf. TL	Angel Scooter	1.50	2.50
Lido 50 SL		50				0401900	3.00 - 10 42J	SC 30	0401900	3.00 - 10 42J	SC 30	1.50	2.50
Lido 80 SE		80			23	2903000	3.50 - 10 59J reinf. TL	Angel Scooter	2903000	3.50 - 10 59J reinf. TL	Angel Scooter	1.50	2.50
Maxi S/ N/ Maxi Super S		50				0244300	2 1/4 - 17 39J reinf.	ML 12	0244300	2 1/4 - 17 39J reinf.	ML 12	-	-
P 1 L/ XL		50				0244300	2 1/4 - 17 39J reinf.	ML 12	0244300	2 1/4 - 17 39J reinf.	ML 12	-	-
REJU													
Cityline 125		125	2015			2770300	120/70 - 14 M/C 55P TL	Angel Scooter Fr.	2771400	130/60 - 13 M/C 60P reinf. TL	Angel Scooter	-	-
Cityline 300		300	2015		10	2770300	120/70 - 14 M/C 55P TL	Angel Scooter Fr.	2771500	140/60 - 14 M/C 64P reinf. TL	Angel Scooter	-	-
Marathon 125		125				0341400	80/90 - 21 M/C 48P TT	MT 21 Ft.	0341500	110/80 - 18 M/C 58P TT	MT 21	-	-
Marathon 125		125				1005100	80/90 - 21 M/C 48S TT	MT 90 Front AT	1004500	110/80 - 18 M/C 58S TT	MT 90 AT	-	-



MODEL	TYPE	CC	MY From	MY To	Footnotes	FRONT			REAR			Pressure		
						IP-Code	Dimension	Tread	IP-Code	Dimension	Tread	Front	Rear	
ROYAL ENFIELD (continued)														
Continental GT		535	2014			10	3131000	100/90 - 18 M/C 56H TL	Phantom Sportscomp Fr.	3131100	130/70 - 18 M/C 63H TL	Phantom Sportscomp	-	-
Continental GT 650 MY 2018 -		650	2018			10	1419700	100/90 - 18 M/C 56H TL	Sport Demon Fr.	1343400	130/70 - 18 M/C 63H TL	Sport Demon	-	-
Continental GT 650 MY 2018 -		650	2018			3131000	100/90 - 18 M/C 56H TL	Phantom Sportscomp Fr.	Phantom Sportscomp Fr.	3131100	130/70 - 18 M/C 63H TL	Phantom Sportscomp	-	-
Himalayan; Sleet		400	2018			3617700	90/90 - 21 M/C 54H TL	MT 60 E Fr.	MT 60 E Fr.	3617800	120/90 - 17 M/C 64S TT	MT 60 E	1.90	2.40
Himalayan; Sleet		400	2018			0281800	90/90 - 21 M/C 54H TL	MT 60 Fr.	MT 60 Fr.	0947500	120/90 - 17 M/C 64S TT	MT 60	1.90	2.40
Himalayan; Sleet		400	2018			1005200	90/90 - 21 M/C 54S TT	MT 90 Front A/T	MT 90 Front A/T	1004300	120/90 - 17 M/C 64S TT	MT 90 A/T	1.90	2.40
Himalayan; Sleet		400	2018			1726500	90/90 - 21 M/C 54S TT	Scorpion Trail Fr.	Scorpion Trail Fr.	1726700	120/90 - 17 M/C 64S TT	Scorpion Trail	1.90	2.40
Himalayan; Sleet		400	2018			3745900	90/90 - 21 M/C 54R TT	MT 21 Fr.	MT 21 Fr.	0342300	120/90 - 17 M/C 64R TT	MT 21	1.90	2.40
Interceptor 650 MY 2019 -		650	2019			1419700	100/90 - 18 M/C 56H TL	Sport Demon Fr.	Sport Demon Fr.	1343400	130/70 - 18 M/C 63H TL	Sport Demon	-	-
Interceptor 650 MY 2019 -		650	2019			3131000	100/90 - 18 M/C 56H TL	Phantom Sportscomp Fr.	Phantom Sportscomp Fr.	3131100	130/70 - 18 M/C 63H TL	Phantom Sportscomp	-	-
SACHS														
49er 10"		50					2903000	3.50 - 10 59J reinf.TL	Angel Scooter		3.50 - 10 59J reinf.TL	Angel Scooter	-	-
Bee 125		125	2008				2903000	3.50 - 10 59J reinf.TL	Angel Scooter		3.50 - 10 59J reinf.TL	Angel Scooter	-	-
Bee 125		125					2903000	3.50 - 10 59J reinf.TL	Angel Scooter		3.50 - 10 59J reinf.TL	Angel Scooter	-	-
Bee 50		50	2008				2903000	3.50 - 10 59J reinf.TL	Angel Scooter		3.50 - 10 59J reinf.TL	Angel Scooter	-	-
City CV 50		50					2903000	3.50 - 10 59J reinf.TL	Angel Scooter		3.50 - 10 59J reinf.TL	Angel Scooter	1.80	2.20
City CV 80 E		80					2903000	3.50 - 10 59J reinf.TL	Angel Scooter		3.50 - 10 59J reinf.TL	Angel Scooter	1.80	2.20
Enduro ZX 50		50					3745900	90/90 - 21 M/C 54R TT	MT 21 Fr.	0341500	110/80 - 18 M/C 58P TT	MT 21	-	-
Enduro ZX 50		50					1005200	90/90 - 21 M/C 54S TT	MT 90 Front A/T	1004500	110/80 - 18 M/C 58S TT	MT 90 A/T	-	-
Fox 50		50					2903200	3.00 - 10 50J reinf.TL	Angel Scooter	2903200	3.00 - 10 50J reinf.TL	Angel Scooter	1.50	2.00
Fox 50		50					0401900	3.00 - 10 42J	SC 30	0401900	3.00 - 10 42J	SC 30	1.50	2.00
Gipsy 50		50					0550500	120/90 - 10 57J TL	SL 60	0550800	130/90 - 10 61J TL	SL 60	-	-
Gipsy 50		50					0737100	120/90 - 10 66J TL	SL 26	0791900	130/90 - 10 61J TL	SL 26	-	-
K 180 Military		180				26	1340900	3.25 - 18 M/C 52S TT	City Demon	1340900	3.25 - 18 M/C 52S TT	City Demon	-	-
Limbo		50					2902900	90/90 - 10 50J TL	Angel Scooter	2902900	90/90 - 10 50J TL	Angel Scooter	1.80	2.20
Prima 2		50					0244000	2 1/4 - 16 38J reinf.	ML 12	0244000	2 1/4 - 16 38J reinf.	ML 12	-	-
Prima 3		50					0244000	2 1/4 - 16 38J reinf.	ML 12	0244000	2 1/4 - 16 38J reinf.	ML 12	-	-
Raver		50					0550500	120/90 - 10 57J TL	SL 60	0550800	130/90 - 10 61J TL	SL 60	1.30	2.00
Raver		50					0737100	120/90 - 10 66J TL	SL 26	0791900	130/90 - 10 61J TL	SL 26	1.30	2.00
Reggae		50					0550500	120/90 - 10 57J TL	SL 60	0550800	130/90 - 10 61J TL	SL 60	1.30	2.00
Roadster 125 V2	680	125	1998				2046800	110/70 - 17 M/C 54H TL	Sport Demon Fr.	2589600	140/70 - 17 M/C 66H TL	Sport Demon	1.80	2.20
Roadster 125 V2	680	125	1998			10	2702200	110/70 - 17 M/C 54S TL	Angel City	3566600	140/70 - 17 M/C 66S TL	Angel City	1.80	2.20
Roadster 650	830	650	2000			10	3111300	120/70 ZR 17 M/C (58W) TL	Angel GT II Fr.	3111700	160/60 ZR 17 M/C (69W) TL	Angel GT II	2.30	2.70
Roadster 650	830	650	2000				2387600	120/70 ZR 17 M/C (58W) TL	Angel GT Fr.	2317400	160/60 ZR 17 M/C (69W) TL	Angel GT	2.30	2.70
Roadster 650	830	650	2000			10	2906900	120/70 ZR 17 M/C (58W) TL	Diablo Rosso Corsa II Fr.	2907000	160/60 ZR 17 M/C (69W) TL	Diablo Rosso Corsa II	2.30	2.70
Roadster 650	830	650	2000			10	2635200	120/70 ZR 17 M/C (58W) TL	Diablo Rosso Corsa III Fr.	2635400	160/60 ZR 17 M/C (69W) TL	Diablo Rosso Corsa III	2.30	2.70
Roadster 650	830	650	2000				1734600	120/70 ZR 17 M/C (58W) TL	Diablo Rosso Corsa Fr.	1971000	160/60 ZR 17 M/C (69W) TL	Diablo Rosso Corsa	2.30	2.70
Roadster 650	830	650	2000				2210400	120/70 R 17 M/C 58H TL	Diablo Rosso II Fr.	2210600	160/60 R 17 M/C 69H TL	Diablo Rosso II	2.30	2.70
Roadster 650	830	650	2000				1868400	120/70 ZR 17 M/C (58W) TL	Angel ST Fr.	1868800	160/60 ZR 17 M/C (69W) TL	Angel ST	2.30	2.70
Samba SR 125		125					2903100	100/90 - 10 56J TL	Angel Scooter	2903100	100/90 - 10 56J TL	Angel Scooter	1.80	2.20
Samba SR 50		80					2902900	90/90 - 10 50J TL	Angel Scooter	2902900	90/90 - 10 50J TL	Angel Scooter	1.80	2.00
Samba SR 80		50	2008				2903100	100/90 - 10 56J TL	Angel Scooter	2903100	100/90 - 10 56J TL	Angel Scooter	1.90	2.10
Speedforce; Speedjet		50	2008				2769700	120/70 - 12 51P TL	Angel Scooter Fr.	2771000	130/70 - 12 62P reinf.TL	Angel Scooter	-	-
Speedforce; Speedjet		50	2008				2925400	120/70 - 12 58P reinf.TL	Diablo Rosso Scooter	2925500	130/70 - 12 62P reinf.TL	Diablo Rosso Scooter	-	-
Splinter		50					2769700	120/70 - 12 51P TL	Angel Scooter Fr.	2771000	130/70 - 12 62P reinf.TL	Angel Scooter	1.30	2.00
Splinter		50					2925400	120/70 - 12 58P reinf.TL	Diablo Rosso Scooter	2925500	130/70 - 12 62P reinf.TL	Diablo Rosso Scooter	1.30	2.00
Swing 50		50					0947600	2 1/2 - 16 42J reinf.	ML 75	0947700	2 3/4 - 16 46J reinf.	ML 75	-	-

SACHS (continued)

Swing 50		50					0947600	2 1/2 - 16 42J reinf.	ML 75	0947600	2 1/2 - 16 42J reinf.	ML 75	-
Swing 50		50					0244100	2 1/2 - 16 42J reinf.	ML 12	0244100	2 1/2 - 16 42J reinf.	ML 12	-
Swing 50		50					0244100	2 1/2 - 16 42J reinf.	ML 12	0947700	2 3/4 - 16 46J reinf.	ML 75	-
SX 1		50	2008				2769700	120/70 - 12 51P TL	Angel Scooter Fr.	2771000	130/70 - 12 62P reinf TL	Angel Scooter	-
SX 1		50	2008				2925400	120/70 - 12 58P reinf TL	Diablo Rosso Scooter	2925500	130/70 - 12 62P reinf TL	Diablo Rosso Scooter	-
X-Road 125	678	125	2006				2046800	110/70 - 17 M/C 54H TL	Sport Demon Fr.	1343300	150/70 - 17 M/C 69H TL	Sport Demon	2.00
X-Road 125	678	125	2006			10	2635000	110/70 ZR 17 M/C 54W TL	Diablo Rosso III Fr.	2635400	160/60 ZR 17 M/C (69W) TL	Diablo Rosso III	2.00
X-Road 125	678	125	2006				2069900	110/70 ZR 17 M/C 54W TL	Diablo Rosso II Fr.	2070200	160/60 ZR 17 M/C (69W) TL	Diablo Rosso II	2.00
X-Road 125	679, WSF 679	125	2004				2046800	110/70 - 17 M/C 54H TL	Sport Demon Fr.	1343300	150/70 - 17 M/C 69H TL	Sport Demon	-
XT C 125 / N	675	125	1999				2046800	110/70 ZR 17 M/C 54W V3 TL	Diablo Supercorsa SP Fr.	3657200	150/60 ZR 17 M/C 66W V3 TL	Diablo Supercorsa SP	-
XT C 125 / N	675	125	1999				10 2854900	110/70 R 17 M/C 54H TL	Diablo Rosso III Fr.	2855100	150/60 R 17 M/C 66H TL	Diablo Rosso III	-
XT C 125 / N	675	125	1999				10 2635000	110/70 ZR 17 M/C 54W TL	Diablo Rosso III Fr.	2635300	150/60 ZR 17 M/C 66W TL	Diablo Rosso III	-
XT C 125 / N	675	125	1999				2069900	110/70 ZR 17 M/C 54W TL	Diablo Rosso II Fr.	2070100	150/60 ZR 17 M/C 66W TL	Diablo Rosso II	-
XT C 125 / N	675	125	1999				2433400	110/70 R 17 M/C 54H TL	MT 60 RS Fr.	2433500	150/60 R 17 M/C 66H TL	MT 60 RS	-
XT C 125 / N	675	125	1999				2072500	110/70 R 17 M/C 54H TL	Diablo Rosso II Fr.	2210500	150/60 R 17 M/C 66H TL	Diablo Rosso II	-
XT C 125	677, WSF 677	125	2003				2046800	110/70 - 17 M/C 54H TL	Sport Demon Fr.	1343300	150/70 - 17 M/C 69H TL	Sport Demon	1.90
XT C 125, Racing	675	125	2001				10 3657000	110/70 ZR 17 M/C 54W V3 TL	Diablo Supercorsa SP Fr.	3657200	150/60 ZR 17 M/C 66W V3 TL	Diablo Supercorsa SP	-
XT C 125, Racing	675	125	2001				10 2854900	110/70 R 17 M/C 54H TL	Diablo Rosso III Fr.	2855100	150/60 R 17 M/C 66H TL	Diablo Rosso III	-
XT C 125, Racing	675	125	2001				10 2635000	110/70 ZR 17 M/C 54W TL	Diablo Rosso III Fr.	2635300	150/60 ZR 17 M/C 66W TL	Diablo Rosso III	-
XT C 125, Racing	675	125	2001				10 2433400	110/70 R 17 M/C 54H TL	MT 60 RS Fr.	2433500	150/60 R 17 M/C 66H TL	MT 60 RS	-
XT C 125, Racing	675	125	2001				2069900	110/70 ZR 17 M/C 54W TL	Diablo Rosso II Fr.	2070100	150/60 ZR 17 M/C 66W TL	Diablo Rosso II	-
XT C 125, Racing	675	125	2001				2072500	110/70 R 17 M/C 54H TL	Diablo Rosso II Fr.	2210500	150/60 R 17 M/C 66H TL	Diablo Rosso II	-
ZZ 125	660	125	1998				10 3657000	110/70 ZR 17 M/C 54W V3 TL	Diablo Supercorsa SP Fr.	3657200	150/60 ZR 17 M/C 66W V3 TL	Diablo Supercorsa SP	-
ZZ 125	660	125	1998				10 2854900	110/70 R 17 M/C 54H TL	Diablo Rosso III Fr.	2855100	150/60 R 17 M/C 66H TL	Diablo Rosso III	-
ZZ 125	660	125	1998				10 2808100	110/70 R 17 M/C 54H M+S TL	Scorpion Rally STR Fr.	2808200	150/60 R 17 M/C 66H M+S TL	Scorpion Rally STR	-
ZZ 125	660	125	1998				10 2635000	110/70 ZR 17 M/C 54W TL	Diablo Rosso III Fr.	2635300	150/60 ZR 17 M/C 66W TL	Diablo Rosso III	-
ZZ 125	660	125	1998				10 2433400	110/70 R 17 M/C 54H TL	MT 60 RS Fr.	2433500	150/60 R 17 M/C 66H TL	MT 60 RS	-
ZZ 125	660	125	1998				2069900	110/70 ZR 17 M/C 54W TL	Diablo Rosso II Fr.	2070100	150/60 ZR 17 M/C 66W TL	Diablo Rosso II	-
ZZ 125	660	125	1998				2072500	110/70 R 17 M/C 54H TL	Diablo Rosso II Fr.	2210500	150/60 R 17 M/C 66H TL	Diablo Rosso II	-
SASY													
CJ 50		50				23	2903000	3.50 - 10 59J reinf TL	Angel Scooter	2903000	3.50 - 10 59J reinf TL	Angel Scooter	-
Jet 50		50					0550800	120/90 - 10 57J TL	SL 60	0550800	130/90 - 10 61J TL	SL 60	-
Jet 50		50					0737100	120/90 - 10 66J TL	SL 26	0791900	130/90 - 10 61J TL	SL 26	-
Standard 50		50					0737100	120/90 - 10 66J TL	SL 26	0791900	130/90 - 10 61J TL	SL 26	-
Standard 50		50					0550800	120/90 - 10 57J TL	SL 60	0550800	130/90 - 10 61J TL	SL 60	-
Super Mulian AG 50		50					2903200	3.00 - 10 50J reinf TL	Angel Scooter	2903200	3.00 - 10 50J reinf TL	Angel Scooter	-
Super Mulian AG 50		50					0401900	3.00 - 10 42J	SC 30	0401900	3.00 - 10 42J	SC 30	-
SCATTO													
Mix		50					2903200	3.00 - 10 50J reinf TL	Angel Scooter	2903200	3.00 - 10 50J reinf TL	Angel Scooter	1.50
Mix		50					2903000	3.50 - 10 59J reinf TL	Angel Scooter	2903000	3.50 - 10 59J reinf TL	Angel Scooter	1.50
Mix		50					0401900	3.00 - 10 42J	SC 30	0401900	3.00 - 10 42J	SC 30	1.50
SFM													
Bee 2		50					2769700	120/70 - 12 51P TL	Angel Scooter Fr.	2771000	130/70 - 12 62P reinf TL	Angel Scooter	-
Bee 2		50					2925400	120/70 - 12 58P reinf TL	Diablo Rosso Scooter	2925500	130/70 - 12 62P reinf TL	Diablo Rosso Scooter	-
Bee 50 / 125		50					2769700	120/70 - 12 51P TL	Angel Scooter Fr.	2771000	130/70 - 12 62P reinf TL	Angel Scooter	-
Bee 50 / 125		50					2925400	120/70 - 12 58P reinf TL	Diablo Rosso Scooter	2925500	130/70 - 12 62P reinf TL	Diablo Rosso Scooter	-
Futuro 125		125					2770600	100/80 - 16 M/C 50P TL	Angel Scooter Fr.	2772000	120/80 - 16 M/C 60P TL	Angel Scooter	-
Speedjet R; RS		50					2769700	120/70 - 12 51P TL	Angel Scooter Fr.	2771000	130/70 - 12 62P reinf TL	Angel Scooter	-
Speedjet R; RS		50					2925400	120/70 - 12 58P reinf TL	Diablo Rosso Scooter	2925500	130/70 - 12 62P reinf TL	Diablo Rosso Scooter	-
ZZ 125 Supermoto		125	2013				2046800	110/70 - 17 M/C 54H TL	Sport Demon Fr.	2589500	130/70 - 17 M/C 62H TL	Sport Demon	1.75
ZZ 125 Supermoto		125	2013			10	2702200	110/70 - 17 M/C 54S TL	Angel City	3243400	130/70 - 17 M/C 62S TL	Angel City	1.75



MODEL	TYPE	CC	MY From	MY To	Footnotes	FRONT			REAR			Pressure		
						IP-Code	Dimension	Tread	IP-Code	Dimension	Tread	Front	Rear	
SHERCO														
250 SEF-R (4T)		250	2015			10	2322100	90/90 - 21 M/C 54M M+S TT	Scorpion PRO Fr.	2322300	140/80 - 18 M/C 70M M+S TT	Scorpion PRO	-	-
250 SEF-R (4T)		250	2015			10	1745300	90/90 - 21 M/C 54R MST TT	Scorpion Rally Fr.	1688700	140/80 - 18 M/C 70R MST TT	Scorpion Rally	-	-
250 SEF-R (4T)		250	2015			10	3745900	90/90 - 21 M/C 54R TT	MT 21 Fr.	0341000	140/80 - 18 M/C 70R TT	MT 21	-	-
250 SE-R (2T)		250	2015			10	2322100	90/90 - 21 M/C 54M M+S TT	Scorpion PRO Fr.	2322300	140/80 - 18 M/C 70M M+S TT	Scorpion PRO	-	-
250 SE-R (2T)		250	2015			10	1745300	90/90 - 21 M/C 54R MST TT	Scorpion Rally Fr.	1688700	140/80 - 18 M/C 70R MST TT	Scorpion Rally	-	-
250 SE-R (2T)		250	2015			10	3745900	90/90 - 21 M/C 54R TT	MT 21 Fr.	0341000	140/80 - 18 M/C 70R TT	MT 21	-	-
300 SEF-R (4T)		300	2015			10	2322100	90/90 - 21 M/C 54M M+S TT	Scorpion PRO Fr.	2322300	140/80 - 18 M/C 70M M+S TT	Scorpion PRO	-	-
300 SEF-R (4T)		300	2015			10	1745300	90/90 - 21 M/C 54R MST TT	Scorpion Rally Fr.	1688700	140/80 - 18 M/C 70R MST TT	Scorpion Rally	-	-
300 SEF-R (4T)		300	2015			10	3745900	90/90 - 21 M/C 54R TT	MT 21 Fr.	0341000	140/80 - 18 M/C 70R TT	MT 21	-	-
300 SE-R (2T)		300	2015			10	2322100	90/90 - 21 M/C 54M M+S TT	Scorpion PRO Fr.	2322300	140/80 - 18 M/C 70M M+S TT	Scorpion PRO	-	-
300 SE-R (2T)		300	2015			10	1745300	90/90 - 21 M/C 54R MST TT	Scorpion Rally Fr.	1688700	140/80 - 18 M/C 70R MST TT	Scorpion Rally	-	-
300 SE-R (2T)		300	2015			10	3745900	90/90 - 21 M/C 54R TT	MT 21 Fr.	0341000	140/80 - 18 M/C 70R TT	MT 21	-	-
450 SEF-R (4T)		450	2015			10	2322100	90/90 - 21 M/C 54M M+S TT	Scorpion PRO Fr.	2322300	140/80 - 18 M/C 70M M+S TT	Scorpion PRO	-	-
450 SEF-R (4T)		450	2015			10	1745300	90/90 - 21 M/C 54R MST TT	Scorpion Rally Fr.	1688700	140/80 - 18 M/C 70R MST TT	Scorpion Rally	-	-
450 SEF-R (4T)		450	2015			10	3745900	90/90 - 21 M/C 54R TT	MT 21 Fr.	0341000	140/80 - 18 M/C 70R TT	MT 21	-	-
SUZUKI														
AH 100 Address		100					2903100	100/90 - 10 56J TL	Angel Scooter	2903100	100/90 - 10 56J TL	Angel Scooter	1.50	2.40
AH 50 Address	CA1GA	50			23		2902900	90/90 - 10 50J TL	Angel Scooter	2902900	90/90 - 10 50J TL	Angel Scooter	1.50	2.30
AN 125	CF 42 A	125					2903000	3.50 - 10 59J reinf. TL	Angel Scooter	2903100	100/90 - 10 56J TL	Angel Scooter	1.50	2.50
AN 250 Burgman	AN	250	1998				2770000	110/90 - 13 M/C 56P TL	Angel Scooter Fr.	2771200	130/70 - 13 M/C 63P reinf. TL	Angel Scooter	2.25	2.80
AN 400 A, Z A Burgman	WVCG	400	2007				2768700	120/80 - 14 M/C 58S TL	Diablo Rosso Scooter Fr.	2769100	150/70 - 13 M/C 64S TL	Diablo Rosso Scooter	1.75	2.50
AN 400 Burgman	AJ / WVAU	400	1999				2770000	110/90 - 13 M/C 56P TL	Angel Scooter Fr.	2771200	130/70 - 13 M/C 63P reinf. TL	Angel Scooter	1.75	2.80
AN 400 Burgman	WVBW	400	2003				2770000	110/90 - 13 M/C 56P TL	Angel Scooter Fr.	2771200	130/70 - 13 M/C 63P reinf. TL	Angel Scooter	1.75	2.80
AN 400 Burgman MY 2017 -	WDLU	400	2017			27	2770500	120/70 - 15 M/C 56S TL	Angel Scooter Fr.	3107300	150/70 - 13 M/C 64S TL	Angel Scooter	2.00	2.50
AN 400 Burgman MY 2017 -	WDLU	400	2017				2768800	120/70 - 15 M/C 56S TL	Diablo Rosso Scooter Fr.	2769100	150/70 - 13 M/C 64S TL	Diablo Rosso Scooter	2.00	2.50
AN 650 A Burgman (all versions)	WVBW	650	2004				2768900	120/70 R 15 M/C 56H TL	Diablo Rosso Scooter Fr.	2769300	160/60 R 14 M/C 65H TL	Diablo Rosso Scooter	2.25	2.80
AN 650 Burgman	WVBW	650	2003				2768900	120/70 R 15 M/C 56H TL	Diablo Rosso Scooter Fr.	2769300	160/60 R 14 M/C 65H TL	Diablo Rosso Scooter	2.25	2.80
AN 650 Z Burgman; Executive	WVBW; WBUO	650	2013				2768900	120/70 R 15 M/C 56H TL	Diablo Rosso Scooter Fr.	2769300	160/60 R 14 M/C 65H TL	Diablo Rosso Scooter	2.25	2.80
AP 50	CA 1JA	50	1994	1996			2583700	100/80 - 10 53L TL	SL 38 UNICO	2583700	100/80 - 10 53L TL	SL 38 UNICO	1.40	2.30
AP 50	CA 1JA	50	1994	1996			2583700	100/80 - 10 53L TL	SL 26	0531800	100/80 - 10 53J TL	SL 26	1.40	2.30
AP 50 MY 1997 -	CA 1JA	50	1997				2903100	100/90 - 10 56J TL	Angel Scooter	2903100	100/90 - 10 56J TL	Angel Scooter	1.40	2.30
AY 50 Katana	AA Vers. A	50	1997	1998			2769700	120/70 - 12 51P TL	Angel Scooter Fr.	2771000	130/70 - 12 62P reinf. TL	Angel Scooter	1.30	2.20
AY 50 Katana	AA Vers. A	50	1997	1998			2925400	120/70 - 12 58P reinf. TL	Diablo Rosso Scooter	2925500	130/70 - 12 62P reinf. TL	Diablo Rosso Scooter	1.30	2.20
AY 50 W, WR Katana MY 1997 - 1998	AA Vers. B; C	50	1997	1998			2769700	120/70 - 12 51P TL	Angel Scooter Fr.	2771000	130/70 - 12 62P reinf. TL	Angel Scooter	1.75	2.30
AY 50 W, WR Katana MY 1997 - 1998	AA Vers. B; C	50	1997	1998			2925400	120/70 - 12 58P reinf. TL	Diablo Rosso Scooter	2925500	130/70 - 12 62P reinf. TL	Diablo Rosso Scooter	1.75	2.30
AY 50; W, WR Katana MY 1999 -	AA Vers. B; C; WVA	50	1999				2769700	120/70 - 12 51P TL	Angel Scooter Fr.	2771400	130/60 - 13 M/C 60P reinf. TL	Angel Scooter	1.25	1.75
Burgman 125	CC	125	2007				2770000	110/90 - 13 M/C 56P TL	Angel Scooter Fr.	2771000	130/70 - 12 62P reinf. TL	Angel Scooter	2.00	2.80
Burgman 125; 150	UH 125; 150; BP	125	2002				2769600	110/90 - 12 64P TL	Angel Scooter	2771000	130/70 - 12 62P reinf. TL	Angel Scooter	2.00	2.80
Burgman 200	CD	200	2007				2770000	110/90 - 13 M/C 56P TL	Angel Scooter Fr.	2771000	130/70 - 12 62P reinf. TL	Angel Scooter	2.00	2.80
CP 50	CA14C, E	50			23		2903200	3.00 - 10 50J reinf. TL	Angel Scooter	2903200	3.00 - 10 50J reinf. TL	Angel Scooter	1.30	2.50
CS 125		125			23		2903000	3.50 - 10 59J reinf. TL	Angel Scooter	2903000	3.50 - 10 59J reinf. TL	Angel Scooter	1.25	2.50
CS 50		50					2903200	3.00 - 10 50J reinf. TL	Angel Scooter	2903200	3.00 - 10 50J reinf. TL	Angel Scooter	1.25	2.50
CS 50		50					0401900	3.00 - 10 42J	SC 30	0401900	3.00 - 10 42J	SC 30	1.25	2.50
CS 80		80			23		2903000	3.50 - 10 59J reinf. TL	Angel Scooter	2903000	3.50 - 10 59J reinf. TL	Angel Scooter	1.25	2.50
DL 1000 V-Strom	WVBS	1000	2002				2526500	110/80 R 19 M/C 59V TL	Scorpion Trail II Fr.	2527100	150/70 R 17 M/C 69V TL	Scorpion Trail II	2.50	2.80
DL 1000 V-Strom	WVBS	1000	2002				2865100	110/80 R 19 M/C 59V M+S TL	Scorpion Rally STR Fr.	2865200	150/70 R 17 M/C 69V M+S TL	Scorpion Rally STR	2.50	2.80
DL 1000 V-Strom	WVBS	1000	2002		14		2490900	110/80 R 19 M/C 59V TL	Angel GT Fr. ab DOT 2815	2491000	150/70 R 17 M/C 69V TL	Angel GT ab DOT 2815	2.50	2.80
DL 1000 V-Strom MY 2014 - 2016	DD	1000	2014	2016			2526500	110/80 R 19 M/C 59V TL	Scorpion Trail II Fr.	2527100	150/70 R 17 M/C 69V TL	Scorpion Trail II	2.50	2.90

SUZUKI (continued)

DL 1000 V-Strom MY 2014 - 2016	DD	1000	2014	2016	14	2490900	110/80 R 19 M/C 59V TL	110/80 R 19 M/C 59V TL	Angel GT Fr. ab DOT 2815	2491000	150/70 R 17 M/C 69V TL	Angel GT ab DOT 2815	2.50	2.90
DL 1000 V-Strom MY 2014 - 2016	DD	1000	2014	2016		2865100	110/80 R 19 M/C 59V M+S TL	150/70 R 17 M/C 69V M+S TL	Scorpion Rally STR Fr.	2865200	150/70 R 17 M/C 69V M+S TL	Scorpion Rally STR	2.50	2.90
DL 1000; X; XT V-Strom MY 2017 -	WDD0	1000	2017			2865100	110/80 R 19 M/C 59V M+S TL	150/70 R 17 M/C 69V M+S TL	Scorpion Rally STR Fr.	2865200	150/70 R 17 M/C 69V M+S TL	Scorpion Rally STR	2.50	2.90
DL 1000; X; XT V-Strom MY 2017 -	WDD0	1000	2017			2490900	110/80 R 19 M/C 59V TL	150/70 R 17 M/C 69V TL	Angel GT Fr. ab DOT 2815	2491000	150/70 R 17 M/C 69V TL	Angel GT ab DOT 2815	2.50	2.90
DL 1000; X; XT V-Strom MY 2017 -	WDD0	1000	2017			2526500	110/80 R 19 M/C 59V TL	150/70 R 17 M/C 69V TL	Scorpion Trail II Fr.	2527100	150/70 R 17 M/C 69V TL	Scorpion Trail II	2.50	2.90
DL 250; V-Strom 250 MY 2017 -	WDS0	250	2017			1343000	110/80 - 17 M/C 57H TL	140/70 - 17 M/C 66H TL	Sport Demon Fr.	2589600	140/70 - 17 M/C 66H TL	Sport Demon	2.50	2.50
DL 650 V-Strom (all versions)	WVB1	650	2004	2011		2526500	110/80 R 19 M/C 59V TL	150/70 R 17 M/C 69V TL	Scorpion Trail II Fr.	2527100	150/70 R 17 M/C 69V TL	Scorpion Trail II	2.25	2.80
DL 650 V-Strom (all versions)	WVB1	650	2004	2011		2865100	110/80 R 19 M/C 59V M+S TL	150/70 R 17 M/C 69V M+S TL	Scorpion Rally STR Fr.	2865200	150/70 R 17 M/C 69V M+S TL	Scorpion Rally STR	2.25	2.80
DL 650 V-Strom (all versions)	WVB1	650	2004	2011	14	2490900	110/80 R 19 M/C 59V TL	150/70 R 17 M/C 69V TL	Angel GT Fr. ab DOT 2815	2491000	150/70 R 17 M/C 69V TL	Angel GT ab DOT 2815	2.25	2.80
DL 650 V-Strom ABS (all versions)	C7	650	2012	2016		2526500	110/80 R 19 M/C 59V TL	150/70 R 17 M/C 69V TL	Scorpion Trail II Fr.	2527100	150/70 R 17 M/C 69V TL	Scorpion Trail II	2.25	2.80
DL 650 V-Strom ABS (all versions)	C7	650	2012	2016		2865100	110/80 R 19 M/C 59V M+S TL	150/70 R 17 M/C 69V M+S TL	Scorpion Rally STR Fr.	2865200	150/70 R 17 M/C 69V M+S TL	Scorpion Rally STR	2.25	2.80
DL 650 V-Strom ABS (all versions)	C7	650	2012	2016	14	2490900	110/80 R 19 M/C 59V TL	150/70 R 17 M/C 69V TL	Angel GT Fr. ab DOT 2815	2491000	150/70 R 17 M/C 69V TL	Angel GT ab DOT 2815	2.25	2.80
DL 650; X; XT V-Strom MY 2017 -	WC 70; WC 71	650	2017			2490900	110/80 R 19 M/C 59V TL	150/70 R 17 M/C 69V TL	Angel GT Fr. ab DOT 2815	2491000	150/70 R 17 M/C 69V TL	Angel GT ab DOT 2815	2.25	2.80
DL 650; X; XT V-Strom MY 2017 -	WC 70; WC 71	650	2017			2865100	110/80 R 19 M/C 59V M+S TL	150/70 R 17 M/C 69V M+S TL	Scorpion Rally STR Fr.	2865200	150/70 R 17 M/C 69V M+S TL	Scorpion Rally STR	2.25	2.80
DL 650; X; XT V-Strom MY 2017 -	WC 70; WC 71	650	2017			2526500	110/80 R 19 M/C 59V TL	150/70 R 17 M/C 69V TL	Scorpion Trail II Fr.	2527100	150/70 R 17 M/C 69V TL	Scorpion Trail II	2.25	2.80
DR 125 SM MY 2008 -	CS	125	2008			2583900	100/80 - 17 M/C 52H TL	130/70 - 17 M/C 62H TL	Sport Demon Fr.	2589500	130/70 - 17 M/C 62H TL	Sport Demon	2.00	2.50
DR 350 N (L/P/R/S)	DK 41 A	350	1990		6	1418500	80/100 - 21 M/C 51R MST TT	110/100 - 18 NHS TT	MT 16 Garacross Fr.	1418700	110/100 - 18 NHS TT	MT 16 Garacross	1.00	1.00
DR 600 S, SU, Dakar	SN 41 A	600	1985		23	2526800	90/90 - 21 M/C 54V TL	130/80 R 17 M/C 65V TL	Scorpion Trail II Fr.	2526900	130/80 R 17 M/C 65V TL	Scorpion Trail II	1.75	2.00
DR 600 S, SU, Dakar	SN 41 A	600	1985		23	1726500	90/90 - 21 M/C 54S TT	1726900	Scorpion Trail Fr.	1726900	130/80 - 17 M/C 65S TT	Scorpion Trail	1.75	2.00
DR 600 S, SU, Dakar	SN 41 A	600	1985		23	0281800	90/90 - 21 M/C 54H TL	0284000	MT 60 Fr.	0284000	130/80 - 17 M/C 65H TL	MT 60	1.75	2.00
DR 650 R/RU; RS/RSU; SE/SEU	SP41B; SP42B; SP46B	650	1998	1998	23	1726500	90/90 - 21 M/C 54S TT	1726700	Scorpion Trail Fr.	1726700	120/90 - 17 M/C 64S TT	Scorpion Trail	1.75	2.00
DR 650 R/RU; RS/RSU; SE/SEU	SP41B; SP42B; SP46B	650	1998	1998	23	1005200	90/90 - 21 M/C 54S TT	1004300	MT 90 Front AT	1004300	120/90 - 17 M/C 64S TT	MT 90 AT	1.75	2.00
DR 650 R/RU; RS/RSU; SE/SEU	SP41B; SP42B; SP46B	650	1998	1998	23	0281800	90/90 - 21 M/C 54V TL	0947500	MT 60 Fr.	0947500	120/90 - 17 M/C 64S TT	MT 60	1.75	2.00
DR 650 RSE/RSEU; R/RU; RE/REU	SP43B; SP44B; SP45B	650			23	2526800	90/90 - 21 M/C 54V TL	2526900	Scorpion Trail II Fr.	2526900	130/80 R 17 M/C 65V TL	Scorpion Trail II	1.75	2.00
DR 650 RSE/RSEU; R/RU; RE/REU	SP43B; SP44B; SP45B	650			23	0281800	90/90 - 21 M/C 54H TL	0284000	MT 60 Fr.	0284000	130/80 - 17 M/C 65H TL	MT 60	1.75	2.00
DR 650 RSE/RSEU; R/RU; RE/REU	SP43B; SP44B; SP45B	650			23	1726500	90/90 - 21 M/C 54S TT	1726700	Scorpion Trail Fr.	1726700	120/90 - 17 M/C 64S TT	Scorpion Trail	1.75	2.00
DR 650 RSE/RSEU; R/RU; RE/REU	SP43B; SP44B; SP45B	650			23	3745900	90/90 - 21 M/C 54R TT	0342300	MT 21 Fr.	0342300	120/90 - 17 M/C 64R TT	MT 21	1.75	2.00
DR 650 RSE/RSEU; R/RU; RE/REU	SP43B; SP44B; SP45B	650			23	1005200	90/90 - 21 M/C 54S TT	1004300	MT 90 Front AT	1004300	120/90 - 17 M/C 64S TT	MT 90 AT	1.75	2.00
DR 650 RSE/RSEU; R/RU; RE/REU	SP43B; SP44B; SP45B	650			23	0281800	90/90 - 21 M/C 54V TL	0947500	MT 60 Fr.	0947500	120/90 - 17 M/C 64S TT	MT 60	1.75	2.00
DR 650 RSE/RSEU; R/RU; RE/REU	SP43B; SP44B; SP45B	650			23	2526800	90/90 - 21 M/C 54V TL	2526900	Scorpion Trail II Fr.	2526900	130/80 R 17 M/C 65V TL	Scorpion Trail II	2.00	2.30
DR 650 RSE/RSEU; R/RU; RE/REU	SP43B; SP44B; SP45B	650			23	0281800	90/90 - 21 M/C 54H TL	0284000	MT 60 Fr.	0284000	130/80 - 17 M/C 65H TL	MT 60	2.00	2.30
DR 750 S/SU	SR 41 B	750	1988			2812600	120/70 ZR 17 M/C (58W) V3 TL	140/70 ZR 17 M/C 66W V3 TL	Diablo Supercorsa SP Fr.	3657100	140/70 ZR 17 M/C 66W V3 TL	Diablo Supercorsa SP	1.75	2.25
DR 750 S/SU	SR 41 B	750	1988			2210400	120/70 R 17 M/C 58H TL	140/70 R 17 M/C 66H TL	Diablo Rosso II Fr.	2055400	140/70 R 17 M/C 66H TL	Diablo Rosso II	1.75	2.25
DR 750 S/SU	SR 41 B	750	1988			2291900	120/70 ZR 17 M/C (58W) TL	140/70 R 17 M/C 66H TL	Diablo Rosso II K Fr.	2055400	140/70 R 17 M/C 66H TL	Diablo Rosso II	1.75	2.25
DR 800 S; SU	SR42B; SR43B	800	1991	2000	23	2322100	90/90 - 21 M/C 54M M+S TT	2322200	Scorpion PRO Fr.	2322200	120/90 - 18 M/C 65M M+S TT	Scorpion PRO	1.00	1.00
DR 800 S; SU	SR42B; SR43B	800	1991	2000	23	2322100	90/90 - 21 M/C 54M M+S TT	2322300	Scorpion PRO Fr.	2322300	140/80 - 18 M/C 70M M+S TT	Scorpion PRO	1.00	1.00
DR 800 S; SU	SR42B; SR43B	800	1991	2000	23	3745900	90/90 - 21 M/C 54R TT	0342400	MT 21 Fr.	0342400	120/90 - 18 M/C 65R TT	MT 21	1.00	1.00
DR-Z 400 SM Supermoto	WVB8	400			6	1418500	80/100 - 21 M/C 51R MST TT	110/100 - 18 NHS TT	MT 16 Garacross Fr.	1418700	110/100 - 18 NHS TT	MT 16 Garacross	1.00	1.00
DR-Z 400 SM Supermoto	WVB8	400				1966900	2.75 - 18 M/C 42P TL	1755500	City Demon Fr.	1755500	3.50 - 16 M/C 58P reinf.TT	City Demon	1.75	2.25
DR-Z 400 SM Supermoto	WVB8	400				2375600	3.00 - 18 M/C 47S TL	1545700	City Demon Fr.	1545700	120/90 - 16 M/C 63S TL	City Demon	1.75	2.25
DR-Z 400; DR-Z 400 E	BE; BF	400	2000	2000	27	1966900	2.75 - 18 M/C 42P TL	1755500	City Demon Fr.	1755500	3.50 - 16 M/C 58P reinf.TT	City Demon	1.60	1.80
DR-Z 400; DR-Z 400 E	BE; BF	400	2000	2000	23	1405200	100/90 - 19 M/C 57V TL	1403600	Sport Demon Fr.	1403600	130/90 - 16 M/C 67V TL	Sport Demon	2.00	2.50
DR-Z 400; DR-Z 400 E	BE; BF	400	2000	2000	10	1772500	100/90 - 19 M/C 57H TL	1772500	Night Dragon Fr.	1772500	130/90 B 16 M/C 73H reinf.TL	Night Dragon GT	2.00	2.50
DR-Z 400; DR-Z 400 E	BE; BF	400	2000	2000	10	23	0801000	100/90 - 19 M/C 57H TL	MT 66 Fr.	0800400	130/90 B 16 M/C 73H reinf.TL	MT 66	2.00	2.50
DR-Z 400; DR-Z 400 E	BE; BF	400	2000	2000	10	23	1772500	100/90 - 19 M/C 57H TL	Night Dragon Fr.	1772500	130/90 B 16 M/C 73H reinf.TL	Night Dragon GT	2.20	2.40
GN 125/U	NF 41 A	125	1983			1405200	100/90 - 19 M/C 57V TL	1403600	Sport Demon Fr.	1403600	130/90 - 16 M/C 67V TL	Sport Demon	2.20	2.40
GN 250	NJ 42 A	250	1985			0801000	100/90 - 19 M/C 57H TL	0800400	MT 66 Fr.	0800400	130/90 - 16 M/C 73H reinf.TL	MT 66	2.20	2.40
GP 125	GP 125	125			23	1405200	100/90 - 19 M/C 57V TL	1403600	Sport Demon Fr.	1403600	130/90 - 17 M/C 68V TL	Sport Demon	2.00	2.50
GR 650 (cast wheel)	GP 51 A	650	1983			23	1405200	100/90 - 19 M/C 57V TL	Sport Demon Fr.	1403600	130/90 - 16 M/C 67V TL	Sport Demon	2.00	2.50
GR 650 (cast wheel)	GP 51 A	650	1983		10	23	1772500	100/90 - 19 M/C 57H TL	Night Dragon Fr.	1772500	130/90 B 16 M/C 73H reinf.TL	Night Dragon GT	2.00	2.50
GR 650 (cast wheel)	GP 51 A	650	1983		10	23	0801000	100/90 - 19 M/C 57H TL	MT 66 Fr.	0800400	130/90 B 16 M/C 73H reinf.TL	MT 66	2.00	2.50
GR 650 X (spoke wheel)	GP 51 A	650			10	23	1772500	100/90 - 19 M/C 57H TL	Night Dragon Fr.	1772500	130/90 B 16 M/C 73H reinf.TL	Night Dragon GT	2.20	2.40
GR 650 X (spoke wheel)	GP 51 A	650			23	27	1405200	100/90 - 19 M/C 57V TL	Sport Demon Fr.	1403600	130/90 - 16 M/C 67V TL	Sport Demon	2.20	2.40
GR 650 X (spoke wheel)	GP 51 A	650			23	0801000	100/90 - 19 M/C 57H TL	0800400	MT 66 Fr.	0800400	130/90 - 16 M/C 73H reinf.TL	MT 66	2.20	2.40
GS 1000 D; E	GS 1000 Vers. A	1000	1978	1984	23	1405200	100/90 - 19 M/C 57V TL	1403600	Sport Demon Fr.	1403600	130/90 - 17 M/C 68V TL	Sport Demon	2.00	2.50



MODEL	TYPE	CC	MY From	MY To	Footnotes	FRONT			REAR			Pressure		
						IP-Code	Dimension	Tread	IP-Code	Dimension	Tread	Front	Rear	
GS 1000 GL	GS 1000 G NT1 Vers. B	1000				23	1405200	100/90 - 19 M/C 57V TL	Sport Demon Fr.	1403600	130/90 - 16 M/C 67V TL	Sport Demon	2.20	2.50
GS 1000 S	GS 1000 Vers. B	1000	1979	1980		23	1405200	100/90 - 19 M/C 57V TL	Sport Demon Fr.	1404700	120/90 - 18 M/C 65V TL	Sport Demon	2.00	2.50
GS 125 S/SU MY 1999 -	AW	125	1999				1969900	2.75 - 18 M/C 42P TL	City Demon Fr.	3745300	3.00 - 18 M/C 52P reinf. TL	City Demon	1.75	2.80
GS 450 L Chopper	GL51D	450	1985	1987		10	1341300	90/90 - 19 M/C 52S TT	City Demon Fr.	1545700	120/90 - 16 M/C 63S TL	City Demon	2.00	2.50
GS 500 E	GS 500 E	500	1989	1997		23	1405200	100/90 - 19 M/C 57V TL	Sport Demon Fr.	1404700	120/90 - 18 M/C 65V TL	Sport Demon	1.90	2.30
GS 500 E	GS 500 E	500	1989	1997		23	0801000	100/90 - 19 M/C 57H TL	MT 66 Fr.	1004100	120/90 - 18 M/C 65H TL	MT 66	1.90	2.30
GS 500 E; EU	GM 51 B	500	1989	2000		27	2046800	110/70 - 17 M/C 54H TL	Sport Demon Fr.	2589500	130/70 - 17 M/C 62H TL	Sport Demon	2.25	2.80
GS 500; F; U; FU	BK	500	2004			27	2046800	110/70 - 17 M/C 54H TL	Sport Demon Fr.	2589500	130/70 - 17 M/C 62H TL	Sport Demon	2.25	2.80
GS 500; U MY 2001 -	WVBC	500	2001			23	2046800	110/70 - 17 M/C 54H TL	Sport Demon Fr.	2589500	130/70 - 17 M/C 62H TL	Sport Demon	2.25	2.80
GS 550	GS 550 D	550	2000			23	1405200	100/90 - 19 M/C 57V TL	Sport Demon Fr.	1404700	120/90 - 18 M/C 65V TL	Sport Demon	1.80	2.00
GS 550	GS 550 D	550	2004			23	0801000	100/90 - 19 M/C 57H TL	MT 66 Fr.	1004100	120/90 - 18 M/C 65H TL	MT 66	1.80	2.00
GS 850 L Chopper	GS 850 B	850	2006			23	1772500	100/90 - 19 M/C 57H TL	Night Dragon Fr.	2902500	130/90 B 16 M/C 73H reinf. TL	Night Dragon GT	2.20	2.50
GS 850 L Chopper	GS 850 B	850	2006			23	0801000	100/90 - 19 M/C 57H TL	MT 66 Fr.	0800400	130/90 - 16 M/C 73H reinf. TL	MT 66	2.20	2.50
GSF 1200 Bandit (all versions) MY 2006 -	WVCH	1200	2006			10	3111300	120/70 ZR 17 M/C (58W) TL	Angel GT II Fr.	3112000	180/55 ZR 17 M/C (73W) TL	Angel GT II	2.50	2.50
GSF 1200 Bandit (all versions) MY 2006 -	WVCH	1200	2006			10	3111300	120/70 ZR 17 M/C (58W) TL	Angel GT Fr.	2921200	180/55 ZR 17 M/C (73W) TL	Angel GT A	2.50	2.50
GSF 1200 Bandit (all versions) MY 2006 -	WVCH	1200	2006			10	2906900	120/70 ZR 17 M/C (58W) TL	Diablo Rosso Corsa II Fr.	2907100	180/55 ZR 17 M/C (73W) TL	Diablo Rosso Corsa II	2.50	2.50
GSF 1200 Bandit (all versions) MY 2006 -	WVCH	1200	2006			26	2635200	120/70 ZR 17 M/C (58W) TL	Diablo Rosso III Fr.	2635500	180/55 ZR 17 M/C (73W) TL	Diablo Rosso III	2.50	2.50
GSF 1200 Bandit (all versions) MY 2006 -	WVCH	1200	2006			26	2291900	120/70 ZR 17 M/C (58W) TL	Diablo Rosso II K Fr.	2068500	180/55 ZR 17 M/C (73W) TL	Diablo Rosso II	2.50	2.50
GSF 1200 Bandit (all versions) MY 2006 -	WVCH	1200	2006			14	1430700	120/70 ZR 17 M/C (58W) TL	Diablo Fr.	1430000	180/55 ZR 17 M/C (73W) TL	Diablo	2.50	2.50
GSF 1200 SA Bandit; ABS MY 1999 - 2000	GV 75 A Vers. C	1200	1999	2000		10	3111300	120/70 ZR 17 M/C (58W) TL	Angel GT II Fr.	3112000	180/55 ZR 17 M/C (73W) TL	Angel GT II	2.50	2.50
GSF 1200 SA Bandit; ABS MY 1999 - 2000	GV 75 A Vers. C	1200	1999	2000		10	2906900	120/70 ZR 17 M/C (58W) TL	Diablo Rosso Corsa II Fr.	2907100	180/55 ZR 17 M/C (73W) TL	Diablo Rosso Corsa II	2.50	2.50
GSF 1200 SA Bandit; ABS MY 1999 - 2000	GV 75 A Vers. C	1200	1999	2000		23	2387600	120/70 ZR 17 M/C (58W) TL	Angel GT Fr.	2321200	180/55 ZR 17 M/C (73W) TL	Angel GT A	2.50	2.50
GSF 1200 SA Bandit; ABS MY 1999 - 2000	GV 75 A Vers. C	1200	1999	2000		26	2635200	120/70 ZR 17 M/C (58W) TL	Diablo Rosso III Fr.	2635500	180/55 ZR 17 M/C (73W) TL	Diablo Rosso III	2.50	2.50
GSF 1200 SA Bandit; ABS MY 1999 - 2000	GV 75 A Vers. C	1200	1999	2000		14	1430700	120/70 ZR 17 M/C (58W) TL	Diablo Fr.	1430000	180/55 ZR 17 M/C (73W) TL	Diablo	2.50	2.50
GSF 1200 SA Bandit; ABS MY 1999 - 2000	GV 75 A Vers. C	1200	1999	2000		22	2291900	120/70 ZR 17 M/C (58W) TL	Diablo Rosso II K Fr.	2068500	180/55 ZR 17 M/C (73W) TL	Diablo Rosso II	2.50	2.50
GSF 1200; S Bandit MY 1996 - 2000	GV 75 A Vers. A; B	1200	1996	2000		10	3111300	120/70 ZR 17 M/C (58W) TL	Angel GT II Fr.	3112000	180/55 ZR 17 M/C (73W) TL	Angel GT II	2.50	2.50
GSF 1200; S Bandit MY 1996 - 2000	GV 75 A Vers. A; B	1200	1996	2000		10	2906900	120/70 ZR 17 M/C (58W) TL	Diablo Rosso Corsa II Fr.	2907100	180/55 ZR 17 M/C (73W) TL	Diablo Rosso Corsa II	2.50	2.50
GSF 1200; S Bandit MY 1996 - 2000	GV 75 A Vers. A; B	1200	1996	2000		23	2387600	120/70 ZR 17 M/C (58W) TL	Angel GT Fr.	2321200	180/55 ZR 17 M/C (73W) TL	Angel GT A	2.50	2.50
GSF 1200; S Bandit MY 1996 - 2000	GV 75 A Vers. A; B	1200	1996	2000		26	2635200	120/70 ZR 17 M/C (58W) TL	Diablo Rosso III Fr.	2635500	180/55 ZR 17 M/C (73W) TL	Diablo Rosso III	2.50	2.50
GSF 1200; S Bandit MY 1996 - 2000	GV 75 A Vers. A; B	1200	1996	2000		14	1430700	120/70 ZR 17 M/C (58W) TL	Diablo Fr.	1430000	180/55 ZR 17 M/C (73W) TL	Diablo	2.50	2.50
GSF 1200; S Bandit MY 1996 - 2000	GV 75 A Vers. A; B	1200	1996	2000		22	2291900	120/70 ZR 17 M/C (58W) TL	Diablo Rosso II K Fr.	2068500	180/55 ZR 17 M/C (73W) TL	Diablo Rosso II	2.50	2.50
GSF 1200; S Bandit MY 2001 - 2005	WVA9	1200	2001	2005		10	3111300	120/70 ZR 17 M/C (58W) TL	Angel GT II Fr.	3112000	180/55 ZR 17 M/C (73W) TL	Angel GT II	2.50	2.50
GSF 1200; S Bandit MY 2001 - 2005	WVA9	1200	2001	2005		10	2906900	120/70 ZR 17 M/C (58W) TL	Diablo Rosso Corsa II Fr.	2907100	180/55 ZR 17 M/C (73W) TL	Diablo Rosso Corsa II	2.50	2.50
GSF 1200; S Bandit MY 2001 - 2005	WVA9	1200	2001	2005		23	2387600	120/70 ZR 17 M/C (58W) TL	Angel GT Fr.	2321200	180/55 ZR 17 M/C (73W) TL	Angel GT A	2.50	2.50
GSF 1200; S Bandit MY 2001 - 2005	WVA9	1200	2001	2005		26	2635200	120/70 ZR 17 M/C (58W) TL	Diablo Rosso III Fr.	2635500	180/55 ZR 17 M/C (73W) TL	Diablo Rosso III	2.50	2.50
GSF 1200; S Bandit MY 2001 - 2005	WVA9	1200	2001	2005		14	1430700	120/70 ZR 17 M/C (58W) TL	Diablo Fr.	1430000	180/55 ZR 17 M/C (73W) TL	Diablo	2.50	2.50
GSF 1250 Bandit (all versions)	WVCH	1250	2007	2017		10	3111300	120/70 ZR 17 M/C (58W) TL	Angel GT II Fr.	3112000	180/55 ZR 17 M/C (73W) TL	Angel GT II	2.50	2.50
GSF 1250 Bandit (all versions)	WVCH	1250	2007	2017		10	2906900	120/70 ZR 17 M/C (58W) TL	Diablo Rosso Corsa II Fr.	2907100	180/55 ZR 17 M/C (73W) TL	Diablo Rosso Corsa II	2.50	2.50
GSF 1250 Bandit (all versions)	WVCH	1250	2007	2017		23	2387600	120/70 ZR 17 M/C (58W) TL	Angel GT Fr.	2321200	180/55 ZR 17 M/C (73W) TL	Angel GT A	2.50	2.50
GSF 400 Bandit	GK 75 B	400	1991				2046800	110/70 - 17 M/C 54H TL	Sport Demon Fr.	1343300	150/70 - 17 M/C 69H TL	Sport Demon	2.00	2.50
GSF 400 Bandit	GK 75 B	400	1991			10	2808100	110/70 R 17 M/C 54H M+S TL	Scorpion Rally STR Fr.	2863200	150/70 R 17 M/C 69V M+S TL	Scorpion Rally STR	2.00	2.50
GSF 600 U; SU Bandit 25KW	WVA8	600	2000			22	2316900	120/60 ZR 17 M/C (55W) TL	Angel GT Fr.	2317400	160/60 ZR 17 M/C (69W) TL	Angel GT	2.25	2.50
GSF 600 U; SU Bandit 25KW	WVA8	600	2000			10	3111200	120/60 ZR 17 M/C (55W) TL	Angel GT II Fr.	3111700	160/60 ZR 17 M/C (69W) TL	Angel GT II	2.25	2.50
GSF 600 U; SU Bandit 25KW	WVA8	600	2000			22	2635100	120/60 ZR 17 M/C (55W) TL	Diablo Rosso III Fr.	2635400	160/60 ZR 17 M/C (69W) TL	Diablo Rosso III	2.25	2.50
GSF 600 U; SU Bandit 25KW	WVA8	600	2000			22	2070000	120/60 ZR 17 M/C (55W) TL	Diablo Rosso II Fr.	2070200	160/60 ZR 17 M/C (69W) TL	Diablo Rosso II	2.25	2.50
GSF 600 U; SU Bandit 25KW	WVA8	600	2000			22	2595800	120/60 ZR 17 M/C (55W) TL	Angel ST Fr.	1868800	160/60 ZR 17 M/C (69W) TL	Angel ST	2.25	2.50
GSF 600 U; SU Bandit 25 kW	GN 77 B Vers. B,D	600	1995	1999		22	2046800	110/70 - 17 M/C 54H TL	Sport Demon Fr.	1343300	150/70 - 17 M/C 69H TL	Sport Demon	2.25	2.50

SUZUKI (continued)

SUZUKI (continued)

GSF 600; S Bandit 57KW	WVA8	600	2000		10	3111200	120/60 ZR 17 M/C (55W) TL	Angel GT II Fr.	3111700	160/60 ZR 17 M/C (69W) TL	Angel GT II	2.25	2.50
GSF 600; S Bandit 57KW	WA8	600	2000			2316900	120/60 ZR 17 M/C (55W) TL	Angel GT Fr.	2317400	160/60 ZR 17 M/C (69W) TL	Angel GT	2.25	2.50
GSF 600; S Bandit 57KW	WA8	600	2000			2635100	120/60 ZR 17 M/C (55W) TL	Diablo Rosso III Fr.	2635400	160/60 ZR 17 M/C (69W) TL	Diablo Rosso III	2.25	2.50
GSF 600; S Bandit 57KW	WA8	600	2000			2070000	120/60 ZR 17 M/C (55W) TL	Diablo Rosso II Fr.	2070200	160/60 ZR 17 M/C (69W) TL	Diablo Rosso II	2.25	2.50
GSF 600; S Bandit 57KW	WA8	600	2000			2595800	120/60 ZR 17 M/C (55W) TL	Angel ST Fr.	1868800	160/60 ZR 17 M/C (69W) TL	Angel ST	2.25	2.50
GSF 600; S Bandit 57 KW	GN 77 B Vers. A; C	600	1995	1999	10	2808100	110/70 R 17 M/C 54H M+S TL	Scorpion Rally STR Fr.	2865200	150/70 R 17 M/C 69V M+S TL	Scorpion Rally STR	2.25	2.50
GSF 600; S Bandit 57 KW	GN 77 B Vers. A; C	600	1995	1999	10	2854900	110/70 R 17 M/C 54H TL	Diablo Rosso III Fr.	2855100	150/60 R 17 M/C 66H TL	Diablo Rosso III	2.25	2.50
GSF 600; S Bandit 57 KW	GN 77 B Vers. A; C	600	1995	1999	14	2046800	110/70 - 17 M/C 54H TL	Sport Demon Fr.	1343300	150/70 - 17 M/C 69H TL	Sport Demon	2.25	2.50
GSF 650 Bandit (all versions) MY '05-'06	WB5	650	2005	2006	10	3111300	120/70 ZR 17 M/C (58W) TL	Angel GT II Fr.	3111700	160/60 ZR 17 M/C (69W) TL	Angel GT II	2.50	2.50
GSF 650 Bandit (all versions) MY '05-'06	WB5	650	2005	2006		2387600	120/70 ZR 17 M/C (58W) TL	Angel GT Fr.	2317400	160/60 ZR 17 M/C (69W) TL	Angel GT	2.50	2.50
GSF 650 Bandit (all versions) MY '05-'06	WB5	650	2005	2006	10	2906900	120/70 ZR 17 M/C (58W) TL	Diablo Rosso Corsa II Fr.	2907000	160/60 ZR 17 M/C (69W) TL	Diablo Rosso Corsa II	2.50	2.50
GSF 650 Bandit (all versions) MY '05-'06	WB5	650	2005	2006	2635200	120/70 ZR 17 M/C (58W) TL	Diablo Rosso III Fr.	2635400	160/60 ZR 17 M/C (69W) TL	Diablo Rosso III	2.50	2.50	
GSF 650 Bandit (all versions) MY '05-'06	WB5	650	2005	2006	2291900	120/70 ZR 17 M/C (58W) TL	Diablo Rosso II K Fr.	2070200	160/60 ZR 17 M/C (69W) TL	Diablo Rosso II	2.50	2.50	
GSF 650 Bandit (all versions) MY '05-'06	WB5	650	2005	2006	1868400	120/70 ZR 17 M/C (58W) TL	Angel ST Fr.	1868800	160/60 ZR 17 M/C (69W) TL	Angel ST	2.50	2.50	
GSF 650 Bandit (all versions) MY '05-'06	WB5	650	2005	2006	1430700	120/70 ZR 17 M/C (58W) TL	Diablo Fr.	1430400	160/60 ZR 17 M/C (69W) TL	Diablo	2.50	2.50	
GSF 650 Bandit (all versions) MY '07-'08	WVCJ	650	2007	2008	10	3111300	120/70 ZR 17 M/C (58W) TL	Angel GT II Fr.	3111700	160/60 ZR 17 M/C (69W) TL	Angel GT II	2.50	2.90
GSF 650 Bandit (all versions) MY '07-'08	WVCJ	650	2007	2008	2387600	120/70 ZR 17 M/C (58W) TL	Angel GT Fr.	2317400	160/60 ZR 17 M/C (69W) TL	Angel GT	2.50	2.90	
GSF 650 Bandit (all versions) MY '07-'08	WVCJ	650	2007	2008	10	2906900	120/70 ZR 17 M/C (58W) TL	Diablo Rosso Corsa II Fr.	2907000	160/60 ZR 17 M/C (69W) TL	Diablo Rosso Corsa II	2.50	2.90
GSF 650 Bandit (all versions) MY '07-'08	WVCJ	650	2007	2008	2635200	120/70 ZR 17 M/C (58W) TL	Diablo Rosso III Fr.	2635400	160/60 ZR 17 M/C (69W) TL	Diablo Rosso III	2.50	2.90	
GSF 650 Bandit (all versions) MY '07-'08	WVCJ	650	2007	2008	2291900	120/70 ZR 17 M/C (58W) TL	Diablo Rosso II K Fr.	2070200	160/60 ZR 17 M/C (69W) TL	Diablo Rosso II	2.50	2.90	
GSF 650 Bandit (all versions) MY '07-'08	WVCJ	650	2007	2008	1868400	120/70 ZR 17 M/C (58W) TL	Angel ST Fr.	1868800	160/60 ZR 17 M/C (69W) TL	Angel ST	2.50	2.90	
GSF 650 Bandit (all versions) MY 2009 -	WVCZ	650	2009		10	3111300	120/70 ZR 17 M/C (58W) TL	Angel GT II Fr.	3111700	160/60 ZR 17 M/C (69W) TL	Angel GT II	2.50	2.90
GSF 650 Bandit (all versions) MY 2009 -	WVCZ	650	2009		10	2906900	120/70 ZR 17 M/C (58W) TL	Diablo Rosso Corsa II Fr.	2907000	160/60 ZR 17 M/C (69W) TL	Diablo Rosso Corsa II	2.50	2.90
GSF 650 Bandit (all versions) MY 2009 -	WVCZ	650	2009			2387600	120/70 ZR 17 M/C (58W) TL	Angel GT Fr.	2317400	160/60 ZR 17 M/C (69W) TL	Angel GT	2.50	2.90
GSF 650 Bandit (all versions) MY 2009 -	WVCZ	650	2009		2635200	120/70 ZR 17 M/C (58W) TL	Diablo Rosso III Fr.	2635400	160/60 ZR 17 M/C (69W) TL	Diablo Rosso III	2.50	2.90	
GSF 650 Bandit (all versions) MY 2009 -	WVCZ	650	2009		2291900	120/70 ZR 17 M/C (58W) TL	Diablo Rosso II K Fr.	2070200	160/60 ZR 17 M/C (69W) TL	Diablo Rosso II	2.50	2.90	
GSF 650 Bandit (all versions) MY 2009 -	WVCZ	650	2009		1868400	120/70 ZR 17 M/C (58W) TL	Angel ST Fr.	1868800	160/60 ZR 17 M/C (69W) TL	Angel ST	2.50	2.90	
GSF 650 Bandit (all versions) MY 2009 -	WVB9	600	2006		10	2812600	120/70 ZR 17 M/C (58W) V3 TL	Diablo Supercorsa SP Fr.	3106800	180/55 ZR 17 M/C (73W) V3 TL	Diablo Supercorsa SP	2.50	2.90
GSF 650 Bandit (all versions) MY 2009 -	WVB9	600	2006		10	3111300	120/70 ZR 17 M/C (58W) TL	Angel GT II Fr.	3112000	180/55 ZR 17 M/C (73W) TL	Angel GT II	2.50	2.90
GSF 650 Bandit (all versions) MY 2009 -	WVB9	600	2006			2166900	120/70 ZR 17 M/C (58W) TL	Diablo Supercorsa SP Fr.	2244800	180/55 ZR 17 M/C (73W) TL	Diablo Supercorsa SP	2.50	2.90
GSF 650 Bandit (all versions) MY 2009 -	WVB9	600	2006		10	2906900	120/70 ZR 17 M/C (58W) TL	Diablo Rosso Corsa II Fr.	2907100	180/55 ZR 17 M/C (73W) TL	Diablo Rosso Corsa II	2.50	2.90
GSF 650 Bandit (all versions) MY 2009 -	WVB9	600	2006		10	2526300	120/70 ZR 17 M/C (58W) TL	Scorpion Trail II Fr.	2527400	180/55 ZR 17 M/C (73W) TL	Scorpion Trail II	2.50	2.90
GSF 650 Bandit (all versions) MY 2009 -	WVB9	600	2006		2387600	120/70 ZR 17 M/C (58W) TL	Angel GT Fr.	2317600	180/55 ZR 17 M/C (73W) TL	Angel GT	2.50	2.90	
GSF 650 Bandit (all versions) MY 2009 -	WVB9	600	2006		2635200	120/70 ZR 17 M/C (58W) TL	Diablo Rosso III Fr.	2635500	180/55 ZR 17 M/C (73W) TL	Diablo Rosso III	2.50	2.90	
GSF 650 Bandit (all versions) MY 2009 -	WVB9	600	2006		1734600	120/70 ZR 17 M/C (58W) TL	Diablo Rosso Corsa Fr.	1927700	180/55 ZR 17 M/C (73W) TL	Diablo Rosso Corsa	2.50	2.90	
GSF 650 Bandit (all versions) MY 2009 -	WVB9	600	2006		1430700	120/70 ZR 17 M/C (58W) TL	Diablo Fr.	1430000	180/55 ZR 17 M/C (73W) TL	Diablo	2.50	2.90	
GSF 650 Bandit (all versions) MY 2009 -	WVB9	600	2006		1868400	120/70 ZR 17 M/C (58W) TL	Angel ST Fr.	1868500	180/55 ZR 17 M/C (73W) TL	Angel ST	2.50	2.90	
GSF 650 Bandit (all versions) MY 2009 -	WVB9	600	2006		2291900	120/70 ZR 17 M/C (58W) TL	Diablo Rosso II K Fr.	2068500	180/55 ZR 17 M/C (73W) TL	Diablo Rosso II	2.50	2.90	
GSF 750 (all versions)	C5	750	2011		10	3111300	120/70 ZR 17 M/C (58W) TL	Angel GT II Fr.	3112000	180/55 ZR 17 M/C (73W) TL	Angel GT II	2.50	2.90
GSF 750 (all versions)	C5	750	2011			2387600	120/70 ZR 17 M/C (58W) TL	Angel GT Fr.	2317600	180/55 ZR 17 M/C (73W) TL	Angel GT	2.50	2.90
GSF 750 (all versions)	C5	750	2011		10	2906900	120/70 ZR 17 M/C (58W) TL	Diablo Rosso Corsa II Fr.	2907100	180/55 ZR 17 M/C (73W) TL	Diablo Rosso Corsa II	2.50	2.90
GSF 750 (all versions)	C5	750	2011			2635200	120/70 ZR 17 M/C (58W) TL	Diablo Rosso III Fr.	2635500	180/55 ZR 17 M/C (73W) TL	Diablo Rosso III	2.50	2.90
GSF 750 (all versions)	C5	750	2011		2291900	120/70 ZR 17 M/C (58W) TL	Diablo Rosso II K Fr.	2068500	180/55 ZR 17 M/C (73W) TL	Diablo Rosso II	2.50	2.90	
GSX 1100 E	GS110X-A	1100			23	1405200	100/90 - 19 M/C 57V TL	Sport Demon Fr.	1403800	130/90 - 17 M/C 68V TL	Sport Demon	2.00	2.50
GSX 1100 E; ES	GU 71 B	1100	1980	1985	27	1405200	100/90 - 19 M/C 57V TL	Sport Demon Fr.	1403800	130/90 - 17 M/C 68V TL	Sport Demon	2.30	2.90
GSX 1100 E; ES; EF	GV 71 C	1100	1984	1988		1342100	110/90 - 16 M/C 59V TL	Sport Demon Fr.	1403800	130/90 - 17 M/C 68V TL	Sport Demon	2.50	2.90
GSX 1100 FK MY 1989 -	GV 72 C	1100	1989			1447800	120/80 V 16 M/C (60V) TL	Sport Demon Fr.	1342300	150/80 V 16 M/C (71V) TL	Sport Demon	2.50	2.90
GSX 1100 J, F, J, MY - 1988 (FM102647)	GS 1100 L	1100	1987	1988	23	1772500	100/90 - 19 M/C 57H TL	Night Dragon Fr.	2902500	130/90 V 16 M/C 73H reinf. TL	Night Dragon GT	2.20	2.50
GSX 1100 L Chopper	GS 110 X Vers. B	1100	1987		23	0801000	100/90 - 19 M/C 57H TL	MT 66 Fr.	0800400	130/90 - 16 M/C 73H reinf. TL	MT 66	2.20	2.50
GSX 1100 L Chopper	GS 110 X Vers. B	1100	1980	1985	23	1405200	100/90 - 19 M/C 57V TL	Sport Demon Fr.	1403800	130/90 - 17 M/C 68V TL	Sport Demon	2.00	2.50
GSX 1200 MY 1999 -	A3	1200	1999		10	3111300	120/70 ZR 17 M/C (58W) TL	Angel GT II Fr.	3111900	170/60 ZR 17 M/C (72W) TL	Angel GT II	2.50	2.50



MODEL	TYPE	CC	MY From	MY To	Footnotes	FRONT			REAR			Pressure	
						IP-Code	Dimension	Tread	IP-Code	Dimension	Tread	Front	Rear
GSX 1200 MY 1999 -	A3	1200	1999			2387600	120/70 ZR 17 M/C (58W) TL	Angel GT Fr.	2317500	170/60 ZR 17 M/C (72W) TL	Angel GT	2.50	2.50
GSX 1200 MY 1999 -	A3	1200	1999			2291900	120/70 ZR 17 M/C (53W) TL	Diablo Rosso II K Fr.	2070300	170/60 ZR 17 M/C (72W) TL	Diablo Rosso II	2.50	2.50
GSX 1250 FA	WVCH	1250	2010		10	3111300	120/70 ZR 17 M/C (58W) TL	Angel GT II Fr.	3112000	180/55 ZR 17 M/C (73W) TL	Angel GT II	2.50	2.90
GSX 1250 FA	WVCH	1250	2010			2906900	120/70 ZR 17 M/C (58W) TL	Diablo Rosso Corsa II Fr.	2907100	180/55 ZR 17 M/C (73W) TL	Diablo Rosso Corsa II	2.50	2.90
GSX 1250 FA	WVCH	1250	2010			2387600	120/70 ZR 17 M/C (58W) TL	Angel GT Fr.	2321200	180/55 ZR 17 M/C (73W) TL	Angel GT A	2.50	2.90
GSX 1250 FA	WVCH	1250	2010			2635200	120/70 ZR 17 M/C (58W) TL	Diablo Rosso III Fr.	2635500	180/55 ZR 17 M/C (73W) TL	Diablo Rosso III	2.50	2.90
GSX 1300 BK B-King without ABS	WVCR	1300	2008			2148800	120/70 ZR 17 M/C (58W) TL	Diablo Rosso II D Fr.	2322200	200/50 ZR 17 M/C (75W) TL	Diablo Rosso II	2.50	2.90
GSX 1300 BKA B-King ABS	WVCR	1300	2008			2148800	120/70 ZR 17 M/C (58W) TL	Diablo Rosso II D Fr.	2322200	200/50 ZR 17 M/C (75W) TL	Diablo Rosso II	2.50	2.90
GSX 1300 R Hayabusa	A1; WVA1	1300	1999			3111300	120/70 ZR 17 M/C (58W) TL	Angel GT II Fr.	3112200	190/50 ZR 17 M/C (73W) TL	Angel GT II	2.90	2.90
GSX 1300 R Hayabusa	A1; WVA1	1300	1999			2387600	120/70 ZR 17 M/C (58W) TL	Angel GT Fr.	2321300	190/50 ZR 17 M/C (73W) TL	Angel GT A	2.90	2.90
GSX 1300 R Hayabusa	A1; WVA1	1300	1999			1868400	120/70 ZR 17 M/C (58W) TL	Angel ST Fr.	1868700	190/50 ZR 17 M/C (73W) TL	Angel ST	2.90	2.90
GSX 1300 R Hayabusa (all versions)	WVCK	1300	2008		10	3111300	120/70 ZR 17 M/C (58W) TL	Angel GT II Fr.	3112200	190/50 ZR 17 M/C (73W) TL	Angel GT II	2.90	2.90
GSX 1300 R Hayabusa (all versions)	WVCK	1300	2008			2387600	120/70 ZR 17 M/C (58W) TL	Angel GT Fr.	2321300	190/50 ZR 17 M/C (73W) TL	Angel GT A	2.90	2.90
GSX 1300 R Hayabusa (all versions)	WVCK	1300	2008			1868400	120/70 ZR 17 M/C (58W) TL	Angel ST Fr.	1868700	190/50 ZR 17 M/C (73W) TL	Angel ST	2.90	2.90
GSX 1400	WVBN	1400	2001			3111300	120/70 ZR 17 M/C (58W) TL	Angel GT II Fr.	3112200	190/50 ZR 17 M/C (73W) TL	Angel GT II	2.50	2.90
GSX 1400	WVBN	1400	2001			3111300	120/70 ZR 17 M/C (58W) TL	Angel GT II Fr.	3112200	190/50 ZR 17 M/C (73W) TL	Angel GT II	2.50	2.90
GSX 1400	WVBN	1400	2001		10	2906900	120/70 ZR 17 M/C (58W) TL	Diablo Rosso Corsa II Fr.	2907300	190/50 ZR 17 M/C (73W) TL	Diablo Rosso Corsa II	2.50	2.90
GSX 1400	WVBN	1400	2001			2387600	120/70 ZR 17 M/C (58W) TL	Angel GT Fr.	2317700	190/50 ZR 17 M/C (73W) TL	Angel GT	2.50	2.90
GSX 1400	WVBN	1400	2001			2635200	120/70 ZR 17 M/C (58W) TL	Diablo Rosso III Fr.	2635700	190/50 ZR 17 M/C (73W) TL	Diablo Rosso III	2.50	2.90
GSX 1400	WVBN	1400	2001			1430700	120/70 ZR 17 M/C (58W) TL	Diablo Fr.	1429700	190/50 ZR 17 M/C (73W) TL	Diablo Rosso II	2.50	2.90
GSX 250 R MY 2017 -	WDNO	250	2017			2046800	110/70 - 17 M/C 54H TL	Diablo Rosso II K Fr.	2068600	190/50 ZR 17 M/C (73W) TL	Diablo Rosso II	2.50	2.90
GSX 250 R MY 2017 -	WDNO	250	2017		10	2702200	110/70 - 17 M/C 54S TL	Sport Demon Fr.	2589600	140/70 - 17 M/C 66H TL	Sport Demon	2.50	2.50
GSX 250 X, XU, E	GS25X, XU, G, J53B	250	2017		23	2375600	3.00 - 18 M/C 47S TL	Angel City	3566600	140/70 - 17 M/C 66S TL	Angel City	2.50	2.50
GSX 550, E, ES, EF, EU	GN 71 D	550	1985			1403100	100/90 - 16 M/C 54H TL	City Demon Fr.	2584100	3.50 - 18 M/C 62P reinf.TT	City Demon	1.80	2.00
GSX 600 F 57; 59 kW	AJ Vers. A	600	1998			3111300	120/70 ZR 17 M/C (58W) TL	Sport Demon Fr.	1404500	110/90 - 18 M/C 61H TL	Sport Demon	2.00	2.80
GSX 600 F 20 - 37kW	GN 72 B	600	1988			1343000	110/80 - 17 M/C 57H TL	Angel GT II Fr.	3111600	150/70 ZR 17 M/C (69W) TL	Angel GT II	2.25	2.50
GSX 600 FU 25 kW	AJ Vers. B	600	1998		10	3111300	120/70 ZR 17 M/C (58W) TL	Sport Demon Fr.	1342600	140/80 VB 17 M/C (69W) TL	Sport Demon	2.25	2.50
GSX 650 F; FA	WVCJ	650	2008			3111300	120/70 ZR 17 M/C (58W) TL	Angel GT II Fr.	3111700	160/60 ZR 17 M/C (69W) TL	Angel GT II	2.50	2.90
GSX 650 F; FA	WVCJ	650	2008			2387600	120/70 ZR 17 M/C (58W) TL	Angel GT Fr.	2317400	160/60 ZR 17 M/C (69W) TL	Angel GT	2.50	2.90
GSX 650 F; FA	WVCJ	650	2008		10	2906900	120/70 ZR 17 M/C (58W) TL	Diablo Rosso Corsa II Fr.	2907000	160/60 ZR 17 M/C (69W) TL	Diablo Rosso Corsa II	2.50	2.90
GSX 650 F; FA	WVCJ	650	2008			2635200	120/70 ZR 17 M/C (58W) TL	Diablo Rosso III Fr.	2635400	160/60 ZR 17 M/C (69W) TL	Diablo Rosso III	2.50	2.90
GSX 650 F; FA	WVCJ	650	2008			2291900	120/70 ZR 17 M/C (58W) TL	Diablo Rosso II K Fr.	2070200	160/60 ZR 17 M/C (69W) TL	Diablo Rosso II	2.50	2.90
GSX 650 F; FA	WVCJ	650	2008			1868400	120/70 ZR 17 M/C (58W) TL	Angel ST Fr.	1868800	160/60 ZR 17 M/C (69W) TL	Angel ST	2.50	2.90
GSX 750	AE	750	1998		10	3111300	120/70 ZR 17 M/C (58W) TL	Angel GT II Fr.	3111900	170/60 ZR 17 M/C (72W) TL	Angel GT II	2.50	2.50
GSX 750	AE	750	1998			2387600	120/70 ZR 17 M/C (58W) TL	Angel GT Fr.	2387500	170/60 ZR 17 M/C (72W) TL	Angel GT	2.50	2.50
GSX 750 E	GS 75 X	750	1998		23	2919000	120/70 ZR 17 M/C (58W) TL	Diablo Rosso II K Fr.	2070300	170/60 ZR 17 M/C (72W) TL	Diablo Rosso II	2.50	2.50
GSX 750 E	GS 75 X	750	1998		23	1405200	100/90 - 19 M/C 57V TL	Sport Demon Fr.	1404700	120/90 - 18 M/C 65V TL	Sport Demon	2.00	2.40
GSX 750 E	GS 75 X	750	1998		23	0801000	100/90 - 19 M/C 57H TL	MT 66 Fr.	1004100	120/90 - 18 M/C 65H TL	MT 66	2.00	2.40
GSX 750 F MY 1999 -	AK, WVAK	750	1999		10	3111300	120/70 ZR 17 M/C (58W) TL	Angel GT II Fr.	3111600	150/70 ZR 17 M/C (69W) TL	Angel GT II	2.25	2.50
GSX 750 L	GS 75 X Vers. B	750			23	0800900	90/90 - 19 M/C 52H TL	MT 66 Fr.	0800400	130/90 - 16 M/C 73H reinf.TL	MT 66	2.20	2.50
GSX 750 SZ Katana	GR 71 A	750			23	1405200	100/90 - 19 M/C 57V TL	Sport Demon Fr.	1404700	120/90 - 18 M/C 65V TL	Sport Demon	2.30	2.80
GSX 750 SZ Katana	GR 71 A	750			23	0801000	100/90 - 19 M/C 57H TL	MT 66 Fr.	1004100	120/90 - 18 M/C 65H TL	MT 66	2.30	2.80
GSX-R 1000	WVCY	1000	2009	2014	10	2812600	120/70 ZR 17 M/C (58W) V3 TL	Diablo Supercorsa SP Fr.	3310600	190/50 ZR 17 M/C (73W) V3 TL	Diablo Supercorsa SP	2.50	2.90
GSX-R 1000	WVCY	1000	2009	2014	10	3111300	120/70 ZR 17 M/C (58W) TL	Angel GT II Fr.	3112200	190/50 ZR 17 M/C (73W) TL	Angel GT II	2.50	2.90
GSX-R 1000	WVCY	1000	2009	2014		2906900	120/70 ZR 17 M/C (58W) TL	Diablo Rosso Corsa II Fr.	2907300	190/50 ZR 17 M/C (73W) TL	Diablo Rosso Corsa II	2.50	2.90
GSX-R 1000	WVCY	1000	2009	2014		2166900	120/70 ZR 17 M/C (58W) TL	Diablo Supercorsa SP Fr.	2304300	190/50 ZR 17 M/C (73W) TL	Diablo Supercorsa SP	2.50	2.90
GSX-R 1000	WVCY	1000	2009	2014		2387600	120/70 ZR 17 M/C (58W) TL	Angel GT Fr.	2317700	190/50 ZR 17 M/C (73W) TL	Angel GT	2.50	2.90
GSX-R 1000	WVCY	1000	2009	2014		2635200	120/70 ZR 17 M/C (58W) TL	Diablo Rosso III Fr.	2635700	190/50 ZR 17 M/C (73W) TL	Diablo Rosso III	2.50	2.90

SUZUKI (continued)



MODEL	TYPE	CC	MY From	MY To	Footnotes	FRONT			REAR			Pressure		
						IP-Code	Dimension	Tread	IP-Code	Dimension	Tread	Front	Rear	
SUZUKI (continued)														
GSX-R 600 (K1/K2/K3)	WVB6	600	2001	2003		1868400	120/70 ZR 17 M/C (58W) TL	Angel ST Fr.	1868500	180/55 ZR 17 M/C (73W) TL	Angel ST	2.50	2.50	
GSX-R 600 (K1/K2/K3)	WVB6	600	2001	2003		1430700	120/70 ZR 17 M/C (58W) TL	Diablo Fr.	1430000	180/55 ZR 17 M/C (73W) TL	Diablo	2.50	2.50	
GSX-R 600 (K4/K5)	WVB2	600	2004	2005	10	3111300	120/70 ZR 17 M/C (58W) TL	Angel GT II Fr.	3112000	180/55 ZR 17 M/C (73W) TL	Angel GT II	2.50	2.50	
GSX-R 600 (K4/K5)	WVB2	600	2004	2005	10	2812600	120/70 ZR 17 M/C (58W) V3 TL	Diablo Supercorsa SP Fr.	3106800	180/55 ZR 17 M/C (73W) V3 TL	Diablo Supercorsa SP	2.50	2.50	
GSX-R 600 (K4/K5)	WVB2	600	2004	2005		2387600	120/70 ZR 17 M/C (58W) TL	Angel GT Fr.	2317600	180/55 ZR 17 M/C (73W) TL	Angel GT	2.50	2.50	
GSX-R 600 (K4/K5)	WVB2	600	2004	2005		2906900	120/70 ZR 17 M/C (58W) TL	Diablo Rosso Corsa II Fr.	2907100	180/55 ZR 17 M/C (73W) TL	Diablo Rosso Corsa II	2.50	2.50	
GSX-R 600 (K4/K5)	WVB2	600	2004	2005		2166900	120/70 ZR 17 M/C (58W) TL	Diablo Supercorsa SP Fr.	2244800	180/55 ZR 17 M/C (73W) TL	Diablo Supercorsa SP	2.50	2.50	
GSX-R 600 (K4/K5)	WVB2	600	2004	2005		2635200	120/70 ZR 17 M/C (58W) TL	Diablo Rosso III Fr.	2635500	180/55 ZR 17 M/C (73W) TL	Diablo Rosso III	2.50	2.50	
GSX-R 600 (K4/K5)	WVB2	600	2004	2005		1734600	120/70 ZR 17 M/C (58W) TL	Diablo Rosso Corsa Fr.	1927700	180/55 ZR 17 M/C (73W) TL	Diablo Rosso Corsa	2.50	2.50	
GSX-R 600 (K4/K5)	WVB2	600	2004	2005		2291900	120/70 ZR 17 M/C (58W) TL	Diablo Rosso II K Fr.	2068500	180/55 ZR 17 M/C (73W) TL	Diablo Rosso II	2.50	2.50	
GSX-R 600 (K4/K5)	WVB2	600	2004	2005		1868400	120/70 ZR 17 M/C (58W) TL	Angel ST Fr.	1868500	180/55 ZR 17 M/C (73W) TL	Angel ST	2.50	2.50	
GSX-R 600 (K4/K5)	WVB2	600	2004	2005		1430700	120/70 ZR 17 M/C (58W) TL	Diablo Fr.	1430000	180/55 ZR 17 M/C (73W) TL	Diablo	2.50	2.50	
GSX-R 600 (K6/K7)	WVCE	600	2006	2007	10	3111300	120/70 ZR 17 M/C (58W) TL	Angel GT II Fr.	3112000	180/55 ZR 17 M/C (73W) TL	Angel GT II	2.50	2.90	
GSX-R 600 (K6/K7)	WVCE	600	2006	2007	10	2812600	120/70 ZR 17 M/C (58W) V3 TL	Diablo Supercorsa SP Fr.	3106800	180/55 ZR 17 M/C (73W) V3 TL	Diablo Supercorsa SP	2.50	2.90	
GSX-R 600 (K6/K7)	WVCE	600	2006	2007		2387600	120/70 ZR 17 M/C (58W) TL	Angel GT Fr.	2317600	180/55 ZR 17 M/C (73W) TL	Angel GT	2.50	2.90	
GSX-R 600 (K6/K7)	WVCE	600	2006	2007		2906900	120/70 ZR 17 M/C (58W) TL	Diablo Rosso Corsa II Fr.	2907100	180/55 ZR 17 M/C (73W) TL	Diablo Rosso Corsa II	2.50	2.90	
GSX-R 600 (K6/K7)	WVCE	600	2006	2007		2166900	120/70 ZR 17 M/C (58W) TL	Diablo Supercorsa SP Fr.	2244800	180/55 ZR 17 M/C (73W) TL	Diablo Supercorsa SP	2.50	2.90	
GSX-R 600 (K6/K7)	WVCE	600	2006	2007		2635200	120/70 ZR 17 M/C (58W) TL	Diablo Rosso III Fr.	2635500	180/55 ZR 17 M/C (73W) TL	Diablo Rosso III	2.50	2.90	
GSX-R 600 (K6/K7)	WVCE	600	2006	2007		1734600	120/70 ZR 17 M/C (58W) TL	Diablo Rosso Corsa Fr.	1927700	180/55 ZR 17 M/C (73W) TL	Diablo Rosso Corsa	2.50	2.90	
GSX-R 600 (K6/K7)	WVCE	600	2006	2007		2291900	120/70 ZR 17 M/C (58W) TL	Diablo Rosso II K Fr.	2068500	180/55 ZR 17 M/C (73W) TL	Diablo Rosso II	2.50	2.90	
GSX-R 600 (K6/K7)	WVCE	600	2006	2007		1430700	120/70 ZR 17 M/C (58W) TL	Diablo Fr.	1430000	180/55 ZR 17 M/C (73W) TL	Diablo	2.50	2.90	
GSX-R 600 (K6/K7)	WVCE	600	2006	2007		1868400	120/70 ZR 17 M/C (58W) TL	Angel ST Fr.	1868500	180/55 ZR 17 M/C (73W) TL	Angel ST	2.50	2.90	
GSX-R 600 (K6/K7)	WVCE	600	2006	2007		2812600	120/70 ZR 17 M/C (58W) V3 TL	Diablo Supercorsa SP Fr.	3106800	180/55 ZR 17 M/C (73W) V3 TL	Diablo Supercorsa SP	2.50	2.90	
GSX-R 750	C4	750	2011		10	3111300	120/70 ZR 17 M/C (58W) TL	Angel GT II Fr.	3112000	180/55 ZR 17 M/C (73W) TL	Angel GT II	2.50	2.90	
GSX-R 750	C4	750	2011		10	2387600	120/70 ZR 17 M/C (58W) TL	Angel GT Fr.	2317600	180/55 ZR 17 M/C (73W) TL	Angel GT	2.50	2.90	
GSX-R 750	C4	750	2011			2906900	120/70 ZR 17 M/C (58W) TL	Diablo Rosso Corsa II Fr.	2907100	180/55 ZR 17 M/C (73W) TL	Diablo Rosso Corsa II	2.50	2.90	
GSX-R 750	C4	750	2011			2166900	120/70 ZR 17 M/C (58W) TL	Diablo Supercorsa SP Fr.	2244800	180/55 ZR 17 M/C (73W) TL	Diablo Supercorsa SP	2.50	2.90	
GSX-R 750	C4	750	2011			2635200	120/70 ZR 17 M/C (58W) TL	Diablo Rosso III Fr.	2635500	180/55 ZR 17 M/C (73W) TL	Diablo Rosso III	2.50	2.90	
GSX-R 750	C4	750	2011			1734600	120/70 ZR 17 M/C (58W) TL	Diablo Rosso Corsa Fr.	1927700	180/55 ZR 17 M/C (73W) TL	Diablo Rosso Corsa	2.50	2.90	
GSX-R 750	C4	750	2011			2291900	120/70 ZR 17 M/C (58W) TL	Diablo Rosso II K Fr.	2068500	180/55 ZR 17 M/C (73W) TL	Diablo Rosso II	2.50	2.90	
GSX-R 750	C4	750	2011			1868400	120/70 ZR 17 M/C (58W) TL	Angel ST Fr.	1868500	180/55 ZR 17 M/C (73W) TL	Angel ST	2.50	2.90	
GSX-R 750	GR 7 AB	750	1990	1991	10	3111300	120/70 ZR 17 M/C (58W) TL	Angel GT II Fr.	3111900	170/60 ZR 17 M/C (72W) TL	Angel GT II	2.50	2.90	
GSX-R 750	GR 7 AB	750	1990	1991		2387600	120/70 ZR 17 M/C (58W) TL	Angel GT Fr.	2317500	170/60 ZR 17 M/C (72W) TL	Angel GT	2.50	2.90	
GSX-R 750	GR 7 AB	750	1990	1991		2291900	120/70 ZR 17 M/C (58W) TL	Diablo Rosso II K Fr.	2070300	170/60 ZR 17 M/C (72W) TL	Diablo Rosso II	2.50	2.90	
GSX-R 750	GR77B; GR77A; GR77D	750	1988		10	3111300	120/70 ZR 17 M/C (58W) TL	Angel GT II Fr.	3111700	160/60 ZR 17 M/C (69W) TL	Angel GT II	2.50	2.90	
GSX-R 750	GR77B; GR77A; GR77D	750	1988			2387600	120/70 ZR 17 M/C (58W) TL	Angel GT Fr.	2317400	160/60 ZR 17 M/C (69W) TL	Angel GT	2.50	2.90	
GSX-R 750	GR77B; GR77A; GR77D	750	1988			2906900	120/70 ZR 17 M/C (58W) TL	Diablo Rosso Corsa II Fr.	2907000	160/60 ZR 17 M/C (69W) TL	Diablo Rosso Corsa II	2.50	2.90	
GSX-R 750	GR77B; GR77A; GR77D	750	1988			2635200	120/70 ZR 17 M/C (58W) TL	Diablo Rosso III Fr.	2635400	160/60 ZR 17 M/C (69W) TL	Diablo Rosso III	2.50	2.90	
GSX-R 750	GR77B; GR77A; GR77D	750	1988			1734600	120/70 ZR 17 M/C (58W) TL	Diablo Rosso Corsa Fr.	1971000	160/60 ZR 17 M/C (69W) TL	Diablo Rosso Corsa	2.50	2.90	
GSX-R 750	GR77B; GR77A; GR77D	750	1988			2291900	120/70 ZR 17 M/C (58W) TL	Diablo Rosso II K Fr.	2070200	160/60 ZR 17 M/C (69W) TL	Diablo Rosso II	2.50	2.90	
GSX-R 750	GR77B; GR77A; GR77D	750	1988			1868400	120/70 ZR 17 M/C (58W) TL	Angel ST Fr.	1868800	160/60 ZR 17 M/C (69W) TL	Angel ST	2.50	2.90	
GSX-R 750	GR77B; GR77A; GR77D	750	1988			1430700	120/70 ZR 17 M/C (58W) TL	Diablo Fr.	1430400	160/60 ZR 17 M/C (69W) TL	Diablo	2.50	2.90	
GSX-R 750 (K1/K2/K3)	WVBD	750	2000	2003	10	2812600	120/70 ZR 17 M/C (58W) V3 TL	Diablo Supercorsa SP Fr.	3106800	180/55 ZR 17 M/C (73W) V3 TL	Diablo Supercorsa SP	2.50	2.50	
GSX-R 750 (K1/K2/K3)	WVBD	750	2000	2003	10	3111300	120/70 ZR 17 M/C (58W) TL	Angel GT II Fr.	3112000	180/55 ZR 17 M/C (73W) TL	Angel GT II	2.50	2.50	
GSX-R 750 (K1/K2/K3)	WVBD	750	2000	2003		2387600	120/70 ZR 17 M/C (58W) TL	Angel GT Fr.	2317600	180/55 ZR 17 M/C (73W) TL	Angel GT	2.50	2.50	
GSX-R 750 (K1/K2/K3)	WVBD	750	2000	2003		2166900	120/70 ZR 17 M/C (58W) TL	Diablo Supercorsa SP Fr.	2244800	180/55 ZR 17 M/C (73W) TL	Diablo Supercorsa SP	2.50	2.50	
GSX-R 750 (K1/K2/K3)	WVBD	750	2000	2003		2906900	120/70 ZR 17 M/C (58W) TL	Diablo Rosso Corsa II Fr.	2907100	180/55 ZR 17 M/C (73W) TL	Diablo Rosso Corsa II	2.50	2.50	
GSX-R 750 (K1/K2/K3)	WVBD	750	2000	2003		2635200	120/70 ZR 17 M/C (58W) TL	Diablo Rosso III Fr.	2635500	180/55 ZR 17 M/C (73W) TL	Diablo Rosso III	2.50	2.50	



MODEL	TYPE	CC	MY From	MY To	Footnotes	FRONT			REAR			Pressure		
						IP-Code	Dimension	Tread	IP-Code	Dimension	Tread	Front	Rear	
SUZUKI (continued)														
GSX-R 750 W MY 1994 -	GR 7 BB Vers. B; C	750	1994	1995		10	3111300	120/70 ZR 17 M/C (58W) TL	Angel GT II Fr.	3112000	180/55 ZR 17 M/C (73W) TL	Angel GT II	2.30	2.50
GSX-R 750 W MY 1994 -	GR 7 BB Vers. B; C	750	1994	1995		10	2812600	120/70 ZR 17 M/C (58W) V3 TL	Diablo Supercorsa SP Fr.	3106800	180/55 ZR 17 M/C (73W) V3 TL	Diablo Supercorsa SP	2.30	2.50
GSX-R 750 W MY 1994 -	GR 7 BB Vers. B; C	750	1994	1995			2166900	120/70 ZR 17 M/C (58W) TL	Diablo Supercorsa SP Fr.	2244800	180/55 ZR 17 M/C (73W) TL	Diablo Supercorsa SP	2.30	2.50
GSX-R 750 W MY 1994 -	GR 7 BB Vers. B; C	750	1994	1995			2387600	120/70 ZR 17 M/C (58W) TL	Angel GT Fr.	2317600	180/55 ZR 17 M/C (73W) TL	Angel GT	2.30	2.50
GSX-R 750 W MY 1994 -	GR 7 BB Vers. B; C	750	1994	1995			2906900	120/70 ZR 17 M/C (58W) TL	Diablo Rosso Corsa II Fr.	2907100	180/55 ZR 17 M/C (73W) TL	Diablo Rosso Corsa II	2.30	2.50
GSX-R 750 W MY 1994 -	GR 7 BB Vers. B; C	750	1994	1995			2635200	120/70 ZR 17 M/C (58W) TL	Diablo Rosso III Fr.	2635500	180/55 ZR 17 M/C (73W) TL	Diablo Rosso III	2.30	2.50
GSX-R 750 W MY 1994 -	GR 7 BB Vers. B; C	750	1994	1995			1734600	120/70 ZR 17 M/C (58W) TL	Diablo Rosso Corsa Fr.	1927700	180/55 ZR 17 M/C (73W) TL	Diablo Rosso Corsa	2.30	2.50
GSX-R 750 W MY 1994 -	GR 7 BB Vers. B; C	750	1994	1995			2291900	120/70 ZR 17 M/C (58W) TL	Diablo Rosso III K Fr.	2068500	180/55 ZR 17 M/C (73W) TL	Diablo Rosso II	2.30	2.50
GSX-R 750 W MY 1994 -	GR 7 BB Vers. B; C	750	1994	1995			1430700	120/70 ZR 17 M/C (58W) TL	Diablo Fr.	1430000	180/55 ZR 17 M/C (73W) TL	Diablo	2.30	2.50
GSX-R 750 W MY 1994 -	GR 7 BB Vers. B; C	750	1994	1995			1868400	120/70 ZR 17 M/C (58W) TL	Angel ST Fr.	1868500	180/55 ZR 17 M/C (73W) TL	Angel ST	2.30	2.50
GSX-S 1000	DG; WDG0	1000	2015			10	3111300	120/70 ZR 17 M/C (58W) TL	Angel GT II Fr.	3112200	190/50 ZR 17 M/C (73W) TL	Angel GT II	2.50	2.90
GSX-S 1000	DG; WDG0	1000	2015			10	2812600	120/70 ZR 17 M/C (58W) V3 TL	Diablo Supercorsa SP Fr.	3310600	190/50 ZR 17 M/C (73W) V3 TL	Diablo Supercorsa SP	2.50	2.90
GSX-S 1000	DG; WDG0	1000	2015				2906900	120/70 ZR 17 M/C (58W) TL	Diablo Rosso Corsa II Fr.	2907300	190/50 ZR 17 M/C (73W) TL	Diablo Rosso Corsa II	2.50	2.90
GSX-S 1000	DG; WDG0	1000	2015			10	2166900	120/70 ZR 17 M/C (58W) TL	Diablo Supercorsa SP Fr.	2304300	190/50 ZR 17 M/C (73W) TL	Diablo Supercorsa SP	2.50	2.90
GSX-S 1000	DG; WDG0	1000	2015				2387600	120/70 ZR 17 M/C (58W) TL	Angel GT Fr.	2317700	190/50 ZR 17 M/C (73W) TL	Angel GT	2.50	2.90
GSX-S 1000	DG; WDG0	1000	2015				2635200	120/70 ZR 17 M/C (58W) TL	Diablo Rosso III Fr.	2635700	190/50 ZR 17 M/C (73W) TL	Diablo Rosso III	2.50	2.90
GSX-S 1000 F (with fullfairing)	DG; WDG0	1000	2015			10	2812600	120/70 ZR 17 M/C (58W) V3 TL	Diablo Supercorsa SP Fr.	3310600	190/50 ZR 17 M/C (73W) V3 TL	Diablo Supercorsa SP	2.50	2.90
GSX-S 1000 F (with fullfairing)	DG; WDG0	1000	2015			10	3111300	120/70 ZR 17 M/C (58W) TL	Angel GT II Fr.	3112200	190/50 ZR 17 M/C (73W) TL	Angel GT II	2.50	2.90
GSX-S 1000 F (with fullfairing)	DG; WDG0	1000	2015			10	2166900	120/70 ZR 17 M/C (58W) TL	Diablo Supercorsa SP Fr.	2304300	190/50 ZR 17 M/C (73W) TL	Diablo Supercorsa SP	2.50	2.90
GSX-S 1000 F (with fullfairing)	DG; WDG0	1000	2015				2387600	120/70 ZR 17 M/C (58W) TL	Angel GT Fr.	2317700	190/50 ZR 17 M/C (73W) TL	Angel GT	2.50	2.90
GSX-S 1000 F (with fullfairing)	DG; WDG0	1000	2015				2635200	120/70 ZR 17 M/C (58W) TL	Diablo Rosso III Fr.	2635700	190/50 ZR 17 M/C (73W) TL	Diablo Rosso III	2.50	2.90
GSX-S 1000 F (with fullfairing)	DG; WDG0	1000	2015			10	3111300	120/70 ZR 17 M/C (58W) TL	Angel GT II Fr.	3112200	190/50 ZR 17 M/C (73W) TL	Angel GT II	2.50	2.90
GSX-S 1000 S Katana MY 2019 -		1000	2019			10	3111300	120/70 ZR 17 M/C (58W) TL	Angel GT Fr.	2317700	190/50 ZR 17 M/C (73W) TL	Angel GT	2.50	2.90
GSX-S 1000 S Katana MY 2019 -		1000	2019			10	2812600	120/70 ZR 17 M/C (58W) TL	Diablo Rosso Corsa II Fr.	2907300	190/50 ZR 17 M/C (73W) TL	Diablo Rosso Corsa II	2.50	2.90
GSX-S 1000 S Katana MY 2019 -		1000	2019			10	2635200	120/70 ZR 17 M/C (58W) TL	Diablo Rosso III Fr.	2635700	190/50 ZR 17 M/C (73W) TL	Diablo Rosso III	2.50	2.90
GSX-S 1000 S Katana MY 2019 -		1000	2019			10	2906900	120/70 ZR 17 M/C (58W) TL	Diablo Rosso Corsa II Fr.	2907300	190/50 ZR 17 M/C (73W) TL	Diablo Rosso Corsa II	2.50	2.90
GSX-S 1000 S Katana MY 2019 -		1000	2019			10	2635200	120/70 ZR 17 M/C (58W) TL	Diablo Rosso III Fr.	2635700	190/50 ZR 17 M/C (73W) TL	Diablo Rosso III	2.50	2.90
GSX-S 125	WDL0	125	2017				2580400	90/80 - 17 M/C 46S TL	Angel City	3243400	130/70 - 17 M/C 62S TL	Angel City	1.75	2.00
GSX-S 750	WC 50	750	2017			10	2812600	120/70 ZR 17 M/C (58W) V3 TL	Diablo Supercorsa SP Fr.	3106800	180/55 ZR 17 M/C (73W) V3 TL	Diablo Supercorsa SP	2.50	2.90
GSX-S 750	WC 50	750	2017			10	3111300	120/70 ZR 17 M/C (58W) TL	Angel GT II Fr.	3112000	180/55 ZR 17 M/C (73W) TL	Angel GT II	2.50	2.90
GSX-S 750	WC 50	750	2017			10	2166900	120/70 ZR 17 M/C (58W) TL	Diablo Supercorsa SP Fr.	2244800	180/55 ZR 17 M/C (73W) TL	Diablo Supercorsa SP	2.50	2.90
GSX-S 750	WC 50	750	2017			10	2636200	120/70 ZR 17 M/C (58W) TL	Phantom Sportscomp Fr.	2636300	180/55 ZR 17 M/C (73W) TL	Phantom Sportscomp	2.50	2.90
GSX-S 750	WC 50	750	2017				2387600	120/70 ZR 17 M/C (58W) TL	Angel GT Fr.	2317600	180/55 ZR 17 M/C (73W) TL	Angel GT	2.50	2.90
GSX-S 750	WC 50	750	2017				2635200	120/70 ZR 17 M/C (58W) TL	Diablo Rosso III Fr.	2635500	180/55 ZR 17 M/C (73W) TL	Diablo Rosso III	2.50	2.90
GSX-S 750	WC 50	750	2017			23	2906900	120/70 ZR 17 M/C (58W) TL	Diablo Rosso Corsa II Fr.	2907100	180/55 ZR 17 M/C (73W) TL	Diablo Rosso Corsa II	2.50	2.90
GT 185	GT 185	185					1966900	2.75 - 18 M/C 42P TL	City Demon Fr.	3745300	3.00 - 18 M/C 52P reinf.TL	City Demon	1.80	2.00
GZ 250 Marauder	AR	250	1999				1342100	110/90 - 16 M/C 59V TL	Sport Demon Fr.	1003300	130/90 - 15 M/C 66S TT	MT 66	1.75	2.25
Intruder M800; VZ 800	WVB7; WVB4	800	2005				2211500	130/90 B 16 M/C 67H TL	Night Dragon Fr.	2592500	170/80 B 15 M/C 77H TL	Night Dragon GT	2.00	2.50
Intruder M800; VZ 800	WVB7; WVB4	800	2005				0800600	130/90 - 16 M/C 67H TL	MT 66 Fr.	0760900	170/80 - 15 M/C 77H TL	MT 66	2.00	2.50
JR 50	JA143	50				6	1663900	2.50 - 10 NHS TT	Scorpion MX Mid Soft 32 Fr.	1663900	2.50 - 10 NHS TT	Scorpion MX Mid Soft 32 Fr.	1.50	1.50
RF 600 R; RU	GN 76 B; GN 76 A	600	1993			10	3111300	120/70 ZR 17 M/C (58W) TL	Angel GT II Fr.	3111700	160/60 ZR 17 M/C (69W) TL	Angel GT II	2.50	2.90
RF 600 R; RU	GN 76 B; GN 76 A	600	1993				2387600	120/70 ZR 17 M/C (58W) TL	Angel GT Fr.	2317400	160/60 ZR 17 M/C (69W) TL	Angel GT	2.50	2.90
RF 600 R; RU	GN 76 B; GN 76 A	600	1993			10	2906900	120/70 ZR 17 M/C (58W) TL	Diablo Rosso Corsa II Fr.	2907000	160/60 ZR 17 M/C (69W) TL	Diablo Rosso Corsa II	2.50	2.90
RF 600 R; RU	GN 76 B; GN 76 A	600	1993				2635200	120/70 ZR 17 M/C (58W) TL	Diablo Rosso III Fr.	2635400	160/60 ZR 17 M/C (69W) TL	Diablo Rosso III	2.50	2.90
RF 600 R; RU	GN 76 B; GN 76 A	600	1993				2291900	120/70 ZR 17 M/C (58W) TL	Diablo Rosso II K Fr.	2070200	160/60 ZR 17 M/C (69W) TL	Diablo Rosso II	2.50	2.90
RF 600 R; RU	GN 76 B; GN 76 A	600	1993				1430700	120/70 ZR 17 M/C (58W) TL	Diablo Fr.	1430400	160/60 ZR 17 M/C (69W) TL	Diablo	2.50	2.90
RF 600 R; RU	GN 76 B; GN 76 A	600	1993				1868400	120/70 ZR 17 M/C (58W) TL	Angel ST Fr.	1868800	160/60 ZR 17 M/C (69W) TL	Angel ST	2.50	2.90
RF 900 R; RS 2	GT 73 B; GT 73 A	900	1994	1997		10	3111300	120/70 ZR 17 M/C (58W) TL	Angel GT II Fr.	3111900	170/60 ZR 17 M/C (72W) TL	Angel GT II	2.50	2.90

SUZUKI (continued)

RF 900 R; RS 2	GT 73 B; GT 73 A	900	1994	1997			2387600	120/70 ZR 17 M/C (58W) TL	Angel GT Fr.	2317500	170/60 ZR 17 M/C (72W) TL	Angel GT	2.50	2.90
RF 900 R; RS 2	GT 73 B; GT 73 A	900	1994	1997			2291900	120/70 ZR 17 M/C (58W) TL	Diablo Rosso II K Fr.	2070300	170/60 ZR 17 M/C (72W) TL	Diablo Rosso II	2.50	2.90
RG 250; WE	GJ 21 A; D	250			27		1403100	100/90 - 16 M/C 54H TL	Sport Demon Fr.	1404300	110/80 - 18 M/C 58H TL	Sport Demon	1.90	2.20
RGV 250 Gamma	VJ 22 A	250			10		3657000	110/70 ZR 17 M/C 54W V3 TL	Diablo Supercorsa SP Fr.	3657200	150/60 ZR 17 M/C 66W V3 TL	Diablo Supercorsa SP	2.00	2.50
RGV 250 Gamma	VJ 22 A	250			10		2854900	110/70 R 17 M/C 54H TL	Diablo Rosso III Fr.	2855100	150/60 R 17 M/C 66H TL	Diablo Rosso III	2.00	2.50
RGV 250 Gamma	VJ 22 A	250					2635000	110/70 ZR 17 M/C 54W TL	Diablo Rosso III Fr.	2635500	150/60 ZR 17 M/C 66W TL	Diablo Rosso III	2.00	2.50
RGV 250 Gamma	VJ 22 A	250					2069900	110/70 ZR 17 M/C 54W TL	Diablo Rosso II Fr.	2070100	150/60 ZR 17 M/C 66W TL	Diablo Rosso II	2.00	2.50
RGV 250 Gamma	VJ 22 A	250			10		2072500	110/70 R 17 M/C 54H TL	Diablo Rosso II Fr.	2210500	150/60 R 17 M/C 66H TL	Diablo Rosso II	2.00	2.50
RGV 250 Gamma	VJ 22 B	250			10		3657000	110/70 ZR 17 M/C 54W V3 TL	Diablo Supercorsa SP Fr.	3657200	150/60 ZR 17 M/C 66W V3 TL	Diablo Supercorsa SP	2.00	2.50
RGV 250 Gamma	VJ 22 B	250			10		2854900	110/70 R 17 M/C 54H TL	Diablo Rosso III Fr.	2855100	150/60 R 17 M/C 66H TL	Diablo Rosso III	2.00	2.50
RGV 250 Gamma	VJ 22 B	250					2635000	110/70 ZR 17 M/C 54W TL	Diablo Rosso III Fr.	2635300	150/60 ZR 17 M/C 66W TL	Diablo Rosso III	2.00	2.50
RGV 250 Gamma	VJ 22 B	250					2069900	110/70 ZR 17 M/C 54W TL	Diablo Rosso III Fr.	2070100	150/60 ZR 17 M/C 66W TL	Diablo Rosso III	2.00	2.50
RGV 250 Gamma	VJ 22 B	250			10		2072500	110/70 R 17 M/C 54H TL	Diablo Rosso II Fr.	2210500	150/60 R 17 M/C 66H TL	Diablo Rosso II	2.00	2.50
RMX 250 R	PJ11A	250			6		1418500	80/100 - 21 M/C 51R MST TT	MT 16 Garacross Fr.	1418700	110/100 - 18 NHS TT	MT 16 Garacross	1.10	1.10
RMX 450 Z	PL41A	450	2010		6		1418500	80/100 - 21 M/C 51R MST TT	MT 16 Garacross Fr.	1418700	110/100 - 18 NHS TT	MT 16 Garacross	1.10	1.10
RM-Z 450		450	2015		6		2133700	80/100 - 21 M/C 51M MST TT	Scorpion MX Extra X Fr.	2133500	110/90 - 19 NHS TT	Scorpion MX Extra X	-	-
SFV 650 Gladius (all versions)	WVCX	650	2009		10		3111300	120/70 ZR 17 M/C (58W) TL	Angel GT II Fr.	3111700	160/60 ZR 17 M/C (69W) TL	Angel GT II	2.25	2.50
SFV 650 Gladius (all versions)	WVCX	650	2009				2387600	120/70 ZR 17 M/C (58W) TL	Angel GT Fr.	2317400	160/60 ZR 17 M/C (69W) TL	Angel GT	2.25	2.50
SFV 650 Gladius (all versions)	WVCX	650	2009		10		2906900	120/70 ZR 17 M/C (58W) TL	Diablo Rosso Corsa II Fr.	2907000	160/60 ZR 17 M/C (69W) TL	Diablo Rosso Corsa II	2.25	2.50
SFV 650 Gladius (all versions)	WVCX	650	2009				2635200	120/70 ZR 17 M/C (58W) TL	Diablo Rosso III Fr.	2635400	160/60 ZR 17 M/C (69W) TL	Diablo Rosso III	2.25	2.50
SFV 650 Gladius (all versions)	WVCX	650	2009				2291900	120/70 ZR 17 M/C (58W) TL	Diablo Rosso II K Fr.	2070200	160/60 ZR 17 M/C (69W) TL	Diablo Rosso II	2.25	2.50
SFV 650 Gladius (all versions)	WVCX	650	2009				1868400	120/70 ZR 17 M/C (58W) TL	Angel ST Fr.	1868800	160/60 ZR 17 M/C (69W) TL	Angel ST	2.25	2.50
Suzuki GW 250; F. Inazuma 250	DC	250	2013	2015			1343000	110/80 - 17 M/C 57H TL	Sport Demon Fr.	2589800	140/70 - 17 M/C 66H TL	Sport Demon	2.50	2.50
SV 1000	WVBX	1000	2003		10		3111300	120/70 ZR 17 M/C (58W) TL	Angel GT II Fr.	3112000	180/55 ZR 17 M/C (73W) TL	Angel GT II	2.50	2.90
SV 1000	WVBX	1000	2003		10		2906900	120/70 ZR 17 M/C (58W) TL	Diablo Rosso Corsa II Fr.	2907100	180/55 ZR 17 M/C (73W) TL	Diablo Rosso Corsa II	2.50	2.90
SV 1000	WVBX	1000	2003				2387600	120/70 ZR 17 M/C (58W) TL	Angel GT Fr.	2317600	180/55 ZR 17 M/C (73W) TL	Angel GT	2.50	2.90
SV 1000	WVBX	1000	2003				2635200	120/70 ZR 17 M/C (58W) TL	Diablo Rosso III Fr.	2635500	180/55 ZR 17 M/C (73W) TL	Diablo Rosso III	2.50	2.90
SV 1000	WVBX	1000	2003				1734600	120/70 ZR 17 M/C (58W) TL	Diablo Rosso Corsa Fr.	1927700	180/55 ZR 17 M/C (73W) TL	Diablo Rosso Corsa	2.50	2.90
SV 1000	WVBX	1000	2003				1430700	120/70 ZR 17 M/C (58W) TL	Diablo Fr.	1430000	180/55 ZR 17 M/C (73W) TL	Diablo	2.50	2.90
SV 1000	WVBX	1000	2003				2291900	120/70 ZR 17 M/C (58W) TL	Diablo Rosso II K Fr.	2068500	180/55 ZR 17 M/C (73W) TL	Diablo Rosso II	2.50	2.90
SV 1000	WVBX	1000	2003				1868400	120/70 ZR 17 M/C (58W) TL	Angel ST Fr.	1868500	180/55 ZR 17 M/C (73W) TL	Angel ST	2.50	2.90
SV 1000 S	WVBX	1000	2003		10		3111300	120/70 ZR 17 M/C (58W) TL	Angel GT II Fr.	3112000	180/55 ZR 17 M/C (73W) TL	Angel GT II	2.50	2.90
SV 1000 S	WVBX	1000	2003		10		2812600	120/70 ZR 17 M/C (58W) V3 TL	Diablo Supercorsa SP Fr.	3106800	180/55 ZR 17 M/C (73W) V3 TL	Diablo Supercorsa SP	2.50	2.90
SV 1000 S	WVBX	1000	2003				2387600	120/70 ZR 17 M/C (58W) TL	Angel GT Fr.	2317600	180/55 ZR 17 M/C (73W) TL	Angel GT	2.50	2.90
SV 1000 S	WVBX	1000	2003				2166900	120/70 ZR 17 M/C (58W) TL	Diablo Supercorsa SP Fr.	2244800	180/55 ZR 17 M/C (73W) TL	Diablo Supercorsa SP	2.50	2.90
SV 1000 S	WVBX	1000	2003				2906900	120/70 ZR 17 M/C (58W) TL	Diablo Rosso Corsa II Fr.	2907100	180/55 ZR 17 M/C (73W) TL	Diablo Rosso Corsa II	2.50	2.90
SV 1000 S	WVBX	1000	2003				2635200	120/70 ZR 17 M/C (58W) TL	Diablo Rosso III Fr.	2635500	180/55 ZR 17 M/C (73W) TL	Diablo Rosso III	2.50	2.90
SV 1000 S	WVBX	1000	2003				1734600	120/70 ZR 17 M/C (58W) TL	Diablo Rosso Corsa Fr.	1927700	180/55 ZR 17 M/C (73W) TL	Diablo Rosso Corsa	2.50	2.90
SV 1000 S	WVBX	1000	2003				1868400	120/70 ZR 17 M/C (58W) TL	Angel ST Fr.	1868500	180/55 ZR 17 M/C (73W) TL	Angel ST	2.50	2.90
SV 1000 S	WVBX	1000	2003				2291900	120/70 ZR 17 M/C (58W) TL	Diablo Rosso II K Fr.	2068500	180/55 ZR 17 M/C (73W) TL	Diablo Rosso II	2.50	2.90
SV 1000 S	WVBX	1000	2003				1430700	120/70 ZR 17 M/C (58W) TL	Diablo Fr.	1430000	180/55 ZR 17 M/C (73W) TL	Diablo	2.50	2.90
SV 650 (all versions)	WBY	650	2003		10		3111200	120/60 ZR 17 M/C (55W) TL	Angel GT II Fr.	3111700	160/60 ZR 17 M/C (69W) TL	Angel GT II	2.25	2.50
SV 650 (all versions)	WBY	650	2003				2316900	120/60 ZR 17 M/C (55W) TL	Angel GT Fr.	2317400	160/60 ZR 17 M/C (69W) TL	Angel GT	2.25	2.50
SV 650 (all versions)	WBY	650	2003				2635100	120/60 ZR 17 M/C (55W) TL	Diablo Rosso III Fr.	2635400	160/60 ZR 17 M/C (69W) TL	Diablo Rosso III	2.25	2.50
SV 650 (all versions)	WBY	650	2003				2070000	120/60 ZR 17 M/C (55W) TL	Diablo Rosso II Fr.	2070200	160/60 ZR 17 M/C (69W) TL	Diablo Rosso II	2.25	2.50
SV 650 (all versions)	WBY	650	2003				2595800	120/60 ZR 17 M/C (55W) TL	Angel ST Fr.	1868800	160/60 ZR 17 M/C (69W) TL	Angel ST	2.25	2.50
SV 650 ABS MY 2016 -	WCX0; WCX1	650	2016		10		3111300	120/70 ZR 17 M/C (58W) TL	Angel GT II Fr.	3111700	160/60 ZR 17 M/C (69W) TL	Angel GT II	2.25	2.50
SV 650 ABS MY 2016 -	WCX0; WCX1	650	2016				2906900	120/70 ZR 17 M/C (58W) TL	Diablo Rosso Corsa II Fr.	2907000	160/60 ZR 17 M/C (69W) TL	Diablo Rosso Corsa II	2.25	2.50
SV 650 ABS MY 2016 -	WCX0; WCX1	650	2016				2387600	120/70 ZR 17 M/C (58W) TL	Angel GT Fr.	2317400	160/60 ZR 17 M/C (69W) TL	Angel GT	2.25	2.50
SV 650 ABS MY 2016 -	WCX0; WCX1	650	2016				2635200	120/70 ZR 17 M/C (58W) TL	Diablo Rosso III Fr.	2635400	160/60 ZR 17 M/C (69W) TL	Diablo Rosso III	2.25	2.50
SV 650 U; SU (25KW) MY 1999 -	AV	650	1999		10	22	3111200	120/60 ZR 17 M/C (55W) TL	Angel GT II Fr.	3111700	160/60 ZR 17 M/C (69W) TL	Angel GT II	2.25	2.50
SV 650 U; SU (25KW) MY 1999 -	AV	650	1999		22	27	2635100	120/60 ZR 17 M/C (55W) TL	Diablo Rosso III Fr.	2635400	160/60 ZR 17 M/C (69W) TL	Diablo Rosso III	2.25	2.50



MODEL	TYPE	CC	MY From	MY To	Footnotes	FRONT			REAR			Pressure	
						IP-Code	Dimension	Tread	IP-Code	Dimension	Tread	Front	Rear
SV 650 U; SU (25KW) MY 1999 -	AV	650	1999		22	2316900	120/60 ZR 17 M/C (55W) TL	Angel GT Fr.	2317400	160/60 ZR 17 M/C (69W) TL	Angel GT	2.25	2.50
SV 650 U; SU (25KW) MY 1999 -	AV	650	1999		22	2070000	120/60 ZR 17 M/C (55W) TL	Diablo Rosso II Fr.	2070200	160/60 ZR 17 M/C (69W) TL	Diablo Rosso II	2.25	2.50
SV 650 U; SU (25KW) MY 1999 -	AV	650	1999		22	2959800	120/60 ZR 17 M/C (55W) TL	Angel ST Fr.	1868800	160/60 ZR 17 M/C (69W) TL	Angel ST	2.25	2.50
SV 650 X MY 2018 -	WCX0; WCX1	650	2018		10	3111300	120/70 ZR 17 M/C (58W) TL	Angel GT II Fr.	3111700	160/60 ZR 17 M/C (69W) TL	Angel GT II	2.25	2.50
SV 650 X MY 2018 -	WCX0; WCX1	650	2018		10	2526300	120/70 ZR 17 M/C (58W) TL	Scorpion Trail II Fr.	2527200	160/60 ZR 17 M/C (69W) TL	Scorpion Trail II	2.25	2.50
SV 650 X MY 2018 -	WCX0; WCX1	650	2018			2387600	120/70 ZR 17 M/C (58W) TL	Angel GT Fr.	2317400	160/60 ZR 17 M/C (69W) TL	Angel GT	2.25	2.50
SV 650 X MY 2018 -	WCX0; WCX1	650	2018			2906900	120/70 ZR 17 M/C (58W) TL	Diablo Rosso Corsa II Fr.	2907000	160/60 ZR 17 M/C (69W) TL	Diablo Rosso Corsa II	2.25	2.50
SV 650 X MY 2018 -	WCX0; WCX1	650	2018			2635200	120/70 ZR 17 M/C (58W) TL	Diablo Rosso III Fr.	2635400	160/60 ZR 17 M/C (69W) TL	Diablo Rosso III	2.25	2.50
SV 650; S (52KW) MY 1999 -	AV	650	1999		10	3111200	120/60 ZR 17 M/C (55W) TL	Angel GT II Fr.	3111700	160/60 ZR 17 M/C (69W) TL	Angel GT II	2.25	2.50
SV 650; S (52KW) MY 1999 -	AV	650	1999			2635100	120/60 ZR 17 M/C (55W) TL	Diablo Rosso III Fr.	2635400	160/60 ZR 17 M/C (69W) TL	Diablo Rosso III	2.25	2.50
SV 650; S (52KW) MY 1999 -	AV	650	1999		2316900	120/60 ZR 17 M/C (55W) TL	Angel GT Fr.	2317400	2317400	160/60 ZR 17 M/C (69W) TL	Angel GT	2.25	2.50
SV 650; S (52KW) MY 1999 -	AV	650	1999		2070000	120/60 ZR 17 M/C (55W) TL	Diablo Rosso II Fr.	2070200	160/60 ZR 17 M/C (69W) TL	Diablo Rosso II	2.25	2.50	
SV 650; S (52KW) MY 1999 -	AV	650	1999		2595800	120/60 ZR 17 M/C (55W) TL	Angel ST Fr.	1868800	160/60 ZR 17 M/C (69W) TL	Angel ST	2.25	2.50	
TL 1000 R	AM	1000	1998		10	2812600	120/70 ZR 17 M/C (58W) V3 TL	Diablo Supercorsa SP Fr.	3310600	190/50 ZR 17 M/C (73W) V3 TL	Diablo Supercorsa SP	2.50	2.90
TL 1000 R	AM	1000	1998		10	3111300	120/70 ZR 17 M/C (58W) TL	Angel GT II Fr.	3112200	190/50 ZR 17 M/C (73W) TL	Angel GT II	2.50	2.90
TL 1000 R	AM	1000	1998			2387600	120/70 ZR 17 M/C (58W) TL	Angel GT Fr.	2317700	190/50 ZR 17 M/C (73W) TL	Angel GT	2.50	2.90
TL 1000 R	AM	1000	1998		2906900	120/70 ZR 17 M/C (58W) TL	Diablo Rosso Corsa II Fr.	2907300	190/50 ZR 17 M/C (73W) TL	Diablo Rosso Corsa II	2.50	2.90	
TL 1000 R	AM	1000	1998		2166900	120/70 ZR 17 M/C (58W) TL	Diablo Supercorsa SP Fr.	2304300	190/50 ZR 17 M/C (73W) TL	Diablo Supercorsa SP	2.50	2.90	
TL 1000 R	AM	1000	1998		2635200	120/70 ZR 17 M/C (58W) TL	Diablo Rosso III Fr.	2635700	190/50 ZR 17 M/C (73W) TL	Diablo Rosso III	2.50	2.90	
TL 1000 R	AM	1000	1998		2291900	120/70 ZR 17 M/C (58W) TL	Diablo Rosso II K Fr.	2068600	190/50 ZR 17 M/C (73W) TL	Diablo Rosso II	2.50	2.90	
TL 1000 R	AM	1000	1998		1430700	120/70 ZR 17 M/C (58W) TL	Diablo Fr.	1429700	190/50 ZR 17 M/C (73W) TL	Diablo	2.50	2.90	
TL 1000 S	AG	1000	1997		10	3111300	120/70 ZR 17 M/C (58W) TL	Angel GT II Fr.	3112200	190/50 ZR 17 M/C (73W) TL	Angel GT II	2.50	2.50
TL 1000 S	AG	1000	1997		10	2812600	120/70 ZR 17 M/C (58W) V3 TL	Diablo Supercorsa SP Fr.	3310600	190/50 ZR 17 M/C (73W) V3 TL	Diablo Supercorsa SP	2.50	2.50
TL 1000 S	AG	1000	1997		2906900	120/70 ZR 17 M/C (58W) TL	Diablo Rosso Corsa II Fr.	2907300	190/50 ZR 17 M/C (73W) TL	Diablo Rosso Corsa II	2.50	2.50	
TL 1000 S	AG	1000	1997		2387600	120/70 ZR 17 M/C (58W) TL	Angel GT Fr.	2317700	190/50 ZR 17 M/C (73W) TL	Angel GT	2.50	2.50	
TL 1000 S	AG	1000	1997		2166900	120/70 ZR 17 M/C (58W) TL	Diablo Supercorsa SP Fr.	2304300	190/50 ZR 17 M/C (73W) TL	Diablo Supercorsa SP	2.50	2.50	
TL 1000 S	AG	1000	1997		2635200	120/70 ZR 17 M/C (58W) TL	Diablo Rosso III Fr.	2635700	190/50 ZR 17 M/C (73W) TL	Diablo Rosso III	2.50	2.50	
TL 1000 S	AG	1000	1997		1430700	120/70 ZR 17 M/C (58W) TL	Diablo Fr.	1429700	190/50 ZR 17 M/C (73W) TL	Diablo	2.50	2.50	
TL 1000 S	AG	1000	1997		2291900	120/70 ZR 17 M/C (58W) TL	Diablo Rosso II K Fr.	2068600	190/50 ZR 17 M/C (73W) TL	Diablo Rosso II	2.50	2.50	
TR 50 S	AH	50	1998		2769700	120/70 - 12 51P TL	Angel Scooter Fr.	2771000	130/70 - 12 62P reinf. TL	Angel Scooter	1.25	1.75	
TR 50 S	AH	50	1998		2925400	120/70 - 12 58P reinf. TL	Diablo Rosso Scooter	2925500	130/70 - 12 62P reinf. TL	Diablo Rosso Scooter	1.25	1.75	
TU 125 XT/XTU MY 1999	AZ	125	1999		1966900	2.75 - 18 M/C 42P TL	City Demon Fr.	1755500	3.50 - 16 M/C 58P reinf. TT	City Demon	1.80	2.00	
UC 125/U Epicuro MY 1999	AX	125	1999		0800000	120/80 - 12 55J TL	SL 60	0800100	130/80 - 12 60J TL	SL 60	2.00	2.50	
UE 125	WVBH	125	2001		2903100	100/90 - 10 56J TL	Angel Scooter	2903100	100/90 - 10 56J TL	Angel Scooter	2.00	2.50	
UF 50 Estiliete	WBBA	50	2000		2769700	120/70 - 12 51P TL	Angel Scooter Fr.	2771000	130/70 - 12 62P reinf. TL	Angel Scooter	1.25	1.75	
UH 50 Estiliete	WBBA	50	2000		2925400	120/70 - 12 58P reinf. TL	Diablo Rosso Scooter	2925500	130/70 - 12 62P reinf. TL	Diablo Rosso Scooter	1.25	1.75	
UH 125; A Burgman 125 MY 2014 -	C8; WC80	125	2014		2770000	110/90 - 13 M/C 56P TL	Angel Scooter Fr.	2771000	130/70 - 12 62P reinf. TL	Angel Scooter	2.00	2.80	
UH 200; A Burgman 200 MY 2014 -	C9; WC90	200	2014		2770000	110/90 - 13 M/C 56P TL	Angel Scooter Fr.	2771000	130/70 - 12 62P reinf. TL	Angel Scooter	2.00	2.80	
UK 110 Address	DE; WDE0	110	2015		3132200	80/90 - 14 M/C 40S TL	Angel Scooter	3132300	90/90 - 14 M/C 46S TL	Angel Scooter	2.00	2.25	
UX 125; 150 SIXteen	CN; CP	125	2008		2770600	100/80 - 16 M/C 50P TL	Angel Scooter Fr.	2772000	120/80 - 16 M/C 60P TL	Angel Scooter	2.00	2.25	
UX 50 W	AT	50	1999		2769700	120/70 - 12 51P TL	Angel Scooter Fr.	2771000	130/70 - 12 62P reinf. TL	Angel Scooter	1.25	1.75	
UX 50 W	AT	50	1999		2925400	120/70 - 12 58P reinf. TL	Diablo Rosso Scooter	2925500	130/70 - 12 62P reinf. TL	Diablo Rosso Scooter	1.25	1.75	
UX 50 W Zillion MY 1999 -		50	1999		2769700	120/70 - 12 51P TL	Angel Scooter Fr.	2771000	130/70 - 12 62P reinf. TL	Angel Scooter	1.30	2.20	
UX 50 W Zillion MY 1999 -		50	1999		2925400	120/70 - 12 58P reinf. TL	Diablo Rosso Scooter	2925500	130/70 - 12 62P reinf. TL	Diablo Rosso Scooter	1.30	2.20	
VL 1500 Intruder LC; Intruder C 1500	AL, WWAL	1500	1998	2007	1815400	150/80 B 16 M/C 71H TL	Night Dragon Fr.	1815500	180/70 B 15 M/C 76H TL	Night Dragon	2.00	2.25	
VL 1500 Intruder LC; Intruder C 1500	AL, WWAL	1500	1998	2007	0800700	150/80 - 16 M/C 71H TL	MT 66 Fr.	0929000	180/70 - 15 M/C 76H TL	MT 66	2.00	2.25	
VL 800 Intruder C800; C800C	WVBM	800	2005		2211500	130/90 B 16 M/C 67H TL	Night Dragon Fr.	2592500	170/80 B 15 M/C 77H TL	Night Dragon GT	2.00	2.50	
VL 800 Intruder C800; C800C	WVBM	800	2005		0800600	130/90 - 16 M/C 67H TL	MT 66 Fr.	0760900	170/80 - 15 M/C 77H TL	MT 66	2.00	2.50	

SUZUKI (continued)

SUZUKI (continued)														
VL 800 Intruder LC Volusia	WBM	800	2001				2211500	130/90 B 16 M/C 67H TL	Night Dragon Fr.	2592500	170/80 B 15 M/C 77H TL	Night Dragon GT	2.00	2.50
VL 800 Intruder LC Volusia	WBM	800	2001				0800600	130/90 - 16 M/C 67H TL	MT 66 Fr.	0760900	170/80 - 15 M/C 77H TL	MT 66	2.00	2.50
VS 1400 GLF, GLP	VX 51 L	1400	1987				2211000	110/90 - 19 M/C 62H TL	Night Dragon Fr.	2592500	170/80 B 15 M/C 77H TL	Night Dragon GT	2.00	2.30
VS 1400 GLF, GLP	VX 51 L	1400	1987				0760800	110/90 - 19 M/C 62H TL	MT 66 Fr.	0760900	170/80 - 15 M/C 77H TL	MT 66	2.00	2.30
VS 600 GL Intruder	VN 51 B	600					27 0801100	80/90 - 21 M/C 48H TT	MT 66 Fr.	0800200	140/90 - 15 M/C 70H TL	MT 66	2.25	2.50
VS 750 GLP/F MY 1986 - 1987	VR 51 B	750	1986				27 0801000	100/90 - 19 M/C 57H TL	MT 66 Fr.	0800200	140/90 - 15 M/C 70H TL	MT 66	2.30	2.50
VS 750 GLP/F MY 1988 -	VR 51 B	750	1988				27 0801100	80/90 - 21 M/C 48H TT	MT 66 Fr.	0800200	140/90 - 15 M/C 70H TL	MT 66	2.50	2.90
VS 800 GL Intruder	VS 52 B	800	1992				23 0801100	80/90 - 21 M/C 48H TT	MT 66 Fr.	0800200	140/90 - 15 M/C 70H TL	MT 66	2.25	2.50
VS 800 GL Intruder MY 2000 -	VS 52 B	800	2000				23 0801000	100/90 - 19 M/C 57H TL	MT 66 Fr.	0800200	140/90 - 15 M/C 70H TL	MT 66	2.25	2.50
VX 800	VS 51 B	800	1990				14 1404200	110/80 - 18 M/C 58V TL	Sport Demon Fr.	1343300	150/70 - 17 M/C 69H TL	Sport Demon	2.25	2.80
VZ 800 Marauder	AF	800	1997				27 0800600	130/90 - 16 M/C 67H TL	MT 66 Fr.	0800300	150/90 - 15 M/C 74H TL	MT 66	2.25	2.50
VZ 1800/N Intruder M 1800 R/R2	WVCA	1800	2008				2211300	130/70 R 18 M/C 63V TL	Night Dragon Fr.	1862300	240/40 VR 18 M/C (79V) TL	Night Dragon	2.50	2.90
X-3	GT 80 A	80					27 1966900	2.75 - 18 M/C 42P TL	City Demon Fr.	3745300	3.00 - 18 M/C 52P reinf. TL	City Demon	1.75	2.25
X-5	GT 200	200	1979	1981			27 1966900	2.75 - 18 M/C 42P TL	City Demon Fr.	3745300	3.00 - 18 M/C 52P reinf. TL	City Demon	1.80	2.00
XF 650 Freewind 35 kw	AC Vers. A; B	650	1997				10 2865300	100/90 - 19 M/C 57V M+S TL	Scorpion Rally STR Fr.	2865400	130/80 R 17 M/C 65V M+S TL	Scorpion Rally STR	1.75	2.25
XF 650 Freewind 35 kw	AC Vers. A; B	650	1997				23 2526700	100/90 - 19 M/C 57V TL	Scorpion Trail II Fr.	2526900	130/80 R 17 M/C 65V TL	Scorpion Trail II	1.75	2.25
XF 650 Freewind 35 kw	AC Vers. A; B	650	1997				23 0282200	100/90 - 19 M/C 57H TL	MT 60 Fr.	0284000	130/80 - 17 M/C 65H TL	MT 60	1.75	2.25
XF 650 U Freewind 25 kw	AC Vers. C; D	650	1997				23 2526700	100/90 - 19 M/C 57V TL	Scorpion Trail II Fr.	2526900	130/80 R 17 M/C 65V TL	Scorpion Trail II	1.75	2.25
XF 650 U Freewind 25 kw	AC Vers. C; D	650	1997				10 2865300	100/90 - 19 M/C 57V M+S TL	Scorpion Rally STR Fr.	2865400	130/80 R 17 M/C 65V M+S TL	Scorpion Rally STR	1.75	2.25
SWM														
Ace of Spades MY 2019 -		450	2019				10 2919800	120/70 R 17 M/C 58H M+S TL	Scorpion Rally STR Fr.	2808200	150/60 R 17 M/C 66H M+S TL	Scorpion Rally STR	-	-
Ace of Spades MY 2019 -		450	2019				10 2812600	120/70 ZR 17 M/C (58W) V3 TL	Diablo Supercorsa SP Fr.	3657200	150/60 ZR 17 M/C 66W V3 TL	Diablo Supercorsa SP	-	-
Ace of Spades MY 2019 -		450	2019				10 2635200	120/70 ZR 17 M/C (58W) TL	Diablo Rosso III Fr.	2635300	150/60 ZR 17 M/C 66W TL	Diablo Rosso III	-	-
Ace of Spades MY 2019 -		450	2019				10 2210400	120/70 R 17 M/C 58H TL	Diablo Rosso II Fr.	2210500	150/60 R 17 M/C 66H TL	Diablo Rosso II	-	-
Gran Turismo MY 2019 -		450	2019				10 1405200	100/90 - 19 M/C 57V TL	Sport Demon Fr.	1343200	130/80 - 17 M/C 65H TL	Sport Demon	-	-
Gran Turismo MY 2019 -		450	2019				10 0282200	100/90 - 19 M/C 57H TL	MT 60 Fr.	0284000	130/80 - 17 M/C 65H TL	MT 60	-	-
Outlaw MY 2019 -		450	2019				10 2919800	120/70 R 17 M/C 58H M+S TL	Scorpion Rally STR Fr.	2808200	150/60 R 17 M/C 66H M+S TL	Scorpion Rally STR	-	-
Outlaw MY 2019 -		450	2019				10 2812600	120/70 ZR 17 M/C (58W) V3 TL	Diablo Supercorsa SP Fr.	3657200	150/60 ZR 17 M/C 66W V3 TL	Diablo Supercorsa SP	-	-
Outlaw MY 2019 -		450	2019				10 2635200	120/70 ZR 17 M/C (58W) TL	Diablo Rosso III Fr.	2635300	150/60 ZR 17 M/C 66W TL	Diablo Rosso III	-	-
Outlaw MY 2019 -		450	2019				10 2210400	120/70 R 17 M/C (58W) TL	Diablo Rosso II Fr.	2210500	150/60 R 17 M/C 66H TL	Diablo Rosso II	-	-
RS 125 R	B2	125	2016				23 0341400	80/90 - 21 M/C 48P TT	MT 21 Fr.	0341500	110/80 - 18 M/C 58P TT	MT 21	1.50	1.80
RS 125 R	B2	125	2016				23 3745900	90/90 - 21 M/C 54R TT	MT 21 Fr.	0342000	120/80 - 18 M/C 62R TT	MT 21	1.50	1.80
RS 125 R	B2	125	2016				23 0341400	80/90 - 21 M/C 48P TT	MT 21 Fr.	0342000	120/80 - 18 M/C 62R TT	MT 21	1.50	1.80
RS 300 R	A2	300	2016				10 1745300	90/90 - 21 M/C 54R MST TT	Scorpion Rally Fr.	1688700	140/80 - 18 M/C 70R MST TT	Scorpion Rally	-	-
RS 300 R	A2	300	2016				10 2322100	90/90 - 21 M/C 54M M+S TT	Scorpion PRO Fr.	2322300	140/80 - 18 M/C 70M M+S TT	Scorpion PRO	-	-
RS 300 R	A2	300	2016				10 3745900	90/90 - 21 M/C 54R TT	MT 21 Fr.	0341000	140/80 - 18 M/C 70R TT	MT 21	-	-
RS 500 R		500	2016				10 1745300	90/90 - 21 M/C 54R MST TT	Scorpion Rally Fr.	1688700	140/80 - 18 M/C 70R MST TT	Scorpion Rally	-	-
RS 500 R		500	2016				10 2322100	90/90 - 21 M/C 54M M+S TT	Scorpion PRO Fr.	2322300	140/80 - 18 M/C 70M M+S TT	Scorpion PRO	-	-
RS 500 R		500	2016				10 3745900	90/90 - 21 M/C 54R TT	MT 21 Fr.	0341000	140/80 - 18 M/C 70R TT	MT 21	-	-
RS 650 R	A1	650	2016				10 1745300	90/90 - 21 M/C 54R MST TT	Scorpion Rally Fr.	1688700	140/80 - 18 M/C 70R MST TT	Scorpion Rally	-	-
RS 650 R	A1	650	2016				10 2322100	90/90 - 21 M/C 54M M+S TT	Scorpion PRO Fr.	2322300	140/80 - 18 M/C 70M M+S TT	Scorpion PRO	-	-
RS 650 R	A1	650	2016				10 3745900	90/90 - 21 M/C 54R TT	MT 21 Fr.	0341000	140/80 - 18 M/C 70R TT	MT 21	-	-
Silver Vase 440		440	2016				10 1405200	100/90 - 19 M/C 57V TL	Sport Demon Fr.	1343200	130/80 - 17 M/C 65H TL	Sport Demon	-	-
Six Days MY 2019 -		450	2019				10 1405200	100/90 - 19 M/C 57V TL	Sport Demon Fr.	1343200	130/80 - 17 M/C 65H TL	Sport Demon	-	-
Six Days MY 2019 -		450	2019				10 0282200	100/90 - 19 M/C 57H TL	MT 60 Fr.	0284000	130/80 - 17 M/C 65H TL	MT 60	-	-
SM 125 R	B2	125	2016				2046800	110/70 - 17 M/C 54H TL	Sport Demon Fr.	2589600	140/70 - 17 M/C 66H TL	Sport Demon	2.00	2.20
SM 500 R		500	2016				10 2812600	120/70 ZR 17 M/C (58W) V3 TL	Diablo Supercorsa SP Fr.	3657200	150/60 ZR 17 M/C 66W V3 TL	Diablo Supercorsa SP	-	-
SM 500 R		500	2016				10 2919800	120/70 R 17 M/C 58H M+S TL	Scorpion Rally STR Fr.	2808200	150/60 R 17 M/C 66H M+S TL	Scorpion Rally STR	-	-
SM 500 R		500	2016				10 2635200	120/70 ZR 17 M/C (58W) TL	Diablo Rosso III Fr.	2635300	150/60 ZR 17 M/C 66W TL	Diablo Rosso III	-	-
SM 500 R		500	2016				10 2210400	120/70 R 17 M/C 58H TL	Diablo Rosso II Fr.	2210500	150/60 R 17 M/C 66H TL	Diablo Rosso II	-	-
SM 650 R		650	2016				10 2812600	120/70 ZR 17 M/C (58W) V3 TL	Diablo Supercorsa SP Fr.	3657200	150/60 ZR 17 M/C 66W V3 TL	Diablo Supercorsa SP	-	-
SM 650 R		650	2016				10 2919800	120/70 R 17 M/C 58H M+S TL	Scorpion Rally STR Fr.	2808200	150/60 R 17 M/C 66H M+S TL	Scorpion Rally STR	-	-



MODEL	TYPE	CC	MY From	MY To	Footnotes	FRONT			REAR			Pressure		
						IP-Code	Dimension	Tread	IP-Code	Dimension	Tread	Front	Rear	
SMM (continued)														
SM 650 R		650	2016			10	2635200	120/70 ZR 17 M/C (58W) TL	Diablo Rosso III Fr.	2635300	150/60 ZR 17 M/C 66W TL	Diablo Rosso III	-	-
SM 650 R		650	2016			10	2210400	120/70 R 17 M/C 58H TL	Diablo Rosso II Fr.	2210500	150/60 R 17 M/C 66H TL	Diablo Rosso II	-	-
Superdual MY 2016 -	A1	600	2016			10	2526500	110/80 R 19 M/C 59V TL	Scorpion Trail II Fr.	2527000	140/80 R 17 M/C 69V TL	Scorpion Trail II	2.50	2.90
Superdual MY 2016 -	A1	600	2016			10	2865100	110/80 R 19 M/C 59V M+S TL	Scorpion Rally STR Fr.	2865500	140/80 R 17 M/C 69V M+S TL	Scorpion Rally STR	2.50	2.90
Superdual T MY 2018 -		600	2018			10	2865100	110/80 R 19 M/C 59V M+S TL	Scorpion Rally STR Fr.	2865500	140/80 R 17 M/C 69V M+S TL	Scorpion Rally STR	2.50	2.90
Superdual T MY 2018 -		600	2018			10	2526500	110/80 R 19 M/C 59V TL	Scorpion Trail II Fr.	2527000	140/80 R 17 M/C 69V TL	Scorpion Trail II	2.50	2.90
Superdual X MY 2018 -	B4; B5	600	2018			10	1005200	90/90 - 21 M/C 54S TT	MT 90 Front A/T	1017100	140/80 - 18 M/C 70S TT	MT 90 A/T	2.50	2.90
SVM														
Allo 125		125					2769500	110/70 - 12 47P TL	Angel Scooter	2770900	120/70 - 12 58P reinf. TL	Angel Scooter	1.75	2.25
Allo 125		125					2925300	110/70 - 12 47P TL	Diablo Rosso Scooter	2925400	120/70 - 12 58P reinf. TL	Diablo Rosso Scooter	1.75	2.25
Allo 50		50					2769500	110/70 - 12 47P TL	Angel Scooter	2770900	120/70 - 12 58P reinf. TL	Angel Scooter	1.75	2.25
Allo 50		50					2925300	110/70 - 12 47P TL	Diablo Rosso Scooter	2925400	120/70 - 12 58P reinf. TL	Diablo Rosso Scooter	1.75	2.25
City Com 125	LH	125	2013				2770500	120/70 - 15 M/C 56S TL	Angel Scooter Fr.	2771700	140/70 - 14 M/C 68S reinf. TL	Angel Scooter	1.75	2.25
City Com 125	LH	125	2013				2770400	120/70 - 15 M/C 56P TL	Angel Scooter Fr.	2771600	140/70 - 14 M/C 68P reinf. TL	Angel Scooter	1.75	2.25
City Com 300i	LH	300	2013				2770700	110/70 - 16 M/C 52P TL	Angel Scooter	2772400	140/70 - 16 M/C 65P TL	Angel Scooter	1.75	2.25
City Com S 300i	LL	300	2015				2770700	110/70 - 16 M/C 52P TL	Angel Scooter	2772400	140/70 - 16 M/C 65P TL	Angel Scooter	1.75	2.25
Crox 125i	AE	125	2016			26	2770900	120/70 - 12 58P reinf. TL	Angel Scooter	2771000	130/70 - 12 62P reinf. TL	Angel Scooter	1.75	2.25
Crox 125i	AE	125	2016				2925400	120/70 - 12 58P reinf. TL	Diablo Rosso Scooter	2925500	130/70 - 12 62P reinf. TL	Diablo Rosso Scooter	1.75	2.25
Crox 50		50	2014				2769700	120/70 - 12 51P TL	Angel Scooter Fr.	2771000	130/70 - 12 62P reinf. TL	Angel Scooter	-	-
Crox 50		50	2014				2925400	120/70 - 12 58P reinf. TL	Diablo Rosso Scooter	2925500	130/70 - 12 62P reinf. TL	Diablo Rosso Scooter	-	-
Cruisym 300i ABS	LN	300	2017				2770300	120/70 - 14 M/C 58P TL	Angel Scooter Fr.	2771300	140/60 - 13 M/C 63P reinf. TL	Angel Scooter	2.00	2.50
DD 50	FT	50	2001				2903200	3.00 - 10 50J reinf. TL	Angel Scooter	2903200	3.00 - 10 50J reinf. TL	Angel Scooter	1.50	2.25
DD 50	FT	50	2001				0401900	3.00 - 10 42J	SC 30	0401900	3.00 - 10 42J	SC 30	1.50	2.25
Duke 125		125	1996			23	2903000	3.50 - 10 59J reinf. TL	Angel Scooter	2903000	3.50 - 10 59J reinf. TL	Angel Scooter	-	-
FANCY 50	F5	50	1996				2903200	3.00 - 10 50J reinf. TL	Angel Scooter	2903200	3.00 - 10 50J reinf. TL	Angel Scooter	1.75	2.00
FANCY 50	F5	50	1996				0401900	3.00 - 10 42J	SC 30	0401900	3.00 - 10 42J	SC 30	1.75	2.00
Fiddle II 125		125					2769500	110/70 - 12 47P TL	Angel Scooter	2770900	120/70 - 12 58P reinf. TL	Angel Scooter	1.75	2.25
Fiddle II 125		125					2925300	110/70 - 12 47P TL	Diablo Rosso Scooter	2925400	120/70 - 12 58P reinf. TL	Diablo Rosso Scooter	1.75	2.25
Fiddle II 50		50					2769500	110/70 - 12 47P TL	Angel Scooter	2770900	120/70 - 12 58P reinf. TL	Angel Scooter	1.75	2.25
Fiddle II 50		50					2925300	110/70 - 12 47P TL	Diablo Rosso Scooter	2925400	120/70 - 12 58P reinf. TL	Diablo Rosso Scooter	1.75	2.25
Fiddle III 125; i	XA	125	2015				2769500	110/70 - 12 47P TL	Angel Scooter	2770900	120/70 - 12 58P reinf. TL	Angel Scooter	1.75	2.25
Fiddle III 125; i	XA	125	2015				2925300	110/70 - 12 47P TL	Diablo Rosso Scooter	2925400	120/70 - 12 58P reinf. TL	Diablo Rosso Scooter	1.75	2.25
Fiddle III 200i ABS	XA20W	200	2016	2017			2769500	110/70 - 12 47P TL	Angel Scooter	2770900	120/70 - 12 58P reinf. TL	Angel Scooter	1.75	2.00
Fiddle III 200i ABS	XA20W	200	2016	2017			2925300	110/70 - 12 47P TL	Diablo Rosso Scooter	2925400	120/70 - 12 58P reinf. TL	Diablo Rosso Scooter	1.75	2.00
Fiddle III 50 (EU3)		50	2015				2769500	110/70 - 12 47P TL	Angel Scooter	2770900	120/70 - 12 58P reinf. TL	Angel Scooter	1.75	2.25
Fiddle III 50 (EU3)		50	2015				2925300	110/70 - 12 47P TL	Diablo Rosso Scooter	2925400	120/70 - 12 58P reinf. TL	Diablo Rosso Scooter	1.75	2.25
Free 50		50	1996				2903200	3.00 - 10 50J reinf. TL	Angel Scooter	2903200	3.00 - 10 50J reinf. TL	Angel Scooter	-	-
Free 50		50	1996				0401900	3.00 - 10 42J	SC 30	0401900	3.00 - 10 42J	SC 30	-	-
GTS 125; Joymax MY 2005 -	LM25; LM25W	125	2005				2770000	110/90 - 13 M/C 56P TL	Angel Scooter Fr.	2771000	130/70 - 12 62P reinf. TL	Angel Scooter	1.50	2.25
GTS 125i		125	2013				2770300	120/70 - 14 M/C 55P TL	Angel Scooter Fr.	2771300	140/60 - 13 M/C 63P reinf. TL	Angel Scooter	1.80	2.30
GTS 125i ABS	LN; A1	125	2016				2770300	120/70 - 14 M/C 55P TL	Angel Scooter Fr.	2771300	140/60 - 13 M/C 63P reinf. TL	Angel Scooter	2.00	2.50
GTS 200 Joymax		200					2770000	110/90 - 13 M/C 56P TL	Angel Scooter Fr.	2771000	130/70 - 12 62P reinf. TL	Angel Scooter	-	-
GTS 250 (i) Joymax		250					2770000	110/90 - 13 M/C 56P TL	Angel Scooter Fr.	2771000	130/70 - 13 M/C 63P reinf. TL	Angel Scooter	-	-
GTS 300i		300	2013				2770300	120/70 - 14 M/C 55P TL	Angel Scooter Fr.	2771300	140/60 - 13 M/C 63P reinf. TL	Angel Scooter	2.00	2.50
GTS 300i ABS	LN; A2	300	2016				2770300	120/70 - 14 M/C 55P TL	Angel Scooter Fr.	2771300	140/60 - 13 M/C 63P reinf. TL	Angel Scooter	2.00	2.50
HD 200 (i) (+Evo)		200					2770600	100/80 - 16 M/C 50P TL	Angel Scooter Fr.	2772000	120/80 - 16 M/C 60P TL	Angel Scooter	-	-
HD; 2 125 (+S Evo)		125					2770600	100/80 - 16 M/C 50P TL	Angel Scooter Fr.	2772000	120/80 - 16 M/C 60P TL	Angel Scooter	1.75	2.25
Jet / Euro X 50 / 100		50	1996				2769700	120/70 - 12 51P TL	Angel Scooter Fr.	2771000	130/70 - 12 62P reinf. TL	Angel Scooter	1.75	2.00



MODEL	TYPE	CC	MY From	MY To	Footnotes	FRONT			REAR			Pressure	
						IP-Code	Dimension	Tread	IP-Code	Dimension	Tread	Front	Rear
TSR 50		50	1997		23	2903000	3.50 - 10 59J reinf.TL	Angel Scooter	2903000	3.50 - 10 59J reinf.TL	Angel Scooter	-	-
TRIUMPH													
Adventurer MY 1999 -	T309RT	885	1999	2001		23	1772500	100/90 - 19 M/C 57H TL	Night Dragon Fr.	1772600	150/80 B 16 M/C 77H reinf.TL	Night Dragon	2.50
Adventurer MY 1999 -	T309RT	885	1999	2001		23	1772500	100/90 - 19 M/C 57H TL	Night Dragon Fr.	2592600	150/80 B 16 M/C 77H reinf.TL	Night Dragon GT	2.50
Adventurer MY 1999 -	T309RT	885	1999	2001		23	0801000	100/90 - 19 M/C 57H TL	MT 66 Fr.	0800500	150/80 - 16 M/C 71H TL	MT 66	2.50
America	986 MK	800	2002	2006			1404400	110/90 - 18 M/C 61V TL	Sport Demon Fr.	2592500	170/80 B 15 M/C 77H TL	Night Dragon GT	2.20
America	986 MK 2	865	2011				2211500	130/90 B 16 M/C 67H TL	Sport Demon Fr.	2592500	170/80 B 15 M/C 77H TL	Night Dragon GT	2.20
America	986 MK, 986 MK 2	865	2007				1404400	110/90 - 18 M/C 61V TL	Sport Demon Fr.	2592500	170/80 B 15 M/C 77H TL	Night Dragon GT	2.20
America LT	986 MK 2	865	2014				2211500	130/90 B 16 M/C 67H TL	Night Dragon Fr.	2592500	170/80 B 15 M/C 77H TL	Night Dragon GT	2.50
Bonneville T 100; Black MY 2017 -	DB 01	900	2017		23	2526600	100/90 - 18 M/C 56V TL	Scorpion Trail II Fr.	Scorpion Trail II Fr.	2527100	150/70 R 17 M/C 69V TL	Scorpion Trail II	2.20
Bonneville T 100; Black MY 2017 -	DB 01	900	2017		23	3131000	100/90 - 18 M/C 56H TL	Phantom Sportscomp Fr.	Phantom Sportscomp Fr.	2690200	150/70 R 17 M/C 69H TL	Phantom Sportscomp	2.20
Bonneville T100	908 MD	790	2001	2004			1405200	100/90 - 19 M/C 57V TL	Sport Demon Fr.	1343200	130/80 - 17 M/C 65H TL	Sport Demon	2.30
Bonneville T100	908 MD	790	2001	2004		10	2865300	100/90 - 19 M/C 57V M+S TL	Scorpion Rally STR Fr.	2865400	130/80 R 17 M/C 65V M+S TL	Scorpion Rally STR	2.30
Bonneville T100	908 MD	790	2001	2004			2526700	100/90 - 19 M/C 57V TL	Scorpion Trail II Fr.	2526900	130/80 R 17 M/C 65V TL	Scorpion Trail II	2.30
Bonneville T100; Steve Mc Queen-Edition	986 MF	865	2005	2015		10	2865300	100/90 - 19 M/C 57V M+S TL	Scorpion Rally STR Fr.	2865400	130/80 R 17 M/C 65V M+S TL	Scorpion Rally STR	2.30
Bonneville T100; Steve Mc Queen-Edition	986 MF	865	2005	2015			2526700	100/90 - 19 M/C 57V TL	Scorpion Trail II Fr.	2526900	130/80 R 17 M/C 65V TL	Scorpion Trail II	2.30
Bonneville T120; Black MY 2016 -	DU 01	1200	2016		23	2526600	100/90 - 18 M/C 56V TL	Scorpion Trail II Fr.	Scorpion Trail II Fr.	2527100	150/70 R 17 M/C 69V TL	Scorpion Trail II	2.20
Bonneville T120; Black MY 2016 -	DU 01	1200	2016		23	3131000	100/90 - 18 M/C 56H TL	Phantom Sportscomp Fr.	Phantom Sportscomp Fr.	2690200	150/70 R 17 M/C 69H TL	Phantom Sportscomp	2.20
Bonneville; SE	986 MF	865	2009	2015		10	2808100	110/70 R 17 M/C 54H M+S TL	Scorpion Rally STR Fr.	2865400	130/80 R 17 M/C 65V M+S TL	Scorpion Rally STR	2.30
Daytona 1000	T 300	1000	1993				2387600	120/70 ZR 17 M/C (58W) TL	Angel GT Fr.	2317900	160/60 ZR 18 M/C (70W) TL	Angel GT	2.50
Daytona 1200	T 300	1200	1993				2387600	120/70 ZR 17 M/C (58W) TL	Angel GT Fr.	2317900	160/60 ZR 18 M/C (70W) TL	Angel GT	2.50
Daytona 1200	T300D A355	1200	1994	1997		10	3111300	120/70 ZR 17 M/C (58W) TL	Angel GT II Fr.	3112000	180/55 ZR 17 M/C (73W) TL	Angel GT II	2.50
Daytona 1200	T300D A355	1200	1994	1997			2635200	120/70 ZR 17 M/C (58W) TL	Diablo Rosso III Fr.	2635500	180/55 ZR 17 M/C (73W) TL	Diablo Rosso III	2.50
Daytona 1200	T300D A355	1200	1994	1997			2387600	120/70 ZR 17 M/C (58W) TL	Angel GT Fr.	2321200	180/55 ZR 17 M/C (73W) TL	Angel GT A	2.50
Daytona 1200	T300D A355	1200	1994	1997		10	2906900	120/70 ZR 17 M/C (58W) TL	Diablo Rosso Corsa II Fr.	2907100	180/55 ZR 17 M/C (73W) TL	Diablo Rosso Corsa II	2.50
Daytona 1200	T300D A355	1200	1994	1997			1430700	120/70 ZR 17 M/C (58W) TL	Diablo Fr.	1430000	180/55 ZR 17 M/C (73W) TL	Diablo	2.50
Daytona 1200	T300D A355	1200	1994	1997			2291900	120/70 ZR 17 M/C (58W) TL	Diablo Rosso II K Fr.	2068500	180/55 ZR 17 M/C (73W) TL	Diablo Rosso II	2.50
Daytona 600	806 LW	600	2004	2004		10	2812600	120/70 ZR 17 M/C (58W) V3 TL	Diablo Supercorsa SP Fr.	3106800	180/55 ZR 17 M/C (73W) V3 TL	Diablo Supercorsa SP	2.40
Daytona 600	806 LW	600	2004	2004		10	3111300	120/70 ZR 17 M/C (58W) TL	Angel GT II Fr.	3112000	180/55 ZR 17 M/C (73W) TL	Angel GT II	2.40
Daytona 600	806 LW	600	2004	2004			2387600	120/70 ZR 17 M/C (58W) TL	Angel GT Fr.	2317600	180/55 ZR 17 M/C (73W) TL	Angel GT	2.40
Daytona 600	806 LW	600	2004	2004		10	2906900	120/70 ZR 17 M/C (58W) TL	Diablo Rosso Corsa II Fr.	2907100	180/55 ZR 17 M/C (73W) TL	Diablo Rosso Corsa II	2.40
Daytona 600	806 LW	600	2004	2004			2166900	120/70 ZR 17 M/C (58W) TL	Diablo Supercorsa SP Fr.	2244800	180/55 ZR 17 M/C (73W) TL	Diablo Supercorsa SP	2.40
Daytona 600	806 LW	600	2004	2004			2635200	120/70 ZR 17 M/C (58W) TL	Diablo Rosso III Fr.	2635500	180/55 ZR 17 M/C (73W) TL	Diablo Rosso III	2.40
Daytona 600	806 LW	600	2004	2004			1734600	120/70 ZR 17 M/C (58W) TL	Diablo Rosso Corsa Fr.	1927700	180/55 ZR 17 M/C (73W) TL	Diablo Rosso Corsa	2.40
Daytona 600	806 LW	600	2004	2004			2291900	120/70 ZR 17 M/C (58W) TL	Diablo Rosso II K Fr.	2068500	180/55 ZR 17 M/C (73W) TL	Diablo Rosso II	2.40
Daytona 650	865 LX	650	2005	2005		10	3111300	120/70 ZR 17 M/C (58W) TL	Angel GT II Fr.	3112000	180/55 ZR 17 M/C (73W) TL	Angel GT II	2.40
Daytona 650	865 LX	650	2005	2005		10	2812600	120/70 ZR 17 M/C (58W) V3 TL	Diablo Supercorsa SP Fr.	3106800	180/55 ZR 17 M/C (73W) V3 TL	Diablo Supercorsa SP	2.40
Daytona 650	865 LX	650	2005	2005			2166900	120/70 ZR 17 M/C (58W) TL	Diablo Supercorsa SP Fr.	2244800	180/55 ZR 17 M/C (73W) TL	Diablo Supercorsa SP	2.40
Daytona 650	865 LX	650	2005	2005			2387600	120/70 ZR 17 M/C (58W) TL	Angel GT Fr.	2317600	180/55 ZR 17 M/C (73W) TL	Angel GT	2.40
Daytona 650	865 LX	650	2005	2005		10	2906900	120/70 ZR 17 M/C (58W) TL	Diablo Rosso Corsa II Fr.	2907100	180/55 ZR 17 M/C (73W) TL	Diablo Rosso Corsa II	2.40
Daytona 650	865 LX	650	2005	2005			2635200	120/70 ZR 17 M/C (58W) TL	Diablo Rosso III Fr.	2635500	180/55 ZR 17 M/C (73W) TL	Diablo Rosso III	2.40
Daytona 650	865 LX	650	2005	2005			1734600	120/70 ZR 17 M/C (58W) TL	Diablo Rosso Corsa Fr.	1927700	180/55 ZR 17 M/C (73W) TL	Diablo Rosso Corsa	2.40
Daytona 650	865 LX	650	2005	2005			1868400	120/70 ZR 17 M/C (58W) TL	Angel ST Fr.	1868500	180/55 ZR 17 M/C (73W) TL	Angel ST	2.40
Daytona 650	865 LX	650	2005	2005			2291900	120/70 ZR 17 M/C (58W) TL	Diablo Rosso II K Fr.	2068500	180/55 ZR 17 M/C (73W) TL	Diablo Rosso II	2.40
Daytona 675; R	H 67	675	2013			10	2812600	120/70 ZR 17 M/C (58W) V3 TL	Diablo Supercorsa SP Fr.	3106800	180/55 ZR 17 M/C (73W) V3 TL	Diablo Supercorsa SP	2.40
Daytona 675; R	H 67	675	2013			10	3111300	120/70 ZR 17 M/C (58W) TL	Angel GT II Fr.	3112000	180/55 ZR 17 M/C (73W) TL	Angel GT II	2.40
Daytona 675; R	H 67	675	2013				2906900	120/70 ZR 17 M/C (58W) TL	Diablo Rosso Corsa II Fr.	2907100	180/55 ZR 17 M/C (73W) TL	Diablo Rosso Corsa II	2.40
Daytona 675; R	H 67	675	2013				2166900	120/70 ZR 17 M/C (58W) TL	Diablo Supercorsa SP Fr.	2244800	180/55 ZR 17 M/C (73W) TL	Diablo Supercorsa SP	2.40

TOMOS (continued)



MODEL	TYPE	CC	MY From	MY To	Footnotes	FRONT			REAR			Pressure		
						IP-Code	Dimension	Tread	IP-Code	Dimension	Tread	Front	Rear	
TRIUMPH (continued)														
Daytona 955i Centennial	595N	950	2002			2387600	120/70 ZR 17 M/C (58W) TL	Angel GT Fr.	2317700	190/50 ZR 17 M/C (73W) TL	Angel GT	2.50	2.90	
Daytona 955i Centennial	595N	950	2002			2166900	120/70 ZR 17 M/C (58W) TL	Diablo Supercorsa SP Fr.	2304300	190/50 ZR 17 M/C (73W) TL	Diablo Supercorsa SP	2.50	2.90	
Daytona 955i Centennial	595N	950	2002		10	2906900	120/70 ZR 17 M/C (58W) TL	Diablo Rosso Corsa II Fr.	2907300	190/50 ZR 17 M/C (73W) TL	Diablo Rosso Corsa II	2.50	2.90	
Daytona 955i Centennial	595N	950	2002			2635200	120/70 ZR 17 M/C (58W) TL	Diablo Rosso III Fr.	2635700	190/50 ZR 17 M/C (73W) TL	Diablo Rosso III	2.50	2.90	
Daytona 955i Centennial	595N	950	2002			1430700	120/70 ZR 17 M/C (58W) TL	Diablo Fr.	1429700	190/50 ZR 17 M/C (73W) TL	Diablo	2.50	2.90	
Daytona 955i Centennial	595N	950	2002			2291900	120/70 ZR 17 M/C (58W) TL	Diablo Rosso II K Fr.	2068600	190/50 ZR 17 M/C (73W) TL	Diablo Rosso II	2.50	2.90	
Daytona Super III	T300B Vers. 314	900	1994	1996		3111300	120/70 ZR 17 M/C (58W) TL	Angel GT II Fr.	3112000	180/55 ZR 17 M/C (73W) TL	Angel GT II	2.50	2.90	
Daytona Super III	T300B Vers. 314	900	1994	1996		2635200	120/70 ZR 17 M/C (58W) TL	Diablo Rosso III Fr.	2635500	180/55 ZR 17 M/C (73W) TL	Diablo Rosso III	2.50	2.90	
Daytona Super III	T300B Vers. 314	900	1994	1996		2906900	120/70 ZR 17 M/C (58W) TL	Diablo Rosso Corsa II Fr.	2907100	180/55 ZR 17 M/C (73W) TL	Diablo Rosso Corsa II	2.50	2.90	
Daytona Super III	T300B Vers. 314	900	1994	1996		2387600	120/70 ZR 17 M/C (58W) TL	Angel GT Fr.	2317600	180/55 ZR 17 M/C (73W) TL	Angel GT	2.50	2.90	
Daytona Super III	T300B Vers. 314	900	1994	1996		2291900	120/70 ZR 17 M/C (58W) TL	Diablo Rosso II K Fr.	2068500	180/55 ZR 17 M/C (73W) TL	Diablo Rosso II	2.50	2.90	
Daytona Super III	T300B Vers. 314	900	1994	1996		1888400	120/70 ZR 17 M/C (58W) TL	Angel ST Fr.	1868500	180/55 ZR 17 M/C (73W) TL	Angel ST	2.50	2.90	
Daytona T595; 955i	T595 A502; 503	950	1997	2001	10	2812600	120/70 ZR 17 M/C (58W) V3 TL	Diablo Supercorsa SP Fr.	3106800	180/55 ZR 17 M/C (73W) V3 TL	Diablo Supercorsa SP	2.50	2.90	
Daytona T595; 955i	T595 A502; 503	950	1997	2001	10	3111300	120/70 ZR 17 M/C (58W) TL	Angel GT II Fr.	3112000	180/55 ZR 17 M/C (73W) TL	Angel GT II	2.50	2.90	
Daytona T595; 955i	T595 A502; 503	950	1997	2001	10	3111300	120/70 ZR 17 M/C (58W) TL	Angel GT II Fr.	3112200	190/50 ZR 17 M/C (73W) TL	Angel GT II	2.50	2.90	
Daytona T595; 955i	T595 A502; 503	950	1997	2001	10	2812600	120/70 ZR 17 M/C (58W) V3 TL	Diablo Supercorsa SP Fr.	3310600	190/50 ZR 17 M/C (73W) V3 TL	Diablo Supercorsa SP	2.50	2.90	
Daytona T595; 955i	T595 A502; 503	950	1997	2001	10	2166900	120/70 ZR 17 M/C (58W) TL	Diablo Supercorsa SP Fr.	2304300	190/50 ZR 17 M/C (73W) TL	Diablo Supercorsa SP	2.50	2.90	
Daytona T595; 955i	T595 A502; 503	950	1997	2001	10	2906900	120/70 ZR 17 M/C (58W) TL	Diablo Rosso Corsa II Fr.	2907300	190/50 ZR 17 M/C (73W) TL	Diablo Rosso Corsa II	2.50	2.90	
Daytona T595; 955i	T595 A502; 503	950	1997	2001	10	2387600	120/70 ZR 17 M/C (58W) TL	Angel GT Fr.	2317600	180/55 ZR 17 M/C (73W) TL	Angel GT	2.50	2.90	
Daytona T595; 955i	T595 A502; 503	950	1997	2001	10	2387600	120/70 ZR 17 M/C (58W) TL	Angel GT Fr.	2317700	190/50 ZR 17 M/C (73W) TL	Angel GT	2.50	2.90	
Daytona T595; 955i	T595 A502; 503	950	1997	2001	10	2166900	120/70 ZR 17 M/C (58W) TL	Diablo Supercorsa SP Fr.	2244800	180/55 ZR 17 M/C (73W) TL	Diablo Supercorsa SP	2.50	2.90	
Daytona T595; 955i	T595 A502; 503	950	1997	2001	10	2906900	120/70 ZR 17 M/C (58W) TL	Diablo Rosso Corsa II Fr.	2907100	180/55 ZR 17 M/C (73W) TL	Diablo Rosso Corsa II	2.50	2.90	
Daytona T595; 955i	T595 A502; 503	950	1997	2001	10	2906900	120/70 ZR 17 M/C (58W) TL	Diablo Rosso III Fr.	2635500	190/50 ZR 17 M/C (73W) TL	Diablo Rosso III	2.50	2.90	
Daytona T595; 955i	T595 A502; 503	950	1997	2001	10	2635200	120/70 ZR 17 M/C (58W) TL	Diablo Rosso III Fr.	2635700	190/50 ZR 17 M/C (73W) TL	Diablo Rosso III	2.50	2.90	
Daytona T595; 955i	T595 A502; 503	950	1997	2001	10	1734600	120/70 ZR 17 M/C (58W) TL	Diablo Rosso Corsa Fr.	1927700	180/55 ZR 17 M/C (73W) TL	Diablo Rosso Corsa	2.50	2.90	
Daytona T595; 955i	T595 A502; 503	950	1997	2001	10	1868400	120/70 ZR 17 M/C (58W) TL	Angel ST Fr.	1868500	180/55 ZR 17 M/C (73W) TL	Angel ST	2.50	2.90	
Daytona T595; 955i	T595 A502; 503	950	1997	2001	10	2291900	120/70 ZR 17 M/C (58W) TL	Diablo Rosso II K Fr.	2068600	190/50 ZR 17 M/C (73W) TL	Diablo Rosso II	2.50	2.90	
Daytona T595; 955i	T595 A502; 503	950	1997	2001	10	2291900	120/70 ZR 17 M/C (58W) TL	Diablo Rosso II K Fr.	2068500	180/55 ZR 17 M/C (73W) TL	Diablo Rosso II	2.50	2.90	
Daytona T595; 955i	T595 A502; 503	950	1997	2001	10	1430700	120/70 ZR 17 M/C (58W) TL	Diablo Fr.	1429700	190/50 ZR 17 M/C (73W) TL	Diablo	2.50	2.90	
Legend TT	T309RT A 396+381a/b	900	1999	2001	10	2906900	120/70 ZR 17 M/C (58W) TL	Diablo Rosso Corsa II Fr.	2907000	160/60 ZR 17 M/C (69W) TL	Diablo Rosso Corsa II	2.50	2.90	
Legend TT	T309RT A 396+381a/b	900	1999	2001	10	2387600	120/70 ZR 17 M/C (58W) TL	Angel GT Fr.	2317400	160/60 ZR 17 M/C (69W) TL	Angel GT	2.50	2.90	
Legend TT	T309RT A 396+381a/b	900	1999	2001	10	3111300	120/70 ZR 17 M/C (58W) TL	Angel GT II Fr.	3111700	160/60 ZR 17 M/C (69W) TL	Angel GT II	2.50	2.90	
Legend TT	T309RT A 396+381a/b	900	1999	2001	10	2635200	120/70 ZR 17 M/C (58W) TL	Diablo Rosso III Fr.	2635400	160/60 ZR 17 M/C (69W) TL	Diablo Rosso III	2.50	2.90	
Legend TT	T309RT A 396+381a/b	900	1999	2001	10	2291900	120/70 ZR 17 M/C (58W) TL	Diablo Rosso II K Fr.	2070200	160/60 ZR 17 M/C (69W) TL	Diablo Rosso II	2.50	2.90	
Legend TT	T309RT A 396+381a/b	900	1999	2001	10	1868400	120/70 ZR 17 M/C (58W) TL	Angel ST Fr.	1868800	160/60 ZR 17 M/C (69W) TL	Angel ST	2.50	2.90	
Scrambler	986 MG; 986 MG2	865	2006	2006	10	2865300	100/90 - 19 M/C 57V M+S TL	Scorpion Rally STR Fr.	2865400	130/80 R 17 M/C 65V M+S TL	Scorpion Rally STR	2.10	2.30	
Scrambler	986 MG; 986 MG2	865	2006	2006	23	2526700	100/90 - 19 M/C 57V TL	Scorpion Trail II Fr.	2526900	130/80 R 17 M/C 65V TL	Scorpion Trail II	2.10	2.30	
Scrambler	986 MG; 986 MG2	865	2006	2006	23	0282200	100/90 - 19 M/C 57H TL	MT 60 Fr.	0284000	130/80 - 17 M/C 65H TL	MT 60	2.10	2.30	
Scrambler 1200 XC MY 2019 -	T595 A502; 503	1200	2019	2019	10	2526800	90/90 - 21 M/C 54V TL	Scorpion Trail II Fr.	2527100	150/70 R 17 M/C 69V TL	Scorpion Trail II	-	-	
Scrambler 1200 XC MY 2019 -	T595 A502; 503	1200	2019	2019	10	2803400	90/90 - 21 M/C 54V M+S TL	Scorpion Rally STR Fr.	2865200	150/70 R 17 M/C 69V M+S TL	Scorpion Rally STR	-	-	
Scrambler 1200 XE MY 2019 -	T595 A502; 503	1200	2019	2019	10	2803400	90/90 - 21 M/C 54V M+S TL	Scorpion Rally STR Fr.	2865200	150/70 R 17 M/C 69V M+S TL	Scorpion Rally STR	-	-	
Scrambler 1200 XE MY 2019 -	T595 A502; 503	1200	2019	2019	10	2526800	90/90 - 21 M/C 54V TL	Scorpion Trail II Fr.	2527100	150/70 R 17 M/C 69V TL	Scorpion Trail II	-	-	
Speed Four	806 LB	600	2002	2005	10	2812600	120/70 ZR 17 M/C (58W) V3 TL	Diablo Supercorsa SP Fr.	3106800	180/55 ZR 17 M/C (73W) V3 TL	Diablo Supercorsa SP	2.40	2.70	
Speed Four	806 LB	600	2002	2005	10	3111300	120/70 ZR 17 M/C (58W) TL	Angel GT II Fr.	3112000	180/55 ZR 17 M/C (73W) TL	Angel GT II	2.40	2.70	
Speed Four	806 LB	600	2002	2005	10	2166900	120/70 ZR 17 M/C (58W) TL	Diablo Supercorsa SP Fr.	2244800	180/55 ZR 17 M/C (73W) TL	Diablo Supercorsa SP	2.40	2.70	
Speed Four	806 LB	600	2002	2005	10	2906900	120/70 ZR 17 M/C (58W) TL	Diablo Supercorsa SP Fr.	2907100	180/55 ZR 17 M/C (73W) TL	Diablo Supercorsa SP	2.40	2.70	
Speed Four	806 LB	600	2002	2005	10	2387600	120/70 ZR 17 M/C (58W) TL	Angel GT Fr.	2317600	180/55 ZR 17 M/C (73W) TL	Angel GT	2.40	2.70	
Speed Four	806 LB	600	2002	2005	10	2635200	120/70 ZR 17 M/C (58W) TL	Diablo Rosso III Fr.	2635500	180/55 ZR 17 M/C (73W) TL	Diablo Rosso III	2.40	2.70	

FITMENT MOTORCYCLE / 220

Footnotes see last page



MODEL	TYPE	CC	MY From	MY To	Footnotes	FRONT			REAR			Pressure	
						IP-Code	Dimension	Tread	IP-Code	Dimension	Tread	Front	Rear
Speed Triple; 595 RP	T509 A509; 508	955	1998		10	3111300	120/70 ZR 17 M/C (58W) TL	Angel GT II Fr.	3112200	190/50 ZR 17 M/C (73W) TL	Angel GT II	2.50	2.90
Speed Triple; 595 RP	T509 A509; 508	955	1998			2166900	120/70 ZR 17 M/C (58W) TL	Diablo Supercorsa SP Fr.	2304300	190/50 ZR 17 M/C (73W) TL	Diablo Supercorsa SP	2.50	2.90
Speed Triple; 595 RP	T509 A509; 508	955	1998			2387600	120/70 ZR 17 M/C (58W) TL	Angel GT Fr.	2317600	180/55 ZR 17 M/C (73W) TL	Angel GT	2.50	2.90
Speed Triple; 595 RP	T509 A509; 508	955	1998			2387600	120/70 ZR 17 M/C (58W) TL	Angel GT Fr.	2317700	190/50 ZR 17 M/C (73W) TL	Angel GT	2.50	2.90
Speed Triple; 595 RP	T509 A509; 508	955	1998			2906900	120/70 ZR 17 M/C (58W) TL	Diablo Rosso Corsa II Fr.	2907300	190/50 ZR 17 M/C (73W) TL	Diablo Rosso Corsa II	2.50	2.90
Speed Triple; 595 RP	T509 A509; 508	955	1998		10	2906900	120/70 ZR 17 M/C (58W) TL	Diablo Rosso Corsa II Fr.	2907100	180/55 ZR 17 M/C (73W) TL	Diablo Rosso Corsa II	2.50	2.90
Speed Triple; 595 RP	T509 A509; 508	955	1998			2635200	120/70 ZR 17 M/C (58W) TL	Diablo Rosso III Fr.	2635500	180/55 ZR 17 M/C (73W) TL	Diablo Rosso III	2.50	2.90
Speed Triple; 595 RP	T509 A509; 508	955	1998			1734600	120/70 ZR 17 M/C (58W) TL	Diablo Rosso Corsa Fr.	1927700	180/55 ZR 17 M/C (73W) TL	Diablo Rosso Corsa	2.50	2.90
Speed Triple; 595 RP	T509 A509; 508	955	1998		10	2812600	120/70 ZR 17 M/C (58W) V3 TL	Diablo Supercorsa SP Fr.	3106800	180/55 ZR 17 M/C (73W) V3 TL	Diablo Supercorsa SP	2.50	2.90
Speed Triple; 595 RP	T509 A509; 508	955	1998			1868400	120/70 ZR 17 M/C (58W) TL	Angel ST Fr.	1868500	180/55 ZR 17 M/C (73W) TL	Angel ST	2.50	2.90
Speed Triple; 595 RP	T509 A509; 508	955	1998			2291900	120/70 ZR 17 M/C (58W) TL	Diablo Rosso II K Fr.	2068500	180/55 ZR 17 M/C (73W) TL	Diablo Rosso II	2.50	2.90
Speed Triple; 595 RP	T509 A509; 508	955	1998			2291900	120/70 ZR 17 M/C (58W) TL	Diablo Rosso II K Fr.	2068600	190/50 ZR 17 M/C (73W) TL	Diablo Rosso II	2.50	2.90
Speed Triple; 595 RP	T509 A509; 508	955	1998			1430700	120/70 ZR 17 M/C (58W) TL	Diablo Fr.	1429700	190/50 ZR 17 M/C (73W) TL	Diablo	2.50	2.90
Speed Triple; ABS	515 NV	1050	2011		10	3111300	120/70 ZR 17 M/C (58W) TL	Angel GT II Fr.	3112400	190/55 ZR 17 M/C (75W) TL	Angel GT II	2.40	2.90
Speed Triple; ABS	515 NV	1050	2011			2166900	120/70 ZR 17 M/C (58W) TL	Diablo Supercorsa SP Fr.	2304500	190/55 ZR 17 M/C (75W) TL	Diablo Supercorsa SP	2.40	2.90
Speed Triple; ABS	515 NV	1050	2011			2906900	120/70 ZR 17 M/C (58W) TL	Diablo Rosso Corsa II Fr.	2907400	190/55 ZR 17 M/C (75W) TL	Diablo Rosso Corsa II	2.40	2.90
Speed Triple; ABS	515 NV	1050	2011			2387600	120/70 ZR 17 M/C (58W) TL	Angel GT Fr.	2317800	190/55 ZR 17 M/C (75W) TL	Angel GT	2.40	2.90
Speed Triple; ABS	515 NV	1050	2011		10	2812600	120/70 ZR 17 M/C (58W) V3 TL	Diablo Supercorsa SP Fr.	3115100	190/55 ZR 17 M/C (75W) V3 TL	Diablo Supercorsa SP	2.40	2.90
Speed Triple; ABS	515 NV	1050	2011			2635200	120/70 ZR 17 M/C (58W) TL	Diablo Rosso III Fr.	2635800	190/55 ZR 17 M/C (75W) TL	Diablo Rosso III	2.40	2.90
Speed Triple; ABS	515 NV	1050	2011			2291900	120/70 ZR 17 M/C (58W) TL	Diablo Rosso II K Fr.	2068700	190/55 ZR 17 M/C (75W) TL	Diablo Rosso II	2.40	2.90
Speedmaster	908 ML	800	2003	2004		1404200	110/80 - 18 M/C 58V TL	Sport Demon Fr.	2592500	170/80 B 15 M/C 77H TL	Night Dragon GT	2.10	2.50
Speedmaster	908 ML	800	2003	2004		1404200	110/80 - 18 M/C 58V TL	Sport Demon Fr.	0760900	170/80 - 15 M/C 77H TL	MT 66	2.10	2.50
Speedmaster	986 ML2	865	2011			1772500	100/90 - 19 M/C 57H TL	Sport Dragon Fr.	2592500	170/80 B 15 M/C 77H TL	Night Dragon GT	2.50	2.90
Speedmaster MY 2005 - 2010	908 ML; 986 ML2	865	2005	2010		1404200	110/80 - 18 M/C 58V TL	Sport Dragon Fr.	2592500	170/80 B 15 M/C 77H TL	Night Dragon GT	2.10	2.50
Speedmaster MY 2005 - 2010	908 ML; 986 ML2	865	2005	2010		1404200	110/80 - 18 M/C 58V TL	Sport Demon Fr.	0760900	170/80 - 15 M/C 77H TL	MT 66	2.10	2.50
Sprint 900	T300A 362,372	900	1995	1997		3111300	120/70 ZR 17 M/C (58W) TL	Angel GT II Fr.	3111900	170/60 ZR 17 M/C (72W) TL	Angel GT II	2.50	2.90
Sprint 900	T300A 362,372	900	1995	1997		2387600	120/70 ZR 17 M/C (58W) TL	Angel GT Fr.	2317500	170/60 ZR 17 M/C (72W) TL	Angel GT	2.50	2.90
Sprint 900	T300A 362,372	900	1995	1997		2291900	120/70 ZR 17 M/C (58W) TL	Diablo Rosso II K Fr.	2070300	170/60 ZR 17 M/C (72W) TL	Diablo Rosso II	2.50	2.90
Sprint Executive	T300A A364,379	900	1998	1998		3111300	120/70 ZR 17 M/C (58W) TL	Angel GT II Fr.	3111900	170/60 ZR 17 M/C (72W) TL	Angel GT II	2.50	2.90
Sprint Executive	T300A A364,379	900	1998	1998		2387600	120/70 ZR 17 M/C (58W) TL	Angel GT Fr.	2317500	170/60 ZR 17 M/C (72W) TL	Angel GT	2.50	2.90
Sprint Executive	T300A A364,379	900	1998	1998		2291900	120/70 ZR 17 M/C (58W) TL	Diablo Rosso II K Fr.	2070300	170/60 ZR 17 M/C (72W) TL	Diablo Rosso II	2.50	2.90
Sprint GT ABS	215 ND	1050	2011			3111300	120/70 ZR 17 M/C (58W) TL	Angel GT II Fr.	3112000	180/55 ZR 17 M/C (73W) TL	Angel GT II	2.50	2.90
Sprint GT ABS	215 ND	1050	2011			2387600	120/70 ZR 17 M/C (58W) TL	Angel GT Fr.	2321200	180/55 ZR 17 M/C (73W) TL	Angel GT A	2.50	2.90
Sprint RS	T 695 Vers. 615	955	2000	2002		3111300	120/70 ZR 17 M/C (58W) TL	Angel GT II Fr.	3112000	180/55 ZR 17 M/C (73W) TL	Angel GT II	2.50	2.90
Sprint RS	T 695 Vers. 615	955	2000	2002		2812600	120/70 ZR 17 M/C (58W) V3 TL	Diablo Supercorsa SP Fr.	3106800	180/55 ZR 17 M/C (73W) V3 TL	Diablo Supercorsa SP	2.50	2.90
Sprint RS	T 695 Vers. 615	955	2000	2002		2387600	120/70 ZR 17 M/C (58W) TL	Angel GT Fr.	2317600	180/55 ZR 17 M/C (73W) TL	Angel GT	2.50	2.90
Sprint RS	T 695 Vers. 615	955	2000	2002		2166900	120/70 ZR 17 M/C (58W) TL	Diablo Supercorsa SP Fr.	2244800	180/55 ZR 17 M/C (73W) TL	Diablo Supercorsa SP	2.50	2.90
Sprint RS	T 695 Vers. 615	955	2000	2002		2906900	120/70 ZR 17 M/C (58W) TL	Diablo Rosso Corsa II Fr.	2907100	180/55 ZR 17 M/C (73W) TL	Diablo Rosso Corsa II	2.50	2.90
Sprint RS	T 695 Vers. 615	955	2000	2002		2635200	120/70 ZR 17 M/C (58W) TL	Diablo Rosso III Fr.	2635500	180/55 ZR 17 M/C (73W) TL	Diablo Rosso III	2.50	2.90
Sprint RS	T 695 Vers. 615	955	2000	2002		1734600	120/70 ZR 17 M/C (58W) TL	Diablo Rosso Corsa Fr.	1927700	180/55 ZR 17 M/C (73W) TL	Diablo Rosso Corsa	2.50	2.90
Sprint RS	T 695 Vers. 615	955	2000	2002		1868400	120/70 ZR 17 M/C (58W) TL	Angel ST Fr.	1868500	180/55 ZR 17 M/C (73W) TL	Angel ST	2.50	2.90
Sprint RS	T 695 Vers. 615	955	2000	2002		2291900	120/70 ZR 17 M/C (58W) TL	Diablo Rosso II K Fr.	2068500	180/55 ZR 17 M/C (73W) TL	Diablo Rosso II	2.50	2.90
Sprint RS	T 695 Vers. 615	955	2000	2002		1430700	120/70 ZR 17 M/C (58W) TL	Diablo Fr.	1430000	180/55 ZR 17 M/C (73W) TL	Diablo	2.50	2.90
Sprint RS (one sided swinging arm)	695 AC	955	2003			3111300	120/70 ZR 17 M/C (58W) TL	Angel GT II Fr.	3112000	180/55 ZR 17 M/C (73W) TL	Angel GT II	2.50	2.90
Sprint RS (one sided swinging arm)	695 AC	955	2003			2812600	120/70 ZR 17 M/C (58W) V3 TL	Diablo Supercorsa SP Fr.	3106800	180/55 ZR 17 M/C (73W) V3 TL	Diablo Supercorsa SP	2.50	2.90
Sprint RS (one sided swinging arm)	695 AC	955	2003			2166900	120/70 ZR 17 M/C (58W) TL	Diablo Supercorsa SP Fr.	2244800	180/55 ZR 17 M/C (73W) TL	Diablo Supercorsa SP	2.50	2.90
Sprint RS (one sided swinging arm)	695 AC	955	2003			2906900	120/70 ZR 17 M/C (58W) TL	Diablo Rosso Corsa II Fr.	2907100	180/55 ZR 17 M/C (73W) TL	Diablo Rosso Corsa II	2.50	2.90

TRUMPH (continued)

TRIUMPH (continued)

Sprint RS (one sided swinging arm)	695 AC	955	2003					2387600	120/70 ZR 17 M/C (58W) TL	Angel GT Fr.	2317600	180/55 ZR 17 M/C (73W) TL	Angel GT	2.50	2.90
Sprint RS (one sided swinging arm)	695 AC	955	2003					2635200	120/70 ZR 17 M/C (58W) TL	Diablo Rosso III Fr.	2635500	180/55 ZR 17 M/C (73W) TL	Diablo Rosso III	2.50	2.90
Sprint RS (one sided swinging arm)	695 AC	955	2003					1734600	120/70 ZR 17 M/C (58W) TL	Diablo Rosso Corsa Fr.	1927700	180/55 ZR 17 M/C (73W) TL	Diablo Rosso Corsa	2.50	2.90
Sprint RS (one sided swinging arm)	695 AC	955	2003					2291900	120/70 ZR 17 M/C (58W) TL	Diablo Rosso II K Fr.	2068500	180/55 ZR 17 M/C (73W) TL	Diablo Rosso II	2.50	2.90
Sprint RS (one sided swinging arm)	695 AC	955	2003					1868400	120/70 ZR 17 M/C (58W) TL	Angel ST Fr.	1868500	180/55 ZR 17 M/C (73W) TL	Angel ST	2.50	2.90
Sprint RS (one sided swinging arm)	695 AC	955	2003					1430700	120/70 ZR 17 M/C (58W) TL	Diablo Fr.	1430000	180/55 ZR 17 M/C (73W) TL	Diablo	2.50	2.90
Sprint RS (two sided swinging arm) MY'02	695 AC	955	2002				10	2812600	120/70 ZR 17 M/C (58W) V3 TL	Diablo Supercorsa SP Fr.	3106800	180/55 ZR 17 M/C (73W) V3 TL	Diablo Supercorsa SP	2.50	2.90
Sprint RS (two sided swinging arm) MY'02	695 AC	955	2002				10	3111300	120/70 ZR 17 M/C (58W) TL	Angel GT II Fr.	3112000	180/55 ZR 17 M/C (73W) TL	Angel GT II	2.50	2.90
Sprint RS (two sided swinging arm) MY'02	695 AC	955	2002					2387600	120/70 ZR 17 M/C (58W) TL	Angel GT Fr.	2317600	180/55 ZR 17 M/C (73W) TL	Angel GT	2.50	2.90
Sprint RS (two sided swinging arm) MY'02	695 AC	955	2002				10	2906900	120/70 ZR 17 M/C (58W) TL	Diablo Rosso Corsa II Fr.	2907100	180/55 ZR 17 M/C (73W) TL	Diablo Rosso Corsa II	2.50	2.90
Sprint RS (two sided swinging arm) MY'02	695 AC	955	2002					2166900	120/70 ZR 17 M/C (58W) TL	Diablo Supercorsa SP Fr.	2244800	180/55 ZR 17 M/C (73W) TL	Diablo Supercorsa SP	2.50	2.90
Sprint RS (two sided swinging arm) MY'02	695 AC	955	2002					2635200	120/70 ZR 17 M/C (58W) TL	Diablo Rosso III Fr.	2635500	180/55 ZR 17 M/C (73W) TL	Diablo Rosso III	2.50	2.90
Sprint RS (two sided swinging arm) MY'02	695 AC	955	2002					1734600	120/70 ZR 17 M/C (58W) TL	Diablo Rosso Corsa Fr.	1927700	180/55 ZR 17 M/C (73W) TL	Diablo Rosso Corsa	2.50	2.90
Sprint RS (two sided swinging arm) MY'02	695 AC	955	2002					2291900	120/70 ZR 17 M/C (58W) TL	Diablo Rosso II K Fr.	2068500	180/55 ZR 17 M/C (73W) TL	Diablo Rosso II	2.50	2.90
Sprint RS (two sided swinging arm) MY'02	695 AC	955	2002					1868400	120/70 ZR 17 M/C (58W) TL	Angel ST Fr.	1868500	180/55 ZR 17 M/C (73W) TL	Angel ST	2.50	2.90
Sprint RS (two sided swinging arm) MY'02	695 AC	955	2002					1430700	120/70 ZR 17 M/C (58W) TL	Diablo Fr.	1430000	180/55 ZR 17 M/C (73W) TL	Diablo	2.50	2.90
Sprint Sport	T300A A.365.380	900	1997	1998			10	3111300	120/70 ZR 17 M/C (58W) TL	Angel GT II Fr.	3111900	170/60 ZR 17 M/C (72W) TL	Angel GT II	2.50	2.90
Sprint Sport	T300A A.365.380	900	1997	1998				2387600	120/70 ZR 17 M/C (58W) TL	Angel GT Fr.	2317500	170/60 ZR 17 M/C (72W) TL	Angel GT	2.50	2.90
Sprint Sport	T300A A.365.380	900	1997	1998				2291900	120/70 ZR 17 M/C (58W) TL	Diablo Rosso II K Fr.	2070300	170/60 ZR 17 M/C (72W) TL	Diablo Rosso II	2.50	2.90
Sprint ST MY 1999 -	T 695 Vers. 610	900	1999	2001			10	3111300	120/70 ZR 17 M/C (58W) TL	Angel GT II Fr.	3112000	180/55 ZR 17 M/C (73W) TL	Angel GT II	2.50	2.90
Sprint ST MY 1999 -	T 695 Vers. 610	900	1999	2001			10	2812600	120/70 ZR 17 M/C (58W) V3 TL	Diablo Supercorsa SP Fr.	3106800	180/55 ZR 17 M/C (73W) V3 TL	Diablo Supercorsa SP	2.50	2.90
Sprint ST MY 1999 -	T 695 Vers. 610	900	1999	2001				2166900	120/70 ZR 17 M/C (58W) TL	Diablo Supercorsa SP Fr.	2244800	180/55 ZR 17 M/C (73W) TL	Diablo Supercorsa SP	2.50	2.90
Sprint ST MY 1999 -	T 695 Vers. 610	900	1999	2001				2387600	120/70 ZR 17 M/C (58W) TL	Angel GT Fr.	2317600	180/55 ZR 17 M/C (73W) TL	Angel GT	2.50	2.90
Sprint ST MY 1999 -	T 695 Vers. 610	900	1999	2001			10	2906900	120/70 ZR 17 M/C (58W) TL	Diablo Rosso Corsa II Fr.	2907100	180/55 ZR 17 M/C (73W) TL	Diablo Rosso Corsa II	2.50	2.90
Sprint ST MY 1999 -	T 695 Vers. 610	900	1999	2001				2635200	120/70 ZR 17 M/C (58W) TL	Diablo Rosso III Fr.	2635500	180/55 ZR 17 M/C (73W) TL	Diablo Rosso III	2.50	2.90
Sprint ST MY 1999 -	T 695 Vers. 610	900	1999	2001				1868400	120/70 ZR 17 M/C (58W) TL	Angel ST Fr.	1868500	180/55 ZR 17 M/C (73W) TL	Angel ST	2.50	2.90
Sprint ST MY 1999 -	T 695 Vers. 610	900	1999	2001				1430700	120/70 ZR 17 M/C (58W) TL	Diablo Fr.	1430000	180/55 ZR 17 M/C (73W) TL	Diablo	2.50	2.90
Sprint ST MY 1999 -	T 695 Vers. 610	900	1999	2001				2291900	120/70 ZR 17 M/C (58W) TL	Diablo Rosso II K Fr.	2068500	180/55 ZR 17 M/C (73W) TL	Diablo Rosso II	2.50	2.90
Sprint ST MY 2002 - 2004	695 AB	955	2002	2004			10	2812600	120/70 ZR 17 M/C (58W) V3 TL	Diablo Supercorsa SP Fr.	3106800	180/55 ZR 17 M/C (73W) V3 TL	Diablo Supercorsa SP	2.50	2.90
Sprint ST MY 2002 - 2004	695 AB	955	2002	2004			10	3111300	120/70 ZR 17 M/C (58W) TL	Angel GT II Fr.	3112000	180/55 ZR 17 M/C (73W) TL	Angel GT II	2.50	2.90
Sprint ST MY 2002 - 2004	695 AB	955	2002	2004				2166900	120/70 ZR 17 M/C (58W) TL	Diablo Supercorsa SP Fr.	2244800	180/55 ZR 17 M/C (73W) TL	Diablo Supercorsa SP	2.50	2.90
Sprint ST MY 2002 - 2004	695 AB	955	2002	2004				2387600	120/70 ZR 17 M/C (58W) TL	Angel GT Fr.	2317600	180/55 ZR 17 M/C (73W) TL	Angel GT	2.50	2.90
Sprint ST MY 2002 - 2004	695 AB	955	2002	2004			10	2906900	120/70 ZR 17 M/C (58W) TL	Diablo Rosso Corsa II Fr.	2907100	180/55 ZR 17 M/C (73W) TL	Diablo Rosso Corsa II	2.50	2.90
Sprint ST MY 2002 - 2004	695 AB	955	2002	2004				2635200	120/70 ZR 17 M/C (58W) TL	Diablo Rosso III Fr.	2635500	180/55 ZR 17 M/C (73W) TL	Diablo Rosso III	2.50	2.90
Sprint ST MY 2002 - 2004	695 AB	955	2002	2004				1430700	120/70 ZR 17 M/C (58W) TL	Diablo Fr.	1430000	180/55 ZR 17 M/C (73W) TL	Diablo	2.50	2.90
Sprint ST MY 2002 - 2004	695 AB	955	2002	2004				1868400	120/70 ZR 17 M/C (58W) TL	Angel ST Fr.	1868500	180/55 ZR 17 M/C (73W) TL	Angel ST	2.50	2.90
Sprint ST MY 2002 - 2004	695 AB	955	2002	2004				2291900	120/70 ZR 17 M/C (58W) TL	Diablo Rosso II K Fr.	2068500	180/55 ZR 17 M/C (73W) TL	Diablo Rosso II	2.50	2.90
Sprint ST MY 2002 - 2004	215 NA	1000	2005				10	2812600	120/70 ZR 17 M/C (58W) V3 TL	Diablo Supercorsa SP Fr.	3106800	180/55 ZR 17 M/C (73W) V3 TL	Diablo Supercorsa SP	2.50	2.90
Sprint ST MY 2002 - 2004	215 NA	1000	2005				10	3111300	120/70 ZR 17 M/C (58W) TL	Angel GT II Fr.	3112000	180/55 ZR 17 M/C (73W) TL	Angel GT II	2.50	2.90
Sprint ST MY 2002 - 2004	215 NA	1000	2005					2166900	120/70 ZR 17 M/C (58W) TL	Diablo Supercorsa SP Fr.	2244800	180/55 ZR 17 M/C (73W) TL	Diablo Supercorsa SP	2.50	2.90
Sprint ST MY 2002 - 2004	215 NA	1000	2005				10	2906900	120/70 ZR 17 M/C (58W) TL	Diablo Rosso Corsa II Fr.	2907100	180/55 ZR 17 M/C (73W) TL	Diablo Rosso Corsa II	2.50	2.90
Sprint ST MY 2002 - 2004	215 NA	1000	2005					2387600	120/70 ZR 17 M/C (58W) TL	Angel GT Fr.	2321200	180/55 ZR 17 M/C (73W) TL	Angel GT A	2.50	2.90
Sprint ST MY 2002 - 2004	215 NA	1000	2005					2635200	120/70 ZR 17 M/C (58W) TL	Diablo Rosso III Fr.	2635500	180/55 ZR 17 M/C (73W) TL	Diablo Rosso III	2.50	2.90
Sprint ST MY 2002 - 2004	215 NA	1000	2005					1430700	120/70 ZR 17 M/C (58W) TL	Diablo Fr.	1430000	180/55 ZR 17 M/C (73W) TL	Diablo	2.50	2.90
Sprint ST MY 2002 - 2004	215 NA	1000	2005					2291900	120/70 ZR 17 M/C (58W) TL	Diablo Rosso II K Fr.	2068500	180/55 ZR 17 M/C (73W) TL	Diablo Rosso II	2.50	2.90
Street Cup MY 2017 -	DZ 01	900	2017					2526600	100/90 - 18 M/C 56V TL	Scorpion Trail II Fr.	2527100	150/70 R 17 M/C 69V TL	Scorpion Trail II	2.20	2.50
Street Cup MY 2017 -	DC 01	900	2017					3131000	100/90 - 18 M/C 56H TL	Phantom Sportscomp Fr.	2890200	150/70 R 17 M/C 69H TL	Phantom Sportscomp	2.20	2.50
Street Scrambler MY 2017 -	DC 01	900	2017				23	2865300	100/90 - 19 M/C 57V M+S TL	Scorpion Rally STR Fr.	2865200	150/70 R 17 M/C 69V M+S TL	Scorpion Rally STR	2.00	2.50
Street Scrambler MY 2017 -	DC 01	900	2017				23	2526700	100/90 - 19 M/C 57V TL	Scorpion Trail II Fr.	2527100	150/70 R 17 M/C 69V TL	Scorpion Trail II	2.00	2.50
Street Triple	D 67 LD	675	2007				10	2812600	120/70 ZR 17 M/C (58W) V3 TL	Diablo Supercorsa SP Fr.	3106800	180/55 ZR 17 M/C (73W) V3 TL	Diablo Supercorsa SP	2.40	2.90
Street Triple	D 67 LD	675	2007				10	3111300	120/70 ZR 17 M/C (58W) TL	Angel GT II Fr.	3112000	180/55 ZR 17 M/C (73W) TL	Angel GT II	2.40	2.90
Street Triple	D 67 LD	675	2007					2906900	120/70 ZR 17 M/C (58W) TL	Diablo Rosso Corsa II Fr.	2907100	180/55 ZR 17 M/C (73W) TL	Diablo Rosso Corsa II	2.40	2.90



MODEL	TYPE	CC	MY From	MY To	Footnotes	FRONT			REAR			Pressure	
						IP-Code	Dimension	Tread	IP-Code	Dimension	Tread	Front	Rear
TRIUMPH (continued)													
Tiger Sport MY 2013 -	115 NG	1050	2013			2497200	120/70 ZR 17 M/C (58W) TL	Angel GT A Fr.	2317600	180/55 ZR 17 M/C (73W) TL	Angel GT	2.40	2.90
Tiger Sport MY 2013 -	115 NG	1050	2013			2387600	120/70 ZR 17 M/C (58W) TL	Angel GT Fr.	2317600	180/55 ZR 17 M/C (73W) TL	Angel GT	2.40	2.90
Tiger Sport MY 2013 -	115 NG	1050	2013		10	2635200	120/70 ZR 17 M/C (58W) TL	Diablo Rosso III Fr.	2635500	180/55 ZR 17 M/C (73W) TL	Diablo Rosso III	2.40	2.90
Tiger Sport MY 2013 -	115 NG	1050	2013			1915700	120/70 ZR 17 M/C (58W) TL	Angel ST A Fr.	1868500	180/55 ZR 17 M/C (73W) TL	Angel ST	2.40	2.90
Tiger Sport MY 2016 -	NH01	1050	2016		10	3111300	120/70 ZR 17 M/C (58W) TL	Angel GT II Fr.	3112000	180/55 ZR 17 M/C (73W) TL	Angel GT II	2.30	2.90
Tiger Sport MY 2016 -	NH01	1050	2016			2497200	120/70 ZR 17 M/C (58W) TL	Angel GT A Fr.	2317600	180/55 ZR 17 M/C (73W) TL	Angel GT	2.30	2.90
Tiger Sport MY 2016 -	NH01	1050	2016			2526300	120/70 ZR 17 M/C (58W) TL	Scorpion Trail II Fr.	2527400	180/55 ZR 17 M/C (73W) TL	Scorpion Trail II	2.30	2.90
Tiger Sport MY 2016 -	NH01	1050	2016			2387600	120/70 ZR 17 M/C (58W) TL	Angel GT Fr.	2317600	180/55 ZR 17 M/C (73W) TL	Angel GT	2.30	2.90
Tiger Sport MY 2016 -	NH01	1050	2016		10	2635200	120/70 ZR 17 M/C (58W) TL	Diablo Rosso III Fr.	2635500	180/55 ZR 17 M/C (73W) TL	Diablo Rosso III	2.30	2.90
Tiger Sport MY 2016 -	NH01	1050	2016			1915700	120/70 ZR 17 M/C (58W) TL	Angel ST A Fr.	1868500	180/55 ZR 17 M/C (73W) TL	Angel ST	2.30	2.90
Tiger; ABS; SE MY 2007 -	115 NG	1050	2007		10	3111300	120/70 ZR 17 M/C (58W) TL	Angel GT II Fr.	3112000	180/55 ZR 17 M/C (73W) TL	Angel GT II	2.40	2.90
Tiger; ABS; SE MY 2007 -	115 NG	1050	2007			2526300	120/70 ZR 17 M/C (58W) TL	Scorpion Trail II Fr.	2527400	180/55 ZR 17 M/C (73W) TL	Scorpion Trail II	2.40	2.90
Tiger; ABS; SE MY 2007 -	115 NG	1050	2007			2387600	120/70 ZR 17 M/C (58W) TL	Angel GT Fr.	2317600	180/55 ZR 17 M/C (73W) TL	Angel GT	2.40	2.90
Tiger; ABS; SE MY 2007 -	115 NG	1050	2007		2906900	120/70 ZR 17 M/C (58W) TL	120/70 ZR 17 M/C (58W) TL	Diablo Rosso Corsa II Fr.	2907100	180/55 ZR 17 M/C (73W) TL	Diablo Rosso Corsa II	2.40	2.90
Tiger; ABS; SE MY 2007 -	115 NG	1050	2007			2635200	120/70 ZR 17 M/C (58W) TL	Diablo Rosso III Fr.	2635500	180/55 ZR 17 M/C (73W) TL	Diablo Rosso III	2.40	2.90
Tiger; ABS; SE MY 2007 -	115 NG	1050	2007			2291900	120/70 ZR 17 M/C (58W) TL	Diablo Rosso II K Fr.	2068500	180/55 ZR 17 M/C (73W) TL	Diablo Rosso II	2.40	2.90
Tiger; ABS; SE MY 2007 -	115 NG	1050	2007			1915700	120/70 ZR 17 M/C (58W) TL	Angel ST A Fr.	1868500	180/55 ZR 17 M/C (73W) TL	Angel ST	2.40	2.90
Tiger; ABS; SE MY 2007 -	115 NG	1050	2007			1868400	120/70 ZR 17 M/C (58W) TL	Angel ST Fr.	1868500	180/55 ZR 17 M/C (73W) TL	Angel ST	2.40	2.90
Trident 750	T300 / T 300 C	750	1992	1997		2387600	120/70 ZR 17 M/C (58W) TL	Angel GT Fr.	2317900	160/60 ZR 18 M/C (70W) TL	Angel GT	2.50	2.90
Trident 900	T300-C Vers. 338;373	900	1992	1998		2387600	120/70 ZR 17 M/C (58W) TL	Angel GT Fr.	2317900	160/60 ZR 18 M/C (70W) TL	Angel GT	2.50	2.90
Trident 900 Sprint	T300A A.362	900	1994	1994		2387600	120/70 ZR 17 M/C (58W) TL	Angel GT Fr.	2317900	160/60 ZR 18 M/C (70W) TL	Angel GT	2.50	2.90
Trophy 1200	T 300 Vers. 336; 342	1200	1992	1993		2387600	120/70 ZR 17 M/C (58W) TL	Angel GT Fr.	2317900	160/60 ZR 18 M/C (70W) TL	Angel GT	2.50	2.90
Trophy 1200	T300E A342; 371	1200	1994	2002	10	3111300	120/70 ZR 17 M/C (58W) TL	Angel GT II Fr.	3111900	170/60 ZR 17 M/C (72W) TL	Angel GT II	2.50	2.90
Trophy 1200	T300E A342; 371	1200	1994	2002		2387600	120/70 ZR 17 M/C (58W) TL	Angel GT Fr.	2317500	170/60 ZR 17 M/C (72W) TL	Angel GT	2.50	2.90
Trophy 1215; SE	V13VH	1200	2013		10	3111300	120/70 ZR 17 M/C (58W) TL	Angel GT II Fr.	3112400	190/55 ZR 17 M/C (75W) TL	Angel GT II	2.50	2.90
Trophy 1215; SE	V13VH	1200	2013			2497200	120/70 ZR 17 M/C (58W) TL	Angel GT A Fr.	2361600	190/55 ZR 17 M/C (75W) TL	Angel GT A	2.50	2.90
Trophy 1215; SE	V13VH	1200	2013			1915700	120/70 ZR 17 M/C (58W) TL	Angel ST A Fr.	2068800	190/55 ZR 17 M/C (75W) TL	Angel ST	2.50	2.90
Trophy 900	T300 Vers. 336 & 342	900	1992	1993		2387600	120/70 ZR 17 M/C (58W) TL	Angel GT Fr.	2317900	160/60 ZR 18 M/C (70W) TL	Angel GT	2.50	2.90
Trophy 900	T300E A336.370	900	1994	2001		3111300	120/70 ZR 17 M/C (58W) TL	Angel GT II Fr.	3111900	170/60 ZR 17 M/C (72W) TL	Angel GT II	2.50	2.90
Trophy 900	T300E A336.370	900	1994	2001		2387600	120/70 ZR 17 M/C (58W) TL	Angel GT Fr.	2317500	170/60 ZR 17 M/C (72W) TL	Angel GT	2.50	2.90
TT 600	806 AD	600	2000	2003		3111300	120/70 ZR 17 M/C (58W) TL	Angel GT II Fr.	3112000	180/55 ZR 17 M/C (73W) TL	Angel GT II	2.50	2.90
TT 600	806 AD	600	2000	2003	10	2812600	120/70 ZR 17 M/C (58W) V3 TL	Diablo Supercorsa SP Fr.	3106800	180/55 ZR 17 M/C (73W) V3 TL	Diablo Supercorsa SP	2.50	2.90
TT 600	806 AD	600	2000	2003		2166900	120/70 ZR 17 M/C (58W) TL	Diablo Supercorsa SP Fr.	2244800	180/55 ZR 17 M/C (73W) TL	Diablo Supercorsa SP	2.50	2.90
TT 600	806 AD	600	2000	2003		2387600	120/70 ZR 17 M/C (58W) TL	Angel GT Fr.	2317600	180/55 ZR 17 M/C (73W) TL	Angel GT	2.50	2.90
TT 600	806 AD	600	2000	2003	10	2906900	120/70 ZR 17 M/C (58W) TL	Diablo Rosso Corsa II Fr.	2907100	180/55 ZR 17 M/C (73W) TL	Diablo Rosso Corsa II	2.50	2.90
TT 600	806 AD	600	2000	2003		2635200	120/70 ZR 17 M/C (58W) TL	Diablo Rosso III Fr.	2635500	180/55 ZR 17 M/C (73W) TL	Diablo Rosso III	2.50	2.90
TT 600	806 AD	600	2000	2003		1734600	120/70 ZR 17 M/C (58W) TL	Diablo Rosso Corsa Fr.	1927700	180/55 ZR 17 M/C (73W) TL	Diablo Rosso Corsa	2.50	2.90
TT 600	806 AD	600	2000	2003		2291900	120/70 ZR 17 M/C (58W) TL	Diablo Rosso II K Fr.	2068500	180/55 ZR 17 M/C (73W) TL	Diablo Rosso II	2.50	2.90
TT 600	806 AD	600	2000	2003		1430700	120/70 ZR 17 M/C (58W) TL	Diablo Fr.	1430000	180/55 ZR 17 M/C (73W) TL	Diablo	2.50	2.90
VECTRIX													
VX 1 Electric Scooter		1				2770300	120/70 - 14 M/C 55P TL	Angel Scooter Fr.	2771300	140/60 - 13 M/C 63P reinf. TL	Angel Scooter	-	-
VICTORY													
Boardwalk		1731	2013			2211500	130/90 B 16 M/C 67H TL	Night Dragon Fr.	2592600	150/80 B 16 M/C 77H reinf. TL	Night Dragon GT	2.50	2.80
High Ball		1731	2011			2211500	130/90 B 16 M/C 67H TL	Night Dragon Fr.	2592600	150/80 B 16 M/C 77H reinf. TL	Night Dragon GT	2.50	2.80
Kingpin; Eight Ball MY 2009 -		1634	2009		10	2211200	130/70 B 18 M/C 63H TL	Night Dragon Fr.	2812200	180/55 B 18 M/C 80H reinf. TL	Night Dragon GT	2.50	2.80
Kingpin; Eight Ball MY 2011 -	V/K	1731	2011		10	2211200	130/70 B 18 M/C 63H TL	Night Dragon Fr.	2812200	180/55 B 18 M/C 80H reinf. TL	Night Dragon GT	2.50	2.80
Vegas (all versions) MY 2009 -		1634	2009		10	1815300	90/90 - 21 M/C 54H TL	Night Dragon Fr.	2812200	180/55 B 18 M/C 80H reinf. TL	Night Dragon GT	2.50	2.80
Vegas (all versions) MY 2011 -		1731	2011		10	1815300	90/90 - 21 M/C 54H TL	Night Dragon Fr.	2812200	180/55 B 18 M/C 80H reinf. TL	Night Dragon GT	2.50	2.80



MODEL	TYPE	CC	MY From	MY To	Footnotes	FRONT		REAR		Pressure Front	Pressure Rear	
						IP-Code	Dimension	Tread	IP-Code			Dimension
YAMAHA (continued)												
BT 1100 Bull Dog	RP 05	1100	2002			10	3111300	120/70 ZR 17 M/C (58W) TL	Angel GT II Fr.	Angel GT II	2.50	2.70
BT 1100 Bull Dog	RP 05	1100	2002				2387600	120/70 ZR 17 M/C (58W) TL	Angel GT Fr.	Angel GT	2.50	2.70
BW 100	SB 02	100					0737100	120/90 - 10 66J TL	SL 26	SL 26	2.00	2.00
BW 100	SB 02	100					0550500	120/90 - 10 57J TL	SL 60	SL 60	2.00	2.00
BW 50		50					0737100	120/90 - 10 66J TL	SL 26	SL 26	-	-
BW 50		50					0550500	120/90 - 10 57J TL	SL 60	SL 60	-	-
BW 50 R		50	1992				0737100	120/90 - 10 66J TL	SL 26	SL 26	1.00	1.50
BW 50 R		50	1992				0550500	120/90 - 10 57J TL	SL 60	SL 60	1.00	1.50
BW 50; CW 50	4 BX	50	1992				0737100	120/90 - 10 66J TL	SL 26	SL 26	1.00	1.50
BW 50; CW 50	4 BX	50	1992				0550500	120/90 - 10 57J TL	SL 60	SL 60	1.00	1.50
BW'S BUMP		50					0791900	130/90 - 10 61J TL	SL 26	SL 26	-	-
BW'S BUMP		50					0550800	130/90 - 10 61J TL	SL 60	SL 60	-	-
BW'S NG	SA05	50					0550500	120/90 - 10 57J TL	SL 60	SL 60	1.30	1.30
BW'S NG	SA05	50					0737100	120/90 - 10 66J TL	SL 26	SL 26	1.30	1.30
BW'S Spy	4 VA	50	1995				2769700	120/70 - 12 51P TL	Angel Scooter Fr.	Angel Scooter	1.30	1.30
BW'S Spy	4 VA	50	1995				2925400	120/70 - 12 58P reinf. TL	Diablo Rosso Scooter	Diablo Rosso Scooter	1.30	1.30
BW's 125	SE 55	125	2010				2769700	120/70 - 12 51P TL	Angel Scooter Fr.	Angel Scooter	1.75	2.00
BW's 125	SE 55	125	2010				2925400	120/70 - 12 58P reinf. TL	Diablo Rosso Scooter	Diablo Rosso Scooter	1.75	2.00
BW's Original		125					1471600	120/90 - 10 57L TL	SL 90 Fr.	SL 90	-	-
CA 50	14 T	50					2903200	3.00 - 10 50J reinf. TL	Angel Scooter	Angel Scooter	2.50	2.50
CA 50	14 T	50					0401900	3.00 - 10 42J	SC 30	SC 30	2.50	2.50
CR 50 Z		50	1983				2903200	3.00 - 10 50J reinf. TL	Angel Scooter	Angel Scooter	2.50	2.50
CR 50 Z		50	1983				0401900	3.00 - 10 42J	SC 30	SC 30	2.50	2.50
CW 50 RS	4 VA / SA 05	50					0550500	120/90 - 10 57J TL	SL 60	SL 60	1.30	1.30
CW 50 RS	4 VA / SA 05	50					0737100	120/90 - 10 66J TL	SL 26	SL 26	1.30	1.30
CW 50 RSP Spy	4VA	50	1999				2769700	120/70 - 12 51P TL	Angel Scooter Fr.	Angel Scooter	1.30	1.30
CW 50 RSP Spy	4VA	50	1999				2925400	120/70 - 12 58P reinf. TL	Diablo Rosso Scooter	Diablo Rosso Scooter	1.30	1.30
DT 125 RE MY 2004 -	DE 06	125	2004				1005100	80/90 - 21 M/C 48S TT	MT 90 Front A/T	MT 90 A/T	1.50	1.75
DT 125 RE MY 2004 -	DE 06	125	2004				0341400	80/90 - 21 M/C 48P TT	MT 21 Fr.	MT 21	1.50	1.75
DT 125 X	DE 06	125	2005				1564700	120/70 - 17 M/C 58H TL	Sport Demon Fr.	Sport Demon	1.50	1.75
DT 50 R		50					0341400	80/90 - 21 M/C 48P TT	MT 21 Fr.	MT 21	-	-
DT 50 R		50					1005100	80/90 - 21 M/C 48S TT	MT 90 Front A/T	MT 90 A/T	-	-
DT 50 X Supermotard		50	2005				2589900	100/80 - 17 M/C 52H TL	Sport Demon Fr.	Sport Demon	-	-
DT 50 X Supermotard		50	2005				2580800	100/80 - 17 M/C 52S TL	Angel City Fr.	Angel City	-	-
DT 80 LC II MY 1992 -	53 VA	80	1992				1005100	80/90 - 21 M/C 48S TT	MT 90 Front A/T	MT 90 A/T	1.50	2.30
Evolis 80	4 MU	80					2583700	100/80 - 10 53L TL	SL 38 UNICO	SL 38 UNICO	1.50	2.50
Evolis 80	4 MU	80					0531800	100/80 - 10 53J TL	SL 26	SL 26	1.50	2.50
EW 50	SA 09	50	2004				0800000	120/80 - 12 55J TL	SL 60	SL 60	1.50	1.60
FJ 1100	47 E	1100	1984				1447800	120/80 V 16 M/C (60V) TL	Sport Demon Fr.	Sport Demon	2.50	2.90
FJ 1200	1 XJ; 1TX; 1WL; 1WK	1200	1986	1987			1447800	120/80 V 16 M/C (60V) TL	Sport Demon Fr.	Sport Demon	2.50	2.90
FJR 1300	RP 04	1300	2001			10	3111300	120/70 ZR 17 M/C (58W) TL	Angel GT II Fr.	Angel GT II	2.50	2.90
FJR 1300	RP 04	1300	2001				2387600	120/70 ZR 17 M/C (58W) TL	Angel GT Fr.	Angel GT A	2.50	2.90
FJR 1300 A	RP 08	1300	2003			10	3111300	120/70 ZR 17 M/C (58W) TL	Angel GT II Fr.	Angel GT A	2.50	2.90
FJR 1300 A	RP 08	1300	2003				2387600	120/70 ZR 17 M/C (58W) TL	Angel GT Fr.	Angel GT A	2.50	2.90
FJR 1300 A / AS MY 2006 -	RP 13	1300	2006			10	3111300	120/70 ZR 17 M/C (58W) TL	Angel GT II Fr.	Angel GT II	2.70	2.90
FJR 1300 A / AS MY 2006 -	RP 13	1300	2006				2387600	120/70 ZR 17 M/C (58W) TL	Angel GT Fr.	Angel GT A	2.70	2.90
FJR 1300 A; AS	RP 23	1300	2013			10	3111300	120/70 ZR 17 M/C (58W) TL	Angel GT II Fr.	Angel GT II	2.50	2.90
FJR 1300 A; AS	RP 23	1300	2013				2387600	120/70 ZR 17 M/C (58W) TL	Angel GT Fr.	Angel GT A	2.50	2.90

YAMAHA (continued)

FJR 1300, A, AE, AS, MY 2016 -	RP 28	1300	2016			10	3111300	120/70 ZR 17 M/C (58W) TL	Angel GT II Fr.	3112000	180/55 ZR 17 M/C (73W) TL	Angel GT II	2.50	2.90
FJR 1300, A, AE, AS, MY 2016 -	RP 28	1300	2016				2387600	120/70 ZR 17 M/C (58W) TL	Angel GT Fr.	2321200	180/55 ZR 17 M/C (73W) TL	Angel GT A	2.50	2.90
FJR 1300; A	RP 11	1300	2004			10	3111300	120/70 ZR 17 M/C (58W) TL	Angel GT II Fr.	3112000	180/55 ZR 17 M/C (73W) TL	Angel GT II	2.50	2.90
FJR 1300; A	RP 11	1300	2004				2387600	120/70 ZR 17 M/C (58W) TL	Angel GT Fr.	2321200	180/55 ZR 17 M/C (73W) TL	Angel GT A	2.50	2.90
Fly-One		125					2903100	100/90 - 10 56J TL	Angel Scooter	2903100	100/90 - 10 56J TL	Angel Scooter	1.50	1.50
FZ 1; Fazer	RN 16	1000	2006			10	3111300	120/70 ZR 17 M/C (58W) TL	Angel GT II Fr.	3112200	190/50 ZR 17 M/C (73W) TL	Angel GT II	2.50	2.90
FZ 1; Fazer	RN 16	1000	2006				2497200	120/70 ZR 17 M/C (58W) TL	Angel GT A Fr.	2321300	190/50 ZR 17 M/C (73W) TL	Angel GT A	2.50	2.90
FZ 1; Fazer	RN 16	1000	2006				2635200	120/70 ZR 17 M/C (58W) TL	Diablo Rosso III Fr.	2635700	190/50 ZR 17 M/C (73W) TL	Diablo Rosso III	2.50	2.90
FZ 1; Fazer	RN 16	1000	2006				2291900	120/70 ZR 17 M/C (58W) TL	Diablo Rosso II K Fr.	2068600	190/50 ZR 17 M/C (73W) TL	Diablo Rosso II	2.50	2.90
FZ 1; Fazer	RN 16	1000	2006				1430700	120/70 ZR 17 M/C (58W) TL	Diablo Fr.	1429700	190/50 ZR 17 M/C (73W) TL	Diablo	2.50	2.90
FZ 6	RJ 07	600	2004			10	3111300	120/70 ZR 17 M/C (58W) TL	Angel GT II Fr.	3112000	180/55 ZR 17 M/C (73W) TL	Angel GT II	2.50	2.90
FZ 6	RJ 07	600	2004				2387600	120/70 ZR 17 M/C (58W) TL	Angel GT Fr.	2317600	180/55 ZR 17 M/C (73W) TL	Angel GT	2.50	2.90
FZ 6	RJ 07	600	2004			10	2906900	120/70 ZR 17 M/C (58W) TL	Diablo Rosso Corsa II Fr.	2907100	180/55 ZR 17 M/C (73W) TL	Diablo Rosso Corsa II	2.50	2.90
FZ 6	RJ 07	600	2004				2635200	120/70 ZR 17 M/C (58W) TL	Diablo Rosso III Fr.	2635500	180/55 ZR 17 M/C (73W) TL	Diablo Rosso III	2.50	2.90
FZ 6	RJ 07	600	2004				1734600	120/70 ZR 17 M/C (58W) TL	Diablo Rosso Corsa Fr.	1927700	180/55 ZR 17 M/C (73W) TL	Diablo Rosso Corsa	2.50	2.90
FZ 6	RJ 07	600	2004				2291900	120/70 ZR 17 M/C (58W) TL	Diablo Rosso II K Fr.	2068500	180/55 ZR 17 M/C (73W) TL	Diablo Rosso II	2.50	2.90
FZ 6	RJ 07	600	2004				1430700	120/70 ZR 17 M/C (58W) TL	Diablo Fr.	1430000	180/55 ZR 17 M/C (73W) TL	Diablo	2.50	2.90
FZ 6	RJ 07	600	2004				1868400	120/70 ZR 17 M/C (58W) TL	Angel ST Fr.	1868500	180/55 ZR 17 M/C (73W) TL	Angel ST	2.50	2.90
FZ 6 Fazer	RJ 07	600	2004			10	3111300	120/70 ZR 17 M/C (58W) TL	Angel GT II Fr.	3112000	180/55 ZR 17 M/C (73W) TL	Angel GT II	2.50	2.90
FZ 6 Fazer	RJ 07	600	2004				2906900	120/70 ZR 17 M/C (58W) TL	Diablo Rosso Corsa II Fr.	2907100	180/55 ZR 17 M/C (73W) TL	Diablo Rosso Corsa II	2.50	2.90
FZ 6 Fazer	RJ 07	600	2004				2387600	120/70 ZR 17 M/C (58W) TL	Angel GT Fr.	2317600	180/55 ZR 17 M/C (73W) TL	Angel GT	2.50	2.90
FZ 6 Fazer	RJ 07	600	2004				2635200	120/70 ZR 17 M/C (58W) TL	Diablo Rosso III Fr.	2635500	180/55 ZR 17 M/C (73W) TL	Diablo Rosso III	2.50	2.90
FZ 6 Fazer	RJ 07	600	2004				1734600	120/70 ZR 17 M/C (58W) TL	Diablo Rosso Corsa Fr.	1927700	180/55 ZR 17 M/C (73W) TL	Diablo Rosso Corsa	2.50	2.90
FZ 6 Fazer	RJ 07	600	2004				1430700	120/70 ZR 17 M/C (58W) TL	Diablo Fr.	1430000	180/55 ZR 17 M/C (73W) TL	Diablo	2.50	2.90
FZ 6 Fazer	RJ 07	600	2004				2291900	120/70 ZR 17 M/C (58W) TL	Diablo Rosso II K Fr.	2068500	180/55 ZR 17 M/C (73W) TL	Diablo Rosso II	2.50	2.90
FZ 6 Fazer	RJ 07	600	2004				1868400	120/70 ZR 17 M/C (58W) TL	Angel ST Fr.	1868500	180/55 ZR 17 M/C (73W) TL	Angel ST	2.50	2.90
FZ 6; FZ 6 Fazer (S2) (all versions)	RJ 14	600	2007			10	3111300	120/70 ZR 17 M/C (58W) TL	Angel GT II Fr.	3112000	180/55 ZR 17 M/C (73W) TL	Angel GT II	2.50	2.90
FZ 6; FZ 6 Fazer (S2) (all versions)	RJ 14	600	2007				2387600	120/70 ZR 17 M/C (58W) TL	Angel GT Fr.	2317600	180/55 ZR 17 M/C (73W) TL	Angel GT	2.50	2.90
FZ 6; FZ 6 Fazer (S2) (all versions)	RJ 14	600	2007				2635200	120/70 ZR 17 M/C (58W) TL	Diablo Rosso III Fr.	2635500	180/55 ZR 17 M/C (73W) TL	Diablo Rosso III	2.50	2.90
FZ 6; FZ 6 Fazer (S2) (all versions)	RJ 14	600	2007				2291900	120/70 ZR 17 M/C (58W) TL	Diablo Rosso II K Fr.	2068500	180/55 ZR 17 M/C (73W) TL	Diablo Rosso II	2.50	2.90
FZ 6; FZ 6 Fazer (S2) (all versions)	RJ 14	600	2007				1868400	120/70 ZR 17 M/C (58W) TL	Angel ST Fr.	1868500	180/55 ZR 17 M/C (73W) TL	Angel ST	2.50	2.90
FZ 750	1FN	750	1985				1447800	120/80 V 16 M/C (60V) TL	Sport Demon Fr.	1404800	130/80 - 18 M/C 66V TL	Sport Demon	2.50	2.90
FZ 8; Fazer (all versions) MY 2010 -	RN 25	800	2010			10	2812600	120/70 ZR 17 M/C (58W) V3 TL	Diablo Supercorsa SP Fr.	3106800	180/55 ZR 17 M/C (73W) V3 TL	Diablo Supercorsa SP	2.50	2.90
FZ 8; Fazer (all versions) MY 2010 -	RN 25	800	2010			10	3111300	120/70 ZR 17 M/C (58W) TL	Angel GT II Fr.	3112000	180/55 ZR 17 M/C (73W) TL	Angel GT II	2.50	2.90
FZ 8; Fazer (all versions) MY 2010 -	RN 25	800	2010				2387600	120/70 ZR 17 M/C (58W) TL	Angel GT Fr.	2317600	180/55 ZR 17 M/C (73W) TL	Angel GT	2.50	2.90
FZ 8; Fazer (all versions) MY 2010 -	RN 25	800	2010				2166900	120/70 ZR 17 M/C (58W) TL	Diablo Supercorsa SP Fr.	2244800	180/55 ZR 17 M/C (73W) TL	Diablo Supercorsa SP	2.50	2.90
FZ 8; Fazer (all versions) MY 2010 -	RN 25	800	2010				2906900	120/70 ZR 17 M/C (58W) TL	Diablo Rosso Corsa II Fr.	2907100	180/55 ZR 17 M/C (73W) TL	Diablo Rosso Corsa II	2.50	2.90
FZ 8; Fazer (all versions) MY 2010 -	RN 25	800	2010				2635200	120/70 ZR 17 M/C (58W) TL	Diablo Rosso III Fr.	2635500	180/55 ZR 17 M/C (73W) TL	Diablo Rosso III	2.50	2.90
FZ 8; Fazer (all versions) MY 2010 -	RN 25	800	2010				1734600	120/70 ZR 17 M/C (58W) TL	Diablo Rosso Corsa Fr.	1927700	180/55 ZR 17 M/C (73W) TL	Diablo Rosso Corsa	2.50	2.90
FZ 8; Fazer (all versions) MY 2010 -	RN 25	800	2010				1868400	120/70 ZR 17 M/C (58W) TL	Angel ST Fr.	1868500	180/55 ZR 17 M/C (73W) TL	Angel ST	2.50	2.90
FZ 8; Fazer (all versions) MY 2010 -	RN 25	800	2010				2291900	120/70 ZR 17 M/C (58W) TL	Diablo Rosso III K Fr.	2068500	180/55 ZR 17 M/C (73W) TL	Diablo Rosso II	2.50	2.90
FZ 8; Fazer (all versions) MY 2010 -	RN 25	800	2010			10	3111300	120/70 ZR 17 M/C (58W) TL	Angel GT II Fr.	3112000	180/55 ZR 17 M/C (73W) TL	Angel GT II	2.50	2.90
FZ 8; Fazer (all versions) MY 2013 -	RN 25	800	2013			10	2812600	120/70 ZR 17 M/C (58W) V3 TL	Diablo Supercorsa SP Fr.	3106800	180/55 ZR 17 M/C (73W) V3 TL	Diablo Supercorsa SP	2.50	2.90
FZ 8; Fazer (all versions) MY 2013 -	RN 25	800	2013				2166900	120/70 ZR 17 M/C (58W) TL	Diablo Supercorsa SP Fr.	2244800	180/55 ZR 17 M/C (73W) TL	Diablo Supercorsa SP	2.50	2.90
FZ 8; Fazer (all versions) MY 2013 -	RN 25	800	2013				2906900	120/70 ZR 17 M/C (58W) TL	Diablo Rosso Corsa II Fr.	2907100	180/55 ZR 17 M/C (73W) TL	Diablo Rosso Corsa II	2.50	2.90
FZ 8; Fazer (all versions) MY 2013 -	RN 25	800	2013				2387600	120/70 ZR 17 M/C (58W) TL	Angel GT Fr.	2317600	180/55 ZR 17 M/C (73W) TL	Angel GT	2.50	2.90
FZ 8; Fazer (all versions) MY 2013 -	RN 25	800	2013				2635200	120/70 ZR 17 M/C (58W) TL	Diablo Rosso III Fr.	2635500	180/55 ZR 17 M/C (73W) TL	Diablo Rosso III	2.50	2.90
FZ 8; Fazer (all versions) MY 2013 -	RN 25	800	2013				2291900	120/70 ZR 17 M/C (58W) TL	Diablo Rosso II K Fr.	2068500	180/55 ZR 17 M/C (73W) TL	Diablo Rosso II	2.50	2.90
FZ 8; Fazer (all versions) MY 2013 -	RN 25	800	2013				2387600	120/70 ZR 17 M/C (58W) TL	Angel GT Fr.	2317900	160/60 ZR 18 M/C (70W) TL	Angel GT	2.50	2.90
FZR 1000	2 LA	1000	1987				3111200	120/60 ZR 17 M/C (55W) TL	Angel GT II Fr.	3111700	160/60 ZR 17 M/C (69W) TL	Angel GT II	2.30	2.60
FZR 600 R	4 MH; 4 JH	600	1994				2316900	120/60 ZR 17 M/C (55W) TL	Angel GT Fr.	2317400	160/60 ZR 17 M/C (69W) TL	Angel GT	2.30	2.60
FZR 600 R	4 MH; 4 JH	600	1994				2635100	120/60 ZR 17 M/C (55W) TL	Diablo Rosso III Fr.	2635400	160/60 ZR 17 M/C (69W) TL	Diablo Rosso III	2.30	2.60



MODEL	TYPE	CC	MY From	MY To	Footnotes	FRONT			REAR			Pressure	
						IP-Code	Dimension	Tread	IP-Code	Dimension	Tread	Front	Rear
YAMAHA (continued)													
FZR 600 R	4 MH; 4 JH	600	1994			2070000	120/60 ZR 17 M/C (55W) TL	Diablo Rosso II Fr.	2070200	160/60 ZR 17 M/C (69W) TL	Diablo Rosso II	2.30	2.60
FZR 600 R	4 MH; 4 JH	600	1994			2595300	120/60 ZR 17 M/C (55W) TL	Angel ST Fr.	1868800	160/60 ZR 17 M/C (69W) TL	Angel ST	2.30	2.60
FZR 750 R	3 CU	750	1987	1988		2387600	120/70 ZR 17 M/C (58W) TL	Angel GT Fr.	2317900	160/60 ZR 18 M/C (70W) TL	Angel GT	2.50	2.90
FZR 750 R	3 PJ	750	1990		10	3111300	120/70 ZR 17 M/C (58W) TL	Angel GT II Fr.	3111900	170/60 ZR 17 M/C (72W) TL	Angel GT II	2.30	2.30
FZR 750 R	3 PJ	750	1990			2387600	120/70 ZR 17 M/C (58W) TL	Angel GT Fr.	2317500	170/60 ZR 17 M/C (72W) TL	Angel GT	2.30	2.30
FZR 750 R	3 PJ	750	1990		10	2291900	120/70 ZR 17 M/C (58W) TL	Diablo Rosso II K Fr.	2070300	170/60 ZR 17 M/C (72W) TL	Diablo Rosso II	2.30	2.30
FZS 1000 Fazer	RN 06	1000	2001		10	3111300	120/70 ZR 17 M/C (58W) TL	Angel GT II Fr.	3112000	180/55 ZR 17 M/C (73W) TL	Angel GT II	2.50	2.90
FZS 1000 Fazer	RN 06	1000	2001			2387600	120/70 ZR 17 M/C (58W) TL	Angel GT Fr.	2317600	180/55 ZR 17 M/C (73W) TL	Angel GT	2.50	2.90
FZS 1000 Fazer	RN 06	1000	2001		10	2906900	120/70 ZR 17 M/C (58W) TL	Diablo Rosso Corsa II Fr.	2907100	180/55 ZR 17 M/C (73W) TL	Diablo Rosso Corsa II	2.50	2.90
FZS 1000 Fazer	RN 06	1000	2001			2635200	120/70 ZR 17 M/C (58W) TL	Diablo Rosso III Fr.	2635500	180/55 ZR 17 M/C (73W) TL	Diablo Rosso III	2.50	2.90
FZS 1000 Fazer	RN 06	1000	2001			1734600	120/70 ZR 17 M/C (58W) TL	Diablo Rosso Corsa Fr.	1927700	180/55 ZR 17 M/C (73W) TL	Diablo Rosso Corsa	2.50	2.90
FZS 1000 Fazer	RN 06	1000	2001			2291900	120/70 ZR 17 M/C (58W) TL	Diablo Rosso II K Fr.	2068500	180/55 ZR 17 M/C (73W) TL	Diablo Rosso II	2.50	2.90
FZS 1000 Fazer	RN 06	1000	2001			1888400	120/70 ZR 17 M/C (58W) TL	Angel ST Fr.	1868500	180/55 ZR 17 M/C (73W) TL	Angel ST	2.50	2.90
FZS 1000 Fazer	RN 14	1000	2005		10	3111300	120/70 ZR 17 M/C (58W) TL	Angel GT II Fr.	3112000	180/55 ZR 17 M/C (73W) TL	Angel GT II	2.50	2.90
FZS 1000 Fazer	RN 14	1000	2005		10	2906900	120/70 ZR 17 M/C (58W) TL	Diablo Rosso Corsa II Fr.	2907100	180/55 ZR 17 M/C (73W) TL	Diablo Rosso Corsa II	2.50	2.90
FZS 1000 Fazer	RN 14	1000	2005			2387600	120/70 ZR 17 M/C (58W) TL	Angel GT Fr.	2317600	180/55 ZR 17 M/C (73W) TL	Angel GT	2.50	2.90
FZS 1000 Fazer	RN 14	1000	2005			2635200	120/70 ZR 17 M/C (58W) TL	Diablo Rosso III Fr.	2635500	180/55 ZR 17 M/C (73W) TL	Diablo Rosso III	2.50	2.90
FZS 1000 Fazer	RN 14	1000	2005			1734600	120/70 ZR 17 M/C (58W) TL	Diablo Rosso Corsa Fr.	1927700	180/55 ZR 17 M/C (73W) TL	Diablo Rosso Corsa	2.50	2.90
FZS 1000 Fazer	RN 14	1000	2005			1888400	120/70 ZR 17 M/C (58W) TL	Angel ST Fr.	1868500	180/55 ZR 17 M/C (73W) TL	Angel ST	2.50	2.90
FZS 1000 Fazer	RN 14	1000	2005			2291900	120/70 ZR 17 M/C (58W) TL	Diablo Rosso II K Fr.	2068500	180/55 ZR 17 M/C (73W) TL	Diablo Rosso II	2.50	2.90
FZS 600 Fazer 25kW	RJ 02	600	1998		22	2635000	110/70 ZR 17 M/C 54W TL	Diablo Rosso III Fr.	2635400	160/60 ZR 17 M/C (69W) TL	Diablo Rosso III	2.50	2.80
FZS 600 Fazer 25kW	RJ 02	600	1998		22	2069900	110/70 ZR 17 M/C 54W TL	Diablo Rosso II Fr.	2070200	160/60 ZR 17 M/C (69W) TL	Diablo Rosso II	2.50	2.80
FZS 600 Fazer 70kW	RJ 02	600	1998			2635000	110/70 ZR 17 M/C 54W TL	Diablo Rosso III Fr.	2635400	160/60 ZR 17 M/C (69W) TL	Diablo Rosso III	2.50	2.80
FZS 600 Fazer 70kW	RJ 02	600	1998			2069900	110/70 ZR 17 M/C 54W TL	Diablo Rosso II Fr.	2070200	160/60 ZR 17 M/C (69W) TL	Diablo Rosso II	2.50	2.80
GPD 125-A; N Max	SE 93; SEC7	125				2769900	110/70 - 13 M/C 48P TL	Angel Scooter Fr.	2771200	130/70 - 13 M/C 63P reinf. TL	Angel Scooter	1.50	2.50
Majesty YP 400; A	SH 02; SH 05	400	2004			2768700	120/80 - 14 M/C 58S TL	Diablo Rosso Scooter Fr.	2769100	150/70 - 13 M/C 64S TL	Diablo Rosso Scooter	2.00	2.50
Maxster 125	SE 05	125	2001		10	2771400	130/60 - 13 M/C 60P reinf. TL	Angel Scooter	2771300	140/60 - 13 M/C 63P reinf. TL	Angel Scooter	-	-
MT 125 A MY 2015 -	RE 11	125	2015			2583900	100/80 - 17 M/C 52H TL	Sport Demon Fr.	2589500	130/70 - 17 M/C 62H TL	Sport Demon	1.80	2.25
MT 125 A MY 2015 -	RE 11	125	2015			2580800	100/80 - 17 M/C 52S TL	Angel City Fr.	3243400	130/70 - 17 M/C 62S TL	Angel City	1.80	2.25
MT-01	RP12; RP18	1700	2005		10	3111300	120/70 ZR 17 M/C (58W) TL	Angel GT II Fr.	3112200	190/50 ZR 17 M/C (73W) TL	Angel GT II	2.50	2.90
MT-01	RP12; RP18	1700	2005		10	2906900	120/70 ZR 17 M/C (58W) TL	Diablo Rosso Corsa II Fr.	2907300	190/50 ZR 17 M/C (73W) TL	Diablo Rosso Corsa II	2.50	2.90
MT-01	RP12; RP18	1700	2005			2387600	120/70 ZR 17 M/C (58W) TL	Angel GT Fr.	2317700	190/50 ZR 17 M/C (73W) TL	Angel GT	2.50	2.90
MT-01	RP12; RP18	1700	2005			2635200	120/70 ZR 17 M/C (58W) TL	Diablo Rosso III Fr.	2635700	190/50 ZR 17 M/C (73W) TL	Diablo Rosso III	2.50	2.90
MT-01	RP12; RP18	1700	2005			1430700	120/70 ZR 17 M/C (58W) TL	Diablo Fr.	1429700	190/50 ZR 17 M/C (73W) TL	Diablo	2.50	2.90
MT-03	RH 07	321	2016		10	2046800	120/70 ZR 17 M/C (58W) TL	Diablo Rosso II K Fr.	2068800	190/50 ZR 17 M/C (73W) TL	Diablo Rosso II	2.50	2.90
MT-03	RM 02	660	2006	2012		3111300	120/70 ZR 17 M/C (58W) TL	Sport Demon Fr.	2589600	140/70 - 17 M/C 66H TL	Sport Demon	2.00	2.50
MT-03	RM 02	660	2006	2012	10	2526300	120/70 ZR 17 M/C (58W) TL	Angel GT II Fr.	3111700	160/60 ZR 17 M/C (69W) TL	Angel GT II	2.30	2.50
MT-03	RM 02	660	2006	2012		2906900	120/70 ZR 17 M/C (58W) TL	Scorpion Trail II Fr.	2527200	160/60 ZR 17 M/C (69W) TL	Scorpion Trail II	2.30	2.50
MT-03	RM 02	660	2006	2012	10	2387600	120/70 ZR 17 M/C (58W) TL	Diablo Rosso Corsa II Fr.	2907000	160/60 ZR 17 M/C (69W) TL	Diablo Rosso Corsa II	2.30	2.50
MT-03	RM 02	660	2006	2012		2635200	120/70 ZR 17 M/C (58W) TL	Angel GT Fr.	2317400	160/60 ZR 17 M/C (69W) TL	Angel GT	2.30	2.50
MT-03	RM 02	660	2006	2012		2636000	120/70 ZR 17 M/C (58W) TL	Diablo Rosso III Fr.	2635400	160/60 ZR 17 M/C (69W) TL	Diablo Rosso III	2.30	2.50
MT-03	RM 02	660	2006	2012		2210400	120/70 R 17 M/C (58W) TL	MT 60 RS Fr.	2504000	160/60 R 17 M/C 69H TL	MT 60 RS	2.30	2.50
MT-03	RM 02	660	2006	2012		2291900	120/70 R 17 M/C (58H) TL	Diablo Rosso II Fr.	2210600	160/60 R 17 M/C 69H TL	Diablo Rosso II	2.30	2.50
MT-03	RM 02	660	2006	2012		1888400	120/70 ZR 17 M/C (58W) TL	Diablo Rosso II K Fr.	2070200	160/60 ZR 17 M/C (69W) TL	Diablo Rosso II	2.30	2.50
MT-03	RM 02	660	2006	2012		3111300	120/70 ZR 17 M/C (58W) TL	Angel ST Fr.	1868800	160/60 ZR 17 M/C (69W) TL	Angel ST	2.30	2.50
MT-03	RM 05	660	2013		10	3111300	120/70 ZR 17 M/C (58W) TL	Angel GT II Fr.	3111700	160/60 ZR 17 M/C (69W) TL	Angel GT II	2.30	2.50
MT-03	RM 05	660	2013		10	2906900	120/70 ZR 17 M/C (58W) TL	Diablo Rosso Corsa II Fr.	2907000	160/60 ZR 17 M/C (69W) TL	Diablo Rosso Corsa II	2.30	2.50
MT-03	RM 05	660	2013			2526300	120/70 ZR 17 M/C (58W) TL	Scorpion Trail II Fr.	2527200	160/60 ZR 17 M/C (69W) TL	Scorpion Trail II	2.30	2.50

YAMAHA (continued)

MT-03	RM 05	660	2013					2387600	120/70 ZR 17 M/C (58W) TL	Angel GT Fr.	2317400	160/60 ZR 17 M/C (69W) TL	Angel GT	2.30	2.50
MT-03	RM 05	660	2013					2635200	120/70 ZR 17 M/C (58W) TL	Diablo Rosso III Fr.	2635400	160/60 ZR 17 M/C (69W) TL	Diablo Rosso III	2.30	2.50
MT-03	RM 05	660	2013					2210400	120/70 R 17 M/C 58H TL	Diablo Rosso II Fr.	2210600	160/60 R 17 M/C 69H TL	Diablo Rosso II	2.30	2.50
MT-07 A MY 2017 -	RM 17; RM 18	689	2017	10				3111300	120/70 ZR 17 M/C (58W) TL	Angel GT II Fr.	3112000	180/55 ZR 17 M/C (73W) TL	Angel GT II	2.25	2.50
MT-07 A MY 2017 -	RM 17; RM 18	689	2017	10				2636200	120/70 ZR 17 M/C (58W) TL	Phantom Sportscomp Fr.	2636300	180/55 ZR 17 M/C (73W) TL	Phantom Sportscomp	2.25	2.50
MT-07 A MY 2017 -	RM 17; RM 18	689	2017	10				2906900	120/70 ZR 17 M/C (58W) TL	Diablo Rosso Corsa II Fr.	2907100	180/55 ZR 17 M/C (73W) TL	Diablo Rosso Corsa II	2.25	2.50
MT-07 A MY 2017 -	RM 17; RM 18	689	2017					2387600	120/70 ZR 17 M/C (58W) TL	Angel GT Fr.	2317600	180/55 ZR 17 M/C (73W) TL	Angel GT	2.25	2.50
MT-07 A MY 2017 -	RM 17; RM 18	689	2017					2635200	120/70 ZR 17 M/C (58W) TL	Diablo Rosso III Fr.	2635500	180/55 ZR 17 M/C (73W) TL	Diablo Rosso III	2.25	2.50
MT-07 Tracer	RM 14; RM 15	689	2016	10				3111300	120/70 ZR 17 M/C (58W) TL	Angel GT II Fr.	3112000	180/55 ZR 17 M/C (73W) TL	Angel GT II	2.25	2.50
MT-07 Tracer	RM 14; RM 15	689	2016	10				2636200	120/70 ZR 17 M/C (58W) TL	Phantom Sportscomp Fr.	2636300	180/55 ZR 17 M/C (73W) TL	Phantom Sportscomp	2.25	2.50
MT-07 Tracer	RM 14; RM 15	689	2016	10				2906900	120/70 ZR 17 M/C (58W) TL	Diablo Rosso Corsa II Fr.	2907100	180/55 ZR 17 M/C (73W) TL	Diablo Rosso Corsa II	2.25	2.50
MT-07 Tracer	RM 14; RM 15	689	2016					2387600	120/70 ZR 17 M/C (58W) TL	Angel GT Fr.	2317600	180/55 ZR 17 M/C (73W) TL	Angel GT	2.25	2.50
MT-07; ABS (all versions)	RM 04	686	2014	10				3111300	120/70 ZR 17 M/C (58W) TL	Angel GT II Fr.	3112000	180/55 ZR 17 M/C (73W) TL	Angel GT II	2.25	2.50
MT-07; ABS (all versions)	RM 04	686	2014	10				2812600	120/70 ZR 17 M/C (58W) V3 TL	Diablo Supercorsa SP Fr.	3106800	180/55 ZR 17 M/C (73W) V3 TL	Diablo Supercorsa SP	2.25	2.50
MT-07; ABS (all versions)	RM 04	686	2014	10				2906900	120/70 ZR 17 M/C (58W) TL	Diablo Rosso Corsa II Fr.	2907100	180/55 ZR 17 M/C (73W) TL	Diablo Rosso Corsa II	2.25	2.50
MT-07; ABS (all versions)	RM 04	686	2014	10				2166900	120/70 ZR 17 M/C (58W) TL	Diablo Supercorsa SP Fr.	2244800	180/55 ZR 17 M/C (73W) TL	Diablo Supercorsa SP	2.25	2.50
MT-07; ABS (all versions)	RM 04	686	2014					2387600	120/70 ZR 17 M/C (58W) TL	Angel GT Fr.	2317600	180/55 ZR 17 M/C (73W) TL	Angel GT	2.25	2.50
MT-07; ABS (all versions)	RM 04	686	2014					2635200	120/70 ZR 17 M/C (58W) TL	Diablo Rosso III Fr.	2635500	180/55 ZR 17 M/C (73W) TL	Diablo Rosso III	2.25	2.50
MT-07; ABS (all versions)	RM 04	686	2014					2291900	120/70 ZR 17 M/C (58W) TL	Diablo Rosso II K Fr.	2068500	180/55 ZR 17 M/C (73W) TL	Diablo Rosso II	2.25	2.50
MT-09 Tracer	RM 29	850	2015	10				3111300	120/70 ZR 17 M/C (58W) TL	Angel GT II Fr.	3112000	180/55 ZR 17 M/C (73W) TL	Angel GT II	2.50	2.90
MT-09 Tracer	RM 29	850	2015					2387600	120/70 ZR 17 M/C (58W) TL	Angel GT Fr.	2317600	180/55 ZR 17 M/C (73W) TL	Angel GT	2.50	2.90
MT-09 Tracer	RM 29	850	2015					2526300	120/70 ZR 17 M/C (58W) TL	Scorpion Trail II Fr.	2527400	180/55 ZR 17 M/C (73W) TL	Scorpion Trail II	2.50	2.90
MT-09 Tracer	RM 29	850	2015					2635200	120/70 ZR 17 M/C (58W) TL	Diablo Rosso III Fr.	2635500	180/55 ZR 17 M/C (73W) TL	Diablo Rosso III	2.50	2.90
MT-09 Tracer MY 2017 -	RM 43	850	2017	10				3111300	120/70 ZR 17 M/C (58W) TL	Angel GT II Fr.	3112000	180/55 ZR 17 M/C (73W) TL	Angel GT II	2.50	2.90
MT-09 Tracer MY 2017 -	RM 43	850	2017					2526300	120/70 ZR 17 M/C (58W) TL	Scorpion Trail II Fr.	2527400	180/55 ZR 17 M/C (73W) TL	Scorpion Trail II	2.50	2.90
MT-09 Tracer MY 2017 -	RM 43	850	2017					2387600	120/70 ZR 17 M/C (58W) TL	Angel GT Fr.	2317600	180/55 ZR 17 M/C (73W) TL	Angel GT	2.50	2.90
MT-09 Tracer MY 2017 -	RM 43	850	2017	10				2636200	120/70 ZR 17 M/C (58W) TL	Phantom Sportscomp Fr.	2636300	180/55 ZR 17 M/C (73W) TL	Phantom Sportscomp	2.50	2.90
MT-09 Tracer MY 2017 -	RM 43	850	2017					2635200	120/70 ZR 17 M/C (58W) TL	Diablo Rosso III Fr.	2635500	180/55 ZR 17 M/C (73W) TL	Diablo Rosso III	2.50	2.90
MT-09; SP MY 2017 -	RM 43	850	2017	10				3111300	120/70 ZR 17 M/C (58W) TL	Angel GT II Fr.	3112000	180/55 ZR 17 M/C (73W) TL	Angel GT II	2.50	2.90
MT-09; SP MY 2017 -	RM 43	850	2017					2526300	120/70 ZR 17 M/C (58W) TL	Scorpion Trail II Fr.	2527400	180/55 ZR 17 M/C (73W) TL	Scorpion Trail II	2.50	2.90
MT-09; SP MY 2017 -	RM 43	850	2017					2636200	120/70 ZR 17 M/C (58W) TL	Phantom Sportscomp Fr.	2636300	180/55 ZR 17 M/C (73W) TL	Phantom Sportscomp	2.50	2.90
MT-09; SP MY 2017 -	RM 43	850	2017					2635200	120/70 ZR 17 M/C (58W) TL	Diablo Rosso III Fr.	2635500	180/55 ZR 17 M/C (73W) TL	Diablo Rosso III	2.50	2.90
MT-09; Street Rally; Sport Tracker	RM 29	850	2013					2812600	120/70 ZR 17 M/C (58W) V3 TL	Diablo Supercorsa SP Fr.	3106800	180/55 ZR 17 M/C (73W) V3 TL	Diablo Supercorsa SP	2.50	2.90
MT-09; Street Rally; Sport Tracker	RM 29	850	2013	10				3111300	120/70 ZR 17 M/C (58W) TL	Angel GT II Fr.	3112000	180/55 ZR 17 M/C (73W) TL	Angel GT II	2.50	2.90
MT-09; Street Rally; Sport Tracker	RM 29	850	2013					2166900	120/70 ZR 17 M/C (58W) TL	Diablo Supercorsa SP Fr.	2244800	180/55 ZR 17 M/C (73W) TL	Diablo Supercorsa SP	2.50	2.90
MT-09; Street Rally; Sport Tracker	RM 29	850	2013					2526300	120/70 ZR 17 M/C (58W) TL	Scorpion Trail II Fr.	2527400	180/55 ZR 17 M/C (73W) TL	Scorpion Trail II	2.50	2.90
MT-09; Street Rally; Sport Tracker	RM 29	850	2013	10				2906900	120/70 ZR 17 M/C (58W) TL	Diablo Rosso Corsa II Fr.	2907100	180/55 ZR 17 M/C (73W) TL	Diablo Rosso Corsa II	2.50	2.90
MT-09; Street Rally; Sport Tracker	RM 29	850	2013					2387600	120/70 ZR 17 M/C (58W) TL	Angel GT Fr.	2317600	180/55 ZR 17 M/C (73W) TL	Angel GT	2.50	2.90
MT-09; Street Rally; Sport Tracker	RM 29	850	2013					2635200	120/70 ZR 17 M/C (58W) TL	Diablo Rosso III Fr.	2635500	180/55 ZR 17 M/C (73W) TL	Diablo Rosso III	2.50	2.90
MT-09; Street Rally; Sport Tracker	RM 29	850	2013					1734600	120/70 ZR 17 M/C (58W) TL	Diablo Rosso Corsa Fr.	1927700	180/55 ZR 17 M/C (73W) TL	Diablo Rosso Corsa	2.50	2.90
MT-09; Street Rally; Sport Tracker	RM 29	850	2013					2291900	120/70 ZR 17 M/C (58W) TL	Diablo Rosso II K Fr.	2068500	180/55 ZR 17 M/C (73W) TL	Diablo Rosso II	2.50	2.90
MT-10; SP MY 2016 -	RM 45	1000	2016	10				3111300	120/70 ZR 17 M/C (58W) TL	Angel GT II Fr.	3112400	190/55 ZR 17 M/C (75W) TL	Angel GT II	2.50	2.90
MT-10; SP MY 2016 -	RM 45	1000	2016	10				2906900	120/70 ZR 17 M/C (58W) TL	Diablo Rosso Corsa II Fr.	2907400	190/55 ZR 17 M/C (75W) TL	Diablo Rosso Corsa II	2.50	2.90
MT-10; SP MY 2016 -	RM 45	1000	2016					2526300	120/70 ZR 17 M/C (58W) TL	Scorpion Trail II Fr.	2527500	190/55 ZR 17 M/C (75W) TL	Scorpion Trail II	2.50	2.90
MT-10; SP MY 2016 -	RM 45	1000	2016					2387600	120/70 ZR 17 M/C (58W) TL	Angel GT Fr.	2317800	190/55 ZR 17 M/C (75W) TL	Angel GT	2.50	2.90
MT-10; SP MY 2016 -	RM 45	1000	2016					2635200	120/70 ZR 17 M/C (58W) TL	Diablo Rosso III Fr.	2635800	190/55 ZR 17 M/C (75W) TL	Diablo Rosso III	2.50	2.90
MT-10; SP MY 2016 -	RE 29	125	2017					2583900	100/80 - 17 M/C 52H TL	Sport Demon Fr.	2589500	130/70 - 17 M/C 62H TL	Sport Demon	1.80	2.25
MT-125 MY 2017 -	RE 29	125	2017					2580800	100/80 - 17 M/C 52S TL	Angel City Fr.	3243400	130/70 - 17 M/C 62S TL	Angel City	1.80	2.25
Neo's / UBS MY 2018 -	SA 61	50	2018					2769700	120/70 - 12 51P TL	Angel Scooter Fr.	2771000	130/70 - 12 62P reinf. TL	Angel Scooter	1.75	2.25
Neo's / UBS MY 2018 -	SA 61	50	2018					2925400	120/70 - 12 58P reinf. TL	Diablo Rosso Scooter	2925500	130/70 - 12 62P reinf. TL	Diablo Rosso Scooter	1.75	2.25

FITMENT MOTORCYCLE / 230

Footnotes see last page



MODEL	TYPE	CC	MY From	MY To	Footnotes	FRONT			REAR			Pressure	
						IP-Code	Dimension	Tread	IP-Code	Dimension	Tread	Front	Rear
Neo's 50 MY 2004 -	SA 15; SA 34	50	2004			2769700	120/70 - 12 51P TL	Angel Scooter Fr.	2771000	130/70 - 12 62P reinf. TL	Angel Scooter	1.75	2.00
Neo's 50 MY 2004 -	SA 15; SA 34	50	2004			2925400	120/70 - 12 58P reinf. TL	Diablo Rosso Scooter	2925500	130/70 - 12 62P reinf. TL	Diablo Rosso Scooter	1.75	2.00
PW 50		50			6	1663900	2.50 - 10 NHS TT	Scorpion MX Mid Soft 32 Fr.	1663900	2.50 - 10 NHS TT	Scorpion MX Mid Soft 32 Fr.	-	-
PW 80		80			6	1664100	60/100 - 14 NHS TT	Scorpion MX Mid Soft 32 Fr.	1664500	80/100 - 12 NHS TT	Scorpion MX Mid Soft 32	-	-
RD 125 LC	10 W	125	1982	1986		1966900	2.75 - 18 M/C 42P TL	City Demon Fr.	1340900	3.25 - 18 M/C 52S TT	City Demon	1.60	2.00
RD 80 LC	30 W	80	1983			1966900	2.75 - 18 M/C 42P TL	City Demon Fr.	3745300	3.00 - 18 M/C 52P reinf. TL	City Demon	2.25	2.80
SCR 950 (XVS 950 CXR-A) MY 2017 -	VN 07	950	2017		10	2526700	100/90 - 19 M/C 57V TL	Scorpion Trail II Fr.	2527000	140/80 R 17 M/C 69V TL	Scorpion Trail II	2.80	2.80
SCR 950 (XVS 950 CXR-A) MY 2017 -	VN 07	950	2017		10	2865300	100/90 - 19 M/C 57V M+S TL	Scorpion Rally STR Fr.	2865500	140/80 R 17 M/C 69V M+S TL	Scorpion Rally STR	2.80	2.80
SR 400 MY 2014 -	RH 05	400	2014			1341000	90/100 - 18 M/C 54S TL	City Demon Fr.	1404500	110/90 - 18 M/C 61H TL	Sport Demon	2.00	2.25
SZR 660	4SU	660				2635000	110/70 ZR 17 M/C 54W TL	Diablo Rosso III Fr.	2635300	150/60 ZR 17 M/C 66W TL	Diablo Rosso III	2.50	2.90
SZR 660	4SU	660				2069900	110/70 ZR 17 M/C 54W TL	Diablo Rosso II Fr.	2070100	150/60 ZR 17 M/C 66W TL	Diablo Rosso II	2.50	2.90
TDM 850	3VD	850	1991		14	1404200	110/80 - 18 M/C 58V TL	Sport Demon Fr.	1343300	150/70 - 17 M/C 69H TL	Sport Demon	2.20	2.60
TDM 850	3VD	850	1991		10	2919600	110/80 - 18 M/C 58V TL	Phantom Sportscomp RS Fr.	2690200	150/70 R 17 M/C 69H TL	Phantom Sportscomp	2.20	2.60
TDM 900	RN 08	900	2002			2317200	120/70 ZR 18 M/C (59W) TL	Angel GT Fr.	2317400	160/60 ZR 17 M/C 69H TL	Angel GT	2.50	2.90
TDM 900 MY 2004 -	RN 11; RN 18	900	2004			2317200	120/70 ZR 18 M/C (59W) TL	Angel GT Fr.	2317400	160/60 ZR 17 M/C (69W) TL	Angel GT	2.50	2.90
TDR 125	4GW	125	1993	1996		1419700	100/90 - 18 M/C 56H TL	Sport Demon Fr.	1343200	130/80 - 17 M/C 65H TL	Sport Demon	1.60	1.80
TDR 125	5AN; DE 04	125	1997			1419700	100/90 - 18 M/C 56H TL	Sport Demon Fr.	1343200	130/80 - 17 M/C 65H TL	Sport Demon	1.60	1.80
Ténérité 700 MY 2019 -		700	2019		10	2526800	90/90 - 21 M/C 54V TL	Scorpion Trail II Fr.	2803200	150/70 R 18 M/C 70V TL	Scorpion Trail II	-	-
Ténérité 700 MY 2019 -		700	2019			3287200	90/90 - 21 M/C 54V M+S A TL	Scorpion Rally STR Fr.	2803500	150/70 R 18 M/C 70V M+S TL	Scorpion Rally STR	-	-
Ténérité 700 MY 2019 -		700	2019		10	1417500	90/90 - 21 M/C 54V TL	MT 90 Front A/T Fr.	1421900	150/70 R 18 M/C 70V TL	MT 90 A/T	-	-
Teo's 125	SE 04	125	2001		26	2770900	120/70 - 12 58P reinf. TL	Angel Scooter	2770900	120/70 - 12 58P reinf. TL	Angel Scooter	-	-
Teo's 125	SE 04	125	2001			2925400	120/70 - 12 58P reinf. TL	Diablo Rosso Scooter	2925400	120/70 - 12 58P reinf. TL	Diablo Rosso Scooter	-	-
T-Max / DX; XP 530 E-A MY 2017 -	SJ 14	530	2017			2768900	120/70 R 15 M/C 56H TL	Diablo Rosso Scooter Fr.	2769400	160/60 R 15 M/C 67H TL	Diablo Rosso Scooter	2.25	2.80
T-Max / SX; XP 530 E-A MY 2017 -	SJ 14	530	2017			2768900	120/70 R 15 M/C 56H TL	Diablo Rosso Scooter Fr.	2769400	160/60 R 15 M/C 67H TL	Diablo Rosso Scooter	2.25	2.80
T-Max XP 500 MY 2001 -	SJ 01	500	2001			2768500	120/70 - 14 M/C 55S TL	Diablo Rosso Scooter Fr.	2769200	150/70 - 14 M/C 66S TL	Diablo Rosso Scooter	2.25	2.50
T-Max XP 500 MY 2001 -	SJ 01	500	2001			2768500	120/70 - 14 M/C 55S TL	Diablo Rosso Scooter Fr.	2590300	150/70 - 14 M/C 66S TL	Diablo Scooter	2.25	2.50
T-Max XP 500 / ABS MY 2004 -	SJ 03 / SJ 05	500	2004			2768600	120/70 R 14 M/C 55H TL	Diablo Rosso Scooter Fr.	2769400	160/60 R 15 M/C 67H TL	Diablo Rosso Scooter	2.25	2.80
T-Max XP 500 / ABS MY 2008 -	SJ 06	500	2008			2768900	120/70 R 15 M/C 56H TL	Diablo Rosso Scooter Fr.	2769400	160/60 R 15 M/C 67H TL	Diablo Rosso Scooter	2.25	2.80
T-Max XP 500 White Max MY 2010 -	SJ 06	500	2010			2768900	120/70 R 15 M/C 56H TL	Diablo Rosso Scooter Fr.	2769400	160/60 R 15 M/C 67H TL	Diablo Rosso Scooter	2.25	2.80
T-Max XP 500; ABS	SJ 09	530	2012			2768900	120/70 R 15 M/C 56H TL	Diablo Rosso Scooter Fr.	2769400	160/60 R 15 M/C 67H TL	Diablo Rosso Scooter	2.25	2.80
Tracer 900; GT MY 2018 -	RN 57	850	2018		10	3111300	120/70 ZR 17 M/C (58W) TL	Angel GT II Fr.	3112000	180/55 ZR 17 M/C (73W) TL	Angel GT II	2.50	2.90
Tracer 900; GT MY 2018 -	RN 57	850	2018		10	2526300	120/70 ZR 17 M/C (58W) TL	Scorpion Trail II Fr.	2527400	180/55 ZR 17 M/C (73W) TL	Scorpion Trail II	2.50	2.90
Tracer 900; GT MY 2018 -	RN 57	850	2018		10	2387600	120/70 ZR 17 M/C (58W) TL	Angel GT Fr.	2317600	180/55 ZR 17 M/C (73W) TL	Angel GT	2.50	2.90
Tracer 900; GT MY 2018 -	RN 57	850	2018		10	2636200	120/70 ZR 17 M/C (58W) TL	Phantom Sportscomp Fr.	2636300	180/55 ZR 17 M/C (73W) TL	Phantom Sportscomp	2.50	2.90
Tracer 900; GT MY 2018 -	RN 57	850	2018		10	2906900	120/70 ZR 17 M/C (58W) TL	Diablo Rosso Corsa II Fr.	2907100	180/55 ZR 17 M/C (73W) TL	Diablo Rosso Corsa II	2.50	2.90
Tracer 900; GT MY 2018 -	RN 57	850	2018		10	2635200	120/70 ZR 17 M/C (58W) TL	Diablo Rosso III Fr.	2635500	180/55 ZR 17 M/C (73W) TL	Diablo Rosso III	2.50	2.90
Tricity; MW 125 MY 2017 -	SEC2	125	2017			2770200	90/80 - 14 M/C 49S reinf. TL	Angel Scooter Fr.	2771200	130/70 - 13 M/C 63P reinf. TL	Angel Scooter	2.00	2.25
TRX 850	4 UN	850	1996		10	3111700	120/60 ZR 17 M/C (55W) TL	Angel GT II Fr.	3111700	160/60 ZR 17 M/C (69W) TL	Angel GT II	2.50	2.90
TRX 850	4 UN	850	1996			2316900	120/60 ZR 17 M/C (55W) TL	Angel GT Fr.	2317400	160/60 ZR 17 M/C (69W) TL	Angel GT	2.50	2.90
TRX 850	4 UN	850	1996			2635100	120/60 ZR 17 M/C (55W) TL	Diablo Rosso III Fr.	2635400	160/60 ZR 17 M/C (69W) TL	Diablo Rosso III	2.50	2.90
TRX 850	4 UN	850	1996			2070000	120/60 ZR 17 M/C (55W) TL	Diablo Rosso II Fr.	2070200	160/60 ZR 17 M/C (69W) TL	Diablo Rosso II	2.50	2.90
TRX 850	4 UN	850	1996			2595800	120/60 ZR 17 M/C (55W) TL	Angel ST Fr.	1968800	160/60 ZR 17 M/C (69W) TL	Angel ST	2.50	2.90
TT 600 R; RE	DJ 01	600	1998			3745900	90/90 - 21 M/C 54R TT	MT 21 Fr.	0697900	130/90 - 18 M/C 69R TT	MT 21	2.20	2.40
TT-R 125		125	2005		6	1664200	70/100 - 17 NHS TT	Scorpion MX Mid Soft 32 Fr.	1664600	90/100 - 14 NHS TT	Scorpion MX Mid Soft 32	-	-
TT-R 90		90			6	1664100	60/100 - 14 NHS TT	Scorpion MX Mid Soft 32 Fr.	1664500	80/100 - 12 NHS TT	Scorpion MX Mid Soft 32	-	-
TZR 125	4 FL	125	1997			2046800	110/70 - 17 M/C 54H TL	Sport Demon Fr.	2589600	140/70 - 17 M/C 66H TL	Sport Demon	1.75	2.25
TZR 125	4 FL	125	1997			2702200	110/70 - 17 M/C 54S TL	Angel City	3566600	140/70 - 17 M/C 66S TL	Angel City	1.75	2.25
TZR 50	RA 03	50	2005			2583900	100/80 - 17 M/C 52H TL	Sport Demon Fr.	2589500	130/70 - 17 M/C 62H TL	Sport Demon	-	-

YAMAHA (continued)

YAMAHA (continued)

TZR 50	RA 03	50	2005							2580800	100/80 - 17 M/C 52S TL	Angel City Fr.	3243400	130/70 - 17 M/C 62S TL	Angel City	-	-
Vity MY 2008 -	SE 42	125	2008						2903100	100/90 - 10 56J TL	Angel Scooter	2903100	100/90 - 10 56J TL	Angel Scooter	1.75	2.00	
VP 250 (X-City 250)	SG 19	250	2007						1628800	120/70 - 16 M/C 57P TL	Sport Demon Fr.	1628900	140/70 - 15 M/C 69P reinf. TL	Sport Demon	1.80	2.00	
VP 300 Versity	SH 01	300	2003						2768700	120/80 - 14 M/C 58S TL	Diablo Rosso Scooter Fr.	2769200	150/70 - 14 M/C 66S TL	Diablo Rosso Scooter	2.30	2.30	
VP 300 Versity	SH 01	300	2003						2590200	120/80 - 14 M/C 58S TL	Diablo Scooter Fr.	2590300	150/70 - 14 M/C 66S TL	Diablo Scooter	2.30	2.30	
WR 125 R	DE 07	125	2009					23	1005100	80/90 - 21 M/C 48S TT	MT 90 Front AT	1004500	110/80 - 18 M/C 58S TT	MT 90 AT	2.00	2.25	
WR 125 R	DE 07	125	2009					23	0341400	80/90 - 21 M/C 48P TT	MT 21 Fr.	0341500	110/80 - 18 M/C 58P TT	MT 21	2.00	2.25	
WR 125 X	DE 07	125	2009					23	2046800	110/70 - 17 M/C 54H TL	Sport Demon Fr.	2589800	140/70 - 17 M/C 66H TL	Sport Demon	2.00	2.25	
WR 125 X	DE 07	125	2009					10	2702200	110/70 - 17 M/C 54S TL	Angel City	3566600	140/70 - 17 M/C 66S TL	Angel City	2.00	2.25	
WR 250 F MY 2001 -	CG	250	2001					10	2322100	90/90 - 21 M/C 54M M+S TT	Scorpion PRO Fr.	2322200	120/90 - 18 M/C 65M M+S TT	Scorpion PRO	2.10	2.40	
WR 250 F MY 2001 -	CG	250	2001					10	2322100	90/90 - 21 M/C 54M M+S TT	Scorpion PRO Fr.	2322300	140/80 - 18 M/C 70M M+S TT	Scorpion PRO	2.10	2.40	
WR 250 F MY 2001 -	CG	250	2001					10	2322100	90/90 - 21 M/C 54M M+S TT	MT 21 Fr.	0341000	140/80 - 18 M/C 70R TT	MT 21	2.10	2.40	
WR 250 F MY 2001 -	CG	250	2001					10	3745900	90/90 - 21 M/C 54R TT	MT 21 Fr.	0697900	130/90 - 18 M/C 69R TT	MT 21	2.10	2.40	
WR 250 F MY 2006 -	CG	250	2006					10	1745300	90/90 - 21 M/C 54R MST TT	Scorpion Rally Fr.	1688700	140/80 - 18 M/C 70R MST TT	Scorpion Rally	2.10	2.40	
WR 250 F MY 2006 -	CG	250	2006					10	2322100	90/90 - 21 M/C 54M M+S TT	Scorpion PRO Fr.	2322300	140/80 - 18 M/C 70M M+S TT	Scorpion PRO	2.10	2.40	
WR 250 F MY 2006 -	CG	250	2006					10	3745900	90/90 - 21 M/C 54R TT	MT 21 Fr.	0341000	140/80 - 18 M/C 70R TT	MT 21	2.10	2.40	
WR 250 R	DG 20	250	2008					10	1767900	80/100 - 21 M/C 51R M+S TT	Scorpion XC Mid Hard Fr.	3652000	120/80 - 18 M/C 62R TT	MT 21	1.50	2.00	
WR 250 X	DG 20	250	2008					10	3657000	110/70 ZR 17 M/C 54W V3 TL	Diablo Supercorsa SP Fr.	3657100	140/70 ZR 17 M/C 66W V3 TL	Diablo Supercorsa SP	1.50	2.00	
WR 250 X	DG 20	250	2008					10	2854900	110/70 R 17 M/C 54H TL	Diablo Rosso III Fr.	2855000	140/70 R 17 M/C 66H TL	Diablo Rosso III	1.50	2.00	
WR 250 X	DG 20	250	2008					10	2069900	110/70 ZR 17 M/C 54W TL	Diablo Rosso II Fr.	2055400	140/70 R 17 M/C 66H TL	Diablo Rosso II	1.50	2.00	
WR 250 X	DG 20	250	2008					10	2072500	110/70 R 17 M/C 54H TL	Diablo Rosso II Fr.	2055400	140/70 R 17 M/C 66H TL	Diablo Rosso II	1.50	2.00	
WR 426 F	CJ	426	2001	2002				10	2322100	90/90 - 21 M/C 54M M+S TT	Scorpion PRO Fr.	2322200	120/90 - 18 M/C 65M M+S TT	Scorpion PRO	2.10	2.40	
WR 426 F	CJ	426	2001	2002				10	1745300	90/90 - 21 M/C 54R MST TT	Scorpion Rally Fr.	1688700	140/80 - 18 M/C 70R MST TT	Scorpion Rally	2.10	2.40	
WR 426 F	CJ	426	2001	2002				10	2322100	90/90 - 21 M/C 54M M+S TT	Scorpion PRO Fr.	2322300	140/80 - 18 M/C 70M M+S TT	Scorpion PRO	2.10	2.40	
WR 426 F	CJ	426	2001	2002				10	3745900	90/90 - 21 M/C 54R TT	MT 21 Fr.	0341000	140/80 - 18 M/C 70R TT	MT 21	2.10	2.40	
WR 426 F	CJ	426	2001	2002				10	3745900	90/90 - 21 M/C 54R TT	MT 21 Fr.	0342400	120/90 - 18 M/C 65R TT	MT 21	2.10	2.40	
WR 426 F	CJ	426	2001	2002				10	3745900	90/90 - 21 M/C 54R TT	MT 21 Fr.	0697900	130/90 - 18 M/C 69R TT	MT 21	2.10	2.40	
WR 450 F	CJ 04	450	2003					10	2322100	90/90 - 21 M/C 54M M+S TT	Scorpion PRO Fr.	2322300	140/80 - 18 M/C 70M M+S TT	Scorpion PRO	2.10	2.40	
WR 450 F	CJ 04	450	2003					10	2322100	90/90 - 21 M/C 54M M+S TT	Scorpion PRO Fr.	2322200	120/90 - 18 M/C 65M M+S TT	Scorpion PRO	2.10	2.40	
WR 450 F	CJ 04	450	2003					10	3745900	90/90 - 21 M/C 54R TT	MT 21 Fr.	0697900	130/90 - 18 M/C 69R TT	MT 21	2.10	2.40	
WR 450 F	CJ 09; CJ 12; CJ 13	450	2006					10	1745300	90/90 - 21 M/C 54R MST TT	Scorpion Rally Fr.	1688700	140/80 - 18 M/C 70R MST TT	Scorpion Rally	2.10	2.40	
WR 450 F	CJ 09; CJ 12; CJ 13	450	2006					10	2322100	90/90 - 21 M/C 54M M+S TT	Scorpion PRO Fr.	2322300	140/80 - 18 M/C 70M M+S TT	Scorpion PRO	2.10	2.40	
WR 450 F	CJ 09; CJ 12; CJ 13	450	2006					10	3745900	90/90 - 21 M/C 54R TT	MT 21 Fr.	0697900	130/90 - 18 M/C 69R TT	MT 21	2.10	2.40	
WR 450 F	CJ 09; CJ 12; CJ 13	450	2006					10	3745900	90/90 - 21 M/C 54R TT	MT 21 Fr.	0341000	140/80 - 18 M/C 70R TT	MT 21	2.10	2.40	
WR 450 F	DJ 03	450	2012					10	3745900	90/90 - 21 M/C 54R TT	MT 21 Fr.	0697900	130/90 - 18 M/C 69R TT	MT 21	2.10	2.00	
WR 450 F MY 2016 -	WR	450	2016					10	2322100	90/90 - 21 M/C 54M M+S TT	Scorpion PRO Fr.	2322300	140/80 - 18 M/C 70M M+S TT	Scorpion PRO	1.50	1.50	
WR 450 F MY 2016 -	WR	450	2016					10	1745300	90/90 - 21 M/C 54R MST TT	Scorpion Rally Fr.	1688700	140/80 - 18 M/C 70R MST TT	Scorpion Rally	1.50	1.50	
WR 450 F MY 2016 -	WR	450	2016					10	2322100	90/90 - 21 M/C 54M M+S TT	Scorpion PRO Fr.	2322200	120/90 - 18 M/C 65M M+S TT	Scorpion PRO	1.50	1.50	
WR 450 F MY 2016 -	WR	450	2016					10	3745900	90/90 - 21 M/C 54R TT	MT 21 Fr.	0697900	130/90 - 18 M/C 69R TT	MT 21	1.50	1.50	
WR 450 F MY 2016 -	WR	450	2016					10	3745900	90/90 - 21 M/C 54R TT	MT 21 Fr.	0341000	140/80 - 18 M/C 70R TT	MT 21	1.50	1.50	
WR 450 F MY 2016 -	WR	450	2016					10	1767900	80/100 - 21 M/C 51R M+S TT	Scorpion XC Mid Hard Fr.	1804600	140/80 - 18 M/C 70M M+S TT	Scorpion XC Mid Hard	1.50	1.50	
WR 450 F MY 2016 -	WR	450	2016					10	3745900	90/90 - 21 M/C 54R TT	MT 21 Fr.	0342400	120/90 - 18 M/C 65R TT	MT 21	1.50	1.50	
XC 125 Cygnus	3 TE	125	1990						2903100	100/90 - 10 56J TL	Angel Scooter	2903100	100/90 - 10 56J TL	Angel Scooter	1.50	1.50	
XC 125 T; Cygnus 125	4 NB	125	1995						2903000	3.50 - 10 59J reinf. TL	Angel Scooter	2903000	3.50 - 10 59J reinf. TL	Angel Scooter	1.50	2.50	
XC 125 T; TR	4 NB	125	2004						2903000	3.50 - 10 59J reinf. TL	Angel Scooter	2903000	3.50 - 10 59J reinf. TL	Angel Scooter	1.50	2.50	
XC 125 X; Cygnus X 125 MY 2004 - 2006	SE 08	125	2004	2006					2925300	110/70 - 12 47P TL	Diablo Rosso Scooter	2925400	120/70 - 12 58P reinf. TL	Diablo Rosso Scooter	2.00	2.25	
XC 125 X; Cygnus X 125 MY 2004 - 2006	SE 08	125	2004	2006					2769500	110/70 - 12 47P TL	Angel Scooter	2770900	120/70 - 12 58P reinf. TL	Angel Scooter	2.00	2.25	
XC 125 X; Cygnus X 125 MY 2007 -	SE 41	125	2007						2925300	110/70 - 12 47P TL	Diablo Rosso Scooter	2925400	120/70 - 12 58P reinf. TL	Diablo Rosso Scooter	2.00	2.25	
XC 125 X; Cygnus X 125 MY 2007 -	SE 41	125	2007						2769500	110/70 - 12 47P TL	Angel Scooter	2770900	120/70 - 12 58P reinf. TL	Angel Scooter	2.00	2.25	
XC 185 Beluga		185							2903100	100/90 - 10 56J TL	Angel Scooter	2903100	100/90 - 10 56J TL	Angel Scooter	-	-	
Xenter 125; HW125 MY 2017 -	SED4	125	2017						2770600	100/80 - 16 M/C 50P TL	Angel Scooter Fr.	2772000	120/80 - 16 M/C 60P TL	Angel Scooter	1.75	2.25	
XF 50 (Giggle) MY 2008 -	SA 35	50	2008						0737100	120/90 - 10 66J TL	SL 26	0737100	120/90 - 10 66J TL	SL 26	-	-	



MODEL	TYPE	CC	MY From	MY To	Footnotes	FRONT			REAR			Pressure	
						IP-Code	Dimension	Tread	IP-Code	Dimension	Tread	Front	Rear
YAMAHA (continued)													
XF 50 (Giggle) MY 2008 -	SA 35	50	2008			0550500	120/90 - 10 57J TL	SL 60	0550500	120/90 - 10 57J TL	SL 60	-	-
XJ 600 S / N Diversion 45kW	4BR;4BRA;4BRB;4LX	600		14		1343000	110/80 - 17 M/C 57H TL	Sport Demon Fr.	1343400	130/70 - 18 M/C 63H TL	Sport Demon	2.30	2.80
XJ 600 S/N 20kW; 25kW; 37kW	4BRA; 4BRB; 4LX	600	1996			1343000	110/80 - 17 M/C 57H TL	Sport Demon Fr.	1343400	130/70 - 18 M/C 63H TL	Sport Demon	2.30	2.80
XJ 600 S/N 20kW; 25kW; 37kW	4 BRB; 4BRA; 4LX	600	1992			1343000	110/80 - 17 M/C 57H TL	Sport Demon Fr.	1343400	130/70 - 18 M/C 63H TL	Sport Demon	2.30	2.80
XJ 600 S/N 25.37kW	RJ 01	600	1998			1343000	110/80 - 17 M/C 57H TL	Sport Demon Fr.	1343400	130/70 - 18 M/C 63H TL	Sport Demon	2.00	2.80
XJ 600 S/N 45kW MY 1998 -	RJ 01	600	1998			1343000	110/80 - 17 M/C 57H TL	Sport Demon Fr.	1343400	130/70 - 18 M/C 63H TL	Sport Demon	2.00	2.80
XJ 600, 37 kW	3 KN	600	1991			1419300	90/90 - 18 M/C 51H TT	City Demon Fr.	1404500	110/90 - 18 M/C 61H TL	Sport Demon	2.30	2.80
XJ 650	4K0	650	1981			1405200	100/90 - 19 M/C 57V TL	Sport Demon Fr.	1404700	120/90 - 18 M/C 65V TL	Sport Demon	2.00	2.20
XJ 900 S Diversion	4 KM	900	1995			3111300	120/70 ZR 17 M/C (58W) TL	Angel GT II Fr.	3111600	150/70 ZR 17 M/C (69W) TL	Angel GT II	2.50	2.90
XJ6 Diversion / F (all versions)	RJ 19	600	2009			3111300	120/70 ZR 17 M/C (58W) TL	Angel GT II Fr.	3111700	160/60 ZR 17 M/C (69W) TL	Angel GT II	2.50	2.90
XJ6 Diversion / F (all versions)	RJ 19	600	2009			2387600	120/70 ZR 17 M/C (58W) TL	Angel GT Fr.	2317400	160/60 ZR 17 M/C (69W) TL	Angel GT	2.50	2.90
XJ6 Diversion / F (all versions)	RJ 19	600	2009			2906900	120/70 ZR 17 M/C (58W) TL	Diablo Rosso Corsa II Fr.	2907000	160/60 ZR 17 M/C (69W) TL	Diablo Rosso Corsa II	2.50	2.90
XJ6 Diversion / F (all versions)	RJ 19	600	2009			2635200	120/70 ZR 17 M/C (58W) TL	Diablo Rosso III Fr.	2635400	160/60 ZR 17 M/C (69W) TL	Diablo Rosso III	2.50	2.90
XJ6 Diversion / F (all versions)	RJ 19	600	2009			1734600	120/70 ZR 17 M/C (58W) TL	Diablo Rosso Corsa Fr.	1971000	160/60 ZR 17 M/C (69W) TL	Diablo Rosso Corsa	2.50	2.90
XJ6 Diversion / F (all versions)	RJ 19	600	2009			291900	120/70 ZR 17 M/C (58W) TL	Diablo Rosso II K Fr.	2070200	160/60 ZR 17 M/C (69W) TL	Diablo Rosso II	2.50	2.90
XJ6 Diversion / F (all versions)	RJ 19	600	2009			1888400	120/70 ZR 17 M/C (58W) TL	Angel ST Fr.	1868800	160/60 ZR 17 M/C (69W) TL	Angel ST	2.50	2.90
XJ6 Diversion: F (all versions)	RJ 22	600	2013			3111300	120/70 ZR 17 M/C (58W) TL	Angel GT II Fr.	3111700	160/60 ZR 17 M/C (69W) TL	Angel GT II	2.50	2.90
XJ6 Diversion: F (all versions)	RJ 22	600	2013			2387600	120/70 ZR 17 M/C (58W) TL	Angel GT Fr.	2317400	160/60 ZR 17 M/C (69W) TL	Angel GT	2.50	2.90
XJ6 Diversion: F (all versions)	RJ 22	600	2013			2635200	120/70 ZR 17 M/C (58W) TL	Diablo Rosso III Fr.	2635400	160/60 ZR 17 M/C (69W) TL	Diablo Rosso III	2.50	2.90
XJ6 Diversion: F (all versions)	RJ 22	600	2013			2291900	120/70 ZR 17 M/C (58W) TL	Diablo Rosso II K Fr.	2070200	160/60 ZR 17 M/C (69W) TL	Diablo Rosso II	2.50	2.90
XJR 1300	RP 10	1300	2004			3111300	120/70 ZR 17 M/C (58W) TL	Angel GT II Fr.	3112000	180/55 ZR 17 M/C (73W) TL	Angel GT II	2.50	2.90
XJR 1300	RP 10	1300	2004			2906900	120/70 ZR 17 M/C (58W) TL	Diablo Rosso Corsa II Fr.	2907100	180/55 ZR 17 M/C (73W) TL	Diablo Rosso Corsa II	2.50	2.90
XJR 1300	RP 10	1300	2004			2387600	120/70 ZR 17 M/C (58W) TL	Angel GT Fr.	2317600	180/55 ZR 17 M/C (73W) TL	Angel GT	2.50	2.90
XJR 1300	RP 10	1300	2004			2635200	120/70 ZR 17 M/C (58W) TL	Diablo Rosso III Fr.	2635500	180/55 ZR 17 M/C (73W) TL	Diablo Rosso III	2.50	2.90
XJR 1300	RP 10	1300	2004			1888400	120/70 ZR 17 M/C (58W) TL	Angel ST Fr.	1868500	180/55 ZR 17 M/C (73W) TL	Angel ST	2.50	2.90
XJR 1300	RP 10	1300	2004			2291900	120/70 ZR 17 M/C (58W) TL	Diablo Rosso II K Fr.	2068500	180/55 ZR 17 M/C (73W) TL	Diablo Rosso II	2.50	2.90
XJR 1300 (all versions)	RP 19	1300	2007			3111300	120/70 ZR 17 M/C (58W) TL	Angel GT II Fr.	3112000	180/55 ZR 17 M/C (73W) TL	Angel GT II	2.50	2.90
XJR 1300 (all versions)	RP 19	1300	2007			2906900	120/70 ZR 17 M/C (58W) TL	Diablo Rosso Corsa II Fr.	2907100	180/55 ZR 17 M/C (73W) TL	Diablo Rosso Corsa II	2.50	2.90
XJR 1300 (all versions)	RP 19	1300	2007			2387600	120/70 ZR 17 M/C (58W) TL	Angel GT Fr.	2317600	180/55 ZR 17 M/C (73W) TL	Angel GT	2.50	2.90
XJR 1300 (all versions)	RP 19	1300	2007			2635200	120/70 ZR 17 M/C (58W) TL	Diablo Rosso III Fr.	2635500	180/55 ZR 17 M/C (73W) TL	Diablo Rosso III	2.50	2.90
XJR 1300 (all versions)	RP 19	1300	2007			1888400	120/70 ZR 17 M/C (58W) TL	Angel ST Fr.	1868500	180/55 ZR 17 M/C (73W) TL	Angel ST	2.50	2.90
XJR 1300 (all versions)	RP 19	1300	2007			2291900	120/70 ZR 17 M/C (58W) TL	Diablo Rosso II K Fr.	2068500	180/55 ZR 17 M/C (73W) TL	Diablo Rosso II	2.50	2.90
XJR 1300; SP	RP 02	1300	1999			3111300	120/70 ZR 17 M/C (58W) TL	Angel GT II Fr.	3112000	180/55 ZR 17 M/C (73W) TL	Angel GT II	2.50	2.90
XJR 1300; SP	RP 02	1300	1999			2906900	120/70 ZR 17 M/C (58W) TL	Diablo Rosso Corsa II Fr.	2907100	180/55 ZR 17 M/C (73W) TL	Diablo Rosso Corsa II	2.50	2.90
XJR 1300; SP	RP 02	1300	1999			2387600	120/70 ZR 17 M/C (58W) TL	Angel GT Fr.	2317600	180/55 ZR 17 M/C (73W) TL	Angel GT	2.50	2.90
XJR 1300; SP	RP 02	1300	1999			2635200	120/70 ZR 17 M/C (58W) TL	Diablo Rosso III Fr.	2635500	180/55 ZR 17 M/C (73W) TL	Diablo Rosso III	2.50	2.90
XJR 1300; SP	RP 02	1300	1999			2291900	120/70 ZR 17 M/C (58W) TL	Diablo Rosso II K Fr.	2068500	180/55 ZR 17 M/C (73W) TL	Diablo Rosso II	2.50	2.90
XJR 1300; SP	RP 02	1300	1999			1888400	120/70 ZR 17 M/C (58W) TL	Angel ST Fr.	1868500	180/55 ZR 17 M/C (73W) TL	Angel ST	2.50	2.90
XJR 1300; SP	RP 06	1300	2002			3111300	120/70 ZR 17 M/C (58W) TL	Angel GT II Fr.	3112000	180/55 ZR 17 M/C (73W) TL	Angel GT II	2.50	2.90
XJR 1300; SP	RP 06	1300	2002			2387600	120/70 ZR 17 M/C (58W) TL	Angel GT Fr.	2317600	180/55 ZR 17 M/C (73W) TL	Angel GT	2.50	2.90
XJR 1300; SP	RP 06	1300	2002			2906900	120/70 ZR 17 M/C (58W) TL	Diablo Rosso Corsa II Fr.	2907100	180/55 ZR 17 M/C (73W) TL	Diablo Rosso Corsa II	2.50	2.90
XJR 1300; SP	RP 06	1300	2002			2635200	120/70 ZR 17 M/C (58W) TL	Diablo Rosso III Fr.	2635500	180/55 ZR 17 M/C (73W) TL	Diablo Rosso III	2.50	2.90
XJR 1300; SP	RP 06	1300	2002			1888400	120/70 ZR 17 M/C (58W) TL	Angel ST Fr.	1868500	180/55 ZR 17 M/C (73W) TL	Angel ST	2.50	2.90
XJR 1300; SP	RP 06	1300	2002			2291900	120/70 ZR 17 M/C (58W) TL	Diablo Rosso II K Fr.	2068500	180/55 ZR 17 M/C (73W) TL	Diablo Rosso II	2.50	2.90
XJR 1300; SP	RP 06	1300	2002			3111300	120/70 ZR 17 M/C (58W) TL	Angel GT II Fr.	3112000	180/55 ZR 17 M/C (73W) TL	Angel GT II	2.50	2.90
XJR 1300; SP	RP 06	1300	2002			2387600	120/70 ZR 17 M/C (58W) TL	Angel GT Fr.	2317600	180/55 ZR 17 M/C (73W) TL	Angel GT	2.50	2.90
XJR 1300; SP	RP 06	1300	2002			2906900	120/70 ZR 17 M/C (58W) TL	Diablo Rosso Corsa II Fr.	2907100	180/55 ZR 17 M/C (73W) TL	Diablo Rosso Corsa II	2.50	2.90
XJR 1300; SP	RP 06	1300	2002			2635200	120/70 ZR 17 M/C (58W) TL	Diablo Rosso III Fr.	2635500	180/55 ZR 17 M/C (73W) TL	Diablo Rosso III	2.50	2.90
XJR 1300; SP	RP 06	1300	2002			1888400	120/70 ZR 17 M/C (58W) TL	Angel ST Fr.	1868500	180/55 ZR 17 M/C (73W) TL	Angel ST	2.50	2.90
XJR 1300; SP	RP 06	1300	2002			2291900	120/70 ZR 17 M/C (58W) TL	Diablo Rosso II K Fr.	2068500	180/55 ZR 17 M/C (73W) TL	Diablo Rosso II	2.50	2.90
X-Max 125 MY 2017 -	SEC3	125	2017			2770500	120/70 - 15 M/C 56S TL	Angel Scooter Fr.	2771700	140/70 - 14 M/C 68S reinf. TL	Angel Scooter	2.10	2.50
X-Max 125 MY 2018 -	SEE6	125	2018			2770500	120/70 - 15 M/C 56S TL	Angel Scooter Fr.	2771700	140/70 - 14 M/C 68S reinf. TL	Angel Scooter	2.10	2.50
X-Max 300 MY 2018 -	SH13	300	2018			2770500	120/70 - 15 M/C 56S TL	Angel Scooter Fr.	2771700	140/70 - 14 M/C 68S reinf. TL	Angel Scooter	2.00	2.25
X-Max 300; CZD 300; A MY 2017 -	SH 08	300	2017			2770500	120/70 - 15 M/C 56S TL	Angel Scooter Fr.	2771700	140/70 - 14 M/C 68S reinf. TL	Angel Scooter	2.00	2.25

YAMAHA (continued)

X-Max 300; CZD 300; A	MY 2017 - SH 08	300	2017			10	2770400	120/70 - 15 M/C 56P TL	Angel Scooter Fr.	2771600	140/70 - 14 M/C 68P reinf. TL	Angel Scooter	2.00	2.25
X-Max 400 MY 2016 -	SH 11	400	2016				2768800	120/70 - 15 M/C 56S TL	Diablo Rosso Scooter Fr.	2769100	150/70 - 13 M/C 64S TL	Diablo Rosso Scooter	2.20	2.50
X-Max 400 MY 2016 -	SH 11	400	2016				2770500	120/70 - 15 M/C 56S TL	Angel Scooter Fr.	3107300	150/70 - 13 M/C 64S TL	Angel Scooter	2.20	2.50
X-MAX 400 MY 2018 -	SH12	400	2018			10	2770500	120/70 - 15 M/C 56S TL	Angel Scooter Fr.	3107300	150/70 - 13 M/C 64S TL	Angel Scooter	2.20	2.50
X-MAX 400 MY 2018 -	SH12	400	2018			10	2768800	120/70 - 15 M/C 56S TL	Diablo Rosso Scooter Fr.	2769100	150/70 - 13 M/C 64S TL	Diablo Rosso Scooter	2.20	2.50
XS 400 SE	4G5	400	1981			23	2375600	3.00 - 18 M/C 47S TL	City Demon Fr.	1545700	120/90 - 16 M/C 63S TL	City Demon	1.80	2.00
XSR 700	RM 11; RM 12	686	2015			10	3111300	120/70 ZR 17 M/C (58W) TL	Angel GT II Fr.	3112000	180/55 ZR 17 M/C (73W) TL	Angel GT II	2.25	2.50
XSR 700	RM 11; RM 12	686	2015				2526300	120/70 ZR 17 M/C (58W) TL	Scorpion Trail II Fr.	2527400	180/55 ZR 17 M/C (73W) TL	Scorpion Trail II	2.25	2.50
XSR 700	RM 11; RM 12	686	2015			10	2906900	120/70 ZR 17 M/C (58W) TL	Diablo Rosso Corsa II Fr.	2907100	180/55 ZR 17 M/C (73W) TL	Diablo Rosso Corsa II	2.25	2.50
XSR 700	RM 11; RM 12	686	2015			23	2387600	120/70 ZR 17 M/C (58W) TL	Angel GT Fr.	2317600	180/55 ZR 17 M/C (73W) TL	Angel GT	2.25	2.50
XSR 700	RM 11; RM 12	686	2015				2635200	120/70 ZR 17 M/C (58W) TL	Diablo Rosso III Fr.	2635500	180/55 ZR 17 M/C (73W) TL	Diablo Rosso III	2.25	2.50
XSR 700	RM 11; RM 12	686	2015				2636000	120/70 ZR 17 M/C (58W) TL	MT 60 RS Fr.	2636100	180/55 ZR 17 M/C (73W) TL	MT 60 RS	2.25	2.50
XSR 700	RM 11; RM 12	686	2015				1566300	120/70 R 17 M/C (58W) TL	Phantom Sportscomp Fr.	1566400	180/55 R 17 M/C (73W) TL	Phantom Sportscomp	2.25	2.50
XSR 900	RN 43	900	2016			10	3111300	120/70 ZR 17 M/C (58W) TL	Angel GT II Fr.	3112000	180/55 ZR 17 M/C (73W) TL	Angel GT II	2.50	2.90
XSR 900	RN 43	900	2016				2387600	120/70 ZR 17 M/C (58W) TL	Angel GT Fr.	2317600	180/55 ZR 17 M/C (73W) TL	Angel GT	2.50	2.90
XSR 900	RN 43	900	2016			10	2906900	120/70 ZR 17 M/C (58W) TL	Diablo Rosso Corsa II Fr.	2907100	180/55 ZR 17 M/C (73W) TL	Diablo Rosso Corsa II	2.50	2.90
XSR 900	RN 43	900	2016				2526300	120/70 ZR 17 M/C (58W) TL	Scorpion Trail II Fr.	2527400	180/55 ZR 17 M/C (73W) TL	Scorpion Trail II	2.50	2.90
XSR 900	RN 43	900	2016				2636200	120/70 ZR 17 M/C (58W) TL	Phantom Sportscomp Fr.	2636300	180/55 ZR 17 M/C (73W) TL	Phantom Sportscomp	2.50	2.90
XSR 900	RN 43	900	2016				2635200	120/70 ZR 17 M/C (58W) TL	Diablo Rosso III Fr.	2635500	180/55 ZR 17 M/C (73W) TL	Diablo Rosso III	2.50	2.90
XSR 900	RN 43	900	2016				2636000	120/70 ZR 17 M/C (58W) TL	MT 60 RS Fr.	2636100	180/55 ZR 17 M/C (73W) TL	MT 60 RS	2.50	2.90
XT 1200 Z ABS Super Tenere ABS	DP 04; DP 07	1200	2014				2526500	110/80 R 19 M/C (59V) TL	Scorpion Trail II Fr.	2527100	150/70 R 17 M/C (69V) TL	Scorpion Trail II	2.50	2.90
XT 1200 Z ABS Super Tenere ABS	DP 04; DP 07	1200	2014			14	2490900	110/80 R 19 M/C (59V) TL	Angel GT Fr. ab DOT 2815	2491000	150/70 R 17 M/C (69V) TL	Angel GT ab DOT 2815	2.50	2.90
XT 1200 Z ABS Super Tenere ABS	DP 04; DP 07	1200	2014				2865100	110/80 R 19 M/C (59V) M+S TL	Scorpion Rally STR Fr.	2865200	150/70 R 17 M/C (69V) M+S TL	Scorpion Rally STR	2.50	2.90
XT 1200 Z Super Tenere (all versions)	DP 01	1200	2010				2526500	110/80 R 19 M/C (59V) TL	Scorpion Trail II Fr.	2527100	150/70 R 17 M/C (69V) TL	Scorpion Trail II	2.50	2.90
XT 1200 Z Super Tenere (all versions)	DP 01	1200	2010				2865100	110/80 R 19 M/C (59V) M+S TL	Scorpion Rally STR Fr.	2865200	150/70 R 17 M/C (69V) M+S TL	Scorpion Rally STR	2.50	2.90
XT 1200 Z Super Tenere (all versions)	DP 01	1200	2010			14	2490900	110/80 R 19 M/C (59V) TL	Angel GT Fr. ab DOT 2815	2491000	150/70 R 17 M/C (69V) TL	Angel GT ab DOT 2815	2.50	2.90
XT 125 R	74	125	2005				1005200	90/90 - 21 M/C (54S) TT	MT 90 Front A/T	1004600	120/80 - 18 M/C (62S) TT	MT 90 A/T	2.30	2.30
XT 125 X	74	125	2005				2583900	100/80 - 17 M/C (52H) TL	Sport Demon Fr.	2589500	130/70 - 17 M/C (62H) TL	Sport Demon	2.30	2.30
XT 125 X	74	125	2005				2580800	100/80 - 17 M/C (52S) TL	Angel City Fr.	3243400	130/70 - 17 M/C (62S) TL	Angel City	2.30	2.30
XT 350	3 YF	350	1992	1997		10	0249400	3.00 - 21 51R MST TT	MT 16 Garacross Fr.	0341500	110/80 - 18 M/C (58P) TT	MT 21	1.50	2.25
XT 350	55 V	350	1985	1987		10	0249400	3.00 - 21 51R MST TT	MT 16 Garacross Fr.	0341500	110/80 - 18 M/C (58P) TT	MT 21	1.50	2.25
XT 600 K; E	3 UW; 3 TB; DJ 02	600	1991			23	1005200	90/90 - 21 M/C (54S) TT	MT 90 Front A/T	1004300	120/90 - 17 M/C (64S) TT	MT 90 A/T	1.50	2.00
XT 600 K; E	3 UW; 3 TB; DJ 02	600	1991			23	1726500	90/90 - 21 M/C (54S) TT	Scorpion Trail Fr.	1726700	120/90 - 17 M/C (64S) TT	Scorpion Trail	1.50	2.00
XT 600 K; E	3 UW; 3 TB; DJ 02	600	1991			23	0281800	90/90 - 21 M/C (54H) TL	MT 60 Fr.	0947500	120/90 - 17 M/C (64S) TT	MT 60	1.50	2.00
XT 660 R MY 2004 -	DM 01	660	2004			23	1726500	90/90 - 21 M/C (54S) TT	Scorpion Trail Fr.	1726900	130/80 - 17 M/C (65S) TT	Scorpion Trail	2.00	2.25
XT 660 X Supermotard MY 2004 -	DM 01	660	2004			10	2526300	120/70 ZR 17 M/C (58W) TL	Scorpion Trail II Fr.	2527200	160/60 ZR 17 M/C (69W) TL	Scorpion Trail II	2.20	2.30
XT 660 X Supermotard MY 2004 -	DM 01	660	2004			23	2387600	120/70 ZR 17 M/C (58W) TL	Angel GT Fr.	2317400	160/60 ZR 17 M/C (69W) TL	Angel GT	2.20	2.30
XT 660 X Supermotard MY 2004 -	DM 01	660	2004			10	3111300	120/70 ZR 17 M/C (58W) TL	Angel GT II Fr.	3111700	160/60 ZR 17 M/C (69W) TL	Angel GT II	2.20	2.30
XT 660 X Supermotard MY 2004 -	DM 01	660	2004			10	2906900	120/70 ZR 17 M/C (58W) TL	Diablo Rosso Corsa II Fr.	2907000	160/60 ZR 17 M/C (69W) TL	Diablo Rosso Corsa II	2.20	2.30
XT 660 X Supermotard MY 2004 -	DM 01	660	2004			23	2635200	120/70 ZR 17 M/C (58W) TL	Diablo Rosso III Fr.	2635400	160/60 ZR 17 M/C (69W) TL	Diablo Rosso III	2.20	2.30
XT 660 X Supermotard MY 2004 -	DM 01	660	2004			23	2210400	120/70 R 17 M/C (58H) TL	Diablo Rosso II Fr.	2210600	160/60 R 17 M/C (69H) TL	Diablo Rosso II	2.20	2.30
XT 660 X Supermotard MY 2004 -	DM 01	660	2004			23	2210400	120/70 R 17 M/C (58H) TL	Diablo Rosso II Fr.	2070200	160/60 ZR 17 M/C (69W) TL	Diablo Rosso II	2.20	2.30
XT 660 X Supermotard MY 2004 -	DM 01	660	2004			23	1734600	120/70 ZR 17 M/C (58W) TL	Diablo Rosso Corsa Fr.	1971000	160/60 ZR 17 M/C (69W) TL	Diablo Rosso Corsa	2.20	2.30
XT 660 X Supermotard MY 2004 -	DM 01	660	2004			23	2291900	120/70 ZR 17 M/C (58W) TL	Diablo Rosso II K Fr.	2070200	160/60 ZR 17 M/C (69W) TL	Diablo Rosso II	2.20	2.30
XT 660 X Supermotard MY 2004 -	DM 01	660	2004			23	2291900	120/70 ZR 17 M/C (58W) TL	Diablo Rosso II K Fr.	2210600	160/60 R 17 M/C (69H) TL	Diablo Rosso II	2.20	2.30
XT 660 X Supermotard MY 2004 -	DM 01	660	2004			23	1868400	120/70 ZR 17 M/C (58W) TL	Angel ST Fr.	1868800	160/60 ZR 17 M/C (69W) TL	Angel ST	2.20	2.30
XT 660 Z Ténéré; XT 660 ZA Ténéré	DM 04	660	2013			23	1726500	90/90 - 21 M/C (54S) TT	Scorpion Trail Fr.	1726900	130/80 - 17 M/C (65S) TT	Scorpion Trail	2.10	2.30
XT 660 Z Ténéré; XT 660 ZA Ténéré ABS	DM 02	660	2010			23	1726500	90/90 - 21 M/C (54S) TT	Scorpion Trail Fr.	1726900	130/80 - 17 M/C (65S) TT	Scorpion Trail	2.10	2.30
XT660Z Ténéré	DM 02	660	2008	2009		23	1726500	90/90 - 21 M/C (54S) TT	Scorpion Trail Fr.	1726900	130/80 - 17 M/C (65S) TT	Scorpion Trail	2.10	2.30
XTZ 660	3 YF	660	1991			23	0281800	90/90 - 21 M/C (54H) TL	MT 60 Fr.	0947500	120/90 - 17 M/C (64S) TT	MT 60	2.10	2.30
XTZ 660	3 YF	660	1991			23	1005200	90/90 - 21 M/C (54S) TT	MT 90 Front A/T	1004300	120/90 - 17 M/C (64S) TT	MT 90 A/T	2.10	2.30
XTZ 660	3 YF	660	1991			23	1726500	90/90 - 21 M/C (54S) TT	Scorpion Trail Fr.	1726700	120/90 - 17 M/C (64S) TT	Scorpion Trail	2.10	2.30

FITMENT MOTORCYCLE / 234

Footnotes see last page



MODEL	TYPE	CC	MY From	MY To	Footnotes	FRONT		REAR		Tread	Tread	Pressure Front	Pressure Rear
						IP-Code	Dimension	IP-Code	Dimension				
XTZ 750 Super Ténéré	3 LD	750	1989			23	2526800	90/90 - 21 M/C 54V TL	140/80 R 17 M/C 69V TL	Scorpion Trail II Fr.	Scorpion Trail II	2.30	2.50
XTZ 750 Super Ténéré	3 LD	750	1989			23	0281800	90/90 - 21 M/C 54H TL	140/80 - 17 M/C 69H TL	MT 60 Fr.	MT 60	2.30	2.50
XTZ 750 Super Ténéré	3 WM	750	1991			23	2526800	90/90 - 21 M/C 54V TL	140/80 R 17 M/C 69V TL	Scorpion Trail II Fr.	Scorpion Trail II	2.30	2.50
XTZ 750 Super Ténéré	3 WM	750	1991			23	0281800	90/90 - 21 M/C 54H TL	140/80 - 17 M/C 69H TL	MT 60 Fr.	MT 60	2.30	2.50
XV 1000 Virago	2 AE	1000	1986				0801000	100/90 - 19 M/C 57H TL	140/90 - 15 M/C 70H TL	MT 66 Fr.	MT 66	2.20	2.50
XV 1100 Virago	3 LP	1100	1989				0801000	100/90 - 19 M/C 57H TL	140/90 - 15 M/C 70H TL	MT 66 Fr.	MT 66	2.30	2.80
XV 125 Virago	5 AJ	125	1997			23	2375600	3.00 - 18 M/C 47S TL	130/90 - 15 M/C 66S TL	City Demon Fr.	City Demon	2.00	2.30
XV 1600 A Wild Star	VP 08	1600	1999			23	2211500	130/90 B 16 M/C 67H TL	150/80 B 16 M/C 77H reinf. TL	Night Dragon Fr.	Night Dragon GT	2.50	2.80
XV 1600 A Wild Star	VP 08	1600	1999			23	2211500	130/90 B 16 M/C 67H TL	150/80 B 16 M/C 77H reinf. TL	Night Dragon Fr.	Night Dragon	2.50	2.80
XV 1600 A Wild Star	VP 08	1600	1999			10	2925100	130/90 B 16 M/C 67H TL	150/80 B 16 M/C 77H reinf. TL	MT 60 RS Fr.	MT 60 RS	2.50	2.80
XV 1700 Road Star Warrior	VP 14	1700	2003				2317200	120/70 ZR 18 M/C (59W) TL	200/50 ZR 17 M/C (75W) TL	Angel GT Fr.	Diablo Rosso II	2.50	2.90
XV 750 Virago	4 FY; 4 PW	750	1992				0801000	100/90 - 19 M/C 57H TL	140/90 - 15 M/C 70H TL	MT 66 Fr.	MT 66	2.30	2.50
XV 950 R (XVS 950 CUD-A) MY 2017 -	VN 07	950	2017			10	1772500	100/90 - 19 M/C 57H TL	150/80 B 16 M/C 77H reinf. TL	Night Dragon Fr.	Night Dragon GT	2.50	2.80
XV 950 R; Racer (XVS 950 CU) MY 2013 -	VN 03	950	2013				1772500	100/90 - 19 M/C 57H TL	150/80 B 16 M/C 77H reinf. TL	Night Dragon Fr.	Night Dragon GT	2.50	2.80
XVS 1100	VP 05	1100	1999			23	1404400	110/90 - 18 M/C 61V TL	170/80 B 15 M/C 77H TL	Sport Demon Fr.	Night Dragon GT	2.25	2.50
XVS 1100	VP 05	1100	1999			23	1404400	110/90 - 18 M/C 61V TL	170/80 - 15 M/C 77H TL	Sport Demon Fr.	MT 66	2.25	2.50
XVS 1100; A Classic	VP 05; VP 16	1100	2000			23	0800600	130/90 B 16 M/C 67H TL	170/80 B 15 M/C 77H TL	Night Dragon Fr.	Night Dragon GT	2.25	2.50
XVS 1100; A Classic	VP 05; VP 16	1100	2000			23	1772500	100/90 - 19 M/C 57H TL	170/80 B 15 M/C 77H TL	Night Dragon Fr.	MT 66	2.25	2.50
XVS 650	VM 03	650	2001			23	1003600	100/90 - 19 M/C 57S TT	170/80 - 15 M/C 77S TT	MT 66 Fr.	MT 66	2.00	2.50
XVS 650 / A	VM 04	650	2004			23	2211500	130/90 B 16 M/C 67H TL	170/80 B 15 M/C 77H TL	Night Dragon Fr.	Night Dragon GT	2.25	2.50
XVS 650 / A	VM 04	650	2004			23	0800600	130/90 - 16 M/C 67H TL	170/80 - 15 M/C 77H TL	MT 66 Fr.	MT 66	2.25	2.50
XVS 650 A Drag Star Classic	VM 02 / 03	650	1998			23	2211500	130/90 B 16 M/C 67H TL	170/80 B 15 M/C 77H TL	Night Dragon Fr.	Night Dragon GT	2.25	2.50
XVS 650 A Drag Star Classic	VM 02 / 03	650	1998			23	0800600	100/90 - 16 M/C 67H TL	170/80 B 15 M/C 77H TL	MT 66 Fr.	MT 66	2.25	2.50
XVS 650 Drag Star	4 XR; 4 VR	650	1997				1772500	100/90 - 19 M/C 57H TL	170/80 - 15 M/C 77H TL	Night Dragon Fr.	Night Dragon GT	2.30	2.50
XVS 650 Drag Star	4 XR; 4 VR	650	1997				0801000	100/90 - 19 M/C 57H TL	170/80 - 15 M/C 77H TL	MT 66 Fr.	MT 66	2.30	2.50
XVZ 1300 A Royal Star	4 YP	1300	1996				0800700	150/80 - 16 M/C 71H TL	150/90 - 15 M/C 74H TL	MT 66 Fr.	MT 66	2.20	2.70
XVZ 1300 TF Royal Star Venture	VP 09	1300	1999				0800700	150/80 - 16 M/C 71H TL	150/90 - 15 M/C 74H TL	MT 66 Fr.	MT 66	2.50	2.80
YB 125 Custom	RE 07	125					2375600	3.00 - 18 M/C 47S TL	3.50 - 16 M/C 58P reinf. TT	City Demon Fr.	City Demon	1.75	2.80
YBR 125	RE 03; RE 04	125	2005	2006		23	1966900	2.75 - 18 M/C 42P TL	90/90 - 18 M/C 57P reinf. TT	City Demon Fr.	City Demon	1.75	2.80
YBR 125	RE 05	125	2007	2016			1966900	2.75 - 18 M/C 42P TL	90/90 - 18 M/C 57P reinf. TL	City Demon Fr.	City Demon	1.75	2.80
YE 50 Zest	4 FW	50					0531800	100/80 - 10 53J TL	100/80 - 10 53J TL	SL 26	SL 26	2.00	2.50
YE 50 Zest	4 FW	50					2583700	100/80 - 10 53L TL	100/80 - 10 53L TL	SL 38 UNICO	SL 38 UNICO	2.00	2.50
YE 50 Zest; Evolis MY 1993 - 1994	4 FW	50	1993	1994			2902900	90/90 - 10 50J TL	90/90 - 10 50J TL	Angel Scooter	Angel Scooter	2.00	2.50
YE 50 Zest; Evolis MY 1995 -	4 FW	50	1995			23	2903100	100/90 - 10 56J TL	100/90 - 10 56J TL	Angel Scooter	Angel Scooter	1.50	2.50
YN 100 Neo's	SB 04	100					2769700	120/70 - 12 51P TL	130/70 - 12 62P reinf. TL	Angel Scooter Fr.	Angel Scooter	1.75	2.00
YN 100 Neo's	SB 04	100					2925400	120/70 - 12 58P reinf. TL	130/70 - 12 62P reinf. TL	Diablo Rosso Scooter	Diablo Rosso Scooter	1.75	2.00
YN 50 Neo's	5 AD	50	1997				2769700	120/70 - 12 51P TL	130/70 - 12 62P reinf. TL	Angel Scooter Fr.	Angel Scooter	1.50	1.50
YN 50 Neo's	5 AD	50	1997				2925400	120/70 - 12 58P reinf. TL	130/70 - 12 62P reinf. TL	Diablo Rosso Scooter	Diablo Rosso Scooter	1.50	1.50
YN 50 R	SA 21	50	2004				2769700	120/70 - 12 51P TL	130/70 - 12 62P reinf. TL	Angel Scooter Fr.	Angel Scooter	1.75	2.00
YN 50 R	SA 21	50	2004				2925400	120/70 - 12 58P reinf. TL	130/70 - 12 62P reinf. TL	Diablo Rosso Scooter	Diablo Rosso Scooter	1.75	2.00
YN 125 MY 1999 -	SE 02	125	1999				2769700	120/70 - 12 51P TL	130/70 - 12 62P reinf. TL	Angel Scooter Fr.	Angel Scooter	2.20	2.40
YN 125 MY 1999 -	SE 02	125	1999				2925400	120/70 - 12 58P reinf. TL	130/70 - 12 62P reinf. TL	Diablo Rosso Scooter	Diablo Rosso Scooter	2.20	2.40
YP 125 D/E Majesty 125	SE 06	125	2004				2769700	120/70 - 12 51P TL	130/70 - 12 62P reinf. TL	Angel Scooter Fr.	Angel Scooter	1.90	2.40
YP 125 D/E Majesty 125	SE 06	125	2004				2925400	120/70 - 12 58P reinf. TL	130/70 - 12 62P reinf. TL	Diablo Rosso Scooter	Diablo Rosso Scooter	1.90	2.40
YP 125 R; RA X-Max 125	SE 32; 54; 64; 68	125	2006	2016			2770400	120/70 - 15 M/C 56P TL	140/70 - 14 M/C 68P reinf. TL	Angel Scooter Fr.	Angel Scooter	1.90	2.20
YP 125 R; RA X-Max 125	SE 32; 54; 64; 68	125	2006	2016			2770500	120/70 - 15 M/C 56S TL	140/70 - 14 M/C 68S reinf. TL	Angel Scooter Fr.	Angel Scooter	1.90	2.20
YP 250 D Majesty	SG 02	250	1998				2769600	110/90 - 12 64P TL	130/70 - 12 62P reinf. TL	Angel Scooter	Angel Scooter	2.00	2.80

YAMAHA (continued)

YAMAHA (continued)

YP 250 Majesty	4 UC	250	1996	1999			2769600	110/90 - 12 64P TL	Angel Scooter	2771000	130/70 - 12 62P reinf. TL	Angel Scooter	2.00	2.80
YP 250 Majesty	SG 04	250	2000				2769600	110/90 - 12 64P TL	Angel Scooter	2771000	130/70 - 12 62P reinf. TL	Angel Scooter	2.00	2.80
YP 250 R (X-Max 250)	SG 16	250	2005				2770500	120/70 - 15 M/C 56S TL	Angel Scooter Fr.	2771700	140/70 - 14 M/C 68S reinf. TL	Angel Scooter	1.90	2.10
YP 250 R (X-Max 250)	SG 16	250	2005				2770400	120/70 - 15 M/C 56P TL	Angel Scooter Fr.	2771600	140/70 - 14 M/C 68P reinf. TL	Angel Scooter	1.90	2.10
YP 250 R/R (X-Max 250/A) MY 2010 -	SG 22	250	2010				2770500	120/70 - 15 M/C 56S TL	Angel Scooter Fr.	2771700	140/70 - 14 M/C 68S reinf. TL	Angel Scooter	1.90	2.10
YP 250 R/R (X-Max 250/A) MY 2010 -	SG 22	250	2010				2770400	120/70 - 15 M/C 56P TL	Angel Scooter Fr.	2771600	140/70 - 14 M/C 68P reinf. TL	Angel Scooter	1.90	2.10
YP 250 R/R (X-Max 250/A) MY 2012 -	SG 25	250	2012				2770500	120/70 - 15 M/C 56S TL	Angel Scooter Fr.	2771700	140/70 - 14 M/C 68S reinf. TL	Angel Scooter	1.90	2.10
YP 250 R/R (X-Max 250/A) MY 2012 -	SG 25	250	2012				2770400	120/70 - 15 M/C 56P TL	Angel Scooter Fr.	2771600	140/70 - 14 M/C 68P reinf. TL	Angel Scooter	1.90	2.10
YP 250 R/R (X-Max 250/A) MY 2014 -	SG 26	250	2014				2770500	120/70 - 15 M/C 56S TL	Angel Scooter Fr.	2771700	140/70 - 14 M/C 68S reinf. TL	Angel Scooter	1.90	2.20
YP 250 R/R (X-Max 250/A) MY 2014 -	SG 26	250	2014				2770400	120/70 - 15 M/C 56P TL	Angel Scooter Fr.	2771600	140/70 - 14 M/C 68P reinf. TL	Angel Scooter	1.90	2.20
YP 400 R; RA X-Max 400; ABS	SH 07	400	2014				2770500	120/70 - 15 M/C 56S TL	Angel Scooter Fr.	3107300	150/70 - 13 M/C 64S TL	Angel Scooter	2.20	2.50
YP 400 R; RA X-Max 400; ABS	SH 07	400	2014				2768800	120/70 - 15 M/C 56S TL	Diablo Rosso Scooter Fr.	2769100	150/70 - 13 M/C 64S TL	Diablo Rosso Scooter	2.20	2.50
YQ 50 Aerox	5 BR	50	1998			10	2771400	130/60 - 13 M/C 60P reinf. TL	Angel Scooter	2771300	140/60 - 13 M/C 63P reinf. TL	Angel Scooter	1.50	1.50
YZ 85 SW		80	2005			6	1664200	70/100 - 17 NHS TT	Scorpion MX Mid Soft 32 Fr.	1664600	90/100 - 14 NHS TT	Scorpion MX Mid Soft 32	-	-
YZF 1000 R Thunder Ace	4 VD; 4 SV	1000	1996			10	3111300	120/70 ZR 17 M/C (58W) TL	Angel GT II Fr.	3112000	180/55 ZR 17 M/C (73W) TL	Angel GT II	2.50	2.90
YZF 1000 R Thunder Ace	4 VD; 4 SV	1000	1996				2387600	120/70 ZR 17 M/C (58W) TL	Angel GT Fr.	2317600	180/55 ZR 17 M/C (73W) TL	Angel GT	2.50	2.90
YZF 1000 R Thunder Ace	4 VD; 4 SV	1000	1996			10	2906900	120/70 ZR 17 M/C (58W) TL	Diablo Rosso Corsa II Fr.	2907100	180/55 ZR 17 M/C (73W) TL	Diablo Rosso Corsa II	2.50	2.90
YZF 1000 R Thunder Ace	4 VD; 4 SV	1000	1996				2635200	120/70 ZR 17 M/C (58W) TL	Diablo Rosso III Fr.	2635500	180/55 ZR 17 M/C (73W) TL	Diablo Rosso III	2.50	2.90
YZF 1000 R Thunder Ace	4 VD; 4 SV	1000	1996				1734600	120/70 ZR 17 M/C (58W) TL	Diablo Rosso Corsa Fr.	1927700	180/55 ZR 17 M/C (73W) TL	Diablo Rosso Corsa	2.50	2.90
YZF 1000 R Thunder Ace	4 VD; 4 SV	1000	1996				2291900	120/70 ZR 17 M/C (58W) TL	Diablo Rosso II K Fr.	2068500	180/55 ZR 17 M/C (73W) TL	Diablo Rosso II	2.50	2.90
YZF 1000 R Thunder Ace	4 VD; 4 SV	1000	1996				1430700	120/70 ZR 17 M/C (58W) TL	Diablo Fr.	1430000	180/55 ZR 17 M/C (73W) TL	Diablo	2.50	2.90
YZF 1000 R Thunder Ace	4 VD; 4 SV	1000	1996				1868400	120/70 ZR 17 M/C (58W) TL	Angel ST Fr.	1868500	180/55 ZR 17 M/C (73W) TL	Angel ST	2.50	2.90
YZF 1000 R Thunder Ace	4 VD; 4 SV	1000	1996			10	3111200	120/60 ZR 17 M/C (55W) TL	Angel GT II Fr.	3111700	160/60 ZR 17 M/C (69W) TL	Angel GT II	2.50	2.90
YZF 600 R Thunder Cat	4 TV	600	1996				2316900	120/60 ZR 17 M/C (55W) TL	Angel GT Fr.	2317400	160/60 ZR 17 M/C (69W) TL	Angel GT	2.50	2.90
YZF 600 R Thunder Cat	4 TV	600	1996				2635100	120/60 ZR 17 M/C (55W) TL	Diablo Rosso III Fr.	2635400	160/60 ZR 17 M/C (69W) TL	Diablo Rosso III	2.50	2.90
YZF 600 R Thunder Cat	4 TV	600	1996				2070000	120/60 ZR 17 M/C (55W) TL	Diablo Rosso II Fr.	2070200	160/60 ZR 17 M/C (69W) TL	Diablo Rosso II	2.50	2.90
YZF 600 R Thunder Cat	4 TV	600	1996				2595800	120/60 ZR 17 M/C (55W) TL	Angel ST Fr.	1868800	160/60 ZR 17 M/C (69W) TL	Angel ST	2.50	2.90
YZF 750 R	4 HN	750	1993	1997		10	3111300	120/70 ZR 17 M/C (58W) TL	Angel GT II Fr.	3112000	180/55 ZR 17 M/C (73W) TL	Angel GT II	2.50	2.90
YZF 750 R	4 HN	750	1993	1997		10	2812600	120/70 ZR 17 M/C (58W) V3 TL	Diablo Supercorsa SP Fr.	3106800	180/55 ZR 17 M/C (73W) V3 TL	Diablo Supercorsa SP	2.50	2.90
YZF 750 R	4 HN	750	1993	1997			2387600	120/70 ZR 17 M/C (58W) TL	Angel GT Fr.	2317600	180/55 ZR 17 M/C (73W) TL	Angel GT	2.50	2.90
YZF 750 R	4 HN	750	1993	1997			2906900	120/70 ZR 17 M/C (58W) TL	Diablo Rosso Corsa II Fr.	2907100	180/55 ZR 17 M/C (73W) TL	Diablo Rosso Corsa II	2.50	2.90
YZF 750 R	4 HN	750	1993	1997			2166900	120/70 ZR 17 M/C (58W) TL	Diablo Supercorsa SP Fr.	2244800	180/55 ZR 17 M/C (73W) TL	Diablo Supercorsa SP	2.50	2.90
YZF 750 R	4 HN	750	1993	1997			2635200	120/70 ZR 17 M/C (58W) TL	Diablo Rosso III Fr.	2635500	180/55 ZR 17 M/C (73W) TL	Diablo Rosso III	2.50	2.90
YZF 750 R	4 HN	750	1993	1997			1734600	120/70 ZR 17 M/C (58W) TL	Diablo Rosso Corsa Fr.	1927700	180/55 ZR 17 M/C (73W) TL	Diablo Rosso Corsa	2.50	2.90
YZF 750 R	4 HN	750	1993	1997			2291900	120/70 ZR 17 M/C (58W) TL	Diablo Rosso II K Fr.	2068500	180/55 ZR 17 M/C (73W) TL	Diablo Rosso II	2.50	2.90
YZF 750 R	4 HN	750	1993	1997			1868400	120/70 ZR 17 M/C (58W) TL	Angel ST Fr.	1868500	180/55 ZR 17 M/C (73W) TL	Angel ST	2.50	2.90
YZF 750 R	4 HN	750	1993	1997			1430700	120/70 ZR 17 M/C (58W) TL	Diablo Fr.	1430000	180/55 ZR 17 M/C (73W) TL	Diablo	2.50	2.90
YZF 750 SP	4 HT	750	1993	1997		10	2812600	120/70 ZR 17 M/C (58W) V3 TL	Diablo Supercorsa SP Fr.	3106800	180/55 ZR 17 M/C (73W) V3 TL	Diablo Supercorsa SP	2.50	2.90
YZF 750 SP	4 HT	750	1993	1997		10	3111300	120/70 ZR 17 M/C (58W) TL	Angel GT II Fr.	3112000	180/55 ZR 17 M/C (73W) TL	Angel GT II	2.50	2.90
YZF 750 SP	4 HT	750	1993	1997			2906900	120/70 ZR 17 M/C (58W) TL	Diablo Rosso Corsa II Fr.	2907100	180/55 ZR 17 M/C (73W) TL	Diablo Rosso Corsa II	2.50	2.90
YZF 750 SP	4 HT	750	1993	1997			2166900	120/70 ZR 17 M/C (58W) TL	Diablo Supercorsa SP Fr.	2244800	180/55 ZR 17 M/C (73W) TL	Diablo Supercorsa SP	2.50	2.90
YZF 750 SP	4 HT	750	1993	1997			2387600	120/70 ZR 17 M/C (58W) TL	Angel GT Fr.	2317600	180/55 ZR 17 M/C (73W) TL	Angel GT	2.50	2.90
YZF 750 SP	4 HT	750	1993	1997			2635200	120/70 ZR 17 M/C (58W) TL	Diablo Rosso III Fr.	2635500	180/55 ZR 17 M/C (73W) TL	Diablo Rosso III	2.50	2.90
YZF 750 SP	4 HT	750	1993	1997			1734600	120/70 ZR 17 M/C (58W) TL	Diablo Rosso Corsa Fr.	1927700	180/55 ZR 17 M/C (73W) TL	Diablo Rosso Corsa	2.50	2.90
YZF 750 SP	4 HT	750	1993	1997			1430700	120/70 ZR 17 M/C (58W) TL	Diablo Fr.	1430000	180/55 ZR 17 M/C (73W) TL	Diablo	2.50	2.90
YZF 750 SP	4 HT	750	1993	1997			1868400	120/70 ZR 17 M/C (58W) TL	Angel ST Fr.	1868500	180/55 ZR 17 M/C (73W) TL	Angel ST	2.50	2.90
YZF 750 SP	4 HT	750	1993	1997			2291900	120/70 ZR 17 M/C (58W) TL	Diablo Rosso II K Fr.	2068500	180/55 ZR 17 M/C (73W) TL	Diablo Rosso II	2.50	2.90
YZF-R 125 MY 2008 -	RE 06	125	2008				2580800	100/80 - 17 M/C 52S TL	Angel City Fr.	3243400	130/70 - 17 M/C 62S TL	Angel City	1.75	2.25
YZF-R 125 MY 2008 -	RE 06	125	2008				2583900	100/80 - 17 M/C 52H TL	Sport Demon Fr.	2589500	130/70 - 17 M/C 62H TL	Sport Demon	1.75	2.25
YZF-R 125 MY 2017 -	RE 29	125	2017				2583900	100/80 - 17 M/C 52H TL	Sport Demon Fr.	2589500	130/70 - 17 M/C 62H TL	Sport Demon	1.80	2.25
YZF-R 125 MY 2017 -	RE 29	125	2017				2580800	100/80 - 17 M/C 52S TL	Angel City Fr.	3243400	130/70 - 17 M/C 62S TL	Angel City	1.80	2.25
YZF-R 125; A MY 2014 -	RE 11	125	2014				2583900	100/80 - 17 M/C 52H TL	Sport Demon Fr.	2589500	130/70 - 17 M/C 62H TL	Sport Demon	1.80	2.25



MODEL	TYPE	CC	MY From	MY To	Footnotes	FRONT			REAR			Pressure		
						IP-Code	Dimension	Tread	IP-Code	Dimension	Tread	Front	Rear	
YAMAHA (continued)														
YZF-R 125; A MY 2014 -	RE 11	125	2014			100/80 - 17 M/C 52S TL	Angel City Fr.	3243400	130/70 - 17 M/C 62S TL	Angel City	1.80	2.25		
YZF-R 6 MY 2017 -	RJ 27	600	2017		10	120/70 ZR 17 M/C (58W) V3 TL	Diablo Supercorsa SP Fr.	3106800	180/55 ZR 17 M/C (73W) V3 TL	Diablo Supercorsa SP	2.50	2.90		
YZF-R 6 MY 2017 -	RJ 27	600	2017		10	120/70 ZR 17 M/C (58W) TL	Angel GT II Fr.	3112000	180/55 ZR 17 M/C (73W) TL	Angel GT II	2.50	2.90		
YZF-R 6 MY 2017 -	RJ 27	600	2017			120/70 ZR 17 M/C (58W) TL	Diablo Rosso Corsa II Fr.	2907100	180/55 ZR 17 M/C (73W) TL	Diablo Rosso Corsa II	2.50	2.90		
YZF-R 6 MY 2017 -	RJ 27	600	2017			120/70 ZR 17 M/C (58W) TL	Diablo Supercorsa SP Fr.	2244800	180/55 ZR 17 M/C (73W) TL	Diablo Supercorsa SP	2.50	2.90		
YZF-R 6 MY 2017 -	RJ 27	600	2017			120/70 ZR 17 M/C (58W) TL	Angel GT Fr.	2387600	180/55 ZR 17 M/C (73W) TL	Angel GT	2.50	2.90		
YZF-R 6 MY 2017 -	RJ 27	600	2017			120/70 ZR 17 M/C (58W) TL	Diablo Rosso III Fr.	2635200	180/55 ZR 17 M/C (73W) TL	Diablo Rosso III	2.50	2.90		
YZF-R1	RN 01	1000	1998		10	120/70 ZR 17 M/C (58W) V3 TL	Diablo Supercorsa SP Fr.	3310600	190/50 ZR 17 M/C (73W) V3 TL	Diablo Supercorsa SP	2.50	2.90		
YZF-R1	RN 01	1000	1998		10	120/70 ZR 17 M/C (58W) TL	Angel GT II Fr.	3112200	190/50 ZR 17 M/C (73W) TL	Angel GT II	2.50	2.90		
YZF-R1	RN 01	1000	1998			120/70 ZR 17 M/C (58W) TL	Angel GT Fr.	2317700	190/50 ZR 17 M/C (73W) TL	Angel GT	2.50	2.90		
YZF-R1	RN 01	1000	1998		10	120/70 ZR 17 M/C (58W) TL	Diablo Rosso Corsa II Fr.	2907300	190/50 ZR 17 M/C (73W) TL	Diablo Rosso Corsa II	2.50	2.90		
YZF-R1	RN 01	1000	1998			120/70 ZR 17 M/C (58W) TL	Diablo Supercorsa SP Fr.	2304300	190/50 ZR 17 M/C (73W) TL	Diablo Supercorsa SP	2.50	2.90		
YZF-R1	RN 01	1000	1998		10	120/70 ZR 17 M/C (58W) TL	Diablo Rosso III Fr.	2635700	190/50 ZR 17 M/C (73W) TL	Diablo Rosso III	2.50	2.90		
YZF-R1	RN 01	1000	1998			120/70 ZR 17 M/C (58W) TL	Diablo Rosso II K Fr.	2068600	190/50 ZR 17 M/C (73W) TL	Diablo Rosso II	2.50	2.90		
YZF-R1	RN 01	1000	1998			120/70 ZR 17 M/C (58W) TL	Diablo Fr.	1429700	190/50 ZR 17 M/C (73W) TL	Diablo	2.50	2.90		
YZF-R1	RN 04	1000	2000		10	120/70 ZR 17 M/C (58W) V3 TL	Diablo Supercorsa SP Fr.	3310600	190/50 ZR 17 M/C (73W) V3 TL	Diablo Supercorsa SP	2.50	2.90		
YZF-R1	RN 04	1000	2000		10	120/70 ZR 17 M/C (58W) TL	Angel GT II Fr.	3112200	190/50 ZR 17 M/C (73W) TL	Angel GT II	2.50	2.90		
YZF-R1	RN 04	1000	2000			120/70 ZR 17 M/C (58W) TL	Angel GT Fr.	2317700	190/50 ZR 17 M/C (73W) TL	Angel GT	2.50	2.90		
YZF-R1	RN 04	1000	2000		10	120/70 ZR 17 M/C (58W) TL	Diablo Rosso Corsa II Fr.	2907300	190/50 ZR 17 M/C (73W) TL	Diablo Rosso Corsa II	2.50	2.90		
YZF-R1	RN 04	1000	2000			120/70 ZR 17 M/C (58W) TL	Diablo Supercorsa SP Fr.	2304300	190/50 ZR 17 M/C (73W) TL	Diablo Supercorsa SP	2.50	2.90		
YZF-R1	RN 04	1000	2000		10	120/70 ZR 17 M/C (58W) TL	Diablo Rosso III Fr.	2635700	190/50 ZR 17 M/C (73W) TL	Diablo Rosso III	2.50	2.90		
YZF-R1	RN 04	1000	2000			120/70 ZR 17 M/C (58W) TL	Diablo Fr.	1429700	190/50 ZR 17 M/C (73W) TL	Diablo	2.50	2.90		
YZF-R1	RN 04	1000	2000			120/70 ZR 17 M/C (58W) TL	Diablo Rosso II K Fr.	2068600	190/50 ZR 17 M/C (73W) TL	Diablo Rosso II	2.50	2.90		
YZF-R1	RN 09	1000	2002			120/70 ZR 17 M/C (58W) V3 TL	Diablo Supercorsa SP Fr.	3310600	190/50 ZR 17 M/C (73W) V3 TL	Diablo Supercorsa SP	2.50	2.90		
YZF-R1	RN 09	1000	2002		10	120/70 ZR 17 M/C (58W) TL	Angel GT II Fr.	3112200	190/50 ZR 17 M/C (73W) TL	Angel GT II	2.50	2.90		
YZF-R1	RN 09	1000	2002			120/70 ZR 17 M/C (58W) TL	Diablo Supercorsa SP Fr.	2304300	190/50 ZR 17 M/C (73W) TL	Diablo Supercorsa SP	2.50	2.90		
YZF-R1	RN 09	1000	2002		10	120/70 ZR 17 M/C (58W) TL	Diablo Rosso Corsa II Fr.	2907300	190/50 ZR 17 M/C (73W) TL	Diablo Rosso Corsa II	2.50	2.90		
YZF-R1	RN 09	1000	2002			120/70 ZR 17 M/C (58W) TL	Angel GT Fr.	2317700	190/50 ZR 17 M/C (73W) TL	Angel GT	2.50	2.90		
YZF-R1	RN 09	1000	2002		10	120/70 ZR 17 M/C (58W) TL	Diablo Rosso III Fr.	2635700	190/50 ZR 17 M/C (73W) TL	Diablo Rosso III	2.50	2.90		
YZF-R1	RN 09	1000	2002			120/70 ZR 17 M/C (58W) TL	Diablo Rosso II K Fr.	2068600	190/50 ZR 17 M/C (73W) TL	Diablo Rosso II	2.50	2.90		
YZF-R1	RN 09	1000	2002			120/70 ZR 17 M/C (58W) TL	Diablo Fr.	1429700	190/50 ZR 17 M/C (73W) TL	Diablo	2.50	2.90		
YZF-R1	RN 12	1000	2004		10	120/70 ZR 17 M/C (58W) TL	Angel GT II Fr.	3112200	190/50 ZR 17 M/C (73W) TL	Angel GT II	2.50	2.90		
YZF-R1	RN 12	1000	2004		10	120/70 ZR 17 M/C (58W) V3 TL	Diablo Supercorsa SP Fr.	3310600	190/50 ZR 17 M/C (73W) V3 TL	Diablo Supercorsa SP	2.50	2.90		
YZF-R1	RN 12	1000	2004		10	120/70 ZR 17 M/C (58W) TL	Diablo Rosso Corsa II Fr.	2907300	190/50 ZR 17 M/C (73W) TL	Diablo Rosso Corsa II	2.50	2.90		
YZF-R1	RN 12	1000	2004			120/70 ZR 17 M/C (58W) TL	Angel GT Fr.	2317700	190/50 ZR 17 M/C (73W) TL	Angel GT	2.50	2.90		
YZF-R1	RN 12	1000	2004		10	120/70 ZR 17 M/C (58W) TL	Diablo Supercorsa SP Fr.	2304300	190/50 ZR 17 M/C (73W) TL	Diablo Supercorsa SP	2.50	2.90		
YZF-R1	RN 12	1000	2004		10	120/70 ZR 17 M/C (58W) TL	Diablo Rosso III Fr.	2635700	190/50 ZR 17 M/C (73W) TL	Diablo Rosso III	2.50	2.90		
YZF-R1	RN 12	1000	2004			120/70 ZR 17 M/C (58W) TL	Diablo Rosso II K Fr.	2068600	190/50 ZR 17 M/C (73W) TL	Diablo Rosso II	2.50	2.90		
YZF-R1	RN 12	1000	2004			120/70 ZR 17 M/C (58W) TL	Diablo Fr.	1429700	190/50 ZR 17 M/C (73W) TL	Diablo	2.50	2.90		
YZF-R1	RN 12	1000	2004			120/70 ZR 17 M/C (58W) TL	Diablo Rosso II K Fr.	2068600	190/50 ZR 17 M/C (73W) TL	Diablo Rosso II	2.50	2.90		
YZF-R1	RN 19	1000	2007		10	120/70 ZR 17 M/C (58W) V3 TL	Diablo Supercorsa SP Fr.	3310600	190/50 ZR 17 M/C (73W) V3 TL	Diablo Supercorsa SP	2.50	2.90		
YZF-R1	RN 19	1000	2007		10	120/70 ZR 17 M/C (58W) TL	Diablo Rosso Corsa II Fr.	2907300	190/50 ZR 17 M/C (73W) TL	Diablo Rosso Corsa II	2.50	2.90		
YZF-R1	RN 19	1000	2007		10	120/70 ZR 17 M/C (58W) TL	Angel GT II Fr.	3112200	190/50 ZR 17 M/C (73W) TL	Angel GT II	2.50	2.90		
YZF-R1	RN 19	1000	2007		10	120/70 ZR 17 M/C (58W) TL	Diablo Rosso Corsa II Fr.	2907300	190/50 ZR 17 M/C (73W) TL	Diablo Rosso Corsa II	2.50	2.90		
YZF-R1	RN 19	1000	2007			120/70 ZR 17 M/C (58W) TL	Angel GT Fr.	2317700	190/50 ZR 17 M/C (73W) TL	Angel GT	2.50	2.90		
YZF-R1	RN 19	1000	2007			120/70 ZR 17 M/C (58W) TL	Diablo Supercorsa SP Fr.	2304300	190/50 ZR 17 M/C (73W) TL	Diablo Supercorsa SP	2.50	2.90		
YZF-R1	RN 19	1000	2007		10	120/70 ZR 17 M/C (58W) TL	Diablo Rosso III Fr.	2635700	190/50 ZR 17 M/C (73W) TL	Diablo Rosso III	2.50	2.90		
YZF-R1	RN 19	1000	2007			120/70 ZR 17 M/C (58W) TL	Diablo Rosso II K Fr.	2068600	190/50 ZR 17 M/C (73W) TL	Diablo Rosso II	2.50	2.90		
YZF-R1	RN 19	1000	2007			120/70 ZR 17 M/C (58W) TL	Angel GT Fr.	2317800	190/55 ZR 17 M/C (75W) TL	Angel GT	2.50	2.90		
YZF-R1	RN 22	1000	2009	2010		120/70 ZR 17 M/C (58W) TL	Diablo Rosso Corsa II Fr.	2907400	190/55 ZR 17 M/C (75W) TL	Diablo Rosso Corsa II	2.50	2.90		



MODEL	TYPE	CC	MY From	MY To	Footnotes	FRONT			REAR			Pressure	
						IP-Code	Dimension	Tread	IP-Code	Dimension	Tread	Front	Rear
YAMAHA (continued)													
YZF-R6	RJ 15	600	2008			2291900	120/70 ZR 17 M/C (58W) TL	Diablo Rosso II K Fr.	2068500	180/55 ZR 17 M/C (73W) TL	Diablo Rosso II	2.50	2.90
YZF-R6 (S)	RJ 09 / 095	600	2005	10		2812600	120/70 ZR 17 M/C (58W) V3 TL	Diablo Supercorsa SP Fr.	3106800	180/55 ZR 17 M/C (73W) V3 TL	Diablo Supercorsa SP	2.50	2.90
YZF-R6 (S)	RJ 09 / 095	600	2005	10		3111300	120/70 ZR 17 M/C (58W) TL	Angel GT II Fr.	3112000	180/55 ZR 17 M/C (73W) TL	Angel GT II	2.50	2.90
YZF-R6 (S)	RJ 09 / 095	600	2005			2387600	120/70 ZR 17 M/C (58W) TL	Angel GT Fr.	2317600	180/55 ZR 17 M/C (73W) TL	Angel GT	2.50	2.90
YZF-R6 (S)	RJ 09 / 095	600	2005			2906900	120/70 ZR 17 M/C (58W) TL	Diablo Rosso Corsa II Fr.	2907100	180/55 ZR 17 M/C (73W) TL	Diablo Rosso Corsa II	2.50	2.90
YZF-R6 (S)	RJ 09 / 095	600	2005			2166900	120/70 ZR 17 M/C (58W) TL	Diablo Supercorsa SP Fr.	2244800	180/55 ZR 17 M/C (73W) TL	Diablo Supercorsa SP	2.50	2.90
YZF-R6 (S)	RJ 09 / 095	600	2005			2635200	120/70 ZR 17 M/C (58W) TL	Diablo Rosso III Fr.	2635500	180/55 ZR 17 M/C (73W) TL	Diablo Rosso III	2.50	2.90
YZF-R6 (S)	RJ 09 / 095	600	2005			1734600	120/70 ZR 17 M/C (58W) TL	Diablo Rosso Corsa Fr.	1927700	180/55 ZR 17 M/C (73W) TL	Diablo Rosso Corsa	2.50	2.90
YZF-R6 (S)	RJ 09 / 095	600	2005			291900	120/70 ZR 17 M/C (58W) TL	Diablo Rosso II K Fr.	2068500	180/55 ZR 17 M/C (73W) TL	Diablo Rosso II	2.50	2.90
YZF-R6 (S)	RJ 09 / 095	600	2005			1430700	120/70 ZR 17 M/C (58W) TL	Diablo Fr.	1430000	180/55 ZR 17 M/C (73W) TL	Diablo	2.50	2.90
YZF-R6 (S)	RJ 09 / 095	600	2005			1868400	120/70 ZR 17 M/C (58W) TL	Angel ST Fr.	1868500	180/55 ZR 17 M/C (73W) TL	Angel ST	2.50	2.90
YZF-R7	RM 01	750	1999	10		2812600	120/70 ZR 17 M/C (58W) V3 TL	Diablo Supercorsa SP Fr.	3106800	180/55 ZR 17 M/C (73W) V3 TL	Diablo Supercorsa SP	2.50	2.90
YZF-R7	RM 01	750	1999	10		3111300	120/70 ZR 17 M/C (58W) TL	Angel GT II Fr.	3112000	180/55 ZR 17 M/C (73W) TL	Angel GT II	2.50	2.90
YZF-R7	RM 01	750	1999	10		2906900	120/70 ZR 17 M/C (58W) TL	Diablo Rosso Corsa II Fr.	2907100	180/55 ZR 17 M/C (73W) TL	Diablo Rosso Corsa II	2.50	2.90
YZF-R7	RM 01	750	1999			2166900	120/70 ZR 17 M/C (58W) TL	Diablo Supercorsa SP Fr.	2244800	180/55 ZR 17 M/C (73W) TL	Diablo Supercorsa SP	2.50	2.90
YZF-R7	RM 01	750	1999			2387600	120/70 ZR 17 M/C (58W) TL	Angel GT Fr.	2317600	180/55 ZR 17 M/C (73W) TL	Angel GT	2.50	2.90
YZF-R7	RM 01	750	1999			2635200	120/70 ZR 17 M/C (58W) TL	Diablo Rosso III Fr.	2635500	180/55 ZR 17 M/C (73W) TL	Diablo Rosso III	2.50	2.90
YZF-R7	RM 01	750	1999			1430700	120/70 ZR 17 M/C (58W) TL	Diablo Fr.	1430000	180/55 ZR 17 M/C (73W) TL	Diablo	2.50	2.90
Zest 50		50				2903100	100/90 - 10 56J TL	Angel Scooter	2903100	100/90 - 10 56J TL	Angel Scooter	-	-
Zest 80	4 MU	80	1994			2583700	100/80 - 10 53L TL	SL 38 UNICO	2583700	100/80 - 10 53L TL	SL 38 UNICO	1.50	2.50
Zest 80	4 MU	80	1994			0531800	100/80 - 10 53J TL	SL 26	0531800	100/80 - 10 53J TL	SL 26	1.50	2.50
ZERO													
ZERO DS; DSR		1	2015			0282200	100/90 - 19 M/C 57H TL	MT 60 Fr.	0284000	130/80 - 17 M/C 65H TL	MT 60	2.20	2.40
ZERO FX	Z2	1	2015			1005200	90/90 - 21 M/C 54S TT	MT 90 Front A/T	1004600	120/80 - 18 M/C 62S TT	MT 90 A/T	2.00	2.20
ZERO FXS		1	2015	10		3657000	110/70 ZR 17 M/C 54W V3 TL	Diablo Supercorsa SP Fr.	3657100	140/70 ZR 17 M/C 66W V3 TL	Diablo Supercorsa SP	-	-
ZERO FXS		1	2015	10		2854900	110/70 R 17 M/C 54H TL	Diablo Rosso III Fr.	2855000	140/70 R 17 M/C 66H TL	Diablo Rosso III	-	-
ZERO FXS		1	2015			2536000	110/70 R 17 M/C 54H TL	Diablo Rosso II RK	2536100	140/70 R 17 M/C 66H TL	Diablo Rosso II RK	-	-
ZERO S		1	2015	10		3657000	110/70 ZR 17 M/C 54W V3 TL	Diablo Supercorsa SP Fr.	3657100	140/70 ZR 17 M/C 66W V3 TL	Diablo Supercorsa SP	2.20	2.40
ZERO S		1	2015			2046800	110/70 - 17 M/C 54H TL	Sport Demon Fr.	2589600	140/70 - 17 M/C 66H TL	Sport Demon	2.20	2.40
ZERO S		1	2015	10		2854900	110/70 R 17 M/C 54H TL	Diablo Rosso III Fr.	2855000	140/70 R 17 M/C 66H TL	Diablo Rosso III	2.20	2.40
ZERO S		1	2015			2536000	110/70 R 17 M/C 54H TL	Diablo Rosso II RK	2536100	140/70 R 17 M/C 66H TL	Diablo Rosso II RK	2.20	2.40
ZERO SR		1	2015	10		3657000	110/70 ZR 17 M/C 54W V3 TL	Diablo Supercorsa SP Fr.	3657100	140/70 ZR 17 M/C 66W V3 TL	Diablo Supercorsa SP	2.20	2.40
ZERO SR	Z 1	1	2015			2854900	110/70 R 17 M/C 54H TL	Diablo Rosso III Fr.	2855000	140/70 R 17 M/C 66H TL	Diablo Rosso III	2.20	2.40
ZERO SR	Z 1	1	2015			2536000	110/70 R 17 M/C 54H TL	Diablo Rosso II RK	2536100	140/70 R 17 M/C 66H TL	Diablo Rosso II RK	2.20	2.40
ZJNDAPP													
R 50		50				2903200	3.00 - 10 50J reinf.TL	Angel Scooter	2903200	3.00 - 10 50J reinf.TL	Angel Scooter	1.60	1.80
R 50		50				0401900	3.00 - 10 42J	SC 30	0401900	3.00 - 10 42J	SC 30	1.60	1.80

Technical Data

Category	Rim	Description	Pattern Set	Application	F/R	IP Code	Footnote	Measuring Rim width	Permitted Rim width range	Max width in service	Diameter in service	Centrifugal radius at V-Max (W=240 km/h)	Rolling Circumference +/- 2%	Load capacity (kg)	V-max	Tube
On Road	14	100/80 - 14 M/C 54S TL Reinf	ANGEL CITY	Sport Touring	REAR	2690500	7	-2.50-	2.15-2.75	114	528	266	1558	212	180	-
	15	130/90 - 15 M/C 66S	ROUTE MT 66	Cruiser	REAR	1003300		-3.00-	2.50-3.50	147	631	320	1857	300	180	-
		130/90 - 15 M/C 66S TL	CITY DEMON	Urban	REAR	1545600	7	-3.00-	2.50-3.50	147	631	320	1857	300	180	-
		140/70 - 15 M/C 69P TL Reinf	SPORT DEMON	Sport Touring	REAR	1628900	7	-3.75-	3.50-4.50	162	591	299	1743	325	150	-
		140/90 - 15 M/C 70H TL	ROUTE MT 66	Cruiser	REAR	0800200	7	-3.50-	2.75-3.75	159	651	333	1912	335	210	-
		150/90 - 15 M/C 74H TL	ROUTE MT 66	Cruiser	REAR	0800300	7	-3.50-	3.00-4.25	173	669	344	1966	375	210	-
		170/80 - 15 M/C 77S TT	ROUTE MT 66	Cruiser	REAR	1003400	7	-4.00-	3.50-4.50	193	673	341	1972	412	180	ME 15
		170/80 B 15 M/C 77H TL	NIGHT DRAGON GT	Cruiser	REAR	2592500	7	-4.00-	3.50-4.50	193	673	345	1972	412	210	ME 15
		170/80 - 15 M/C 77H TL	ROUTE MT 66	Cruiser	REAR	0760900	7	-4.00-	3.50-4.50	193	673	345	1972	412	210	ME 15
		180/70 B 15 M/C 76H TL	NIGHT DRAGON	Cruiser	REAR	1815500	7	-5.00-	4.25-5.50	203	651	333	1912	400	210	ME 15
		180/70 - 15 M/C 76H TL	ROUTE MT 66	Cruiser	REAR	0929000	7	-5.00-	4.25-5.50	203	651	333	1912	400	210	ME 15
		200/70 B 15 M/C 82H TL	NIGHT DRAGON	Cruiser	REAR	1815600	7	-5.50-	4.50-6.25	229	681	349	1996	475	210	-
	16	100/80 - 16 M/C 50T TL	MT 75	Sport Touring	FRONT	0317400	7	-2.50-	2.15-2.75	114	578	291	1709	190	190	MB 16
		100/90 - 16 M/C 54H TL	SPORT DEMON	Sport Touring	FRONT	1403100	7	-2.50-	2.15-2.75	114	596	305	1770	212	210	MB 16
		110/70 - 16 M/C 52P TL	SPORT DEMON	Sport Touring	FRONT	1622500	7	-3.00-	2.50-3.50	126	570	288	1691	200	150	MB 16
		110/90 - 16 M/C 59V TL	SPORT DEMON	Sport Touring	FRONT	1342100	3/7/8	-2.50-	2.15-3.00	125	616	318	1824	243	240	MC 16
		120/70 - 16 M/C 57P TL	SPORT DEMON	Sport Touring	FRONT	1628800	7	-3.50-	2.75-3.75	137	586	295	1733	230	150	-
		120/80 - 16 M/C 60T TL	MT 75	Sport Touring	REAR	0317500	7	-2.75-	2.50-3.00	134	612	311	1806	250	190	MC 16
		120/80 V 16 M/C (60V) TL	SPORT DEMON	Sport Touring	FRONT	1447800	3/7/8	-2.75-	2.50-3.00	134	612	314	1806	250	250	MC 16
		120/90 - 16 M/C 63S TL	CITY DEMON	Urban	REAR	1545700	7	-2.75-	2.50-3.00	125	638	322	1878	272	180	MC 16
		130/70 ZR 16 M/C (61W) TL	DIABLO	Sport	FRONT	1429600	4/7/8	-3.50-	3.50-4.00	143	600	303	1776	257	300	-
		130/70 - 16 M/C 61P TL	SPORT DEMON	Sport Touring	REAR	2589400	7	-3.50-	3.00-4.00	147	600	303	1733	257	150	-
		130/90 - 16 M/C 67V TL	SPORT DEMON	Sport Touring	REAR	1403600	3/7/8	-3.00-	2.50-3.50	147	656	339	1933	307	240	MD 16
		130/90 B 16 M/C 67H TL	NIGHT DRAGON	Cruiser	FRONT	2211500	7	-3.00-	2.50-3.50	147	656	335	1933	307	210	MD 16
		130/90 B 16 M/C 73H TL Reinf	NIGHT DRAGON	Cruiser	FRONT	2211600	7	-3.00-	2.50-3.50	147	656	335	1933	365	210	MD 16
		130/90 B 16 M/C 73H TL Reinf	NIGHT DRAGON GT	Cruiser	REAR	2902500	7	-3.00-	2.50-3.50	147	656	335	1933	365	210	MD 16
		130/90 - 16 67H TL	ROUTE MT 66	Cruiser	FRONT	0800600	7	-3.00-	2.50-3.50	147	656	335	1933	307	210	MD 16
		130/90 - 16 73H TL Reinf	ROUTE MT 66	Cruiser	REAR	0800400	7	-3.00-	2.50-3.50	147	656	335	1933	365	210	MD 16
		130/90 - 16 M/C 67S	CITY DEMON	Urban	REAR	1340800		-3.00-	2.50-3.50	147	656	332	1933	307	180	MD 16
		140/90 - 16 71H TL	ROUTE MT 66	Cruiser	REAR	0851900	7	-3.50-	2.75-3.75	161	676	345	1987	345	210	MD 16
		150/70 - 16 M/C 68S TL	SPORT DEMON	Sport Touring	REAR	1610300	7	-4.25-	3.50-4.50	169	630	319	1860	315	180	-
		150/80 V 16 M/C (71V) TL	SPORT DEMON	Sport Touring	REAR	1342300	3/7/8	-3.50-	3.00-4.25	170	662	342	1951	345	240	MD 16
		150/80 B 16 M/C 71H TL	NIGHT DRAGON	Cruiser	FRONT	1815400	7	-3.50-	3.00-4.25	170	662	339	1951	345	210	MD 16
		150/80 B 16 M/C 77H TL Reinf	NIGHT DRAGON GT	Cruiser	REAR	2592600	7	-3.50-	3.00-4.25	170	662	339	1951	412	210	MD 16
	150/80 - 16 71H TL	ROUTE MT 66	Cruiser	FRONT	0800700	7	-3.50-	3.00-4.00	170	662	339	1951	345	210	MD 16	
	150/80 - 16 M/C 71H TL	ROUTE MT 66	Cruiser	REAR	0800500	7	-3.50-	3.00-4.00	170	662	339	1951	345	210	MD 16	
	180/60 R 16 M/C 80H TL Reinf	NIGHT DRAGON GT	Cruiser	REAR	2595700	3/7/8	-5.00-	4.25-5.50	205	656	335	1933	375	240	-	
	180/65 B 16 M/C 81H TL Reinf	NIGHT DRAGON GT	Cruiser	REAR	2592700	7	-5.00-	4.25-5.50	205	656	335	1933	462	210	-	
	180/70 R 16 M/C 77H TL	NIGHT DRAGON	Cruiser	REAR	2212300	7	-5.00-	5.00-5.50	199	676	342	1987	412	210	-	
	3.50 - 16 M/C 58P TT Reinf	CITY DEMON	Urban	REAR	1755500		-2.15-	1.85-2.50	111	612	306	1806	236	150	MB 16	
	MT90 B 16 M/C 72H TL	NIGHT DRAGON	Cruiser	FRONT	1770500	7	-3.00-	2.50-3.50	149	672	341	1963	355	210	MD 16	
	MT90 B 16 M/C 74H TL	NIGHT DRAGON GT	Cruiser	REAR	2812300	7	-3.00-	2.50-3.50	149	672	341	1963	375	210	MD 16	
	MU85 B 16 M/C 77H TL	NIGHT DRAGON GT	Cruiser	REAR	2592800	7	-3.50-	3.00-3.50	158	681	345	1987	412	210	MD 16	
17	70/90 - 17 M/C 38S TL	ANGEL CITY	Sport Touring	FRONT	2627000	7	-1.60-	1.40-1.85	79	566	285	1685	132	180	-	
	80/80 - 17 M/C 46S TL Reinf	ANGEL CITY	Sport Touring	FRONT	2925800	7	-1.85-	1.60-2.15	91	568	286	1691	170	180	-	
	80/90 - 17 M/C 44S TL	ANGEL CITY	Sport Touring	F/R	2580600	7	-1.85-	1.60-2.15	91	586	295	1740	160	180	-	
	80/90 - 17 M/C 44S TL	ANGEL CITY	Sport Touring	REAR	2627100	7	-1.85-	1.60-2.15	91	586	295	1740	160	180	-	
	80/100 - 17 M/C 46S TL	ANGEL CITY	Sport Touring	FRONT	2580700	7	-1.85-	1.60-2.15	91	604	304	1788	170	180	-	
	90/80 - 17 M/C 46S TL	ANGEL CITY	Sport Touring	F/R	2580400	7	-2.15-	1.85-2.50	102	586	295	1740	170	180	MA 17	
	90/90 - 17 M/C 49S TL	ANGEL CITY	Sport Touring	F/R	2780100	7	2.15	1.85-2.50	103	606	305	1794	185	180	-	
	100/70 - 17 M/C 49S TL	ANGEL CITY	Sport Touring	REAR	2902700	7	-2.75-	2.50-3.00	112	582	293	1727	185	180	-	
	100/80 R 17 M/C 52H TL (R)	DIABLO ROSSO II	Sport	FRONT	2409200	7	-2.50-	2.50-2.75	111	604	304	1788	200	210	MA 17	
	100/80 R 17 M/C 52H TL	DIABLO ROSSO III	Sport	FRONT	2854700	7	-2.50-	2.50-2.75	111	604	304	1788	200	210	MA 17	
	100/80 - 17 M/C 52P TL	MT 75	Sport Touring	REAR	0319800	7	-2.50-	2.15-2.75	114	604	304	1788	200	150	MA 17	
	100/80 - 17 M/C 52S TL	ANGEL CITY	Sport Touring	FRONT	2580800	7	-2.50-	2.15-2.75	114	604	304	1788	200	180	MA 17	



Technical Data

Category	Rim	Description	Pattern Set	Application	F/R	IP Code	Footnote	Measuring Rim width	Permitted Rim width range	Max width in service	Diameter in service	Centrifugal radius at V-Max (W=240 km/h)	Rolling Circumference +/- 2%	Load capacity (kg)	V-max	Tube
On Road	17	100/80 - 17 M/C 52S TL	ANGEL CITY	Sport Touring	REAR	2580900	7	-2.50-	2.15-2.75	114	604	304	1788	200	180	
		100/80 - 17 M/C 52H TL	SPORT DEMON	Sport Touring	FRONT	2583900	7	-2.50-	2.15-2.75	114	604	306	1788	200	210	MA 17
		100/90 - 17 M/C 55S TL	ANGEL CITY	Sport Touring	REAR	2581000	7	-2.50-	2.15-2.75	114	624	315	1848	218	180	
		110/70 ZR 17 M/C 54W TL SC1	DIABLO SUPERCORSA V3	Racing	FRONT	3141700	7	-3.00-	3.00-3.50	123	596	301	1770	212	270	MC 17
		110/70 R 17 M/C 54H TL	DIABLO ROSSO II	Sport	FRONT	2072500	7	-3.00-	3.00-3.50	123	596	301	1770	212	210	-
		110/70 R 17 M/C 54H TL	DIABLO ROSSO III	Sport	FRONT	2854900	7	-3.00-	3.00-3.50	123	596	301	1770	212	210	-
		110/70 ZR 17 M/C 54W TL	DIABLO ROSSO II	Sport	FRONT	2069900	4/7/8	-3.00-	3.00-3.50	123	596	301	1770	212	270	-
		110/70 ZR 17 M/C 54W TL	DIABLO ROSSO III	Sport	FRONT	2635000	4/7/8	-3.00-	3.00-3.50	123	596	301	1770	212	270	-
		110/70 - 17 M/C 54S TL	ANGEL CITY	Sport Touring	F/R	2702200	7	-3.00-	2.50-3.50	127	596	301	1770	212	180	-
		110/70 - 17 M/C 54H TL	SPORT DEMON	Sport Touring	FRONT	2589300	7	-3.00-	2.50-3.50	127	596	303	1770	212	210	-
		110/80 - 17 M/C 57S TL	MT 75	Sport Touring	REAR	0968300	7	-2.50-	2.15-3.00	125	620	313	1836	230	180	MC 17
		110/80 - 17 M/C 57H TL	SPORT DEMON	Sport Touring	FRONT	1343000	7	-2.50-	2.15-3.00	125	620	315	1836	230	210	MC 17
		120/60 R 17 M/C 55H TL	DIABLO ROSSO II	Sport	FRONT	2210300	7	-3.50-	3.00-3.75	134	586	295	1740	218	210	-
		120/60 ZR 17 M/C (55W) TL	DIABLO ROSSO II	Sport	FRONT	2070000	4/7/8	-3.50-	3.00-3.75	134	586	295	1740	218	280	-
		120/60 ZR 17 M/C (55W) TL	DIABLO ROSSO III	Sport	FRONT	2635100	4/7/8	-3.50-	3.00-3.75	134	586	295	1740	218	280	-
		120/60 ZR 17 M/C (55W) TL	ANGEL GT	Sport Touring	FRONT	2316900	4/7/8	-3.50-	3.00-3.75	134	586	295	1740	218	280	-
		120/60 ZR 17 M/C (55W) TL	ANGEL ST	Sport Touring	FRONT	2595800	4/7/8	-3.50-	3.00-3.75	134	586	295	1740	218	280	-
		120/60 ZR 17 M/C (55W) TL	ANGEL GT II	Sport Touring	FRONT	3111200	4/7/8	-3.50-	3.50-3.75	134	586	295	1740	218	280	-
		120/65 ZR 17 M/C (56W) TL	DIABLO ROSSO III	Sport	FRONT	2907600	4/7/8	-3.50-	3.50-3.75	134	598	302	1776	224	290	-
		120/70 ZR 17 M/C 58W TL SC1	DIABLO SUPERCORSA V3	Racing	FRONT	3309100		-3.50-	3.50-3.75	133	612	308	1812	236	270	MC 17
		120/70 ZR 17 M/C 58W TL SC2	DIABLO SUPERCORSA V3	Racing	FRONT	3309200		-3.50-	3.50-3.75	133	612	308	1812	236	270	MC 17
		120/70 ZR 17 M/C (58W) TL	DIABLO ROSSO CORSA II	Supersport	FRONT	2906900	4/7/8	-3.50-	3.50-3.75	134	612	308	1812	236	320	MC 17
		120/70 ZR 17 M/C (58W) TL SP	DIABLO SUPERCORSA V3	Supersport	FRONT	3519500	4/7/8	-3.50-	3.50-3.75	134	612	308	1812	236	320	MC 17
		120/70 ZR 17 M/C (58W) TL SP	DIABLO SUPERCORSA V3	Supersport	FRONT	2812600	4/7/8	-3.50-	3.50-3.75	134	612	308	1812	236	320	MC 17
		120/70 R 17 M/C 58H TL	DIABLO ROSSO II	Sport	FRONT	2210400	7	-3.50-	3.50-3.75	134	612	308	1812	236	210	MC 17
		120/70 R 17 M/C 58V TL	PHANTOM SPORTSCOMP	Sport	FRONT	1566300	3/7/8	-3.50-	3.50-3.75	134	612	308	1812	236	240	MC 17
		120/70 ZR 17 M/C (58W) TL	DIABLO	Sport	FRONT	1430700	4/7/8	-3.50-	3.50-3.75	134	612	308	1812	236	300	MC 17
		120/70 ZR 17 M/C (58W) TL (D)	DIABLO ROSSO II	Sport	FRONT	2148800	4/7/8	-3.50-	3.50-3.75	134	612	308	1812	236	320	MC 17
		120/70 ZR 17 M/C (58W) TL (K)	DIABLO ROSSO II	Sport	FRONT	2291900	4/7/8	-3.50-	3.50-3.75	134	612	308	1812	236	320	MC 17
		120/70 ZR 17 M/C (58W) TL (D)	DIABLO ROSSO III	Sport	FRONT	2807800	4/7/8	-3.50-	3.50-3.75	134	612	308	1812	236	320	MC 17
		120/70 ZR 17 M/C (58W) TL	DIABLO ROSSO III	Sport	FRONT	2635200	4/7/8	-3.50-	3.50-3.75	134	612	308	1812	236	320	MC 17
		120/70 ZR 17 M/C (58W) TL	PHANTOM SPORTSCOMP	Sport	FRONT	2636200	4/7/8	-3.50-	3.50-3.75	134	612	308	1812	236	300	MC 17
		120/70 - 17 M/C 58S TL	ANGEL CITY	Sport Touring	F/R	2580500	7	-3.50-	2.75-3.75	136	612	308	1812	236	180	MC17
		120/70 - 17 M/C 58H TL	SPORT DEMON	Sport Touring	FRONT	1564700	7	-3.50-	2.75-3.75	136	612	311	1812	236	210	MC17
		120/70 ZR 17 M/C (58W) TL	ANGEL GT	Sport Touring	FRONT	2387600	4/7/8	-3.50-	3.50-3.75	134	612	308	1812	236	320	MC 17
		120/70 ZR 17 M/C (58W) TL (A)	ANGEL GT	Sport Touring	FRONT	2497200	4/7/8	-3.50-	3.50-3.75	134	612	308	1812	236	320	MC 17
		120/70 ZR 17 M/C (58W) TL	ANGEL ST	Sport Touring	FRONT	1868400	4/7/8	-3.50-	3.50-3.75	134	612	308	1812	236	300	MC 17
		120/70 ZR 17 M/C (58W) TL (A)	ANGEL ST	Sport Touring	FRONT	1915700	4/7/8	-3.50-	3.50-3.75	134	612	308	1812	236	300	MC 17
		120/70 ZR 17 M/C (58W) TL	ANGEL GT II	Sport Touring	FRONT	3111300	4/7/8	-3.50-	3.50-3.75	134	612	308	1812	236	320	MC 17
		120/70 ZR 17 M/C (58W) TL	ANGEL GT II	Sport Touring	FRONT	3111400	4/7/8	-3.50-	3.50-3.75	134	612	308	1812	236	320	MC 17
		120/70 ZR 17 M/C (58W) TL	SCORPION TRAIL II	Enduro Street	FRONT	2526300	4/7/8	-3.50-	3.50-3.75	133	612	308	1812	236	280	MC 17
		120/90 - 17 M/C 64S	ROUTE MT 66	Cruiser	FRONT	1016400	7	-2.75-	2.50-3.00	134	664	335	1957	280	180	MC 17
		120/90 - 17 M/C 64S TT	SCORPION TRAIL	Enduro Street	REAR	1726700		-2.75-	2.50-3.00	134	664	335	1957	280	180	MC 17
		130/70 R 17 M/C 62H TL (R)	DIABLO ROSSO II	Sport	REAR	2409300	7	-3.50-	3.50-4.00	143	626	316	1854	265	210	MC 17
		130/70 R 17 M/C 62H TL	DIABLO ROSSO III	Sport	REAR	2854800	7	-3.50-	3.50-4.00	143	626	316	1854	265	210	MC 17
		130/70 - 17 M/C 62S TL	ANGEL CITY	Sport Touring	REAR	3243400	7	-3.50-	3.00-4.00	147	626	316	1854	265	180	MC 17
		130/70 - 17 M/C 62H TL	SPORT DEMON	Sport Touring	REAR	2589500	7	-3.50-	3.00-4.00	147	626	319	1854	265	210	MC 17
		130/80 - 17 M/C 65H TL	SPORT DEMON	Sport Touring	REAR	1343200	7	-3.00-	2.50-3.50	147	654	334	1933	290	210	MD 17
		130/80 B 17 MC 65H TL	NIGHT DRAGON	Cruiser	FRONT	2211400	7	-3.00-	2.50-3.50	147	654	334	1933	290	210	-
		130/80 - 17 M/C 65S TT	SCORPION TRAIL	Enduro Street	REAR	1726900		-3.00-	2.50-3.50	147	654	330	1933	290	180	MD 17
	130/80 R 17 M/C 65V TL	SCORPION TRAIL II	Enduro Street	REAR	2526900	3/7/8	-3.00-	3.00-3.50	143	654	330	1933	290	240	MD 17	
	130/90 - 17 M/C 68V TL	SPORT DEMON	Sport Touring	REAR	1403800	3/7/8	-3.00-	2.50-3.50	147	682	352	2011	315	240	MD 17	
	140/70 ZR 17 M/C 66W TL SC1	DIABLO SUPERCORSA V3	Racing	REAR	3141900	7	-3.75-	3.75-4.50	157	642	324	1897	300	270	-	
	140/70 R 17 M/C 66H TL	DIABLO ROSSO II	Sport	REAR	2055400	7	-3.75-	3.75-4.50	157	642	324	1897	300	210	-	
	140/70 R 17 M/C 66H TL	DIABLO ROSSO III	Sport	REAR	2855000	7	-3.75-	3.75-4.50	157	642	324	1897	300	210	-	
	140/70 - 17 M/C 66S TL	ANGEL CITY	Sport Touring	REAR	3566600	7	-3.75-	3.50-4.50	162	642	324	1897	300	180	MD 17	
	140/70 - 17 M/C 66H TL	SPORT DEMON	Sport Touring	REAR	2589600	7	-3.75-	3.50-4.50	162	642	327	1897	300	210	MD 17	

Footnotes see last page



Technical Data

Category	Rim	Description	Pattern Set	Application	F/R	IP Code	Footnote	Measuring Rim width	Permitted Rim width range	Max width in service	Diameter in service	Centrifugal radius at V-Max (M=240 km/h)	Rolling circumference +/- 2%	Load capacity (kg)	V-max	Tube	
On Road	17	140/75 R 17 M/C 67V TL	NIGHT DRAGON	Cruiser	FRONT	1815000	7	-3.50-	3.50-4.25	157	656	332	1939	307	240	MD 17	
		140/80 VB 17 M/C (69V) TL	SPORT DEMON	Sport Touring	REAR	1342600	3/7/8	-3.50-	2.75-3.75	144	672	346	1981	325	240	MD 17	
		140/80 - 17 M/C 69H TL	NIGHT DRAGON	Cruiser	FRONT	2211700	7	-3.50-	2.75-3.75	144	672	343	1981	325	210	-	
		140/80 R 17 M/C 69V TL	SCORPION TRAIL II	Enduro Street	REAR	2527000	3/7/8	-3.50-	3.50-3.75	154	672	339	1981	325	240	MD 17	
		150/60 ZR 17 M/C 66W TL SC1	DIABLO SUPERCORSA V3	Racing	REAR	3309300	7	-4.25-	4.00-4.50	164	624	315	1848	300	270	-	
		150/60 ZR 17 M/C 66W TL SC2	DIABLO SUPERCORSA V3	Racing	REAR	3309400	7	-4.25-	4.00-4.50	164	624	315	1848	300	270	-	
		150/60 R 17 M/C 66H TL	DIABLO ROSSO II	Sport	REAR	2210500	7	-4.25-	4.00-4.50	164	624	315	1848	300	210	MD 17	
		150/60 R 17 M/C 66H TL	DIABLO ROSSO III	Sport	REAR	2855100	7	-4.25-	4.00-4.50	164	624	315	1848	300	210	MD 17	
		150/60 ZR 17 M/C 66W TL	DIABLO ROSSO II	Sport	REAR	2070100	4/7/8	-4.25-	4.00-4.50	164	624	315	1848	300	270	MD 17	
		150/60 ZR 17 M/C 66W TL	DIABLO ROSSO III	Sport	REAR	2635300	4/7/8	-4.25-	4.00-4.50	164	624	315	1848	300	270	MD 17	
		150/60 - 17 M/C 66S TL	ANGEL CITY	Sport Touring	REAR	2690600	7	-4.25-	3.50-4.50	169	624	315	1848	300	180	MD 17	
		150/70 R 17 M/C 69H TL	PHANTOM SPORTSCOMP	Sport	REAR	2690200	7	-4.25-	4.00-4.50	164	656	332	1939	325	210	MD 17	
		150/70 - 17 M/C 69H TL	SPORT DEMON	Sport Touring	REAR	1343300	7	-4.25-	3.50-4.50	169	656	335	1939	325	210	MD 17	
		150/70 R 17 M/C 69V TL	ANGEL GT	Sport Touring	REAR	2491000	3/7/8	-4.25-	4.00-4.50	164	656	332	1939	325	240	MD 17	
		150/70 ZR 17 M/C (69W) TL	ANGEL GT II	Sport Touring	REAR	3111600	4/7/8	-4.25-	4.00-4.50	164	656	332	1939	325	280	MD 17	
		150/70 R 17 M/C 69V TL	SCORPION TRAIL II	Enduro Street	REAR	2527100	3/7/8	-4.25-	4.00-4.50	162	656	332	1939	325	240	MD 17	
		150/70 R 17 M/C 69V TL (G)	SCORPION TRAIL II	Enduro Street	REAR	2636400	3/7/8	-4.25-	4.00-4.50	162	656	332	1939	325	240	MD 17	
		160/60 ZR 17 M/C 69W TL SC1	DIABLO SUPERCORSA V3	Racing	REAR	3309500			-4.50-	4.25-5.00	177	638	322	1884	325	270	MD 17
		160/60 ZR 17 M/C 69W TL SC2	DIABLO SUPERCORSA V3	Racing	REAR	3309600			-4.50-	4.25-5.00	177	638	322	1884	325	270	MD 17
		160/60 ZR 17 M/C (69W) TL	DIABLO ROSSO CORSA II	Supersport	REAR	2907000	4/7/8	-4.50-	4.25-5.00	177	638	322	1884	325	280	MD 17	
		160/60 R 17 M/C 69H TL	DIABLO ROSSO II	Sport	REAR	2210600	7	-4.50-	4.25-5.00	177	638	322	1884	325	210	MD 17	
		160/60 ZR 17 M/C (69W) TL	DIABLO	Sport	REAR	1430400	4/7/8	-4.50-	4.25-5.00	177	638	322	1884	325	290	MD 17	
		160/60 ZR 17 M/C (69W) TL	DIABLO ROSSO II	Sport	REAR	2070200	4/7/8	-4.50-	4.25-5.00	177	638	322	1884	325	290	MD 17	
		160/60 ZR 17 M/C (69W) TL	DIABLO ROSSO III	Sport	REAR	2635400	4/7/8	-4.50-	4.25-5.00	177	638	322	1884	325	280	MD 17	
		160/60 ZR 17 M/C (69W) TL	ANGEL GT	Sport Touring	REAR	2317400	4/7/8	-4.50-	4.25-5.00	177	638	322	1884	325	280	MD 17	
		160/60 ZR 17 M/C (69W) TL	ANGEL ST	Sport Touring	REAR	1868800	4/7/8	-4.50-	4.25-5.00	177	638	322	1884	325	280	MD 17	
		160/60 ZR 17M/C (69W) TL	ANGEL GT II	Sport Touring	REAR	3111700	4/7/8	-4.50-	4.25-5.00	177	638	322	1884	325	280	MD 17	
		160/60 ZR 17 M/C (69W) TL	SCORPION TRAIL II	Enduro Street	REAR	2527200	4/7/8	-4.50-	4.25-5.00	177	638	322	1884	325	280	MD 17	
		160/70 B 17 M/C 79V TL Reinf	NIGHT DRAGON GT	Cruiser	REAR	2902400	7	-4.50-	3.75-5.00	183	672	343	1981	365	240	-	
		170/60 ZR 17 M/C (72W) TL	DIABLO ROSSO II	Sport	REAR	2070300	4/7/8	-4.50-	4.50-5.50	185	650	328	1921	355	290	-	
		170/60 R 17 M/C 72V TL	ANGEL GT II	Sport Touring	REAR	3111800	3/7/8	-4.50-	4.50-5.50	185	650	328	1921	355	240	-	
		170/60 ZR 17 M/C (72W) TL	ANGEL GT	Sport Touring	REAR	2317500	4/7/8	-4.50-	4.50-5.50	185	650	328	1921	355	290	-	
		170/60 R 17 M/C (72W) TL	ANGEL GT II	Sport Touring	REAR	3111900	4/7/8	-4.50-	4.50-5.50	185	650	328	1921	355	290	-	
		170/60 R 17 M/C 78V TL Reinf	NIGHT DRAGON	Cruiser	REAR	2212000	3/7/8	-4.50-	4.50-5.50	190	650	328	1921	425	240	-	
		170/60 R 17 M/C 72V TL	SCORPION TRAIL II	Enduro Street	REAR	2802900	3/7/8	-4.50-	4.50-5.50	190	650	328	1921	355	240	-	
		170/60 ZR 17 M/C 72W TL (D)	SCORPION TRAIL II	Enduro Street	REAR	2746800	4/7/8	-4.50-	4.50-5.50	190	650	328	1921	355	270	-	
		170/60 ZR 17 M/C 72W TL (K)	SCORPION TRAIL II	Enduro Street	REAR	2803100	4/7/8	-4.50-	4.50-5.50	190	650	328	1921	355	270	-	
		180/55 ZR 17 M/C 73W TL SC2	DIABLO SUPERCORSA V3	Racing	REAR	3309700	4/7/8	-5.50-	5.50-6.00	196	644	325	1903	365	270	-	
		180/55 ZR 17 M/C (73W) TL	DIABLO ROSSO CORSA II	Supersport	REAR	2907100	4/7/8	-5.50-	5.50-6.00	196	644	325	1903	365	300	-	
		180/55 ZR 17 M/C (73W) TL SP	DIABLO SUPERCORSA V3	Supersport	REAR	3106800	4/7/8	-5.50-	5.50-6.00	196	644	325	1903	365	300	-	
		180/55 R 17 M/C 73V TL	PHANTOM SPORTSCOMP	Sport	REAR	1566400	3/7/8	-5.50-	5.50-6.00	196	644	325	1903	365	240	-	
		180/55 ZR 17 M/C (73W) TL	DIABLO	Sport	REAR	1430000	4/7/8	-5.50-	5.50-6.00	196	644	325	1903	365	300	-	
		180/55 ZR 17 M/C (73W) TL	DIABLO ROSSO II	Sport	REAR	2068500	4/7/8	-5.50-	5.50-6.00	196	644	325	1903	365	300	-	
		180/55 ZR 17 M/C (73W) TL	DIABLO ROSSO III	Sport	REAR	2635500	4/7/8	-5.50-	5.50-6.00	196	644	325	1903	365	300	-	
		180/55 ZR 17 M/C (73W) TL	PHANTOM SPORTSCOMP	Sport	REAR	2636300	4/7/8	-5.50-	5.50-6.00	196	644	325	1903	365	300	-	
		180/55 ZR 17 M/C (73W) TL (D)	DIABLO ROSSO III	Sport	REAR	3243700	4/7/8	-5.50-	5.50-6.00	196	644	325	1903	365	300	-	
		180/55 ZR 17 M/C (73W) TL	ANGEL GT	Sport Touring	REAR	2317600	4/7/8	-5.50-	5.50-6.00	196	644	325	1903	365	300	-	
		180/55 ZR 17 M/C (73W) TL (A)	ANGEL GT	Sport Touring	REAR	2321200	4/7/8	-5.50-	5.50-6.00	196	644	325	1903	365	300	-	
		180/55 ZR 17 M/C (73W) TL	ANGEL ST	Sport Touring	REAR	1868500	4/7/8	-5.50-	5.50-6.00	196	644	325	1903	365	300	-	
		180/55 ZR 17 M/C (73W) TL	ANGEL GT II	Sport Touring	REAR	3112000	4/7/8	-5.50-	5.50-6.00	196	644	325	1903	365	300	-	
	180/55 ZR 17 M/C (73W) TL	ANGEL GT II	Sport Touring	REAR	3112100	4/7/8	-5.50-	5.50-6.00	196	644	325	1903	365	300	-		
	180/55 ZR 17 M/C (73W) TL	SCORPION TRAIL II	Enduro Street	REAR	2527400	4/7/8	-5.50-	5.50-6.00	196	644	325	1903	365	280	-		
	180/60 R 17 M/C 75V TL SC0	DIABLO SUPERCORSA V3	Racing	REAR	3309800			-5.00-	5.00-5.50	199	664	335	1957	387	240	-	
	180/60 ZR 17 M/C 75W TL SC1	DIABLO SUPERCORSA V3	Racing	REAR	3309900			-5.00-	5.00-5.50	199	664	335	1957	387	270	-	
	180/60 ZR 17 M/C 75W TL SC2	DIABLO SUPERCORSA V3	Racing	REAR	3310000			-5.00-	5.00-5.50	199	664	335	1957	387	270	-	
	180/60 ZR 17 M/C (75W) TL	DIABLO ROSSO CORSA II	Supersport	REAR	2907200	4/7/8	-5.00-	5.00-5.50	199	664	335	1957	387	300	-		
	180/60 ZR 17 M/C (75W) TL SP	DIABLO SUPERCORSA V3	Supersport	REAR	3310500	4/7/8	-5.00-	5.00-5.50	199	664	335	1957	387	300	-		



Technical Data

Category	Rim	Description	Pattern Set	Application	F/R	IP Code	Footnote	Measuring Rim width	Permitted Rim width range	Max width in service	Diameter in service	Centrifugal radius at V-Max (W=240 km/h)	Rolling Circumference +/- 2%	Load capacity (kg)	V-max	Tube	
On Road	17	180/60 ZR 17 M/C (75W) TL	DIABLO ROSSO II	Sport	REAR	2321900	4/7/8	-5.00-	5.00-5.50	199	664	335	1957	387	300	-	
		180/60 ZR 17 M/C (75W) TL	DIABLO ROSSO III	Sport	REAR	2635600	4/7/8	-5.00-	5.00-5.50	199	664	335	1957	387	300	-	
		180/60 B 17 M/C 81H TL Reinf	NIGHT DRAGON	Cruiser	REAR	1773000	7	-5.00-	4.25-5.50	205	664	338	1957	462	210	-	
		180/60 B 17 M/C 75V TL	NIGHT DRAGON	Cruiser	REAR	2212100	3/7/8	-5.00-	4.25-5.50	205	664	341	1957	387	240	-	
		190/50 ZR 17 M/C (73W) TL	DIABLO ROSSO CORSA II	Supersport	REAR	2907300	4/7/8	-6.00-	5.50-6.00	208	636	321	1878	365	320	-	
		190/50 ZR 17 M/C (73W) TL SP	DIABLO SUPERCORSA V3	Supersport	REAR	3310600	4/7/8	-6.00-	5.50-6.00	208	636	321	1878	365	320	-	
		190/50 ZR 17 M/C (73W) TL	DIABLO	Sport	REAR	1429700	4/7/8	-6.00-	5.50-6.00	208	636	321	1878	365	300	-	
		190/50 ZR 17 M/C (73W) TL	DIABLO ROSSO II	Sport	REAR	2068600	4/7/8	-6.00-	5.50-6.00	208	636	321	1878	365	320	-	
		190/50 ZR 17 M/C (73W) TL	DIABLO ROSSO III	Sport	REAR	2635700	4/7/8	-6.00-	5.50-6.00	208	636	321	1878	365	320	-	
		190/50 ZR 17 M/C (73W) TL	ANGEL GT	Sport Touring	REAR	2317700	4/7/8	-6.00-	5.50-6.00	208	636	321	1878	365	320	-	
		190/50 ZR 17 M/C (73W) TL (A)	ANGEL GT	Sport Touring	REAR	2321300	4/7/8	-6.00-	5.50-6.00	208	636	321	1878	365	320	-	
		190/50 ZR 17 M/C (73W) TL	ANGEL ST	Sport Touring	REAR	1868700	4/7/8	-6.00-	5.50-6.00	208	636	321	1878	365	320	-	
		190/50 ZR 17 M/C(73W) TL	ANGEL GT II	Sport Touring	REAR	3112200	4/7/8	-6.00-	5.50-6.00	208	636	321	1878	365	320	-	
		190/50 ZR 17 M/C (73W) TL	ANGEL GT II	Sport Touring	REAR	3112300	4/7/8	-6.00-	5.50-6.00	208	636	321	1878	365	320	-	
		190/55 ZR 17 M/C 75W TL SC2	DIABLO SUPERCORSA V3	Racing	REAR	3310100		-6.00-	5.50-6.00	203	656	332	1939	387	270	-	
		190/55 ZR 17 M/C (75W) TL	DIABLO ROSSO CORSA II	Supersport	REAR	2907400	4/7/8	-6.00-	5.50-6.00	203	656	332	1939	387	320	-	
		190/55 ZR 17 M/C (75W) TL SP	DIABLO SUPERCORSA V3	Supersport	REAR	3115100	4/7/8	-6.00-	5.50-6.00	203	656	332	1939	387	320	-	
		190/55 ZR 17 M/C (75W) TL	DIABLO ROSSO II	Sport	REAR	2068700	4/7/8	-6.00-	5.50-6.00	203	656	332	1939	387	320	-	
		190/55 ZR 17 M/C (75W) TL (D)	DIABLO ROSSO III	Sport	REAR	3042900	4/7/8	-6.00-	5.50-6.00	203	656	332	1939	387	320	-	
		190/55 ZR 17 M/C (75W) TL	DIABLO ROSSO III	Sport	REAR	2635800	4/7/8	-6.00-	5.50-6.00	203	656	332	1939	387	320	-	
		190/55 ZR 17 M/C (75W) TL	ANGEL GT	Sport Touring	REAR	2317800	4/7/8	-6.00-	5.50-6.00	203	656	332	1939	387	320	-	
		190/55 ZR 17 M/C (75W) TL (A)	ANGEL GT	Sport Touring	REAR	2361600	4/7/8	-6.00-	5.50-6.00	203	656	332	1939	387	320	-	
		190/55 ZR 17 M/C (75W) TL (D)	ANGEL GT	Sport Touring	REAR	2400000	4/7/8	-6.00-	5.50-6.00	203	656	332	1939	387	320	-	
		190/55 ZR 17 M/C (75W) TL	ANGEL ST	Sport Touring	REAR	2068800	4/7/8	-6.00-	5.50-6.00	203	656	332	1939	387	320	-	
		190/55 ZR 17 M/C (75W) TL	ANGEL GT II	Sport Touring	REAR	3112400	4/7/8	-6.00-	5.50-6.00	203	656	332	1939	387	320	-	
		190/55 ZR 17 M/C (75W) TL	ANGEL GT II	Sport Touring	REAR	3112500	4/7/8	-6.00-	5.50-6.00	203	656	332	1939	387	320	-	
		190/55 ZR 17 M/C (75W) TL	SCORPION TRAIL II	Enduro Street	REAR	2527500	4/7/8	-6.00-	5.50-6.00	203	656	332	1939	387	280	-	
		200/50 ZR 17 M/C (75W) TL	DIABLO ROSSO II	Sport	REAR	2322000	4/7/8	-6.25-	6.00-6.50	217	646	326	1919	387	300	-	
		200/55 R 17 M/C 78V TL SC0	DIABLO SUPERCORSA V3	Racing	REAR	3310200		-6.25-	6.00-6.50	216	668	337	1969	240	320	-	
		200/55 ZR 17 M/C 78W TL SC1	DIABLO SUPERCORSA V3	Racing	REAR	3310300		-6.25-	6.00-6.50	216	668	337	1969	270	320	-	
		200/55 ZR 17 M/C (78W) TL	DIABLO ROSSO CORSA II	Supersport	REAR	2907500	4/7/8	-6.25-	6.00-6.50	216	668	337	1969	425	320	-	
		200/55 ZR 17 M/C (78W) TL SP	DIABLO SUPERCORSA V3	Supersport	REAR	3310700	4/7/8	-6.25-	6.00-6.50	216	668	337	1969	425	320	-	
		200/55 ZR 17 M/C (78W) TL	DIABLO ROSSO III	Sport	REAR	2635900	4/7/8	-6.25-	6.00-6.50	216	668	337	1969	425	320	-	
		200/55 R 17 M/C 78V TL	NIGHT DRAGON GT	Cruiser	REAR	2595600	3/7/8	-6.25-	6.00-6.50	216	668	337	1969	425	240	-	
		200/60 ZR 17 M/C 80W TL SC1	DIABLO SUPERCORSA V3	Racing	REAR	3626000	4/7/8	-5.50-	6.00-6.25	223	688	348	2029	450	320	-	
		200/60 ZR 17 M/C (80W) TL SP	DIABLO SUPERCORSA V3	Supersport	REAR	2812700	4/7/8	-5.50-	6.00-6.25	223	688	348	2029	450	320	-	
		200/60 ZR 17 M/C (80W) TL	DIABLO ROSSO CORSA II	Supersport	REAR	3559500	4/7/8	-5.50-	6.00-6.25	223	688	348	2029	450	320	-	
		240/45 ZR 17 M/C (82W) TL	DIABLO ROSSO II	Sport	REAR	2072400	4/7/8	-8.50-	8.00-9.00	262	664	335	1957	475	300	-	
		240/45 ZR 17 M/C (82W) TL	DIABLO ROSSO III	Sport	REAR	2717800	4/7/8	-8.50-	8.00-9.00	262	664	335	1957	475	300	-	
		2.25 - 17 M/C 38P Reinf	CITY DEMON	Urban	FRONT	1102900		-1.50-	1.20-1.60	67	568	284	1679	132	150	7 A 17	
		2.50 - 17 M/C 43P Reinf TT	ANGEL City	Sport Touring	F/R	3445500	0	-1.50-	1.35-1.60	71	580	291	1715	155	150	7 A 17	
		2.50 - 17 M/C 43P TT Reinf	CITY DEMON	Urban	REAR	1103000		-1.50-	1.35-1.60	71	580	291	1715	155	150	7 A 17	
		2.75 - 17 M/C 47P Reinf TT	ANGEL City	Sport Touring	REAR	3445600	0	-1.85-	1.50-1.85	86	600	300	1776	175	150	MA 17	
	18		90/90 - 18 M/C 57P Reinf	CITY DEMON	Urban	REAR	2584000		-2.15-	1.85-2.50	103	631	316	1869	230	150	MA 18
			90/90 - 18 M/C 57P TL Reinf	CITY DEMON	Urban	REAR	1966800		-2.15-	1.85-2.50	103	631	316	1869	230	150	MA 18
		90/90 - 18 M/C 51H	CITY DEMON	Urban	FRONT	1419300		-2.15-	1.85-2.50	103	631	321	1869	195	210	MA 18	
		90/100 - 18 M/C 54S TL	CITY DEMON	Urban	FRONT	1341000	7	-2.15-	1.85-2.50	103	649	328	1924	212	180	MB 18	
		100/90 - 18 M/C 56H TL	PHANTOM SPORTSCOMP	Sport	FRONT	3131000	7	-2.50-	2.15-2.75	114	649	331	1924	224	210	MB 18	
		100/90 - 18 M/C 56H TL	PHANTOM SPORTSCOMP	Sport	FRONT	2499000	7	-2.50-	2.15-2.75	114	649	331	1924	224	210	MB 18	
		100/90 - 18 M/C 56H TL	SPORT DEMON	Sport Touring	FRONT	1419700	7	-2.50-	2.15-2.75	114	649	331	1924	224	210	MB 18	
		100/90 - 18 M/C 56H TL	ROUTE MT 66	Cruiser	FRONT	1003900	7	-2.50-	2.15-2.75	114	649	331	1924	224	210	MB 18	
		100/90 - 18 M/C 56V TL	SCORPION TRAIL II	Enduro Street	FRONT	2526600	3/7/8	-2.50-	2.15-2.75	114	649	328	1924	224	240	MB 18	
		110/80 R 18 M/C 58V TL	PHANTOM SPORTSCOMP RS	Sport	FRONT	3142100	3/7/8	-2.50-	2.50-3.00	122	645	326	1912	236	240	MB 18	
		110/80 - 18 M/C 58H TL	SPORT DEMON	Sport Touring	REAR	1404300	7	-2.50-	2.15-3.00	125	645	328	1912	236	210	MB 18	
		110/80 - 18 M/C 58V TL	SPORT DEMON	Sport Touring	FRONT	1404200	3/7/8	-2.50-	2.15-3.00	125	645	331	1912	236	240	MB 18	
		110/80 ZR 18 M/C (58W) TL	ANGEL GT	Sport Touring	FRONT	2317100	4/7/8	-2.50-	2.50-3.00	122	645	326	1912	236	280	MB 18	
		110/90 - 18 M/C 61H TL	SPORT DEMON	Sport Touring	REAR	1404500	7	-2.50-	2.15-3.00	125	669	341	1978	257	210	MD 18	

Footnotes see last page



Technical Data

Category	Rim	Description	Pattern Set	Application	F/R	IP Code	Footnote	Measuring Rim width	Permitted Rim width range	Max width in service	Diameter in service	Centrifugal radius at V-Max (M=240 km/h)	Rolling circumference +/- 2%	Load capacity (kg)	V-max	Tube	
On Road	18	110/90 - 18 M/C 61V TL	SPORT DEMON	Sport Touring	FRONT	1404400	3/7/8	-2.50-	2.15-3.00	125	669	344	1978	257	240	MC 18	
		120/70 ZR 18 M/C (59W) TL	ANGEL GT	Sport Touring	FRONT	2317200	4/7/8	-3.50-	3.50-3.75	134	637	321	1887	243	300	MB 18	
		120/80 - 18 M/C 62H TL	SPORT DEMON	Sport Touring	REAR	1404600	7	-2.75-	2.50-3.00	133	663	337	1960	265	210	-	
		120/90 - 18 M/C 65V TL	SPORT DEMON	Sport Touring	REAR	1404700	3/7/8	-2.75-	2.50-3.00	134	689	354	2032	290	240	-	
		120/90 - 18 M/C 65H TL	ROUTE MT 66	Cruiser	REAR	1004100	7	-2.75-	2.50-3.00	134	689	351	2032	290	210	-	
		130/70 - 18 M/C 63H TL	PHANTOM SPORTSCOMP	Sport	REAR	3131100	7	-3.50-	3.00-4.00	147	651	332	1930	272	210	-	
		130/70 R 18 M/C 63V TL	PHANTOM SPORTSCOMP RS	Sport	REAR	3142200	3/7/8	-3.50-	3.50-4.00	143	651	329	1930	272	240	-	
		130/70 - 18 M/C 63H TL	SPORT DEMON	Sport Touring	REAR	1343400	7	-3.50-	3.00-4.00	147	651	332	1930	272	210	-	
		130/70 B 18 M/C 63H TL	NIGHT DRAGON	Cruiser	FRONT	2211200	7	-3.50-	3.00-4.00	147	651	332	1930	272	210	-	
		130/70 R 18 M/C 63V TL	NIGHT DRAGON	Cruiser	FRONT	2211300	3/7/8	-3.50-	3.50-4.00	143	651	329	1930	272	240	-	
		130/80 - 18 M/C 66V TL	SPORT DEMON	Sport Touring	REAR	1404800	3/7/8	-3.00-	2.50-3.50	147	679	350	2008	300	240	MD 18	
		140/70 - 18 M/C 67V TL	SPORT DEMON	Sport Touring	REAR	1405000	3/7/8	-3.75-	3.50-4.50	162	667	343	1972	307	240	MD 18	
		140/70 - 18 M/C 73H TL Reinf	NIGHT DRAGON	Cruiser	FRONT	1772700	7	-3.75-	3.50-4.50	162	667	340	1972	365	210	MD 18	
		150/70 R 18 M/C 70V TL	PHANTOM SPORTSCOMP RS	Sport	REAR	3142300	3/7/8	-4.25-	4.00-4.50	165	681	345	2014	335	240	-	
		150/70 B 18 M/C 76H TL Reinf	NIGHT DRAGON	Cruiser	REAR	1772900	7	-4.25-	3.50-4.50	169	681	348	2014	400	210	-	
		150/70 R 18 M/C 70V TL	SCORPION TRAIL II	Enduro Street	REAR	2803200	3/7/8	-4.25-	4.00-4.50	165	681	345	2014	335	240	MD 18	
		160/60 ZR 18 M/C (70W) TL	ANGEL GT	Sport Touring	REAR	2317900	4/7/8	-4.50-	4.25-5.00	178	663	335	1960	335	280	-	
		180/55 B 18 M/C 80H TL Reinf	NIGHT DRAGON GT	Cruiser	F/R	2812200	7	-5.50-	5.50-6.00	201	661	341	1978	450	210	-	
		180/55 ZR 18 M/C (74W) TL	NIGHT DRAGON	Cruiser	REAR	1815100	4/7/8	-5.50-	5.50-6.00	196	669	338	1978	375	280	-	
		200/50 R 18 M/C 82H TL Reinf	NIGHT DRAGON GT	Cruiser	REAR	3440600	7	-6.25-	6.00-6.50	216	671	339	1984	475	210	-	
		240/40 ZR 18 M/C (79W) TL	DIABLO	Sport	REAR	1682600	4/7/8	-8.50-	8.00-9.00	262	663	335	1960	437	280	-	
		240/40 VR 18 M/C (79V) TL	NIGHT DRAGON	Cruiser	REAR	1862300	4/7/8	-8.50-	8.00-9.00	262	663	335	1960	437	260	-	
		2.75 - 18 M/C 42P TL	CITY DEMON	Urban	FRONT	1966900		-1.85-	1.50-1.85	86	625	313	1851	150	150	MA 18	
		3.00 - 18 M/C 47S	ROUTE MT 66	Cruiser	FRONT	1003500		-1.85-	1.60-2.15	95	639	323	1893	175	180	MA 18	
		3.00 - 18 M/C 52P TL Reinf	CITY DEMON	Urban	REAR	1546200	7	-1.85-	1.60-2.15	95	639	323	1893	200	150	MA 18	
		3.00 - 18 M/C 47S TL	CITY DEMON	Urban	FRONT	2375600		-1.85-	1.60-2.15	95	639	323	1893	175	180	MA 18	
		3.25 - 18 M/C 52S	CITY DEMON	Urban	REAR	1340900		-2.15-	1.85-2.50	106	651	329	1930	200	180	MA 18	
		3.50 - 18 M/C 62P Reinf	CITY DEMON	Urban	REAR	2584100		-2.15-	1.85-2.50	111	663	332	1960	265	150	MB 18	
	On Road	19	90/90 - 19 52H TL	ROUTE MT 66	Cruiser	FRONT	0800900	7	-2.15-	1.85-2.50	103	657	334	1948	200	210	MA 19
			90/90 - 19 M/C 52S	CITY DEMON	Urban	FRONT	1341300		-2.15-	1.85-2.50	103	657	331	1948	200	180	MA 19
			100/90 - 19 M/C 57V TL	SPORT DEMON	Sport Touring	FRONT	1405200	3/7/8	-2.50-	2.15-2.75	114	675	346	2002	230	240	MC 19
			100/90 - 19 M/C 57S	ROUTE MT 66	Cruiser	FRONT	1003600		-2.50-	2.15-2.75	114	675	341	2002	230	180	MC 19
			100/90 - 19 M/C 57H TL	NIGHT DRAGON	Cruiser	FRONT	1772500	7	-2.50-	2.15-2.75	114	675	344	2002	230	210	MC 19
			100/90 - 19 M/C 57H TL	ROUTE MT 66	Cruiser	FRONT	0801000	7	-2.50-	2.15-2.75	114	675	344	2002	230	210	MC 19
			100/90 - 19 M/C 57V TL	SCORPION TRAIL II	Enduro Street	FRONT	2526700	3/7/8	-2.50-	2.15-2.75	114	675	348	2002	230	240	MC 19
		110/80 R 19 M/C 59V TL	ANGEL GT	Sport Touring	FRONT	2490900	3/7/8	-2.50-	2.50-3.00	122	671	339	1990	243	240	MC 19	
		110/80 R 19 M/C 59V TL	SCORPION TRAIL II	Enduro Street	FRONT	2526500	3/7/8	-2.50-	2.50-3.00	123	671	339	1990	243	240	MC 19	
		110/90 - 19 M/C 62H TL	NIGHT DRAGON	Cruiser	FRONT	2211000	7	-2.50-	2.15-3.00	125	695	354	2057	265	210	MC 19	
		110/90 - 19 M/C 62H TL	ROUTE MT 66	Cruiser	FRONT	0760800	7	-2.50-	2.15-3.00	125	695	354	2057	265	210	MC 19	
		120/70 R 19 M/C 60V TL	ANGEL GT II	Sport Touring	FRONT	3111500	3/7/8	-3.50-	3.50-3.75	133	663	334	1966	250	240	MC 19	
		120/70 ZR 19 M/C (60W) TL	NIGHT DRAGON	Cruiser	FRONT	1814800	4/7/8	-3.50-	3.50-3.75	133	663	334	1966	250	280	MC 19	
		120/70 R 19 M/C 60V TL	SCORPION TRAIL II	Enduro Street	FRONT	2802800	3/7/8	-3.50-	3.00-3.75	133	663	334	1966	250	240	-	
		120/70 ZR 19 M/C 60W TL (D)	SCORPION TRAIL II	Enduro Street	FRONT	2746700	4/7/8	-3.50-	3.00-3.75	133	663	334	1966	250	270	-	
		120/70 ZR 19 M/C 60W TL (K)	SCORPION TRAIL II	Enduro Street	FRONT	2803000	4/7/8	-3.50-	3.00-3.75	133	663	334	1966	250	270	-	
		130/60 B 19 M/C 61H TL	NIGHT DRAGON	Cruiser	FRONT	2812100	7	-3.50-	3.00-4.00	147	649	330	1930	257	210	-	
On Road	21	80/90 - 21 48H	ROUTE MT 66	Cruiser	FRONT	0801100	7	-1.85-	1.60-2.15	91	687	348	2044	180	210	MA 21	
		90/90 - 21 M/C 54H TL	NIGHT DRAGON	Cruiser	FRONT	1815300	7	-2.15-	1.85-2.50	103	707	359	2099	212	210	MA 21	
		90/90 - 21 M/C 54S TT	SCORPION TRAIL	Enduro Street	FRONT	1726500		-2.15-	1.85-2.50	103	707	356	2099	212	180	MA 21	
		90/90 - 21 M/C 54V TL	SCORPION TRAIL II	Enduro Street	FRONT	2526800	3/7/8	-2.15-	1.85-2.50	103	707	361	2099	212	240	MA 21	
		120/70 B 21 M/C 68H TL Reinf	NIGHT DRAGON	Cruiser	FRONT	2211100	7	-3.50-	2.75-3.75	136	713	362	2117	315	210	MA 21	
		MH90 - 21 M/C 54H TL	NIGHT DRAGON	Cruiser	FRONT	1770400	7	-1.85-	1.60-2.15	92	700	354	2072	212	210	MA 21	
23	130/60 B 23 M/C 65H TL	NIGHT DRAGON	Cruiser	FRONT	2468800	7	-3.50-	3.00-4.00	147	750	382	2235	290	210	-		



Technical Data

Category	Rim	Description	Pattern Set	Application	F/R	IP Code	Footnote	Measuring Rim width	Permitted Rim width range	Max width in service	Diameter in service	Centrifugal radius at V-Max (W=240 km/h)	Rolling Circumference +/- 2%	Load capacity (kg)	V-max	Tube	
Scooter	10	80/90 - 10 44J TL	ANGEL SCOOTER	Scooter	F/R	2903400	7	-1.85-	1.60-2.15	90	408	-	1190	160	100	-	
		80/100 - 10 46J TL	ANGEL SCOOTER	Scooter	F/R	2903300	7	-1.85-	1.60-2.15	90	426	-	1238	170	100	-	
		90/90 - 10 50J TL	ANGEL SCOOTER	Scooter	F/R	2902900	7	-2.15-	1.85-2.50	101	428	-	1244	190	100	-	
		100/80 - 10 53J TL	SL 26	Scooter	F/R	0531800	7	-2.50-	2.15-2.75	112	426	-	1238	206	100	10 C 10	
		100/80 - 10 53L TL	SL 38 UNICO	Scooter	F/R	2583700	7	-2.50-	2.15-2.75	112	426	-	1238	206	120	10 C 10	
		100/90 - 10 56J TL	ANGEL SCOOTER	Scooter	F/R	2903100	7	-2.50-	2.15-2.75	112	446	-	1298	224	100	-	
		110/80 - 10 58J TL	SL 26	Scooter	F/R	0532000	7	-2.50-	2.15-3.00	123	442	-	1286	236	100	10 C 10	
		120/70 - 10 54L TL Reinf	SL 38 UNICO	Scooter	F/R	2583800	7	-3.50-	2.75-3.75	135	434	-	1262	212	120	10 C 10	
		120/90 - 10 66J TL	SL 26	Scooter	F/R	0737100	7	-2.75-	2.50-3.00	132	486	-	1405	300	100	10 C 10	
		120/90 - 10 57J TL	SL 60	Scooter	F/R	0550500	7	-2.75-	2.50-3.00	132	486	-	1405	230	100	10 C 10	
		120/90 - 10 57L TL	SL 90	Scooter	FRONT	1471600	7	-2.75-	2.50-3.00	132	486	-	1405	230	120	10 C 10	
		130/70 - 10 59L TL Reinf	SL 38 UNICO	Scooter	F/R	1201900	7	-3.50-	3.00-4.00	144	448	-	1304	243	120	10 C 10	
		130/90 - 10 61J TL	SL 26	Scooter	F/R	0791900	7	-3.00-	2.50-3.50	144	504	-	1459	257	100	-	
		130/90 - 10 61J TL	SL 60	Scooter	F/R	0550800	7	-3.00-	2.50-3.50	144	504	-	1459	257	100	-	
		150/80 - 10 65L TL	SL 90	Scooter	REAR	1471700	7	-3.50-	3.00-4.25	170	510	-	1477	290	120	-	
		3.00 - 10 50J TL Reinf	ANGEL SCOOTER	Scooter	F/R	2903200	7	-2.10-	1.85-2.50	91	422	-	1235	190	100	10 C 10	
		3.00 - 10 42J	SC 30	Scooter	F/R	0401900	7	-2.10-	1.85-2.50	91	422	-	1235	150	100	10 C 10	
		3.50 - 10 59J TL Reinf	ANGEL SCOOTER	Scooter	F/R	2903000	7	-2.50-	2.15-2.75	103	450	-	1307	243	100	10 C 10	
		11	110/70 - 11 45L TL	ANGEL SCOOTER	Scooter	F/R	2924900	7	-3.00-	2.50-3.50	124	443	-	1295	165	120	-
			110/70 - 11 45L TL	SL 38 UNICO	Scooter	F/R	2589200	7	-3.00-	2.50-3.50	124	443	-	1295	165	120	-
			120/70 - 11 56L TL Reinf	ANGEL SCOOTER	Scooter	F/R	2925000	7	-3.50-	2.75-3.75	135	459	-	1336	224	120	-
			130/70 - 11 60L TL Reinf	SL 36 SINERGY	Scooter	F/R	2149800	7	-3.50-	3.00-4.00	144	473	-	1378	250	120	-
		12	110/70 - 12 47P TL	ANGEL SCOOTER	Scooter	F/R	2769500	7	-3.00-	2.50-3.50	124	469	-	1372	175	150	-
			110/70 - 12 47P TL	DIABLO ROSSO SCOOTER	Scooter	FRONT	2925300	7	-3.00-	2.50-3.50	124	469	-	1372	175	150	-
			110/90 - 12 64P TL	ANGEL SCOOTER	Scooter	F/R	2769600	7	-2.50-	2.15-3.00	123	517	-	1504	280	150	-
			110/100 - 12 67J TL	SL 26	Scooter	F/R	0695600	7	-2.50-	2.15-2.75	121	541	-	1570	307	100	16 C 12
			120/70 - 12 51L TL	SL 26	Scooter	F/R	1232800	7	-3.25-	2.75-3.75	134	485	-	1414	195	120	-
			120/70 - 12 51P TL	ANGEL SCOOTER	Scooter	F/R	2769700	7	-3.25-	2.75-3.75	134	485	-	1414	195	150	-
			120/70 - 12 58P TL Reinf	ANGEL SCOOTER	Scooter	REAR	2770900	7	-3.25-	2.75-3.75	134	485	-	1414	236	150	-
			120/70 - 12 58P TL Reinf	DIABLO ROSSO SCOOTER	Scooter	F/R	2925400	7	-3.25-	2.75-3.75	134	485	-	1414	236	150	-
			120/70 - 12 51P TL	SL 26	Scooter	F/R	0998800	7	-3.25-	2.75-3.75	134	485	-	1414	195	150	-
			120/70 - 12 51S TL	ANGEL SCOOTER	Scooter	FRONT	2769800	7	-3.25-	2.75-3.75	134	485	-	1414	195	180	-
			120/80 - 12 55J TL	SL 60	Scooter	F/R	0800000	7	-2.75-	2.50-3.00	132	511	-	1486	218	100	-
			130/70 - 12 56L TL	SL 26	Scooter	F/R	0736900	7	-3.50-	3.00-4.00	144	499	-	1456	265	150	-
			130/70 - 12 62P TL Reinf	ANGEL SCOOTER	Scooter	F/R	2771000	7	-3.50-	3.00-4.00	144	499	-	1456	265	150	-
			130/70 - 12 62P TL Reinf	DIABLO ROSSO SCOOTER	Scooter	REAR	2925500	7	-3.50-	3.00-4.00	144	499	-	1456	265	150	-
			130/80 - 12 60J TL	SL 60	Scooter	F/R	0800100	7	-3.00-	2.50-3.50	144	527	-	1534	250	100	-
			140/60 - 12 62L TL Reinf	SL 36 SINERGY	Scooter	F/R	2149900	7	-3.75-	3.50-4.50	159	485	-	1414	265	120	-
			140/70 - 12 65P TL Reinf	ANGEL SCOOTER	Scooter	REAR	2771100	7	-3.75-	3.50-4.50	159	515	-	1498	290	150	-
		13	110/70 - 13 M/C 48P TL	ANGEL SCOOTER	Scooter	FRONT	2769900	7	-3.00-	2.50-3.50	127	494	250	1462	180	150	-
			110/70 - 13 M/C 48S TL	ANGEL SCOOTER	Scooter	FRONT	3078300	7	-3.00-	2.50-3.50	127	494	250	1462	180	180	-
		110/90 - 13 M/C 56P TL	ANGEL SCOOTER	Scooter	FRONT	2770000	7	-2.50-	2.15-3.00	125	542	271	1595	224	150	-	
		120/70 - 13 M/C 53P TL	ANGEL SCOOTER	Scooter	FRONT	2770100	7	-3.50-	3.00-3.75	137	510	257	1504	206	150	-	
		130/60 - 13 M/C 60P TL Reinf	ANGEL SCOOTER	Scooter	F/R	2771400	7	-3.50-	3.00-4.00	147	496	251	1468	250	150	-	
		130/70 - 13 M/C 63P TL Reinf	ANGEL SCOOTER	Scooter	REAR	2771200	7	-3.50-	3.00-4.00	147	524	265	1546	272	150	-	
		140/60 - 13 M/C 63P TL Reinf	ANGEL SCOOTER	Scooter	REAR	2771300	7	-3.75-	3.50-4.50	162	510	257	1504	272	150	-	
		140/70 - 13 M/C 61P TL	ANGEL SCOOTER	Scooter	REAR	2902100	7	-3.75-	3.50-4.50	162	540	273	1589	257	150	-	
		150/70 - 13 M/C 64S TL	ANGEL SCOOTER	Scooter	REAR	3107300	7	-4.25-	3.50-4.50	169	554	281	1631	280	180	-	
		150/70 - 13 M/C 64S TL	DIABLO ROSSO SCOOTER	Scooter	REAR	2769100	7	-4.25-	3.50-4.50	169	554	281	1631	280	180	-	
	14	80/80 - 14 43J Reinf	ML 12	Scooter	F/R	0244700		-1.85-	1.60-2.15	91	492	-	1462	155	100	6M14	
		80/80 - 14 M/C 43S TL Reinf	ANGEL SCOOTER	Scooter	FRONT	2925700		-1.85-	1.60-2.15	91	492	-	1462	155	180	6M14	
		90/80 - 14 M/C 49S TL	ANGEL SCOOTER	Scooter	F/R	2770200	7	-2.15-	1.85-2.50	103	510	257	1510	185	180	-	
		100/80 - 14 M/C 54S TL Reinf	ANGEL SCOOTER	Scooter	F/R	2902300	7	-2.50-	2.15-2.75	114	528	266	1558	212	180	-	
		100/90 - 14 M/C 57P TL Reinf	ANGEL SCOOTER	Scooter	REAR	3445700	7	-2.50-	2.15-2.75	114	542	250	1619	230	150	-	

Footnotes see last page



Technical Data

Category	Rim	Description	Pattern Set	Application	F/R	IP Code	Footnote	Measuring Rim width	Permitted Rim width range	Max width in service	Diameter in service	Centrifugal radius at V-Max (W=240 km/h)	Rolling Circumference +/- 2%	Load capacity (kg)	V-max	Tube	
Scooter	14	110/70 - 14 M/C 56S TL Reinf	ANGEL SCOOTER	Scooter	REAR	2925600	#N/D	-3.00-	2.50-3.50	121	520	263	1540	224	180		
		110/80 - 14 M/C 59J TL Reinf	MANDRAKE MT 15	Scooter	REAR	2588200	7	-2.50-	2.15-3.00	125	544	275	1607	243	100	MB 14	
		110/80 - 14 M/C 59S TL Reinf	ANGEL SCOOTER	Scooter	REAR	2902800	7	-2.50-	2.15-3.00	125	544	275	1607	243	180	MB 14	
		120/70 - 14 M/C 55P TL	ANGEL SCOOTER	Scooter	F/R	2770300	7	-3.50-	2.75-3.75	137	536	270	1582	218	150	-	
		120/70 - 14 M/C 55S TL	DIABLO ROSSO SCOOTER	Scooter	FRONT	2768500	7	-3.50-	2.75-3.75	137	536	270	1582	218	180	-	
		120/70 R 14 M/C 55H TL	DIABLO ROSSO SCOOTER	Scooter	FRONT	2768600	7	-3.50-	3.50-3.75	134	536	270	1582	218	210	-	
		120/80 - 14 M/C 58P TL	ANGEL SCOOTER	Scooter	REAR	2864000	7	-2.75-	2.50-3.00	134	562	284	1655	236	150	-	
		120/80 - 14 M/C 58S TL	DIABLO ROSSO SCOOTER	Scooter	F/R	2768700	7	-2.75-	2.50-3.00	134	562	284	1655	236	180	-	
		140/60 - 14 M/C 64P TL Reinf	ANGEL SCOOTER	Scooter	REAR	2771500	7	-3.75-	3.50-4.50	162	536	270	1582	280	180	-	
		140/60 - 14 M/C 64S TL Reinf	ANGEL SCOOTER	Scooter	REAR	2854300	7	-3.75-	3.50-4.50	162	536	270	1582	280	180	-	
		140/70 - 14 M/C 68P TL Reinf	ANGEL SCOOTER	Scooter	REAR	2771600	7	-3.75-	3.50-4.50	160	566	286	1667	315	150	-	
		140/70 - 14 M/C 68S TL Reinf	ANGEL SCOOTER	Scooter	REAR	2771700	7	-3.75-	3.50-4.50	160	566	286	1667	315	180	-	
		150/70 - 14 M/C 66P TL	ANGEL SCOOTER	Scooter	REAR	2771800	7	-4.25-	3.50-4.50	169	580	294	1709	300	150	-	
		150/70 - 14 M/C 66S TL	ANGEL SCOOTER	Scooter	REAR	2771900	7	-4.25-	3.50-4.50	169	580	294	1709	300	180	-	
		150/70 - 14 M/C 66S TL	DIABLO ROSSO SCOOTER	Scooter	REAR	2769200	7	-4.25-	3.50-4.50	169	580	294	1709	300	180	-	
		150/70 - 14 M/C 66S TL (B)	ANGEL SCOOTER	Scooter	REAR	3567600	7	-4.25-	3.50-4.50	169	580	294	1709	300	180	-	
		160/60 R 14 M/C 65H TL	DIABLO ROSSO SCOOTER	Scooter	REAR	2769300	7	-4.50-	4.25-5.00	177	562	284	1655	290	210	-	
		15	120/70 - 15 M/C 56P TL	ANGEL SCOOTER	Scooter	FRONT	2770400	7	-3.50-	2.75-3.75	136	561	283	1658	224	150	-
			120/70 - 15 M/C 56S TL	ANGEL SCOOTER	Scooter	FRONT	2770500	7	-3.50-	2.75-3.75	136	561	283	1658	224	180	-
			120/70 - 15 M/C 56S TL	DIABLO ROSSO SCOOTER	Scooter	FRONT	2768800	7	-3.50-	2.75-3.75	136	561	283	1658	224	180	-
			120/70 R 15 M/C 56H TL	DIABLO ROSSO SCOOTER	Scooter	FRONT	2768900	7	-3.50-	3.50-3.75	134	561	283	1658	224	210	-
			130/80 - 15 M/C 63S TL	ANGEL SCOOTER	Scooter	REAR	2854400	7	-3.00-	2.50-3.50	147	603	305	1779	272	180	-
			160/60 R 15 M/C 67H TL	DIABLO ROSSO SCOOTER	Scooter	REAR	2769400	7	-4.50-	4.25-5.00	177	587	296	1730	307	210	-
		16	2 1/4 - 16 38J Reinf	ML 12	Scooter	F/R	0244000		-1.50-	1.20-1.60	67	540	-	1607	132	100	7A 16
			2 1/2 - 16 42J Reinf	ML 12	Scooter	F/R	0244100		-1.60-	1.20-1.85	75	558	-	1655	150	100	7A 16
			2 1/2 - 16 42J Reinf	ML 75	Scooter	F/R	0947600		-1.60-	1.20-1.85	75	558	-	1655	150	100	7A 16
			2 3/4 - 16 46J Reinf	ML 75	Scooter	F/R	0947700		-1.85-	1.50-1.85	80	568	-	1685	170	100	7A 16
			80/80 - 16 M/C 45J TL Reinf	MANDRAKE MT 15	Scooter	FRONT	2588000	7	-1.85-	1.60-2.15	91	542	271	1613	165	100	MA 16
			90/80 - 16 M/C 51J TL Reinf	MANDRAKE MT 15	Scooter	REAR	2588100	7	-2.15-	1.85-2.50	103	560	280	1661	195	100	MA 16
			90/80 - 16 M/C 51S TL Reinf	ANGEL SCOOTER	Scooter	F/R	2902200	7	-2.15-	1.85-2.50	103	560	280	1661	195	180	MA 16
			100/80 - 16 M/C 50P TL	ANGEL SCOOTER	Scooter	FRONT	2770600	7	-2.50-	2.15-2.75	114	578	289	1709	190	150	-
			110/70 - 16 M/C 52P TL	ANGEL SCOOTER	Scooter	F/R	2770700	7	-3.00-	2.50-3.50	126	570	288	1691	200	150	-
		110/70 - 16 M/C 52S TL	ANGEL SCOOTER	Scooter	FRONT	2770800	7	-3.00-	2.50-3.50	126	570	288	1691	200	180	-	
		120/70 R 16 M/C 57H TL	DIABLO ROSSO SCOOTER	Scooter	FRONT	2769000	7	-3.75-	3.50-3.75	137	586	295	1733	230	210	-	
		120/80 - 16 M/C 60P TL	ANGEL SCOOTER	Scooter	REAR	2772000	7	-2.75-	2.50-3.00	133	612	309	1806	250	150	MC 16	
		130/70 - 16 M/C 61P TL	ANGEL SCOOTER	Scooter	REAR	2772100	7	-3.50-	3.00-4.00	147	600	303	1776	257	150	-	
		130/70 R 16 M/C 61S TL	ANGEL SCOOTER	Scooter	REAR	2772200	7	-3.50-	3.50-4.00	143	600	303	1776	257	180	-	
		130/80 - 16 M/CT64P TL	ANGEL SCOOTER	Scooter	REAR	2772300	7	-3.00-	2.50-3.50	147	628	314	1854	280	150	-	
		140/70 - 16 M/C 65P TL	ANGEL SCOOTER	Scooter	REAR	2772400	7	-3.75-	3.50-4.50	160	616	311	1818	290	150	-	
	17	2 - 17 31J Reinf	ML 12	Scooter	F/R	0244200		-1.35-	1.20-1.35	80	-	-	-	109	100	7A 17	
		2 1/4 - 17 39J Reinf	ML 12	Scooter	F/R	0244300		-1.50-	1.20-1.60	67	566	-	1685	136	100	7A 17	
		120/70 R 17 M/C 58H TL	DIABLO ROSSO SCOOTER	Scooter	FRONT	3562600	7	-3.50-	3.50-3.75	134	612	308	1812	236	210	MC 17	
		2.50 - 17 43J Reinf	ML 75	Scooter	F/R	0894000		-1.50-	1.35-1.60	71	580	-	1715	155	100	7A 17	
Off Road	10	2.50 - 10 NHS 33J	SCORPION MX EXTRA J	Motocross	FRONT	2134200	6	-1.75-	1.35-1.75	103	-	-	-	-	-	MA 10	
		2.50 - 10 NHS 33J	SCORPION MX32 MID SOFT	Motocross	FRONT	1663900	6	-1.75-	1.35-1.75	103	-	-	-	-	-	MA 10	
		2.75 - 10 NHS 37J	SCORPION MX EXTRA J	Motocross	REAR	2133800	6	-1.85-	1.50-1.85	78	408	-	-	-	-	MA 10	
		2.75 - 10 NHS 37J	SCORPION MX32 MID SOFT	Motocross	REAR	1664400	6	-1.85-	1.50-1.85	78	408	-	-	-	-	MA 10	
		12	60/100 - 12 NHS 36M	SCORPION MX32 MID SOFT	Motocross	FRONT	1664000	6	-1.85-	1.50-1.85	78	408	-	-	-	-	MH 12
			80/100 - 12 NHS 50M	SCORPION MX EXTRA J	Motocross	REAR	2133900	6	-1.85-	1.60-2.15	89	477	-	-	190	-	MA 12
			80/100 - 12 NHS 50M	SCORPION MX32 MID SOFT	Motocross	REAR	1664500	6	-1.85-	1.60-2.15	89	477	-	-	190	-	MA 12
		14	60/100 - 14 NHS 29M	SCORPION MX EXTRA J	Motocross	FRONT	2134300	6	-1.40-	1.20-1.60	78	490	-	1438	103	-	MA 14
		60/100 - 14 NHS 29M	SCORPION MX32 MID SOFT	Motocross	FRONT	1664100	6	-1.40-	1.20-1.60	78	490	-	1438	103	-	MA 14	



Technical Data

Category	Rim	Description	Pattern Set	Application	F/R	IP Code	Footnote	Measuring Rim width	Permitted Rim width range	Max width in service	Diameter in service	Centrifugal radius at V-Max (W=240 km/h)	Rolling Circumference +/- 2%	Load capacity (kg)	V-max	Tube
14	90/100 - 14 NHS 49M	SCORPION MX EXTRA J	Motocross	REAR	2134000	6	-2.15-	1.85-2.50	118	558	-	1619	185	-	MB 14	
	90/100 - 14 NHS 49M	SCORPION MX32 MID SOFT	Motocross	REAR	1664600	6	-2.15-	1.85-2.50	118	558	-	1619	185	-	MB 14	
15	160/60 R 15 M/C 67H M+S TL	SCORPION RALLY STR	Enduro On/Off	REAR	2919900	7	-4.50-	4.25-5.00	178	587	297	587	307	210	-	
16	90/100 - 16 NHS 51M	SCORPION MX EXTRA J	Motocross	REAR	2134100	6	-2.15-	1.85-2.50	118	608	-	1770	195	-	MB 16	
	90/100 - 16 NHS 51M	SCORPION MX SOFT	Motocross	REAR	2263700	6	-2.15-	1.85-2.50	118	608	-	1770	195	-	MB 16	
	90/100 - 16 NHS 51M	SCORPION MX32 MID SOFT	Motocross	REAR	3252700	6	-2.15-	1.85-2.50	118	608	-	1770	195	-	MB 16	
	130/90 B 16 M/C 67H TL	MT60 RS	Enduro On/Off	FRONT	2925100	7	-3.00-	2.50-3.50	147	656	335	1933	307	210	MD 16	
	150/80 B16 M/C 77H TL Reinf	MT60 RS	Enduro On/Off	REAR	2925200	7	-3.50-	3.00-4.25	170	662	339	1951	412	210	MD 16	
17	70/100 - 17 NHS 40M	SCORPION MX EXTRA J	Motocross	FRONT	2134400	6	-1.60-	1.40-1.85	90	588	-	1727	-	-	MA 17	
	70/100 - 17 NHS 40M	SCORPION MX32 MID SOFT	Motocross	FRONT	1664200	6	-1.60-	1.40-1.85	90	588	-	1727	-	-	MA 17	
	110/70 R 17 M/C 54H M+S TL	SCORPION RALLY STR	Enduro On/Off	FRONT	2808100	7	-3.00-	3.00-3.50	123	596	301	1770	212	210	MC 17	
	110/90 - 17 M/C 60P	MT 60	Enduro On/Off	REAR	0998000		-2.50-	2.15-3.00	125	654	330	1903	250	150	MC 17	
	110/90 - 17 NHS 60M	SCORPION MX EXTRA J	Motocross	REAR	2134700	6	-2.50-	2.15-3.00	143	654	-	1903	-	-	MC 17	
	120/70 R 17 M/C 58H M+S TL	SCORPION RALLY STR	Enduro On/Off	FRONT	2919800	7	-3.50-	3.50-3.75	134	612	308	1812	236	210	MC 17	
	120/90 - 17 M/C 64R	MT 21 RALLYCROSS	Rally	REAR	0342300	5	-2.75-	2.50-3.00	134	674	340	1957	280	170	MC 17	
	120/70 R 17 M/C 58V M+S TL	SCORPION RALLY STR	Enduro On/Off	FRONT	3246500	3/7/8	-3.50-	3.50-3.75	134	612	308	1812	236	240	MC 17	
	120/70 ZR 17 M/C (58W) TL	MT60 RS	Enduro On/Off	FRONT	2636000	4/7/8	-3.50-	3.50-3.75	133	612	308	1812	236	280	MC 17	
	120/90 - 17 M/C 64S	MT 60	Enduro On/Off	REAR	0947500		-2.75-	2.50-3.00	134	674	340	1957	280	180	MC 17	
	120/90 - 17 M/C 64S	MT 90 A/T SCORPION	Enduro On/Off	REAR	1004300		-2.75-	2.50-3.00	134	664	335	1957	280	180	MC 17	
	120/90 - 17 M/C 64S(E)	MT 60	Enduro On/Off	REAR	3617800	0	-2.75-	2.50-3.00	134	674	340	1957	280	180	MC 17	
	130/80 - 17 M/C 65H TL	MT 60	Enduro On/Off	REAR	0284000	7	-3.00-	2.50-3.50	140	664	339	1933	290	210	MD 17	
	130/80 R 17 M/C 65V M+S TL	SCORPION RALLY STR	Enduro On/Off	REAR	2865400	3/7/8	-3.00-	3.00-3.50	143	654	330	1933	290	240	MD 17	
	130/90 - 17 M/C 68P	MT 21 RALLYCROSS	Rally	REAR	0697800	5	-3.00-	2.50-3.50	147	694	347	2011	315	150	MD 17	
	140/80 - 17 M/C 69H TL	MT 60	Enduro On/Off	REAR	0281900	7	-3.50-	2.75-3.75	158	682	348	1981	325	210	MD 17	
	140/80 R 17 M/C 69V M+S TL	SCORPION RALLY STR	Enduro On/Off	REAR	2865500	3/7/8	-3.50-	3.50-3.75	154	672	339	1981	325	240	MD 17	
	150/60 R 17M/C 66H M+S TL	SCORPION RALLY STR	Enduro On/Off	REAR	2808200	7	-4.25-	4.00-4.50	164	624	315	1848	300	210	-	
	150/70 R 17 M/C 69V M+S TL	SCORPION RALLY STR	Enduro On/Off	REAR	2865200	3/7/8	-4.25-	4.00-4.50	164	656	332	1939	325	240	MD 17	
	150/70 - 17 M/C 69R M+S TL	SCORPION RALLY	Rally	REAR	2068300	5/7	-4.25-	3.50-4.50	169	668	337	1939	325	170	MD 17	
	160/60 R 17 M/C 69H TL	MT60 RS	Enduro On/Off	REAR	2504000	7	-4.50-	4.50-5.00	177	638	322	1884	325	210	MD 17	
	170/60 R 17 M/C 72T M+S TL	SCORPION RALLY	Rally	REAR	2439600	5/7	-4.50-	4.50-5.50	190	650	328	1921	355	190	ME G17	
	170/60 R 17 M/C 72V M+S TL	SCORPION RALLY STR	Enduro On/Off	REAR	2803700	3/7/8	-4.50-	4.50-5.50	190	650	328	1921	355	240	-	
	180/55 R 17 M/C 73H TL	MT60 RS	Enduro On/Off	REAR	2504100	7	-5.50-	5.50-6.00	196	644	325	1903	365	210	-	
	180/55 R 17 M/C 73V M+S TL	SCORPION RALLY STR	Enduro On/Off	REAR	3115000	4/7/8	-5.50-	5.50-6.00	196	644	325	1903	365	240	-	
	180/55 ZR 17 M/C (73W) TL	MT60 RS	Enduro On/Off	REAR	2636100	4/7/8	-5.50-	5.50-6.00	196	644	325	1903	365	280	-	
	180/55 ZR 17 M/C (73W) TL	MT60 RS	Enduro On/Off	REAR	3535100	4/7/8	-5.50-	5.50-6.00	196	644	325	1903	365	280	-	
	18	100/100 - 18 NHS 59R	SCORPION XC MID HARD	Cross Country	REAR	3107900	6	-2.50-	2.15-2.75	-	-	-	-	-	-	21 B 18 NHS
		100/100 - 18 NHS 59M	SCORPION MX EXTRA X	Motocross	REAR	2133100	6	-2.50-	2.15-2.75	130	681	-	1984	-	-	21 B 18
110/80 - 18 M/C 58S		MT 90 A/T SCORPION	Enduro On/Off	REAR	1004500		-2.50-	2.15-3.00	125	645	326	1912	236	180	MB 18	
110/80 - 18 M/C 58P		MT 21 RALLYCROSS	Rally	REAR	0341500	5	-2.50-	2.15-3.00	125	655	330	1912	236	150	MB 18	
110/80 R 18 M/C 58H TL		MT60 RS	Enduro On/Off	FRONT	2402500	7	-2.50-	2.50-3.00	122	645	326	1912	236	210	MB 18	
110/100 - 18 M/C 64M MST		SCORPION XC MID HARD	Cross Country	REAR	1942200	5	-2.50-	2.15-3.00	125	703	356	2045	280	130	21 B 18	
110/100 - 18 NHS 64M		SCORPION XC MID SOFT	Cross Country	REAR	1767700	6	-2.50-	2.15-3.00	143	703	-	2045	-	-	21 B 18	
110/100 - 18 NHS (64)		MT 16 GARACROSS	Cross Country	REAR	1418700	6	-2.50-	2.15-3.00	143	703	-	2045	-	-	21 B 18	
110/100 - 18 NHS 64M		SCORPION MX EXTRA X	Motocross	REAR	2589900	6	-2.50-	2.15-3.00	143	703	-	2045	-	-	21 B 18	
120/70 R 18 M/C 59V M+S TL		SCORPION RALLY STR	Enduro On/Off	FRONT	3114900	3/7/8	-3.50-	3.50-3.75	133	637	321	1888	243	240	MB 18	
120/70 ZR 18 M/C (59W) TL		MT60 RS	Enduro On/Off	FRONT	2864500	4/7/8	-3.50-	3.50-3.75	133	637	321	1888	243	280	MB 18	
120/80 - 18 M/C 62S		MT 90 A/T SCORPION	Enduro On/Off	REAR	1004600		-2.75-	2.50-3.00	134	663	335	1960	265	180	-	
120/80 - 18 M/C 62R		MT 21 RALLYCROSS	Rally	REAR	0342000	5	-2.75-	2.50-3.00	134	673	339	1960	265	170	-	
120/90 - 18 M/C 65M M+S		SCORPION PRO	Enduro Competition	REAR	2322200	5	-2.75-	2.50-3.00	134	699	353	2032	290	130	21 B 18	
120/90 - 18 M/C 65M M+S		SCORPION PRO	Enduro Competition	REAR	2322200		-2.75-	2.50-3.00	134	699	353	2032	290	130	21 B 18	
120/90 - 18 M/C 65R		MT 21 RALLYCROSS	Rally	REAR	0342400	5	-2.75-	2.50-3.00	134	699	353	2032	290	170	-	
120/100 - 18 M/C 68M M+S		SCORPION XC MID HARD	Cross Country	REAR	1768100	5	-2.75-	2.50-3.00	134	725	367	2105	315	130	21 B 18	
120/100 - 18 M/C 68M M+S		SCORPION XC MID HARD	Cross Country	REAR	1768100		-2.75-	2.50-3.00	152	725	-	2105	315	130	21 B 18	
120/100 - 18 NHS 68M		SCORPION XC MID SOFT	Cross Country	REAR	1767800	6	-2.75-	2.50-3.00	152	725	-	2105	315	130	21 B 18	

Footnotes see last page



Technical Data

Category	Rim	Description	Pattern Set	Application	F/R	IP Code	Footnote	Measuring Rim width	Permitted Rim width range	Max width in service	Diameter in service	Centrifugal radius at V-Max (W=240 km/h)	Rolling circumference +/- 2%	Load capacity (kg)	V-max	Tube	
18		120/100 - 18 NHS (59)	MT 16 GARACROSS	Cross Country	REAR	1418600	6	-2.75-	2.50-3.00	152	725	-	2105	-	-	21 B 18	
		120/100 - 18 NHS 68M	SCORPION MX EXTRA X	Motocross	REAR	2590000	6	-2.75-	2.50-3.00	152	725	-	2105	-	-	21 B 18	
		130/90 - 18 M/C 69R	MT 21 RALLYCROSS	Rally	REAR	0697900	5	-3.00-	2.50-3.50	147	719	364	2087	325	170	MD 18	
		140/80 - 18 NHS 70M SuperSoft	SCORPION PRO	Enduro Competition	REAR	3107700	6	-3.50-	2.75-3.75	158	707	-	2057	-	-	MD 18	
		140/80 - 18 M/C 70M M+S (S) Soft	SCORPION PRO	Enduro Competition	REAR	3107600	5	-3.50-	2.75-3.75	158	707	358	2057	335	130	MD 18	
		140/80 - 18 M/C 70M M+S	SCORPION PRO	Enduro Competition	REAR	2322300	5	-3.50-	2.75-3.75	158	707	358	2057	335	130	MD 18	
		140/80 - 18 M/C 70M M+S (S) Soft	SCORPION PRO	Enduro Competition	REAR	3107600	5	-3.50-	2.75-3.75	158	707	358	2057	335	130	MD 18	
		140/80 - 18 M/C 70M M+S	SCORPION PRO	Enduro Competition	REAR	2322300	5	-3.50-	2.75-3.75	158	707	358	2057	335	130	MD 18	
		140/80 - 18 M/C 70R M+S	SCORPION PRO	Enduro Competition	REAR	3286300	5	-3.50-	2.75-3.75	158	707	358	2057	335	170	MD 18	
		140/80 - 18 M/C 70R	MT 21 RALLYCROSS	Rally	REAR	0341000	5	-3.50-	2.75-3.75	158	707	358	2057	335	170	MD 18	
		140/80 - 18 M/C 70R MST	SCORPION RALLY	Rally	REAR	1688700	5	-3.50-	2.75-3.75	158	707	358	2057	335	170	MD 18	
		140/80 - 18 M/C 70M M+S	SCORPION XC MID HARD	Cross Country	REAR	1804600	5	-3.50-	2.75-3.75	158	707	358	2057	335	130	MD 18	
		140/80 - 18 M/C 70M M+S	SCORPION XC MID HARD	Cross Country	REAR	1804600	5	-3.50-	2.75-3.75	158	707	358	2057	335	130	MD 18	
		140/80 - 18 M/C 70S	MT 90 A/T SCORPION	Enduro On/Off	REAR	1017100		-3.50-	2.75-3.75	158	697	352	2057	335	180	MD 18	
		150/70 R 18 M/C 70V TL	MT 90 A/T SCORPION	Enduro On/Off	REAR	1421900	3/7/8	-4.25-	4.00-4.50	165	681	345	2014	335	240	MD 18	
		150/70 R 18 M/C 70V M+S TL	SCORPION RALLY STR	Enduro On/Off	REAR	2803500	3/7/8	-4.25-	4.00-4.50	165	681	345	2014	335	240	MD 18	
		4.00 - 18 NHS 64M	MT 16 GARACROSS	Cross Country	REAR	0248900	6	-2.50-	2.15-3.00	129	697	352	2026	280	-	21 B 18 NHS	
		4.00 - 18 64P DP TL	MT 43 PRO TRIAL	Trial	REAR	1414500	5	-2.50-	2.15-3.00	129	697	352	2026	280	150	21 B 18 NHS	
		4.50 - 18 NHS 70M	MT 16 GARACROSS	Cross Country	REAR	0249000	6	-2.50-	2.15-3.00	129	697	-	-	-	-	21 B 18 NHS	
	19		70/100 - 19 NHS 42M	SCORPION MX EXTRA J	Motocross	FRONT	2134500	6	-1.60-	1.40-1.85	90	639	-	1881	-	-	MH 19
			70/100 - 19 NHS 42M	SCORPION MX32 MID SOFT	Motocross	FRONT	3252600	6	-1.60-	1.40-1.85	90	639	-	1881	-	-	MH 19
		90/90 - 19 M/C 52P	MT 60	Enduro On/Off	FRONT	0995500		-2.15-	1.85-2.50	103	665	335	1948	200	150	MA 19	
		100/90 - 19 M/C 57H TL	MT 60	Enduro On/Off	FRONT	0282200	7	-2.50-	2.15-2.75	114	685	348	2002	230	210	MC 19	
		100/90 - 19 M/C 57V M+S TL	SCORPION RALLY STR	Enduro On/Off	FRONT	2865300	3/7/8	-2.50-	2.15-2.75	114	675	348	2002	230	240	MC 19	
		100/90 - 19 NHS 57M	SCORPION MX EXTRA X	Motocross	REAR	2588700	6	-2.50-	2.15-2.75	130	685	-	2002	-	-	21 B 19	
		100/90 - 19 NHS 57M	SCORPION MX HARD	Motocross	REAR	1661800	6	-2.50-	2.15-2.75	130	685	-	2002	-	-	21 B 19	
		100/90 - 19 NHS 57M	SCORPION MX32 MID HARD	Motocross	REAR	3107400	6	-2.50-	2.15-2.75	130	685	-	2002	-	-	21 B 19	
		100/90 - 19 NHS 57M	SCORPION MX32 MID SOFT	Motocross	REAR	2588400	6	-2.50-	2.15-2.75	130	685	-	2002	-	-	21 B 19	
		110/80 - 19 M/C 59R M+S TL	SCORPION RALLY	Rally	FRONT	2068200	5/7	-2.50-	2.15-3.00	125	681	343	1990	243	170	MC 19	
		110/85 - 19 NHS	SCORPION MX32 MID SOFT	Motocross	REAR	2167300	6	-2.50-	2.15-3.00	-	-	-	-	-	-	21 B 19 NHS	
		110/90 - 19 NHS 62M	SCORPION MX EXTRA X	Motocross	REAR	2588800	6	-2.50-	2.15-3.00	143	705	-	2057	-	-	21 B 19	
		110/90 - 19 NHS 62M	SCORPION MX HARD	Motocross	REAR	1661900	6	-2.50-	2.15-3.00	143	705	-	2057	-	-	21 B 19	
		110/90 - 19 NHS 62M	SCORPION MX MUD	Motocross	REAR	2902000	6	-2.50-	2.15-3.00	143	705	-	2057	-	-	21 B 19	
		110/90 - 19 NHS 62M	SCORPION MX SOFT	Motocross	REAR	2901600	6	-2.50-	2.15-3.00	143	705	-	2057	-	-	21 B 19	
		110/90 - 19 NHS 62M	SCORPION MX32 MID HARD	Motocross	REAR	2901200	6	-2.50-	2.15-3.00	143	705	-	2057	-	-	21 B 19	
		110/90 - 19 NHS 62M	SCORPION MX32 MID SOFT	Motocross	REAR	2588500	6	-2.50-	2.15-3.00	143	705	-	2057	-	-	21 B 19	
		110/80 R 19 M/C 59V M+S TL	SCORPION RALLY STR	Enduro On/Off	FRONT	2865100	3/7/8	-2.50-	2.50-3.00	123	671	339	1990	243	240	MC 19	
		120/70 R 19 M/C 60V M+S TL	SCORPION RALLY STR	Enduro On/Off	FRONT	2803600	3/7/8	-3.50-	3.00-3.75	133	663	334	1966	250	240	-	
		120/70 R 19 M/C 60T M+S TL	SCORPION RALLY	Rally	FRONT	2439200	5/7	-3.50-	3.00-3.75	133	663	334	1966	250	190	MC 19	
		120/80 - 19 NHS 63M	SCORPION MX HARD	Motocross	REAR	1807000	6	-2.50-	2.50-3.00	153	699	-	2039	-	-	MC 19	
	120/80 - 19 NHS 63M	SCORPION MX SOFT	Motocross	REAR	2541800	6	-2.50-	2.50-3.00	153	699	-	2039	-	-	MC 19		
	120/80 - 19 NHS 63M	SCORPION MX32 MID HARD	Motocross	REAR	2901300	6	-2.50-	2.50-3.00	153	699	-	2039	-	-	MC 19		
	120/80 - 19 NHS 63M	SCORPION MX32 MID SOFT	Motocross	REAR	3107500	6	-2.50-	2.50-3.00	153	699	-	2039	-	-	MC 19		
	120/90 - 19 NHS 66M	SCORPION MX EXTRA X	Motocross	REAR	2133600	6	-2.75-	2.50-3.00	153	725	-	2111	-	-	21 B 19		
	120/90 - 19 NHS 66M	SCORPION MX32 MID SOFT	Motocross	REAR	1662800	6	-2.75-	2.50-3.00	153	725	-	2111	-	-	21 B 19		
20		90/100 - 20 M/C 56M MST	SCORPION MX32 MID SOFT	Motocross	FRONT	1662400	5	-2.15-	1.85-2.50	118	710	-	2078	224	130	10 B 20	
21		80/90 - 21 M/C 48S	MT 90 A/T SCORPION	Enduro On/Off	FRONT	1005100		-1.85-	1.60-2.15	91	687	346	2045	180	180	MA 21	
		80/90 - 21 M/C 48P	MT 21 RALLYCROSS	Rally	FRONT	0341400	5	-1.85-	1.60-2.15	91	695	350	2045	180	150	MA 21	
		80/100 - 21 M/C 51R MST	MT 16 GARACROSS	Cross Country	FRONT	1418500	5	-1.85-	1.60-2.15	104	713	-	2093	195	170	10 B 21	
		80/100 - 21 NHS 51R	SCORPION XC MID HARD	Cross Country	FRONT	3107800	6	-1.85-	1.60-2.15	-	-	-	-	-	-	10 B 21 NHS	
		80/100 - 21 M/C 51R M+S	SCORPION XC MID HARD	Cross Country	FRONT	1767900	5	-1.85-	1.60-2.15	91	713	359	2093	195	170	10 B 21	
		80/100 - 21 M/C 51M MST	SCORPION MX EXTRA X	Motocross	FRONT	2588600	5	-1.85-	1.60-2.15	104	713	-	2093	195	130	10 B 21	
		80/100 - 21 M/C 51M MST	SCORPION MX32 MID HARD	Motocross	FRONT	2901000	5	-1.85-	1.60-2.15	104	713	-	2093	195	130	10 B 21	
		80/100 - 21 M/C 51M MST	SCORPION MX32 MID SOFT	Motocross	FRONT	2588300	5	-1.85-	1.60-2.15	104	713	-	2093	195	130	10 B 21	

Off Road



Technical Data

Category	Rim	Description	Pattern Set	Application	F/R	IP Code	Footnote	Measuring Rim width	Permitted Rim width range	Max width in service	Diameter in service	Centrifugal radius at V-Max (V=240 km/h)	Rolling Circumference +/- 2%	Load capacity (kg)	V-max	Tube
Off Road		90/90 - 21 M/C 54H TL (E)	MT 60	Enduro On/Off	FRONT	3617700	7	-2.15-	1.85-2.50	103	715	363	2099	212	210	MA 21
		90/90 - 21 M/C 54S	MT 90 A/T SCORPION	Enduro On/Off	FRONT	1005200		-2.15-	1.85-2.50	103	707	356	2099	212	180	MA 21
		90/90 - 21 M/C 54H TL	MT 60	Enduro On/Off	FRONT	0281800	7	-2.15-	1.85-2.50	103	715	363	2099	212	210	MA 21
		90/90 - 21 M/C 54V TL	MT 90 A/T SCORPION	Enduro On/Off	FRONT	1417500	3/7/8	-2.15-	1.85-2.50	103	707	361	2099	212	240	MA 21
		90/90 - 21 M/C 54V M+S TL	SCORPION RALLY STR	Enduro On/Off	FRONT	2803400	3/7/8	-2.15-	1.85-2.50	103	707	361	2099	212	240	MA 21
		90/90 - 21 M/C 54V M+S TL (A)	SCORPION RALLY STR	Enduro On/Off	FRONT	3287200	3/7/8	-2.15-	1.85-2.50	103	707	361	2099	212	240	MA 21
		90/90 - 21 M/C 54M M+S	SCORPION PRO	Enduro Competition	FRONT	2322100	5	-2.15-	1.85-2.50	103	715	360	2099	212	130	10 B 21
		90/90 - 21 M/C 54M M+S	SCORPION PRO	Enduro Competition	FRONT	2322100	5	-2.15-	1.85-2.50	103	715	360	2099	212	130	10 B 21
		90/90 - 21 M/C 54R M+S Hard	SCORPION PRO	Enduro Competition	FRONT	3286100	5	-2.15-	1.85-2.50	103	715	360	2099	212	170	10 B 21
		90/90 - 21 M/C 54R MST	MT 21 RALLYCROSS	Rally	FRONT	0341100	5	-2.15-	1.85-2.50	103	715	360	2099	212	170	MA 21
		90/90 - 21 M/C 54R MST	SCORPION RALLY	Rally	FRONT	1745300	5	-2.15-	1.85-2.50	118	715	360	2099	212	170	10 B 21
		90/100 - 21 M/C 57M MST	SCORPION MX32 MID HARD	Motocross	FRONT	2901100	5	-2.15-	1.85-2.50	118	735	-	2153	230	130	10 B 21 NHS
		90/100 - 21 M/C 57M MST	SCORPION MX32 MID SOFT	Motocross	FRONT	1749900	5	-2.15-	1.85-2.50	118	735	-	2153	230	130	10 B 21 NHS
		2.75 - 21 45P TL	MT 43 PRO TRIAL	Trial	FRONT	1414400	5 / 7	-1.85-	1.50-1.85	86	707	357	2081	165	150	MA 21

Comparative chart for metric-decimal size description

Tyre Size	Permitted rim width	Tyre size			
		Alphanumeric	Metric		
			100	90	80
5,00 - 16	2,50 - 2,75 - 3,00 -3,50	MT90 - 16	120/100-16	130/90 - 16	140/80 - 16
5,50 - 16	2,50 - 2,75 - 3,00 -3,50	MU85 - 16	130/100-16	140/90 - 16	150/80 - 16
2,75 - 21	1,50 - 1,85	MH 90 - 21	80/100 - 21	80/90 - 21	90/80 - 21
3,00 - 21	1,60 - 2,15	MH 90 - 21	90/100 - 21	90/90 - 21	100/80 - 21

Size may be indicated in Inches, Metric, or by Letters (Alpha). The chart shows the approximate comparison of the different size indications.

Load capacity Charts

LOAD CAPACITY (kg) FOR "V" - TYRES ABOVE 210 km/h

Tyre Size	Speed_kmh	VMAX	VMAX	220	230	240	250	260	270	280	Inflation pressure (bar)
110/90 - 16 M/C 59V TL	240		243	231	219	207	-	-	-	-	2,9
130/90 - 16 M/C 67V TL	240		307	292	276	261	-	-	-	-	2,9
120/80 - 16 M/C (60V) TL	>240	250	250	238	225	213	200	-	-	-	2,9
150/80 - 16 M/C (71V) TL	>240	250	345	328	311	293	276	-	-	-	2,9
130/90 - 17 M/C 68V TL	240		315	299	284	268	-	-	-	-	2,9
110/80 - 17 M/C 57V TL	240		230	219	207	196	-	-	-	-	2,9
120/70 - 17 M/C 58V TL	240		236	224	212	201	-	-	-	-	2,9
120/70 R 17 M/C 58V TL	240		236	224	212	201	-	-	-	-	2,9
150/70 - 17 M/C 69V TL	240						-	-	-	-	2,9
150/70 R 17 M/C 69V TL	240						-	-	-	-	2,9
160/60 R 17 69V TL	240		325	309	293	276	-	-	-	-	2,9
100/90 - 18 M/C 56V TL	240		224	213	202	190	-	-	-	-	2,9
110/90 - 18 M/C 61V TL	240		257	244	231	218	-	-	-	-	2,9
120/90 - 18 M/C 65V TL	240		290	276	261	247	-	-	-	-	2,9
110/80 - 18 M/C 58V TL	240		236	224	212	201	-	-	-	-	2,9
130/80 - 18 M/C 66V TL	240		300	285	270	255	-	-	-	-	2,9
140/70 - 18 M/C 67V TL	240						-	-	-	-	2,9
150/70 R 18 M/C 70V TL	240		335	318	302	285	-	-	-	-	2,9
100/90 - 19 M/C 57V TL	240		230	219	207	196	-	-	-	-	2,9
110/80 R 19 M/C 59V TL	240										2,9
90/90 - 21 M/C 54V TL	240										2,9

LOAD CAPACITY (kg) FOR "V" - TYRES ABOVE 210 km/h

Tyre Size	Speed_kmh	VMAX	VMAX	220	230	240	250	260	270	280	Inflation pressure (bar)
140/80 VB 17 M/C (69V) TL	>240	270	325	309	293	276	260	244	228	-	2,9

LOAD CAPACITY (kg) FOR "ZR" - TYRES ABOVE 240 km/h

Tyre Size	Pirelli Pattern	Speed_kmh	VMAX	240	250	260	270	280	290	300	310	320	Inflation pressure (bar)
130/70 ZR 16 M/C (61W) TL	Diablo Front	>270	280	257	244	218	193	167					2,9
110/70 ZR 17 M/C 54W TL	Diablo, Diablo Rosso II, Diablo Supercorsa SC	270	270	212	201	180	159						2,9
120/70 ZR 17 M/C 58W TL	Dragon Supercorsa PRO SC, Diablo Supercorsa SC, Scorpion Trail	270	270	236	224	201	177						2,9
120/70 ZR 17 M/C (58W) TL	Diablo, Diablo Strada, Angel ST, Angel ST A	>270	300	236	224	201	177	153	130	106			2,9
120/70 ZR 17 M/C (58W) TL	Diablo, Diablo Rosso II, Diablo Rosso III, Diablo Supercorsa SP, Diablo Supercorsa SP (C), Diablo Rosso Corsa	>270	320	236	224	201	177	153	130	106	83	59	2,9
150/70 ZR 17 M/C (69W) TL	Angel ST	>270	280	325	309	276	244	211					2,9
120/65 ZR 17 M/C (56W) TL	Diablo Corsa III Front	>270	290	224	213	190	168	146	123				2,9
120/60 ZR 17 M/C (55W) TL	Diablo, Diablo Strada, Angel ST, Diablo Rosso II, Diablo Rosso Corsa	>270	280	218	207	185	164	142					2,9
150/60 ZR 17 M/C 66W TL	Diablo Rosso II, Diablo Supercorsa SC	270	270	300	285	255	225						2,9
160/60 ZR 17 M/C 69W TL	Diablo Supercorsa SC, Scorpion Trail	270	270	325	309	276	244						2,9
160/60 ZR 17 M/C (69W) TL	Angel ST, Diablo Strada	>270	280	325	309	276	244	211					2,9
160/60 ZR 17 M/C (69W) TL	Diablo, Diablo Rosso II, Diablo Rosso Corsa	>270	290	325	309	276	244	211	179				2,9
170/60 ZR 17 M/C (72W) TL	Angel ST, Diablo Rosso II	>270	290	355	337	302	266	231	195				2,9
180/55 ZR 17 M/C 73W TL	Diablo Supercorsa SC, Dragon Supercorsa PRO SC, Scorpion Trail	270	270	365	347	310	274						2,9
180/55 ZR 17 M/C (73W) TL	Diablo, Diablo Rosso II, Diablo Corsa III, Diablo Rosso Corsa, Diablo Strada, Angel ST, Angel ST E, Diablo Supercorsa SP	>270	300	365	347	310	274	237	201	164			2,9
190/50 ZR 17 M/C (73W) TL	Diablo	>270	300	365	347	310	274	237	201	164			2,9
190/50 ZR 17 M/C (73W) TL	Diablo Rosso II, Angel ST, Angel ST N, Diablo Corsa III, Diablo Rosso Corsa, Diablo Supercorsa SP	>270	320	365	347	310	274	237	201	164	128	91	2,9
190/55 ZR 17 M/C 75W TL	Dragon Supercorsa PRO SC, Scorpion Trail	270	270	387	368	329	290						2,9
190/55 ZR 17 M/C (75W) TL	Diablo Corsa III, Diablo Rosso Corsa, Diablo Rosso II, Diablo Supercorsa SP	>270	320	387	368	329	290	252	213	174	135	97	2,9
200/50 ZR 17 M/C (75W) TL	Diablo	>270	320	387	368	329	290	252	213	174	135	97	2,9
200/55 ZR 17 M/C (78W) TL	Diablo Supercorsa SP	>270	320	425	404	361	319	276	234	191	149	106	2,9
240/45 ZR 17 M/C (82W) TL	Diablo Rosso II	>270	300	475	451	404	356	309	261	214			2,9
110/80 ZR 18 M/C (58W) TL	Angel ST	>270	280	236	224	201	177	153					2,9
120/70 ZR 18 M/C (59W) TL	Angel ST	>270	300	243	231	207	182	158	134	109			2,9
160/60 ZR 18 M/C (70W) TL	Angel ST	>270	280	335	318	285	251	218					2,9

Load index and speed index

LOAD INDEX

The rating indicates the maximum speed the tyre is homologated for. The indications regarding speed rating and load capacity in the operating manual of the motorcycle must be followed, Tyres fitted must be marked with the same or higher index. The load and speed indices (SI and LI) are indicated in the technical data for each PIRELLI tyre.

EXAMPLE

PIRELLI MT 68E: 130/90-17 68 H TL The tyre has a load capacity (68) of max. 315 kg/694 lbs at its permitted max. speed (H) of 210 km/h/130 mph with format inflation pressure.

LOAD INDEX

LI	Kg.	LI	Kg.	LI	Kg.	LI	Kg.	LI	Kg.	LI	Kg.	LI	Kg.	LI	Kg.
15	69	25	92.5	35	121	45	165	55	218	65	290	75	387	85	515
16	71	26	95	36	125	46	170	56	224	66	300	76	400	86	530
17	73	27	97.5	37	128	47	175	57	230	67	307	77	412	87	545
18	75	28	100	38	132	48	180	58	236	68	315	78	425	88	560
19	77.5	29	103	39	136	49	185	59	243	69	325	79	437	89	580
20	80	30	106	40	140	50	190	60	250	70	335	80	450	90	600
21	82.5	31	109	41	145	51	195	61	257	71	345	81	462		
22	85	32	112	42	150	52	200	62	265	72	355	82	475		
23	87.5	33	115	43	155	53	206	63	272	73	365	83	487		
24	90	34	118	44	160	54	212	64	280	77	375	84	500		

* = at normal pressure

SPEED INDEX

Symbol	Max Speed Km/h	Symbol	Max Speed Km/h	Symbol	Max Speed Km/h	Symbol	Max Speed Km/h	Symbol	Max Speed Km/h	Symbol	Max Speed Km/h
F	80	K	110	N	140	R	170	U	200	W	270
G	90	L	120	P	150	S	180	H	210	(W)	over 270
J	100	M	130	Q	160	T	190	V/VB	240		
								(V) (VB)	over 240		



Technical guide/instruction

TYRE PRESSURE

Always inflate the tyre to the correct pressure. Be sure to check cold inflation pressure frequently, i.e. once a week.

Although most motorcyclists love to work on their bikes, they seldom remember to check tyre pressures. Correct tyre pressure, however, is critical for safe handling. Overinflation or extreme tyre pressure will impair your riding comfort and decrease the contact of the tyre with the road. Underinflation or too little air pressure will result in poor handling and the bike will be inclined to „wander“. Improper and insufficient tyre pressure will also cause rapid tyre wear, an increase in fuel consumption, lower top speed, and provide less control. Remember to check the inflation pressure of your tyres weekly. **You will find the correct pressure in the operating manual of the motorcycle.**

Use PIRELLI's information only as reference.

Attention: When the recommended pressure has been changed for use off-road (race track, off-road), it must be reset to the correct value before riding on the street.

CAUTION

To avoid the danger of air leakage, use only balancing weights which are approved by the motorcycle manufacturer, e.g. spoke nipple weights, lead wire or self adhesive rim weights. We do not recommend the use of liquid balancers or liquid balance/sealers. PIRELLI does not guarantee tyres into which these have been injected.

DIFFERENT CONSTRUCTIONS

We have three distinct construction types: Bias tyres („-“), bias belted tyres („B“), and radial tyres („R“). The tyre's ability to carry side and peripheral forces differs for each distinct construction type. Therefore, a combination of different construction types can influence the motorcycle's performance. Only the tyre combinations listed in the motorcycle manufacturers fitment charts are allowed.

DIFFERENT PATTERNS

PIRELLI offers both front and rear tyres in different profiles and for different types of use, so that the front and rear tyres can complement each other. It is not allowed to fit, for example, a street tyre with an off-road tyre.

DYNAMOMETER USE

Dynamometer measurements place extreme loads on tyres. It's possible that damage, often invisible, can be caused during the testing which can lead, under certain conditions, to a failure later. Motorcycle tyres that have been used on a dynamometer must not be used later on the road.

FRONT AND REAR BRAND

Using different brands of front and rear tyres simultaneously may cause problems. Regrettably, we cannot test PIRELLI tyres in combination with all our competitors' tyres, and therefore, we urge you - for safety reasons - to use PIRELLI tyres on both the front and rear.

LIQUID SEALANTS

We do not recommend the use of liquid sealants. Liquid sealants are a form of temporary repair which can adversely affect ply material and bide any secondary damage caused by the penetrating object.

LOAD CAPACITY

Tyres are offered in different load carrying capacities. It is extremely important not to exceed the max. load rating. You must take the weight of the motorcycle, the weight of any optional equipment, as well as the weight of a passenger and the total has not to be higher than the approved tyres load capacity indicated by the motorcycle manufacturers. A tyre's load carrying ability can be reduced by underinflation.

NEW TYRES - NEW TUBES

PIRELLI tubes fit with PIRELLI tyres. Tubes are a vital part of the tube-type wheel assembly. They should be handled with care. A new tube should be fitted at the same time that a new tyre is fitted. An old stretched tube fitted into a new tyre, can cause it to crease and fail. Always make sure that your tyre size is printed on the tube, thereby ensuring that you have the correct tube size.

NEW TUBELESS TYRES - NEW VALVES AND VALVE STEMS

When fitting a new tubeless tyre onto the tubeless-type rim of your motorcycle you should always use a new valve. We highly recommend this because the body of valves used in tubeless rims are made out of a rubber material, which will harden and age with the time. The aging and hardening process is accelerated when the valve comes into contact with oil, ozone and other hostile elements. When braking or accelerating, the valve is bent by dynamic forces. An old valve could brake under such forces and cause a sudden air loss. PIRELLI recommends the use of short valve stems. A high speeds the strong centrifugal forces work on the valve and the tension of the spring. The air pressure is not sufficient to keep the valve closed. Due to smaller mass of short valve stems (compared to long valve stems) the valve remains closed at high speeds.

PIRELLI TUBELESS TYRES

When installing a tube in a PIRELLI tubeless tyre, never tighten the valve stem lock nut until the tyre is properly seated and inflated to the proper riding pressure. Whenever you install a tube, be sure not to pinch the tube and remember to dust the tube with talcum powder. Always use a valve cap.

RADIAL TYRES

The fitment of tubes in radial tyres is possible under certain specific conditions. You will find the correct indications in the operating manual of the motorcycle. It is not recommended to fit a tube in a Radial Tubeless tyre marked "ZR".

REPLACING A WORN TYRE

Remember, precise matching of front and rear tyres is necessary to obtain optimum performance and handling. When fitting a new front tyre, check the wear on the rear tyre. A new front tyre combined with worn rear tyre may cause instability. Please bear in mind that many other factors can affect the handling of a motorcycle, including the weight and height of the rider, and the addition of luggage of fairings. Please consult the motor-cycle manufacturer before making non standard modifications.

RIMS

The section „Technical Data“ informs about all the permitted rims for that size; the one written in bold is the suggested one. Motorcycle tyres must be fitted to motorcycle rims only. New tyre marking description foresees the M/C symbol on the sidewall to identify tyres that can be fitted on motorcycle rims only. The correct rim width is important for handling characteristics and stability. Fitting a tyre to a too narrow or wide rim changes the tyre profile and gives a negative effect to the overall tyre performance.

RUN-IN

In order for your new tyres to provide optimum performance, all new tyres should be ridden very cautiously for the first 100-200 kms.

Immediately after new tyres are mounted, sudden acceleration, heavy braking, and hard cornering must be avoided until the 100-200 Kms run-in period is completed.

SPEED RATINGS

The speed index (S) indicates the maximum speed the tyre is homologated for. Even if PIRELLI tyres allow high speed performance ability, we do not recommend the use of any of our products in excess of legal speed limits. Tyres can have the same pattern and size, but a different speed rating, this is due to the tyre construction and therefore they will perform differently. When selecting your new PIRELLI motorcycle tyres, be sure to choose the right speed rating. Before buying, consult the fitment chart and the technical data in your PIRELLI manual or call us directly.

Maximum speed capability varies from size to size, but is always equal to or greater than that of the original equipment tyres when fitted in accordance with PIRELLI recommendations.

The use of a tyre with a higher speed rating (e.g. "H" instead of "S") is allowed only if it listed in the fitment chart. Especially in cases where the speed rating exceed 210 km/h, the PIRELLI recommendations must be respected

SUFFICIENT CLEARANCE

Before installing wheels/tyres onto your motorcycle be sure to check clearances. Indicated sizes will vary between brands and models. Remember to consult the motorcycle manufacturer before you decide to mount sizes other than those specified in this booklet. The physical dimensions must provide for adequate clearance fenders, swing arm etc. If you increase the tyre size, it may be necessary to increase the width of the rim as well. If you increase the tyre size and/or rim width, it is very important to rotate the wheel and examine it closely for ample clearance. Please refer to our „technical data“ section for more information on the dynamic radius of the tyre.

TUBELESS TYRES

Tubeless tyres require a special bead seat, because the beads have to form an airtight seal on the rim. Not all cast wheels, aluminium or magnesium, are suitable for tubeless tyre fitment. Do not mount tyres without tubes, unless the wheel manufacturer recommends it. If a tube is inserted, it is then possible to fit a tubeless tyre to a tubetype rim.

TYRE MOUNTING - IMPORTANT INFORMATION WARNING

Tyres are only to be used on vehicles for which motorcycle tyres were originally approved by the manufacturer. Any other use can be dangerous. Check if the tyre has directional arrows. If it does, you must mount the tyre so that the arrow points in the direction of rotation. Some PIRELLI tyres have a red dot on the side wall. This indicates the lightest point, and should be positioned next to the valve. To seat the bead please use tyre mounting lubricant or soapy water, remove the valve stem core and inflate the tyre. For safety reasons do not inflate motorcycle tyres to more than 40 psi (2,8 bar); for scooters tyres do not exceed 150 % of the indicated maximum pressure. Be sure to reinstall the valve stem core and inflate the tyre/tube to the recommended riding pressure. Check the bead control lines for proper seating. If the beads are not properly seated, you will have to deflate the tyres/tubes and repeat the above procedure.

TREAD DEPTH

Legally the tyre has to be changed accordingly to the national law. PIRELLI recommends changing tyres when the remaining tread depth is below 2 mm.

REGROVING

It is not permitted to regrove or cut the tread pattern of motorcycle tyres, as this might affect negatively the riding performance and safety.

Technical guide/instruction

TYRE REPAIR

Tubeless tyres: Due to the specific regulations of different national governments, we can not give a general recommendation regarding tyre repair.

Please refer to your distributor for information on your country's regulations. In case you are allowed to repair a tyre, we recommend that you repair only small punctures which are restricted to the tread area, by using a mushroom head type plug. The repairer is solely responsible for the repair and any instructions given to the user concerning the repaired tyre. Repaired tubeless tyres should never be used with a tube. Tubetype tyres: Tube repair is not permitted. Punctured tubetype tyres must have a new tube fitted. If punctured, in addition to having the replaced, the tyre and the rim have to be inspected by an expert. The puncture in the tyre should be repaired by a local vulcanisation, executed by a tyre repairer, so as to prevent moisture from attacking the tyre casing. The repairer is solely responsible to the user for the repair and any inspection of the repaired tyre.

TYRE SELECTION

When choosing your new PIRELLI motorcycle tyres, you must make sure that they meet the requirements of your motorcycle and that they are suitable for the types of road you intend to ride on.

VALVE CAPS

Centrifugal forces work on the valve stem. At high speeds they have the same effect as pushing on the valve with your finger. The tyre can deflate. The valve cap is the only part preventing it. Normally this phenomenon happens only at very high speeds. But an old or low quality valve stem can open at speeds lower than 200 km/h. Therefore the cap should always be tightly closed.

PIRELLI suggests the use of airtight metal caps with rubber seal.

VEHICLE FITMENT AND SIZE MATCHING

When choosing tyres always make sure that the selected tyres matches the sizes, load capacity and speed index of the homologated tyre recommended by the vehicle manufacturer:

- Load and speed index must not be lower as indicated in the operating manual of the motorcycle.
- When fitting a new tyre check that there is no interfering with any mechanical parts of the vehicle especially at different running conditions.

NOTE:

Variations of tyre size from those indicated by vehicle manufacturers, even if technically possible, must be in accordance with existing local regulations.

WHEEL ALIGNMENT

Be sure to align your wheels every time the rear wheel is removed or the chain adjusted. Every rotation of an incorrectly aligned wheel results in additional tread wear, decreases tyre mileage, and affects steering and cornering.

WHEEL BALANCING

Elastic bodies like tyres, cannot be constructed in a perfect, circular form, with perfect balance. Therefore, be sure to balance a new tyre after installing it. There are two ways to balance a tyre: static and dynamic balancing. Static balancing can be performed without rotating the wheel, and also measures the deviation of masses with respect to the wheel's center plane. PIRELLI recommends dynamic balancing for rims over 2,5 inches in width.

Storage instructions

RECEIPT OF TYRES – AREA OF CONSERVATION

In bad weather conditions, unloading at the time of receipt must be carried out in a covered area; in any event, if water is found inside the tyres, this must be removed immediately.

Unloading must not be carried out by dropping the tyres or by any other method which could damage the quality or visual aspect of the tyres. Tyres must not be moved by inserting the forks of a fork lift truck through the center of a tyre which could damage the bead area.

Tyres must be stored inside a clean, dry and ventilated area, protected from direct sunlight or other source of artificial light (illumination must be realized with lamps of low ultraviolet and infrared emission). In the case of temporary external storage, the tyres must be covered (eg. with an impermeable opaque material) and protected from contact with water and humidity.

TEMPERATURE

The storage temperature must be less than 35°C and preferably less than 25°C. A temperature greater than 50°C, especially if stock rotation is not sufficient, can result in accelerated forms of deterioration, such as to reduce the duration in use of the tyre. Avoid contact with heaters and radiators. Very low temperatures in the storage area are not in themselves damaging, but can provoke rigidity of the tyre. In this case, they must not be deformed during movement or fitting. If they are destined to be used immediately they are released from storage, it is necessary to keep them for a few hours in an area with a temperature of approximately 20°C.

OXYGEN, OZONE AND CHEMICAL SUBSTANCES

Appliances which generate ozone must not be introduced into the storage area, also gas and vapors from combustion which can generate ozone via photo-chemical processes must be excluded from the area. Neither the area or the equipment in the storage location must present traces of solvents, inflammable materials, lubricants, chemical products, acids, disinfectants, rubber solutions, etc. which could prejudice not only the visual aspect but also the characteristics of the product.

DEFORMATION

Tyres must not be submitted to any deformation due to tension or compression.

CRITERIA FOR STORAGE

Storage for long periods

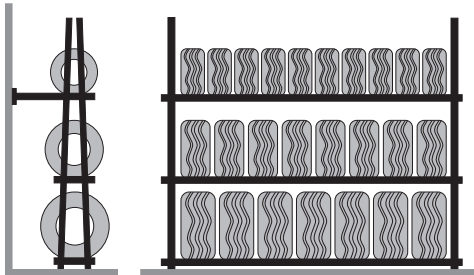


Fig. 1

The best method for storage is vertically in rows of one tyre high, on racks, positioned at least 10 cm from ground level, with the sidewalls positioned vertically, so that the profile is not altered (fig.1).

The vicinity or stacking of other racking or pallets must not deform the profile of the tyres. The number of tyres per row must be such as to not compromise the sidewalls.

Short term storage

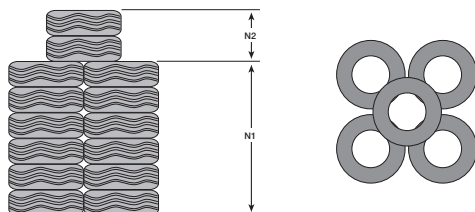


Fig. 2

Up to 4 weeks, tyres can be stored in stacks, one on top of the other, preferably on a fixed rack or on stackable pallets, periodically reforming the stack inverting the order of the tyres.

In all cases when tyres are stored in stacks, it is necessary to ensure that there is no partial misplacement from the vertical plane, in order to avoid any permanent deformation of the lower tyres in the stack.

INNER TUBES AND VALVES

Whether inner tubes are supplied by the producer in single boxes, large boxes or wrapped in plastic film, it is always preferable to maintain the original packaging.

In alternative they can be stored also slightly inflated, inserted within the tyre, or piled deflated, up to a maximum height of 50 cm, on racking shelves with a closed base, accurately avoiding that the valve can damage the surface of the tube when squashed under the pressure of their own weight.

Ensure that the tubes do not overlap the edge of the plane on which they are stored to avoid accidental laceration.

It is not recommended to store on slatted pallets because the pressure applied to the tubes will not be uniform.

Do not hang inner tubes during storage.

Valves should be stored in their packaging in a clean, well ventilated and dry location.

FLAPS

Flaps should preferably be placed within the tyre together with the inner tube. If they are stored separately, they should be placed horizontally, in a pile on a shelf, protected from dust, grease, humidity, ozone and direct sunlight.

To avoid deformation and stretching they must not be hung up in any way.

STOCK ROTATION

The storage location must be organized in such a way as to guarantee constant stock rotation, limiting to the minimum the storage period of the tyres. Products which enter storage first must be the first to leave. First in, first out.

The Motorcycle Tyre

STRUCTURE AND CONSTRUCTION PRINCIPLES

As motorcycles have existed for over 100 years now their appearance has changed enormously. Modern Superbikes of the 90 have a little in common with the bicycle type constructions of early motorcycles. Only one part - the motorcycle tyre - has apparently remained the same to a lot of outsiders. It is only round and black!

But that is not all. The modern radial tyres of PIRELLI are high-tech products and only the name motorcycle tyre and the black colour have anything in common with the tyres of 100 years ago. Below you will find the various construction principles PIRELLI use today.

Each tyre, street, on-/off-road, moto cross, or scooter, has in general the following construction characteristics:

TREAD PATTERN AND COMPOUND

The tread pattern is the outer part of the tyre, in contact with the road.

The profile and rubber compound are chosen based on the use of the tyre. The rubber compound especially, requires a high level of experience and technical know-how. In general it can be said that with a harder rubber compound mileage increases, and grip decreases. The softer the rubber compound, the more grip a tyre has, but the mileage is reduced.

SIDEWALL

The sidewall is the „name plate“ of a tyre. The combinations of numbers and letters indicate not only the name of the tyre but also the maximum speed and load allowed. In the transmission of circumferential and side forces, as well as bump absorption the side wall plays an important role.

CARCASS

The carcass is the basis of the whole system and gives the tyre its form. The materials used are one or more plies of Nylon or Rayon or Polyester. The main function of the carcass is to provide a flexible driving forces from the bead to the tread.

BEAD

This is the component by which the tyre is fitted on the rim. It is reinforced by steel cores coated in rubber. They aid in transmitting the accelerating and braking torques, as well as to mechanically connect the tyre to the rim and to ensure against loss of inflation pressure.

THE MOST POPULAR MOTORCYCLE RIMS

Tube type WM

WM Contour.

Suitable for all PIRELLI tyres either tube or tubeless type.

Always a PIRELLI tube has to be used (even for tubeless tyres).

When using a tube in a PIRELLI tyre it has to be a PIRELLI tube.



MT H2 Contour

MT H2 Contour.

Suitable for all PIRELLI tyres either tube or tubeless type.

Recommendations of the bike manufacturer have to be observed.



When using a tube in a PIRELLI tyre it has to be a PIRELLI tube.

When using a tube in a PIRELLI tubeless tyre it has to be a PIRELLI tube.

When using a tube in a PIRELLI tubeless tyre it has to be a PIRELLI tube for all types of rims.

CAUTION: Maximum speed for "V" rated tubeless tyres used with a tube is 230 Km/h.

DIFFERENT CONSTRUCTION

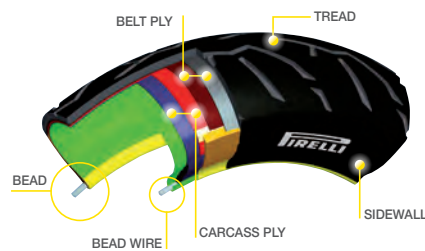
CROSS PLY CONSTRUCTION



Also indicated as conventional or x-ply tyre. Depending on the different speed and load specifications, the tyre carcass is structured using two or more overlapping layers.

Each layer is made of rubber coated textile cords and the overlap angle is designed in order for the tyre to conform with the required dynamic characteristics.

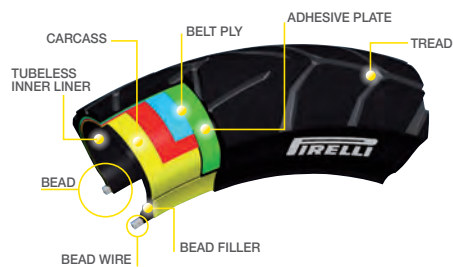
BIAS BELTED CONSTRUCTION



The structure consists of a conventional carcass and a belt made of two or more crossed layers. The difference between the carcass and the belt is determined by the different goals they are designed to fulfill and consequently different materials are used in the construction.

The belt is made mainly from Aramide and its function is to reduce the dynamic deformation caused by centrifugal forces, while the carcass provides the tyre with its stiffness and load carrying capacity.

RADIAL CROSS BELTED



The main difference from the bias-belted construction is the structure of the carcass in this case is radial. This means that its cords are wrapped radially around the tyre, from one bead to the other, giving big advantages in terms of cornering stability, reduced weight and high-speed performance.

RADIAL CARCASS WITH ZERO DEGREE STEEL BELT



The patented technology enables the structure of both front and rear tyre to be achieved using a radial carcass and a single layer belt made of steel. Depending on the rolling direction of the tyre, the belt is wound circumferentially around the carcass giving an angle close to 0°.

The advantages of the use of steel are its extremely high rigidity and the possibility to tune the winding spacing thus differentiating the stiffness distribution from shoulder to crown.

Tyre markings



- | | | | |
|----------|--|----------|---|
| 1 | MANUFACTURER NAME
Brand name and registered trademark | 4 | PRODUCTION DATE
i.e. 0310
First 2 digits - week
Last 2 digits - year |
| 2 | NAME OF PRODUCT LINE | 5 | HOMOLOGATION NUMBER
According to ECE R 75 |
| 3 | SIZE
i.e. 180/55 ZR 17 M/C (73W) TL
180/55 - Nominal section width (mm)
ZR - tyre construction Technology
("-" bias, "B" bias belted, "R" radial)
17 - Rim diameter (inches)
M/C - Type for motorcycle only
(73W) - Load and speed index code
TL - TUBELESS - Tyre without tube | 6 | SPECIFICATION
Specification of the number of plies used for carcass and belt;
and the correspondent material used |
| | | 7 | DOT - ABBREVIATION OF "DEPARTEMENT OF TRANSPORTATION"
Serves to indicate that the tyre conforms to the regulations issued
by the Transport Depts of USA and Canada |

OTHER MARKINGS:

Arrow = The arrow indicate the direction of rotation of the tyre according to the fitting position (front – rear)

EX = Code identifying the country where the tyre has been homologated

TT = Tubetype. This tyres must have a tube installed.

TWI = Tread wear indicator indicates minimum level of tread depth.

NHS = Not for Highway service. Motorcycle tyres with this marking are only for racing or off road purposes and cannot be used on public roads.

Footnotes - International Fitment Chart:

- #) Phase out
- 6) Racing bike not homologated for normal roads (NHS = Not for Highway Service)
- 10) Under test
- 14) Please note the DOT-date
- 21) Structural modification of the motorcycle and/or upgrade wheels can be mandatory
- 22) Only for limited power version
- 23) Fitment with tube only
- 24) Special tube with sidevalve mandatory
- 26) Rear wheel tyre on front position must be mounted in reverse direction or rotation-arrow
- 27) Fitment allowed only from single manufacturer
- 28) M+S-tyres speed index lower than max. speed of bike

Footnotes for Technical data to Standard:

- 3) Indicated load capacity are valid up to 210km/h.
- 4) Indicated load capacity are valid up to 240km/h.
- 5) If homologated Off-road tyres are used on normal roads, we suggest to ride the bike at maximum speed only for short periods. Otherwise irregular wear of the knobs may occur, affecting off-road performance
- 6) Tyres without complete side marking and NHS (= Not for Highway Service) marking cannot be used on normal roads
- 7) Pirelli tubeless (TL) tyres can always be fitted on standard rims with tubes under following conditions:
 - always fit Pirelli tyres with Pirelli tubes only
 - bikes's max speed 230km/h
 - respect all indication of bike manufacturers
- 8) Centrifugal radius measured at 210 km/h
- 9) Centrifugal radius measured at 60 km/h

new

ROAD INFO



WEATHER INFO



POSITIONING SYSTEM



GPS

LEAN ANGLE



ALTITUDE



Km

SPEED



Km/h - Mph



**THE APP FOR
REAL MOTORCYCLIST**



DIABLO™
SUPER **BIKER**



POWER IS NOTHING WITHOUT CONTROL