



KENNETH MEJIA
CONTROLLER

July 5, 2023

The Honorable Karen Bass, Mayor
The Honorable Hydee Feldstein Soto, City Attorney
The Honorable Members of the Los Angeles City Council

SUBJECT: LEVERAGING IDLE SPECIAL FUNDS

Bureaucracy is the bane of big organizations. But we can't let bureaucracy stand in the way of tapping every available resource to meet urgent community needs.

In analyzing \$5.43 billion dollars held in 661 different special funds, **we discovered 203 of them where there has been no activity at all for at least two years. Astonishingly, 62 of them have been untouched for more than ten years!** While there are often specific restrictions on expenditures from these funds, our analysis shows more than \$50 million in idle resources that departments should deploy to meet the purposes for which the funds were collected. This includes more than \$10 million earmarked for vital housing and homelessness expenditures.

Our report offers detailed proposals for utilizing these untouched resources, calling on departments to submit expenditure plans for putting these idle funds to work. We also recommend terminating a number of them to redeploy their balances – or to return them to the source, including approximately \$600,000 to the General Fund or General Fund reserves.


Our commitment to transparency and accountability impels us to continually press for maximizing the impact of public resources. Prudent reserves are vital for long-term fiscal sustainability. Yet letting funds sit in obscure accounts for years at a time shortchanges the people of Los Angeles at a time when they are insisting on greater responsiveness from their City government.

We will continue to monitor the use of public resources and work for systemic change that eliminates bureaucratic barriers which slow progress. As stewards of public funds, making the most of those resources is crucial to rebuilding public trust.

The Honorable Karen Bass, Mayor
The Honorable Hydee Feldstein Soto, City Attorney
The Honorable Members of the Los Angeles City Council
July 5, 2023
Page 2

Finally, we want to thank the dedicated staff of our Financial Analysis and Reporting team for their timely work on this analysis and report.

Respectfully submitted,


Kenneth Mejia (Jul 5, 2023 13:56 PDT)

KENNETH MEJIA, CPA
City Controller

THIS PAGE INTENTIONALLY LEFT BLANK



LEVERAGING Idle Special Funds 2023

**kenneth
mejia**
LA CITY CONTROLLER

TABLE OF CONTENTS

	Page
Summary	1
Recommendations.....	3
Discussion	5
Section I: Cash, Revenue and Expenditures.....	5
Section II: Idle Special Funds	10
Schedules	20
Exhibits	
Exhibit 1: Idle Special Funds by Function	1
Exhibit 2: Number of Idle Funds and Cash Balance Changes	2
Exhibit 3: Disposition of Idle Special Funds	2
Exhibit 4: 10-Year History of Special Purpose Fund Cash Balances	5
Exhibit 5: Top Ten Functions with Largest Growth in Cash Balance	6
Exhibit 6: 10-Year History of Special Purpose Fund Revenues	7
Exhibit 7: Top Ten Functions by Total Revenues	8
Exhibit 8: 10-Year History of Special Purpose Fund Expenditures	9
Exhibit 9: Top Ten Functions by Total Expenditures	10
Exhibit 10: Chart of Idle Funds by Function.....	11
Exhibit 11: Idle Funds for Homeless Function.....	13
Exhibit 12: Recommended Action by Tier	16
Exhibit 13: Tier C and Tier D Actions That could be Completed Now.....	18

SUMMARY

After every fiscal year, the Office of the Controller closes the books and reports on the finances for the year that just concluded. As of June 30, 2022, Los Angeles' treasury was made up of 857 funds with a combined cash balance of \$14.7 billion. This amount includes the City's General Fund, Reserve Fund, debt service funds, proprietary funds, pension and retirement funds, and special purpose funds (Special Funds). This report focuses on 661 Special Funds, representing approximately \$5.4 billion, or 36.9 percent, of the City's treasury.

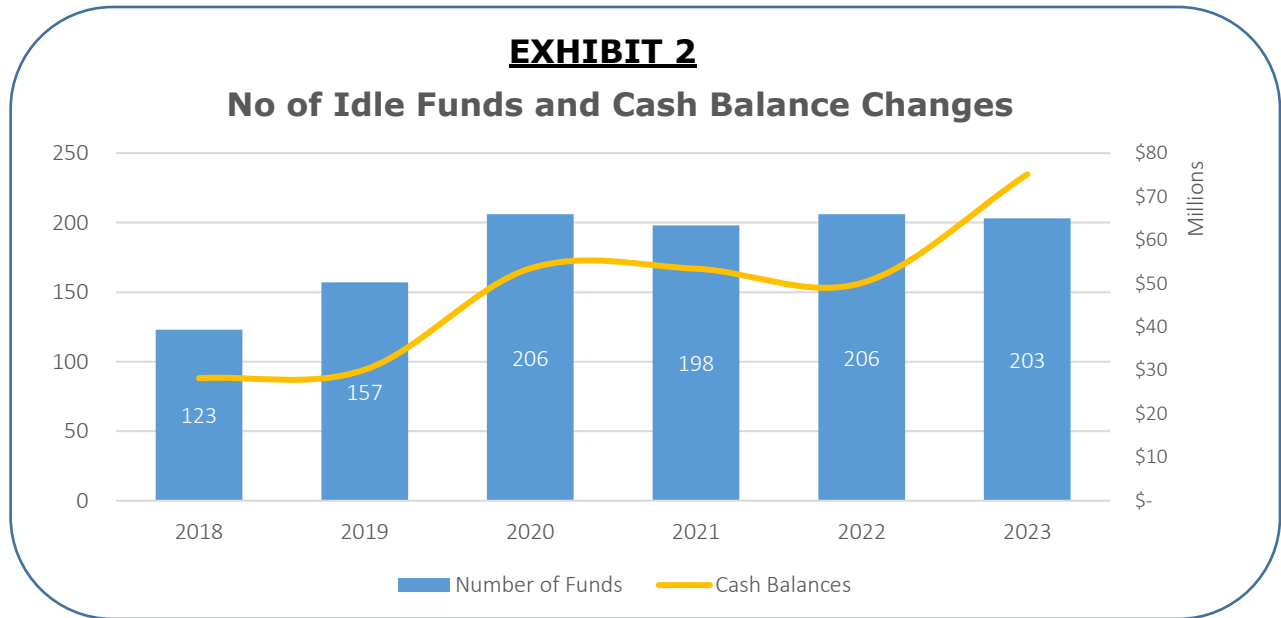
Idle Special Funds

As of April 30, 2023, **there were 203 Special Funds with a total of \$72.87 million cash balance**, known as Idle Special Funds (or Idle Funds), with **no expenditure activity for two or more years** (see Schedule 6 for a detailed listing of the funds). Of the 203 funds, 62, or 30.5 percent, had no expenditures for more than 10 years. Of the \$72.87 million, we have identified 64 funds totaling \$51.26 million that departments should submit an expenditure plan for. Exhibit 1 is a summary of the 203 idle funds by function, as of April 30, 2023.

EXHIBIT 1

Summary of Idle Funds as of April 30, 2023		
Function	Amount	No. of Funds
Community Safety	\$14,012,149	34
Economic Development	\$11,706,470	47
Sanitation & Environment	\$11,027,579	12
Housing & Homelessness	\$10,097,388	10
Other	\$7,426,120	11
Parks	\$7,386,262	7
Social Services	\$4,538,350	21
Transportation	\$3,054,012	8
Public Works	\$1,946,768	6
Streets	\$1,091,630	13
Arts/Culture/Tourism	\$414,507	3
Debt Related	\$172,886	31
Grand Total	\$72,874,120	203

In the last four years, the number of Idle Special Funds hovered around the 200 range. Exhibit 2 shows net changes from the number of funds closed, funds where activity occurred, and funds that become newly dormant. The jump between 2019 and 2020 was due to a reporting criterion change for unspent funds becoming idle after two years, instead of four.



After analyzing these funds and working with departments, we have made recommendations for their disposition as summarized in Exhibit 3 below:

EXHIBIT 3

Disposition	Amount	No.
Department should submit an expenditure plan for these funds	\$51,256,199	64
Keep open	\$5,849,043	32
Return funds to the grantor	\$5,529,753	32
Repay Reserve Fund loans owed by these funds, develop plans for remaining balances	\$5,083,329	7
Close fund – evaluate opportunities to leverage remaining cash balance for other needs, and then close the funds	\$2,356,597	34
Return funds to payors	\$894,900	13
Repurpose to another fund within the function and Close fund	\$576,499	11
Transfer excess over \$500K to the General Fund per ordinance	\$501,282	1
Initiate escheatment process	\$367,255	4
Need to determine the disposition of the funds	\$343,981	1
Evaluate for potential transfer to the General Fund	\$115,283	4
Grand Total	\$72,874,120	203

Details for each Idle Fund name, account balance, and the time since the last expenditure can be found in Schedule 6 of this report.

Recommendations

Except in 2021, Special Fund revenue exceeded expenditures with the cash balance rising an average of 5.6 percent over the last ten years. This report provides a framework for a healthy, on-going discussion of the overall management of special funds, and how idle Special Funds can be repurposed.

To improve the short term management and accountability over Special Funds administration, we recommend that the Mayor and Council instruct Departments to:

- a) Submit spending plans to this Office for the 64 funds listed under the category "Department should submit an expenditure plan for these funds" in the Controller's *Status of Idle Funds* report (Schedule 6);
- b) Work with the City Administrative Officer (CAO) to transfer special funds to the General Fund for those seven (7) funds identified as "Repay Reserve Fund Loan" in the Controller's *Status of Idle Funds* report (Schedule 6);
- c) Follow the remaining actions to dispose the cash balances in the remaining Special Funds identified under the "Recommendations" heading in the Controller's *Status of Idle Funds* report (Schedule 6);
- d) Request the City Attorney to draft an ordinance to repeal previously closed Special Funds identified as "Repeal" under the "Status" heading in the Controller's *Status of Fund Ordinances to Repeal* (Schedule 7); and,

For the long-term reduction in the number of idle Special Funds, we suggest referring to the Controller's prior Special Fund reports (C.F. Nos. 17-0786 and 17-0786-S1). As such, we encourage the Mayor and Council to consider the following prior recommendations for implementation:

- e) Instruct the CAO to develop a policy for automatically disencumbering outstanding Special Fund encumbrances three years or older;

- f) Request the City Attorney to incorporate a sunset clause for new Special Fund ordinances;
- g) Instruct the CAO to create a Departmental Special Fund Creation Form submitted by Departments to summarize the intent and nature of the new Special Fund requested; and,
- h) Instruct the CAO to create a policy to transfer cash to the General Fund from expired and obsolete grant Special Funds, especially when insufficient documentation is available to keep them.

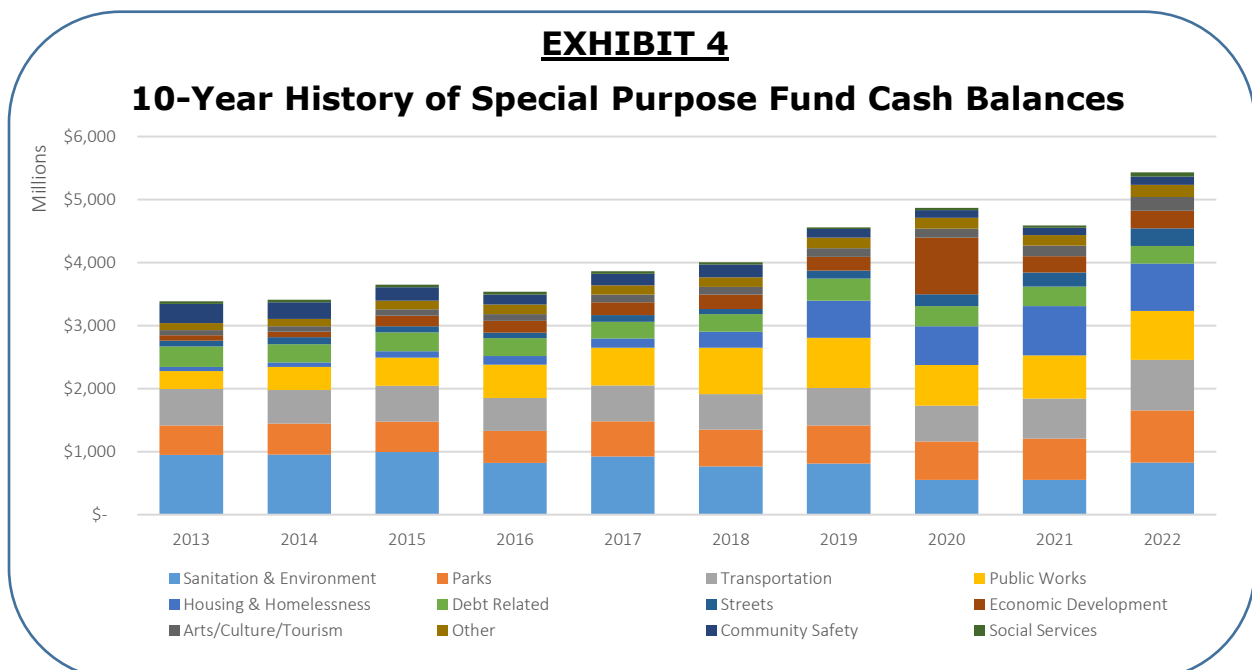
DISCUSSION

Financial assistance from the federal and state helped the City of Los Angeles weather the economic blow from the COVID-19 pandemic. The City has continued its journey to fiscal recovery after the end of the 2022 fiscal year by providing essential services, projects, and programs while monitoring and projecting the impact of homelessness, housing, and community engagement on City services, programs, and finances.

As it should be, the City's emphasis from a budgetary and practical standpoint has always been managing the General Fund. Special Funds are usually treated as a background funding source. However, Special Funds actually represent a much larger portion of the City's overall financial resources. As of June 30, 2022, the total cash balance in 661 Special Purpose Funds (Special Funds) was \$5.43 billion compared to a General Fund cash balance of \$1.93 billion which includes the Reserve Fund and Budget Stabilization Fund (and 17 general governmental funds required for standard reporting purposes effective in 2021^a). The Special Fund cash balance increased by 18.4 percent from 2021. In this report, the Special Funds are grouped by a function the City performs (see Schedule 1 for the function definitions).

Section I: Cash, Revenue and Expenditures

Cash Balance Growth



^a Per Governmental Accounting Standards Board Statement No. 84 for identifying fiduciary activities beginning in fiscal year 2021. Page | 5
For comparison purposes only, data prior to 2021 was adjusted accordingly for all exhibits throughout this report.

Exhibit 4 on the previous page displays a 10-year history of Special Fund **cash balances** between 2013 and 2022 with an average cash balance growth of 5.6 percent. Special Funds cash balances increased by 18.4 percent from \$4.59 billion in 2021 to \$5.43 billion in 2022.

As pandemic restrictions have largely been lifted in 2022, revenues increased by 15.6 percent compared to 2021. Expenditures decreased by 4.3 percent in 2022, resulting in a net increase in Special Funds' cash balance.

Because revenues have consistently been higher than expenditure, excess cash balance continue to grow in the Special Funds.

Exhibit 5 ranks the top ten functions with the highest cash balance in 2022.

EXHIBIT 5
Top Ten Functions with Largest Cash Balance

(In \$Millions)

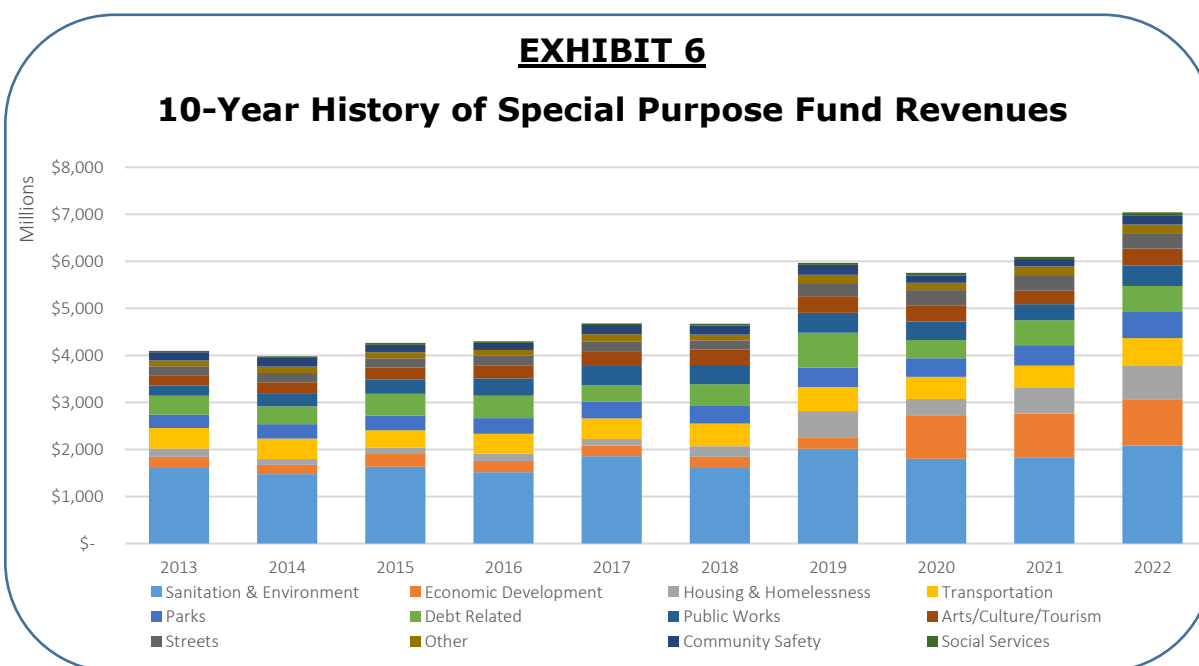
Function	2021 Cash Balance	2022 Cash Balance	Chg %
Sanitation & Environment	552.8	828.2	50%
Parks	654.9	827.4	26%
Transportation	634.8	800.0	26%
Public Works	685.9	780.3	14%
Housing & Homelessness	779.5	749.6	-4%
Economic Development	258.8	282.0	9%
Debt Related	313.7	280.4	-11%
Streets	220.1	278.4	26%
Arts/Culture/Tourism	166.4	218.0	31%
Other	169.4	196.3	16%

The Sanitation & Environment function was first on this list with the largest increase of \$275.3 million from 2021. The Sewer Construction & Maintenance, Fund 208 with a cash balance of \$204.7 primarily contributed to this difference. The Parks function was second highest with cash growth due primarily to transfers into Fund 302 of \$75 million from the Unappropriated Balance's (UB) for maintenance capital improvements at City parks and facilities in disadvantaged communities (C.F. 21-0935), and \$20 million to restore licensed childcare sites in economically disadvantaged communities (C.F. 21-0937).

The largest percentage growth of 87% (not shown) was for the Social Services function which increased from \$35.8 million in 2021 to \$67.1 million in 2022. The Debt Related function dropped in cash by 11 percent with less borrowing as interest rates rose.

Revenue Growth

During Fiscal Year 2022, the 661 Special Funds generated \$7.04 billion in **revenue**, a 15.6 percent increase compared to Fiscal Year 2021. Exhibit 6 presents a comparison and makeup of the actual revenues by fiscal year.



Revenue growth of 15.6 percent for 2022 was higher than the 10-year average annual growth of 6.3 percent. When viewed by function, the largest 2022 revenue growth was from Sanitation & Environment at \$260 million with the largest revenue coming from the Sewer Construction and Maintenance, Fund 208 at \$830.8 million. The largest percentage increase of 65.6 percent (not shown) was for the Social Services function with revenue increasing from \$47 million in 2021 to \$78 million in 2022, \$29.5 million of the increase coming from the Area Plan for the Aging Title 7, Fund 395.

Exhibit 7 shows the top Special Fund functions with the largest revenues. The Sanitation & Environment function rose 14 percent with revenue mainly from the Sewer Construction and Maintenance, Fund 208.

EXHIBIT 7
Top Ten Functions by Total Revenues

(In \$Millions)

Function	2021 Revenue	2022 Revenues	Chg %
Sanitation & Environment	1822.2	2082.2	14%
Economic Development	939.5	975.3	4%
Housing & Homelessness	541.9	720.4	33%
Parks	479.2	590.7	23%
Transportation	433.6	571.4	32%
Debt Related	533.3	535.9	0%
Public Works	337.8	435.0	29%
Streets	290.1	361.4	25%
Arts/Culture/Tourism	331.5	329.5	-1%
Community Safety	182.6	182.5	0%

Under the Economic Development function, the City received \$639.5 million on June 3, 2022, the final tranche of the Coronavirus State Fiscal Recovery Fund and the Coronavirus Local Fiscal Recovery Fund (SLFRF), from the 2021 American Rescue Plan Act (ARPA). These funds were initially recorded under the City's ARPA, Fund 64M, as Special Fund revenue for internal accounting and tracking purposes and immediately transferred to the General Fund to offset expenditures for government operations. The ARPA revenue was for one-time federal assistance to City operations for 2021 and 2022.

The Housing & Homelessness function revenue increased by 33 percent primarily from the General Obligations Bond Series 2021-A (Taxable), Proposition HHH Construction, Fund 17E bond proceeds of \$213.1 million. The Parks function experienced a revenue growth of 23 percent mostly from revenues generated by the Recreation and Parks, Fund 302.

The drop in the Arts/Culture/Tourism function were mainly due to the following funds: Library Trust, Fund 831 by \$298,349, the Arts and Cultural Facilities & Service, Fund 480 by \$239,134, and the Arts Development Fee Trust, Fund 516 by \$232,286.

Expenditure Growth

Total 2022 special fund **expenditures** were \$6.13 billion. This was \$278.7 million or 4.3 percent lower than in 2021. Over the last ten years, total expenditures grew an average of 5.0 percent.

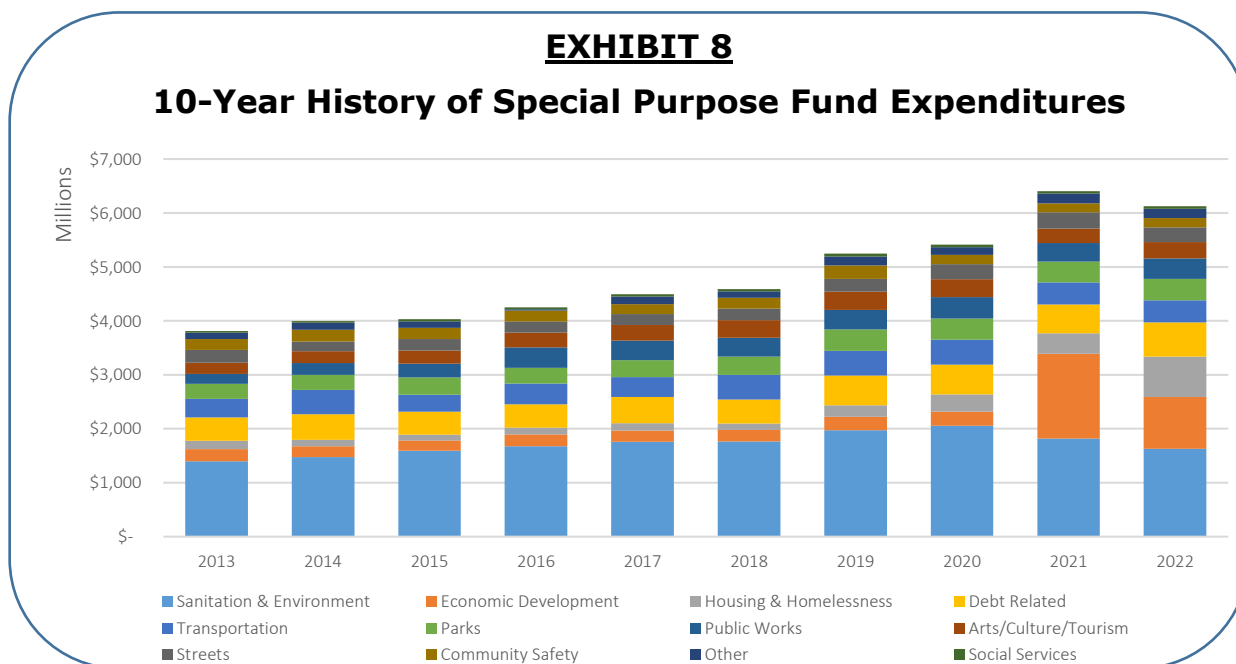


Exhibit 8 presents a comparison and makeup of the actual expenditures by fiscal year. In 2022, the Housing & Homelessness function spending jumped 99 percent to \$746.0 million. The Economic Development function spending dropped by 39 percent to \$965.7 million. This is mainly from a 96 percent decrease in COVID-19 Federal Relief, Fund 63M spending from \$675.2 million in 2021 to \$25 million in 2022.

The top three functions by total expenditures listed in Exhibit 9 are the same as those funds shown in Exhibit 7. Overall, the Sanitation & Environment expenditures dropped 11 percent primarily from the use of debt spending from the year prior such as the Wastewater System Subordinate Revenue Bonds 2018A Construction Green Bonds, Fund 75R for \$82.2 million and the Wastewater System Commercial Paper A Construction, Fund 70W for \$38.4 million.

EXHIBIT 9**Top Ten Functions by Total Expenditures**

(In \$Millions)

Function	2021 Expenditures	2022 Expenditures	Chg %
Sanitation & Environment	1817.4	1626.2	-11%
Economic Development	1575.9	965.7	-39%
Housing & Homelessness	374.2	746.0	99%
Debt Related	537.0	632.9	18%
Parks	410.0	413.5	1%
Transportation	386.1	393.2	2%
Public Works	342.7	379.3	11%
Arts/Culture/Tourism	267.1	307.0	15%
Streets	299.6	271.7	-9%
Public Safety	168.8	172.7	2%

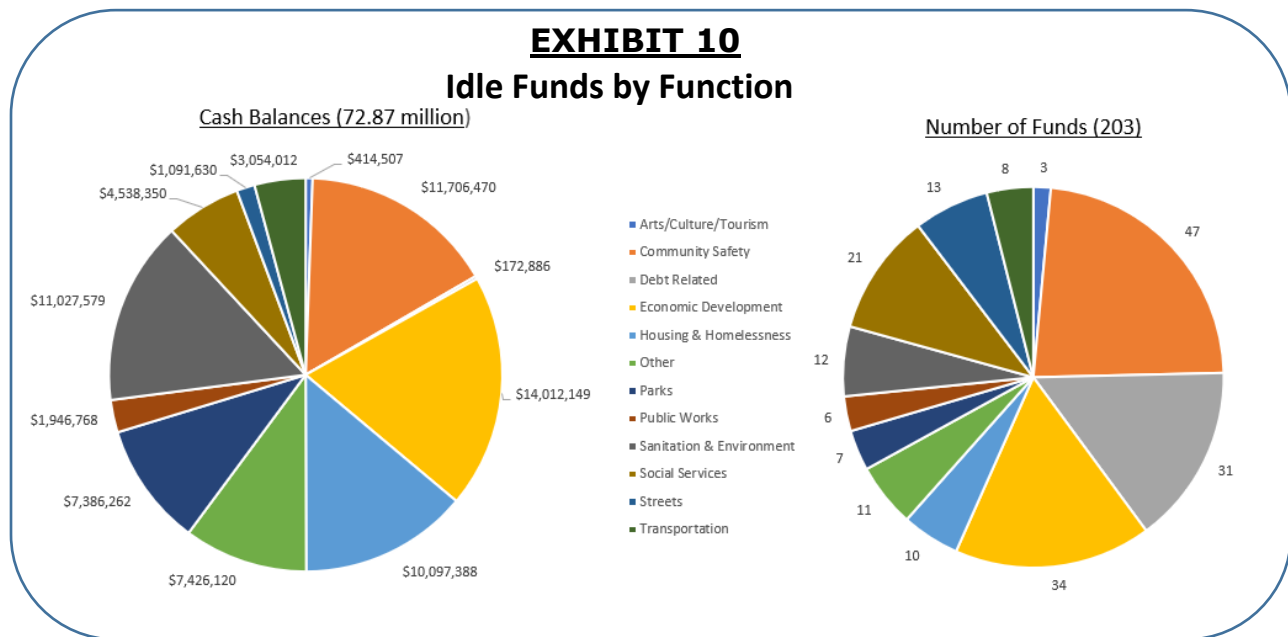
The 99 percent change under the Housing & Homelessness function was mainly from \$237.1 million spending in 2022 from the U.S. Treasury Emergency Rental Assistance, Fund 64D, to assist households unable to pay rent and utilities. This was a 4441 percent increase from 2021, which only spent \$5.2 million as a result of being a new fund established in March 2021.

Section II: Idle Special Funds

As of April 30, 2023, there were 203 Special Funds idle with no expenditure activity in the last 24 months. The cash balance in these funds totaled approximately \$73 million.

A vast majority, or 70 percent of the 661 Special Funds are used consistently to perform services under the Housing & Homelessness, Economic Development, Sanitation & Environment, Social Services, Public Safety, Parks, Public Works, and Transportation functions. However, there remains **203 Special Funds** or 30 percent of the total number of funds, **with \$72.87 million in cash balance but no expenditure for two or more years.** Throughout this report, we refer to these funds as Idle Special Funds (or Idle Funds). The City should inquire from departments about their plans to use the Idle Fund cash balances. Details for each Idle Fund name, account balance,

and the time since the last expenditure can be found in Schedule 6 of this report. Exhibit 10 shows idle funds and balances by function.



Spending Delays

Departments provided the following as some of the reasons for their spending delays:

- **Debt related** funds usually have additional legal restrictions placed upon them by covenant for cash to remain available for emergency purposes and/or for debt, principal or interest payments for the bonds. Zero balances in debt funds are usually kept when tied to bonds still outstanding.
- **Grant funded** cash have “strings attached” with any unspent funds tied to the grant agreement signed between the City and the grantor. The City is released from the agreement when the grantor issues an acceptance letter of the completed project or program. The City will need to determine what should be done for those dormant grant funds with obsolete projects or programs.
- **Program, Project and Site-specific** funds are based on the scope of work described in the Council action and/or ordinance creating the fund. It is less likely the fund will be spent on a timely basis when many restrictions are placed on the fund.

- **Newly dormant** are those funds affected when the criteria to be considered “idle” was expanded to two-years or more of no expenditure activity, instead of four years.

While these are valid reasons to leave a fund open, they do not account for a large number of funds with no expenditure activity in the last 24 months. In our view, a proactive and consistent review of these funds is necessary to promptly identify idle funds that could potentially be repurposed to help address the City’s other needs.

Spotlight: Housing & Homeless Idle Funds

As of April 30, 2023, there were 10 Special Funds under the Housing and Homeless function with total cash balance of \$10.1 million and no expenditure activity in prior 24 months or more.

Exhibit 11 **Idle Funds for Homeless Function**

Type	No. of Funds	Recommendation	4/30/23 Cash Balance
Newly Dormant	5	Department should submit an expenditure plan for these funds	\$ 4,681,148
	1	Repay Reserve Fund loan, and develop expenditure plan for remaining funds	\$ 169,260
Grant	1	Close fund	\$ -
Program Specific	2	Department should submit an expenditure plan for these funds	\$ 1,656,722
Site Specific	1	Department should submit an expenditure plan for these funds	\$ 3,590,258
TOTAL	10		\$ 10,097,388

This Office worked with the administering department to the extent possible, to understand why there is still remaining cash not yet spent on the fund's purpose. The only exception is for the 2019-2022 United Way Greater of LA Housing Crisis Response Team, Fund 62S which became "Newly dormant" when this report was prepared. In reviewing the Fiscal Year 2023-24 Homeless Budget, only the General Obligation Refunding Series 2018B (Tax-Exempt) Excess Earnings, Fund 17D was identified as idle with a cash balance of zero. However, Fund 17D must be kept open since there are still outstanding bonds tied to this fund.

We also looked at budget appropriations within the fund and for what fiscal year they were approved as another gauge for fund activity. In addition to the Schedule 6 recommendations in **bold** below for the Homeless & Housing function, we believe the City should take advantage of **opportunities** to use these idle funds as follows:

Departments should submit an expenditure plan for these funds

The eight funds in this group have a current cumulative balance of \$9,928,128.

- \$3,590,258- Central City West Housing, Fund 521: Cash balance is from developer contributions and program income to be spent for affordable housing programs in the Central City West planning area. There is \$3.5 million in a 2022 appropriation for the "Third Thyme" project.
OPPORTUNITY: *Support affordable housing through implementing the "Third Thyme" project.*
- \$3,187,875- CalHome, Fund 46X: The cash is made up of program repayments of principal and interest from borrowers to be used for additional soft-second loans to qualified low-income homebuyers.
OPPORTUNITY: *Evaluate the uncommitted balance for opportunity to support affordable housing projects and programs.*
- \$1,164,815 - Local Housing, Fund 48G: This fund consists of state matching funds and program income for past multi-family housing and/or homeownership loans that have been repaid. There are no appropriations.
OPPORTUNITY: *The fund manager should appropriate the cash balance into new affordable housing programs or projects.*
- \$945,334 - A 2019-2022 United Way Greater of LA Housing Crisis Response Team Implementation Grant, Fund 62S: The fund is from a United Way grant to pay for five positions within the Mayor's Office.
OPPORTUNITY: *Evaluate unspent appropriations for opportunity to support housing programs.*
- \$491,907 - Channel Gateway/Venice Affordable Housing, Fund 911: The source of fund is a developer contribution of \$1.0 million for the Channel Gateway project to be used within the Venice Community Plan Area. There are no appropriations.
OPPORTUNITY: *Evaluate the cash balance for potential appropriations to support affordable housing programs or projects.*
- \$279,501 - Mortgage Credit Certificate Program, Fund 643: The fund is to cover fees and expenses by the Housing department to submit

applications to the state to fund the City's Mortgage Credit Certificate (MCC) program. Currently, there is no state funding available. There is \$204,350 in unspent appropriations.

OPPORTUNITY: *Evaluate the MCC program and unspent appropriations if they can be used to support affordable housing projects and programs.*

- \$240,087 - Emergency Rental Assistance Subsidy Program Trust, Fund 63D: The cash is from a transfer from Fund 53P State AB1290 and private donations. There are no appropriations.

OPPORTUNITY: *Use the cash balance for new appropriations to support affordable housing programs or projects.*

- \$28,351 - California COVID-19 Emergency (Homeless Californians Grant), Fund 63B: There are no appropriations.

OPPORTUNITY: *Use the cash balance for new appropriations to support affordable housing programs or projects.*

Repay Reserve Fund loan

- \$169,260 - Community Development Department Section 108 Loan Guarantee, Fund 43F: This is a federal loan guarantee program that allows the City to leverage its Community Development Block Grant program to provide loans for economic revitalization projects. This fund has a reserve fund loan balance of \$5,576.

OPPORTUNITY: *Repay the \$5,576 reserve fund loan and review remaining uncommitted amount for opportunities to support affordable housing projects and programs.*

Close Fund

- \$0 - State Housing and Community Development Disaster Recovery Initiative, Fund 54D: The funds were used for disaster victims affected by the 2008 Sayre wildfire. There are no appropriations. This fund should be closed.

OPPORTUNITY: *Closing this fund reduces the number of idle Special Funds by one.*

Steps to Using and Closing Special Funds

Generally, the City spends down a Special Fund until the program or project for which the fund was created is completed. Afterwards, the fund is closed based on how the fund was created. If the fund was created through a Council action, the remaining cash should be reprogrammed or repurposed by function to a new or existing fund, unless the Council specifically prohibits such actions (e.g. no transfers to the General Fund). Similarly, if the fund was authorized by ordinance, the cash left in the fund should be reprogrammed or repurposed by function to a new or existing fund, unless prohibited by ordinance. Once the fund balance reaches zero, the fund should be closed. If the fund is tied to an ordinance, the ordinance should also be repealed and removed.

Exhibit 12 is a table, organized by Tier, describing the various steps and actions needed to pay down and close out a fund. For each idle fund, we have indicated the tiers corresponding to the action(s) needed to address the fund:

EXHIBIT 12

Tier	Recommended Action
A	Department should spend from the fund during the current fiscal year.
B	Department should report to the Controller on expenditure plans of projects or programs for the fund.
C	Department should work with the CAO to transfer the cash balance to the General Fund.
D	Department should work with the CAO to repay their Reserve Fund loan.
E	Department, subject to the approval of the City Attorney as to form and legality, should prepare relevant Ordinances to disestablish inactive Business Improvement Districts in accordance with State Law.
F	Department should request the City Attorney to prepare and present an ordinance for the escheatment of the dormant Special Fund to the General Fund.
G	Department should work with the City Attorney to return funds to the payor.
H	Department should work with the City Attorney to return funds to the grantor.

I	Department should work with the CAO to transfer the cash balance to another Special Purpose Fund, to be determined.
J	Keep open due to the nature of the fund.
K	Department should work with the Controller to close the fund.
L	Department, subject to the approval of the City Attorney as to form and legality, should prepare an Ordinance to repeal relevant Administrative Code Sections and uncodified ordinances to close dormant funds with zero balances.

Details by Idle Fund name, account balance, and tiers can be found in Schedule 6 of this report.

Potential General Fund Cash

There are immediate actions that departments and/or the Council can take to transfer up to \$609,685 in idle Special Funds to the General Fund. Under **Tier C**, a CAO memo under Council File No. 22-0600-S85 is awaiting consideration by the Budget Finance & Innovation Committee. Departments triggering Reserve Fund loans under **Tier D**, do not need Council authority as the authority to repay them occurs immediately when the loan was granted.

EXHIBIT 13

Fund	Tier	Cash Balance as of 4/30/2023	Action	General Fund Cash
Furtherance of International Earthquake, Fund 441	C	\$98,578	Awaiting Council approval of C.F. No. 22-0600-S85.	\$98,578
2016 Urban Areas Security Initiative Homeland Security Grant, Fund 59E	C	\$71	Awaiting Council approval of C.F. No. 22-0600-S85.	\$71
Improvement Assessment Revolving, Fund 418	C	\$501,282	Awaiting Council approval of C.F. No. 22-0600-S85.	\$1,282
Sub-Total		\$599,931		\$99,931
GO Bonds Series 2006A Fire/Paramedic Emergency Helicopter Facilities Construction, Fund 16J	D	\$3,801,720	Repay Reserve Fund Loan	\$462,990
GO Bonds Series 2006A Animal Shelter Facilities Construction, Fund 16K	D	\$1,000,337	Repay Reserve Fund Loan	\$29,585
Community Development Department Section 108 Loan Guarantee, Fund 43F	D	\$169,260	Repay Reserve Fund Loan	\$5,576
LA County Relay Institute, Fund 60L	D	\$59,273	Repay Reserve Fund Loan	\$59
Los Angeles Performance Partnership Pilot, 58E	D	\$77,206	Repay Reserve Fund Loan	\$263
LA Community College District California Career Pathway Grant, Fund 59A	D	\$25,459	Repay Reserve Fund Loan	\$2,231
GO Bonds Series 2002A Fire/Paramedic Emergency Helicopter Facilities Construction, 15M	D	\$2,449	Repay Reserve Fund Loan	\$2,449

ARRA Community Development Block Grant, Fund 51N	D	\$6,898	Repay Reserve Fund Loan	\$6,898
Sub-Total		\$5,142,602		\$510,051
TOTAL		\$5,742,533		\$609,982

Details by Idle Fund name, account balance, and tiers can be found in Schedule 6 of this report.

Legally Close the Fund Ordinance

The last piece of the puzzle when closing out a Special Fund is to remove the ordinance from the Los Angeles Administrative Code (LAAC). This Office identified 44 of these ordinances, however, only 19 fund ordinances can be removed from the LAAC that tie directly towards creation of the fund. A detailed listing with the fund name, details, and the status of the fund ordinances can be found in Schedule 7 of this report.

SCHEDULES

Schedule 1:	Function Definitions -----	21
Schedule 2:	General Governmental Funds -----	22
Schedule 3:	Special Purpose Revenue Funds -----	23
Schedule 4:	Proprietary Department Funds -----	42
Schedule 5:	Pension and Retirement Funds-----	44
Schedule 6:	Idle Funds -----	45
Schedule 7:	Fund Ordinances to Repeal-----	57

SCHEDULE 1

FUNCTION DEFINITIONS

Function	Definition	Fund Examples	No. of Funds	Cash Balance as of June 30, 2022
Arts/Culture/Tourism	Initiatives that support and promote the arts, cultural events, tourism, hospitality, and entertainment.	<ul style="list-style-type: none"> • Arts Development Fee, Fund 516, • El Pueblo de Los Angeles Historical Monument, Fund 737 • Greek Theatre, Fund 57T • Staples Center Trust, Fund 908 • Zoo Enterprise, Fund 40E 	24	\$ 218,008,820
Community Safety	Special Funds related to the safety and protection activities of the general public from harm, danger, or any form of threat that may negatively impact physical, mental, or emotional health.	<ul style="list-style-type: none"> • Supplemental Law Enforcement Services, Fund 667 • Police Department Revolving Training, Fund 670 • Fire Department Grant, Fund 335 • Fire Department Special Training, Fund 40J 	112	\$ 131,095,325
Debt Related	Funds related to the issuance and servicing of the City's outstanding debt obligations.	<ul style="list-style-type: none"> • GO Bonds Series 2012A Excess Earnings, Fund 16Y • MICLA Lease, Series 2020-A (Capital Equipment) Accounting, Fund 27G • Wastewater System Revenue Bonds 2017A Debt Service, Fund W86 	87	\$ 280,378,793
Economic Development	Initiatives that promote and support the growth of businesses and industries, job creation, and the overall economic well-being of the City.	<ul style="list-style-type: none"> • Business Improvement District Trust, Fund 659 • Department of Neighborhood Empowerment, Fund 44B • Californians for All Youth Workforce Development, Fund 65N 	110	\$ 276,921,441
Housing & Homelessness	Activities related to programs that address housing affordability, housing insecurity, including providing affordable housing, rental assistance and supportive services to the unsheltered.	<ul style="list-style-type: none"> • SB 2 Permanent Local Housing Allocation, Fund 64R • Accessible Housing, Fund 10D • Homeless Housing, Assistance, and Prevention (HHAP) Program, Fund 62Y • L.A. Regional Initiative for Social Enterprise-City General Fund Homeless Program, Fund 10C 	49	\$ 749,602,358
Other	Expenditures of funds towards initiatives that do not fit into any of the functional categories or are services provided on a Citywide basis, directly or indirectly.	<ul style="list-style-type: none"> • Disaster Assistance Trust, Fund 872 • Telecommunications Liquidated Damages and Lost Franchise Fees, Fund 342 • Planning Long Range Planning, Fund 52F 	43	\$ 196,331,399
Parks	Services related towards the operations, development, and maintenance of the City's open space, parks and recreational facilities.	<ul style="list-style-type: none"> • Recreation and Parks, Fund 302 • South Park Open Space Maintenance Trust, Fund 58R • Pershing Square Park and Garage, Fund 58Q • Measure A Maintenance and Servicing, Fund 63V 	24	\$ 827,417,342
Public Works	Activities related to the operations, maintenance, and construction of public infrastructure (including buildings and real property).	<ul style="list-style-type: none"> • Public Works Trust, Fund 834 • Engineering Special Services, Fund 682 • Building and Safety Building Permit Enterprise, Fund 48R • Planning Case Processing, Fund 52D 	48	\$ 780,250,338
Sanitation & Environment	Initiatives related to protecting the public and the environment, including maintaining waste management, recycling, water and air quality control.	<ul style="list-style-type: none"> • Integrated Solid Waste Management, Fund 556 • Stormwater Pollution Abatement, Fund 511 • Household Hazardous Waste, Fund 567 • Mobile Source Air Pollution Reduction, Fund 528 	47	\$ 828,175,966
Social Services	Activities aiming to promote and to benefit the welfare of others in the community through education, counseling, and healthcare programs.	<ul style="list-style-type: none"> • Youth Sport Partnership, Fund 63K • Area Plan for the Aging Title 7, Fund 395 • Animal Welfare, Fund 859 • Temporary Assistance for Needy Families, Fund 56E 	55	\$ 67,065,874
Streets	Services related to the development, improvement, and maintenance of the City's streets, sidewalks and lights.	<ul style="list-style-type: none"> • Road Maintenance and Rehabilitation Program, Fund 59V • Street Lighting Maintenance Assessment, Fund 347 • Sidewalk and Curb Repair, Fund 57F 	28	\$ 278,437,130
Transportation	Expenditures related to the planning, coordination and development of infrastructure projects, programs and alternative modes connected to travel systems within the City.	<ul style="list-style-type: none"> • Proposition A Local Transit, Fund 385 • Proposition C Anti-Gridlock Improvements, Fund 540 • Special Parking Revenue, Fund 363 • Bicycle Plan, Fund 55C 	34	\$ 800,049,944
TOTAL			661	\$ 5,433,734,730

SCHEDULE 2

GENERAL GOVERNMENTAL FUNDS (Cash Basis)

Fund Label	Function	Administering Department	Fund Purpose	Beginning Cash Balance for Fiscal Year	Revenue	Expense	Other Transactions	Ending Cash Balance as of June 30, 2022	Budget Sched. No.
100 General Fund - General Budget	Other	General	To account for municipal activities not authorized or covered by special funds.	\$ 442,686,940	\$ 9,004,789,070	\$ 8,328,572,344	\$ (518,716,786)	\$ 600,186,880	Yes
101 Reserve	Other	General	Funding for unanticipated expenditures and revenue shortfalls in the General Fund.	\$ 933,013,075	\$ 18,225,697	\$ 392,512,372	\$ 487,194,382	\$ 1,045,920,782	None
102 Budget Stabilization	Other	General	Records over budget savings when revenues are strong to protect services during revenue downturns	\$ 118,194,661	\$ 1,287,643	\$ -	\$ -	\$ 119,482,304	None
121 2008 TRAN Proceeds	Other	City Administrative Officer	For the purposes of depositing and disbursing the sale of note proceeds for each TRAN issuance.	\$ -	\$ 1,923,474,355	\$ 1,923,448,089	\$ (26,266)	\$ -	Yes
811 Deferred Compensation Plan Investment	Other	Personnel	Holds assets to meet the requirements of the City's Deferred Compensation Plan for investment purposes only	\$ 31	\$ -	\$ -	\$ -	\$ 31	None
812 Article XIII B Section 5 - Gann Initiative	Other	City Administrative Officer	To appropriate unappropriated monies at fiscal year-end to assure their continued availability	\$ -	\$ -	\$ -	\$ -	\$ -	None
817 Settlements and Judgments	Other	Controller's Office	To deposit and disburse garnished funds for orders from levy agencies or collection authorities	\$ 32,182	\$ -	\$ -	\$ 1,448	\$ 33,631	None
823 Federal Withholding Tax Trust	Other	Controller's Office	To deposit amounts withheld from employees' salaries for payment of state taxes	\$ 382,976	\$ -	\$ -	\$ 105,421	\$ 488,397	None
824 General Demand	Other	Controller's Office	To record payment of checks issued	\$ 103,987,983	\$ -	\$ -	\$ 2,589,387	\$ 106,577,369	None
825 General Payroll Reimbursement	Other	Controller's Office	Departmental funds will be connected with the Controller's financial system to issue employees' and vendors' checks.	\$ 11,359,270	\$ -	\$ -	\$ (1,694,354)	\$ 9,664,916	None
829 Insurance Trust	Other	Personnel	Holds funds used for insurance payments to carriers on behalf of sworn employees	\$ 27,205	\$ 4,683	\$ -	\$ 1,349,472	\$ 1,381,359	None
837 Sales Tax Trust	Other	Controller's Office	To pay annual sale tax for recovered receipts to State Board of Equalizations	\$ 300,541	\$ -	\$ -	\$ 1,518	\$ 302,059	None
839 State Withholding Tax Trust	Other	Controller's Office	To deposit amounts withheld from employees' salaries for payment of state taxes	\$ 182,038	\$ -	\$ -	\$ (20,940)	\$ 161,098	None
852 County of Los Angeles	Other	Controller's Office	Used to record property tax receipts prior to allocation to other funds.	\$ -	\$ -	\$ -	\$ -	\$ -	None
867 Hiring Hall Trust	Other	General Services	For payment of benefits to Craft Workers hired on a temporary basis through a Hiring Hall procedure	\$ 3,683,903	\$ -	\$ -	\$ 3,006,749	\$ 6,690,652	None
881 Pension Savings Investment	Other	Personnel	To track funds for the City's obligations under the Pension Savings Plan	\$ 37,121	\$ -	\$ -	\$ 3,217	\$ 40,338	None
899 IRS Section 501 Employee Benefits Trust	Other	Personnel	To track funds and administer the City's Civilian Modified Flex Plan	\$ 19,970,218	\$ 392,227,896	\$ 389,619,529	\$ -	\$ 22,578,585	None
900 Limited Term Retirement Trust	Other	City Employees Retirement System	For the administration of the Limited Term Retirement program which provides a portable retirement benefit for elected officials of the City whose terms are limited by the City Charter.	\$ 37,559	\$ 48,361	\$ 11,500	\$ (70,000)	\$ 4,420	None
901 Excess Benefit Plan	Other	City Employees Retirement System	A Fund separate from the LACERS Trust Fund that pays subjected LACERS retirees the retirement benefit amounts in excess of the annual limit imposed by Section 415 of the Internal Revenue Code of 1986 as amended.	\$ 1,662,954	\$ 1,490,507	\$ 1,160,614	\$ -	\$ 1,992,847	None
918 Fire and Police Pensions Excess Benefit Plan	Other	Fire and Police Pensions	Excess Benefit Plan for Fire Police Pensions	\$ 828,911	\$ 2,191,000	\$ 2,236,639	\$ -	\$ 783,272	None
82E E-Payables Disbursement Fund	Other	Controller's Office	For the purpose of recording payments which have been made to vendors but for which payment has not yet been made to US Bank	\$ 10,136,756	\$ -	\$ -	\$ 3,950,688	\$ 14,087,443	None
P15 TRAN Debt Service	Debt Related	City Administrative Officer	For receiving and disbursing monies required for repayment of Tax and Revenue Anticipation Notes	\$ -	\$ 1,926,605,520	\$ 1,926,605,520	\$ -	\$ -	None
22				\$ 1,646,524,324	\$ 13,270,344,731	\$ 12,964,166,607	\$ (22,326,065)	\$ 1,930,376,382	

SCHEDULE 3

SPECIAL PURPOSE REVENUE FUNDS (Cash Basis)

Fund Label	Function	Administering Department	Fund Purpose	Beginning Cash Balance for Fiscal Year	Revenue	Expense	Other Transactions	Ending Cash Balance as of June 30, 2022	Budget Sched. No.
208 Sewer Construction and Maintenance	Sanitation & Environment	Sanitation	Receive funds for the Sewer Construction and Maintenance funds group	\$ 101,244,973	\$ 830,752,372	\$ 728,342,993	\$ 1,066,655	\$ 204,721,007	14
64M American Rescue Plan Act Fund	Economic Development	City Administrative Officer	For the receipt and disbursement of Federal relief funds	\$ -	\$ 639,483,405	\$ 639,483,245	\$ -	\$ 160	None
302 Recreation and Parks	Parks	Recreation and Parks	Establish, construct, maintain, operate and control all parks, recreational facilities, museums, observatories, sports center, land, water and facilities in the City.	\$ 364,244,193	\$ 482,950,479	\$ 308,979,172	\$ (2,396,080)	\$ 535,819,420	None
760 Sewer Operations and Maintenance	Sanitation & Environment	Sanitation	For operation and maintenance costs of the City's wastewater system	\$ 91,107,713	\$ 475,151,589	\$ 390,357,203	\$ 13,970	\$ 175,916,069	14
508 Solid Waste Resources	Sanitation & Environment	Sanitation	For the City's solid waste collection, recycling and disposal activities.	\$ 68,031,410	\$ 311,675,889	\$ 289,794,092	\$ (71)	\$ 89,913,135	2
385 Proposition A Local Transit	Transportation	Transportation	Requires that Local Return Funds be used exclusively to benefit public transit, relating to fixed route and paratransit services, Transportation Demand Management, Transportation Systems Management and fare subsidy programs.	\$ 261,093,911	\$ 230,539,916	\$ 159,266,560	\$ (84,157)	\$ 332,283,110	26
300 Library	Arts/Culture/Tourism	Library	Financial support of the Library	\$ 58,789,234	\$ 218,364,367	\$ 193,326,700	\$ (2,980,411)	\$ 80,846,490	None
17E GO Bonds Series 2021A (Taxable) Proposition HHH Construction	Housing & Homelessness	Los Angeles Housing Department	Prop HHH Projects	\$ -	\$ 213,148,995	\$ 64,589,308	\$ -	\$ 148,559,687	None
27K MICLA Lease, Series 2021-C (Capital Equipment And Real Property) Accounting Fund	Debt Related	Controller's Office	For recording accounting transactions for the Series 2021-C MICLA	\$ -	\$ 194,853,166	\$ 194,853,166	\$ -	\$ -	None
48R Building and Safety Building Permit Enterprise	Public Works	Building and Safety	To support building permit and new construction related functions.	\$ 295,535,969	\$ 194,449,776	\$ 179,390,687	\$ 25,824,759	\$ 336,419,816	40
761 Sewer Capital	Sanitation & Environment	Sanitation	For capital improvements to the City's sewer system	\$ 27,478,394	\$ 177,677,798	\$ 160,846,583	\$ (32,215)	\$ 44,277,394	14
70W Wastewater System Commercial Paper A Construction	Sanitation & Environment	Sanitation	To track funds used to finance improvements to the City's wastewater collection and treatment	\$ 33,730,709	\$ 115,090,414	\$ (30,909)	\$ (110,976,000)	\$ 37,876,031	None
54Q Proposition C Anti-gridlock Improvements	Transportation	Transportation	Transit services improvement and operations; reduce traffic congestion.	\$ 31,886,645	\$ 101,740,467	\$ 70,723,990	\$ 398,195	\$ 63,301,317	27
206 Special Gas Tax Street Improvement	Streets	Street Services	Finance street improvements within the public right-of-way	\$ 6,286,594	\$ 95,787,704	\$ 93,482,103	\$ 340,000	\$ 8,932,195	5
59V Road Maintenance and Rehabilitation Program	Streets	Board of Public Works	For the receipt, retention and disbursement of funds received by the City of Los Angeles following the enactment of the Road Repair and Accountability Act of 2017	\$ 153,458,220	\$ 80,718,567	\$ 33,233,250	\$ -	\$ 200,943,536	None
41M Systematic Code Enforcement Fee	Public Works	Los Angeles Housing Department	To inspect residential rental properties subject to safety and health code compliance	\$ 27,850,750	\$ 79,693,804	\$ 66,619,416	\$ 481,089	\$ 41,406,228	42
59C Measure M Local Return	Transportation	Transportation	For the receipt and disbursement of Measure M one-half-cent sales tax increase approved by Los Angeles County voters on November 8, 2016.	\$ 69,401,790	\$ 72,592,003	\$ 38,747,824	\$ (537,364)	\$ 102,708,605	52
64D U.S. Treasury Emergency Rental Assistance	Housing & Homelessness	Los Angeles Housing Department	For the receipt and disbursement of federal grant funds from the US Department of the Treasury Emergency Rental Assistance Program	\$ 190,665,838	\$ 71,408,599	\$ 237,054,391	\$ 13,850	\$ 25,033,895	None
347 Street Lighting Maintenance Assessment	Streets	Street Lighting	Finance street lighting maintenance or improvements in or along public streets, alleys and other public places in the City.	\$ 10,327,014	\$ 70,729,737	\$ 60,782,346	\$ (2,481,087)	\$ 17,793,317	19
517 Federal Emergency Shelter Grant	Housing & Homelessness	Los Angeles Housing Department	To provide homeless persons with basic shelter and essential supportive services	\$ 279,293	\$ 69,297,710	\$ 69,141,488	\$ (117,234)	\$ 318,280	29
424 Community Development	Economic Development	Los Angeles Housing Department	Tracks funds from the Community Development Block Grant for Neighborhood Development	\$ 8,517,170	\$ 67,284,422	\$ 85,752,041	\$ 10,419,465	\$ 469,016	8
51Q Measure R Local Return	Transportation	Transportation	For the receipt and disbursement of Measure R half-cent sales tax revenues	\$ 33,971,075	\$ 63,433,761	\$ 44,570,261	\$ (1,779)	\$ 52,832,795	49
63Q Homeless Efforts - County Funding Agreement Fund	Housing & Homelessness	City Administrative Officer	For the receipt and disbursement of the County of Los Angeles Funds	\$ 52,387,105	\$ 60,962,813	\$ 32,869,981	\$ -	\$ 80,479,937	None
363 Special Parking Revenue	Transportation	Transportation	Parking lot construction, purchase and maintenance; parking meter purchase and maintenance.	\$ 55,585,003	\$ 60,137,863	\$ 39,670,826	\$ (8,465,449)	\$ 67,586,591	11
682 Engineering Special Services	Public Works	Engineering	To provide engineering support services to proprietary departments, developers and grant projects	\$ 71,950,208	\$ 59,381,761	\$ 20,369,938	\$ (360,669)	\$ 110,601,363	None
64J Homeless Housing, Assistance, and Prevention (HHAP) Program Round 2	Housing & Homelessness	City Administrative Officer	provide immediate assistance to people experiencing homelessness.	\$ -	\$ 55,876,521	\$ -	\$ -	\$ 55,876,521	None
41A Street Damage Restoration Fee	Streets	Street Services	To receive money collected pursuant to the Street Damage Restoration Fee Ordinance for street repair	\$ 5,313,238	\$ 55,124,156	\$ 54,422,239	\$ -	\$ 6,015,156	47
574 Local Public Safety	Community Safety	Controller's Office	Public safety primarily police and fire services	\$ 3,410,551	\$ 54,377,418	\$ 51,118,009	\$ -	\$ 6,669,960	17
64N American Rescue Plan Act (ARPA) Business Assistance Program Fund	Economic Development	Economic and Workforce Development	For recording the operation of implementation of business assistance programs	\$ -	\$ 52,775,357	\$ 26,422,549	\$ 312,801	\$ 26,665,610	None
10A Housing and Community Investment Department General Fund Program	Housing & Homelessness	Los Angeles Housing Department	To record receipts and disbursements of City General Purpose Funds that are intended to fund various programs and activities	\$ 58,577,240	\$ 47,432,408	\$ 73,895,390	\$ -	\$ 32,114,259	None
707 Stores Revolving	Other	General Services	Operations support to departments	\$ 9,582,869	\$ 46,376,805	\$ 45,686,534	\$ (1,000)	\$ 10,272,141	None
W80 Wastewater System Revenue Bonds 2013B Debt Service	Debt Related	Sanitation	To pay interest and principal on the bonds	\$ 3,910,398	\$ 43,374,910	\$ 46,868,250	\$ -	\$ 417,058	None
10E Public Assistance Benefit Program - GBI (Guaranteed Basic Income)	Economic Development	Community Investment for Families Department	For the receipt and disbursement of General Fund appropriations	\$ -	\$ 42,655,203	\$ 17,824,717	\$ -	\$ 24,830,486	None
57W Workforce Innovation Opportunity Act	Economic Development	Economic and Workforce Development	To track receipts and disbursements related to the City's Workforce Innovation and Opportunity Act (WIOA) program	\$ 379,991	\$ 41,345,244	\$ 37,818,194	\$ (2,168,374)	\$ 1,738,667	22
561 Home Investment Partnership Program	Housing & Homelessness	Los Angeles Housing Department	To track monies arising from Housing Urban Development's HOME program for low income housing	\$ 47,337,649	\$ 37,821,806	\$ 23,580,914	\$ 74,259	\$ 61,652,799	9
60E Department of Cannabis Regulation Special Revenue	Other	Cannabis Regulation	To track receipts and disbursements related to Department of Cannabis Regulation	\$ 12,226,221	\$ 36,735,472	\$ 21,581,747	\$ -	\$ 27,379,946	29
60W Measure W - Safe, Clean Water - Municipal Program Special Fund	Sanitation & Environment	Sanitation	For the receipt and disbursement of Measure W Monies	\$ 22,766,316	\$ 36,723,814	\$ 18,363,200	\$ 903	\$ 41,127,833	55

SPECIAL PURPOSE REVENUE FUNDS (Cash Basis)

Fund Label	Function	Administering Department	Fund Purpose	Beginning Cash Balance for Fiscal Year	Revenue	Expense	Other Transactions	Ending Cash Balance as of June 30, 2022	Budget Sched. No.
40E Zoo Enterprise	Arts/Culture/Tourism	Zoo	All revenues from the operations of and appropriations to the Zoo for the management of the Zoo	\$ 6,849,748	\$ 35,851,752	\$ 35,748,609	\$ 1,286	\$ 6,954,178	44
52H Recreation and Parks- Golf	Parks	Recreation and Parks	Revenues generated through golf operations will be utilized to cover direct/indirect golf expenses	\$ 26,031,856	\$ 35,673,437	\$ 25,808,448	\$ 46,932	\$ 35,943,776	None
A79 GO Bonds Refunding Series 2021-B (Tax-Exempt), Debt Service Fund	Debt Related	Office of Finance	For payment of principal and interest on General Obligation Bonds issued by the City	\$ -	\$ 35,361,453	\$ -	\$ 9,662,030	\$ 45,023,483	None
872 Disaster Assistance Trust	Other	City Administrative Officer	For emergency disaster response and recovery costs.	\$ 21,819,909	\$ 35,329,689	\$ 29,660,663	\$ -	\$ 27,488,935	37
59T City of Los Angeles Housing Impact	Housing & Homelessness	Los Angeles Housing Department	For the receipt and use of Linkage Fee monies	\$ 41,846,997	\$ 34,192,359	\$ 2,877,106	\$ 152,077	\$ 73,314,327	None
655 Transportation Grants	Transportation	Transportation	To track grant funds from the MTA and other funding sources to implement 20 predetermined transportation projects	\$ 63,868,925	\$ 33,633,455	\$ 39,990,131	\$ (2,773,720)	\$ 54,738,529	29
511 Stormwater Pollution Abatement	Sanitation & Environment	Sanitation	For storm water treatment and abatement activities.	\$ 19,818,193	\$ 32,508,920	\$ 30,043,704	\$ (1,084,986)	\$ 21,198,423	7
63F Measure W-Safe, Clean Water- Regional Projects Special Fund	Sanitation & Environment	Sanitation	For the receipt and disbursement of Measure W Monies	\$ -	\$ 32,479,488	\$ 1,465,630	\$ -	\$ 31,013,858	None
54W Sixth Street Viaduct Improvement Project	Public Works	Engineering	Cash flow for the Sixth Street Viaduct Improvement Project	\$ 47,212,190	\$ 32,112,207	\$ 54,205,420	\$ -	\$ 25,118,977	None
10D Accessible Housing	Housing & Homelessness	Los Angeles Housing Department	To track receipts and disbursements related to the implementation of Accessible Housing Program to carry out the requirements of Settlement Agreement of US District Court Case CV12-0551.	\$ 10,679,380	\$ 30,298,253	\$ 20,377,475	\$ (576,226)	\$ 20,023,932	38
39S Area Plan for the Aging Title 7	Social Services	Aging	To provide senior and family caregiver services and programs in the City of Los Angeles	\$ 16,296,395	\$ 29,486,061	\$ 22,373,910	\$ (46,983)	\$ 23,361,564	None
46D Citywide Recycling	Sanitation & Environment	Sanitation	Pay for commercial and multi-family recycling programs designed to divert refuse from landfills.	\$ 27,243,485	\$ 29,078,345	\$ 30,512,259	\$ (370)	\$ 25,809,202	32
W73 Wastewater System Revenue Bonds 2012B Debt Service	Debt Related	Sanitation	To pay interest and principal on the bonds	\$ 2,171,624	\$ 28,446,076	\$ 24,782,188	\$ -	\$ 5,835,513	None
53P State AB1290	Economic Development	City Clerk	Track the City's share of AB190 funds, including transfer of existing funds from the Community Redevelopment Agency	\$ 99,400,557	\$ 28,283,772	\$ 17,368,233	\$ -	\$ 110,316,097	None
52D Planning Case Processing	Public Works	Planning	Funding for expenditures relating to the City's planning processes	\$ 7,072,416	\$ 25,162,574	\$ 23,633,797	\$ 293,752	\$ 8,894,944	35
551 General Fund - Various Programs	Community Safety	Economic and Workforce Development	To track funds for LA Bridges, Project Hope in Youth and other youth intervention programs	\$ 11,481,928	\$ 23,970,809	\$ 13,915,131	\$ 1,688,761	\$ 23,226,367	None
725 LA Convention Center Revenue	Arts/Culture/Tourism	Los Angeles Tourism Department	For the operations and maintenance of the Convention Center	\$ 6,843,011	\$ 23,878,897	\$ 22,157,338	\$ (1,679,523)	\$ 6,885,046	16
62K 2018 Urban Areas Security Initiative (UASI) Homeland Security Grant	Community Safety	Mayor's Office	For the receipt and disbursement of grants funds from the Governor's Office of Emergency Services	\$ 498,508	\$ 23,004,320	\$ 22,624,351	\$ (878,473)	\$ 4	None
57F Sidewalk and Curb Repair	Streets	Board of Public Works	To track revenues deposited and used for administration, inspection, design and construction associated with pedestrian facilities	\$ 1,428,989	\$ 22,971,512	\$ 17,703,112	\$ 149,517	\$ 6,846,907	51
53U Los Angeles Tourism Marketing District BID	Economic Development	City Clerk	To collect and disburse assessments for the approved programs and activities of the BID	\$ 2,359,034	\$ 22,874,626	\$ 20,644,995	\$ -	\$ 4,588,665	None
440 Rent Stabilization	Housing & Homelessness	Los Angeles Housing Department	Rent stabilization programs	\$ 27,583,699	\$ 22,562,814	\$ 16,296,247	\$ (141,638)	\$ 33,708,629	23
A75 GO Bonds Series 2018A (Taxable) Debt Service	Debt Related	Office of Finance	For payment of principal and interest on General Obligation Bonds issued by the City	\$ 21,945,899	\$ 22,486,740	\$ 22,617,027	\$ -	\$ 21,815,612	36
480 Arts and Cultural Facilities and Services	Arts/Culture/Tourism	Cultural Affairs	To provide publicly accessible works of art, arts and cultural facilities and services	\$ 9,639,015	\$ 21,994,304	\$ 16,094,798	\$ (362,627)	\$ 15,175,895	24
A72 GO Bonds Refunding Series 2016A Debt Service	Debt Related	Office of Finance	To pay principal and interest on the Bonds for the repayment of transfers from the City Reserve Fund	\$ 21,382,515	\$ 19,348,912	\$ 19,627,387	\$ 1,207,135	\$ 22,311,175	36
43K Proposition K Projects	Parks	City Administrative Officer	Eighty-two percent of Prop K assessments are to be deposited into this fund for capital costs	\$ 126,266,400	\$ 18,654,708	\$ 10,967,012	\$ (22,736,505)	\$ 111,217,592	None
429 Greater Los Angeles Visitors	Arts/Culture/Tourism	City Administrative Officer	Fund used to budget and pay for annual Los Angeles Tourism and Convention Board services	\$ 2,178,745	\$ 18,395,711	\$ 14,034,483	\$ -	\$ 6,539,973	1
301 Municipal Sports Account	Arts/Culture/Tourism	Recreation and Parks	Support adult sports, including establishing tournaments, and funding other sporting supplies	\$ 28,744,600	\$ 17,864,271	\$ 11,003,862	\$ (100,676)	\$ 35,504,333	None
A78 GO Bonds Series 2021A (Taxable) Debt Service	Debt Related	Office of Finance	For payment of principal and interest on General Obligation Bonds issued by the City	\$ -	\$ 17,671,350	\$ -	\$ -	\$ 17,671,350	None
569 Housing Opportunities for Persons with AIDS	Housing & Homelessness	Los Angeles Housing Department	To develop housing projects and other services for persons with AIDS	\$ 193,612	\$ 17,538,167	\$ 17,549,366	\$ (2,090)	\$ 180,323	41
63G 2019 Urban Areas Security Initiative (UASI) Homeland Security Grant	Community Safety	Mayor's Office	Record the receipt & disbursement for Fiscal Year 2019 Urban Area Security Initiative Homeland Security Grant.	\$ 62,825	\$ 16,987,079	\$ 17,335,925	\$ 855,355	\$ 569,334	None
205 Recreation and Parks Grant	Parks	Recreation and Parks	Track various grant receivables for the Department of Recreation and Parks	\$ 66,148,637	\$ 14,810,144	\$ 15,755,437	\$ (3,024,824)	\$ 62,178,520	None
W75 Wastewater System Revenue Bonds 2012C Debt Service	Debt Related	Sanitation	To pay interest and principal on the bonds	\$ 1,322,746	\$ 13,846,426	\$ 15,158,708	\$ -	\$ 10,464	None
W87 Wastewater System Revenue Bonds Refunding Series 2017B Debt Service	Debt Related	Sanitation	To pay interest and principal on the bonds	\$ 1,149,802	\$ 13,001,001	\$ 13,776,438	\$ -	\$ 374,366	None
W85 Wastewater System Revenue Bonds Refunding Series 2015A Debt Service	Debt Related	Sanitation	To pay interest and principal on the bonds	\$ 1,177,428	\$ 12,994,194	\$ 14,127,500	\$ -	\$ 44,121	None
55J Low and Moderate Income Housing	Housing & Homelessness	Los Angeles Housing Department	Record funds for transition of housing assets of Los Angeles Community Redevelopment Agency (CRA/LA) to the Housing Department	\$ 59,400,672	\$ 12,571,056	\$ 7,091,108	\$ 203,539	\$ 65,084,158	29
W89 Wastewater System Subordinate Revenue Bonds 2018A Debt Service	Debt Related	Sanitation	To pay interest and principal on the bonds	\$ 1,017,280	\$ 12,188,860	\$ 12,186,750	\$ -	\$ 1,019,390	None
W78 Wastewater System Revenue Bonds Refunding Series 2013A Debt Service	Debt Related	Sanitation	To pay interest and principal on the bonds	\$ 1,015,554	\$ 12,106,532	\$ 12,109,500	\$ -	\$ 1,012,586	None
64T Los Angeles Reforms for Equity and Public Acknowledgment of Institutional Racism (L.A. REPAIR) Innovation Fund	Social Services	Civil Human Rights and Equity Department	For the receipt and disbursement of the funding	\$ -	\$ 12,017,744	\$ 101,000	\$ -	\$ 11,916,744	None
815 Municipal Housing Finance	Housing & Homelessness	Los Angeles Housing Department	For the administration of the Housing Bond Financing Program	\$ 22,134,269	\$ 11,488,420	\$ 6,609,473	\$ (2,143,962)	\$ 24,869,253	48
W86 Wastewater System Revenue Bonds 2017A Debt Service	Debt Related	Sanitation	To pay interest and principal on the bonds	\$ 920,767	\$ 11,034,329	\$ 11,032,563	\$ -	\$ 922,533	None

SPECIAL PURPOSE REVENUE FUNDS (Cash Basis)

Fund Label	Function	Administering Department	Fund Purpose	Beginning Cash Balance for Fiscal Year	Revenue	Expense	Other Transactions	Ending Cash Balance as of June 30, 2022	Budget Sched. No.
428 Community Services Block Grant	Economic Development	Los Angeles Housing Department	Tracks funds from the Community Services Block Grant for anti-poverty services and programs	\$ 3,064,732	\$ 10,891,974	\$ 12,892,590	\$ 100,918	\$ 1,165,034	13
840 Department of Transportation Trust	Transportation	Transportation	To receive deposits from persons desiring supplemental traffic control services from the Department of Transportation (DOT)	\$ 13,304,000	\$ 10,716,544	\$ 2,679,523	\$ 10,422	\$ 21,351,442	None
368 City Attorney Grants	Other	City Attorney	Tracks grant funds from various sources to support the activities and programs of the City Attorney	\$ 2,554,351	\$ 10,063,713	\$ 9,952,936	\$ 635,276	\$ 3,300,403	None
65Q Digital Inclusion Fund	Public Works	Street Lighting	For the receipt and disbursement of funds from the source	\$ -	\$ 10,000,000	\$ -	\$ -	\$ 10,000,000	None
667 Supplemental Law Enforcement Services	Community Safety	Mayor's Office	To track County grant funds for police services including anti-gang and community crime prevention	\$ 17,627,475	\$ 9,947,676	\$ 11,060,315	\$ 2,401,441	\$ 18,916,278	46
52F Planning Long Range Planning	Other	Planning	Funding for general plan maintenance related functions	\$ 8,714,758	\$ 9,787,588	\$ 13,566,735	\$ 173	\$ 4,935,784	29
588 City Planning Systems Development	Public Works	Planning	To implement and finance automated systems technologies to support Planning Department functions	\$ 10,592,718	\$ 9,667,435	\$ 9,979,720	\$ 148	\$ 10,280,581	57
339 Police Department Grant	Community Safety	Police	For the receipt and expenditure of Grants-in-Aid to the Police Department from the Federal Government.	\$ 2,423,628	\$ 9,358,090	\$ 11,820,403	\$ 3,034,865	\$ 2,996,180	None
W81 Wastewater System Revenue Bonds 2015A Debt Service	Debt Related	Sanitation	To pay interest and principal on the bonds	\$ 748,604	\$ 8,971,080	\$ 8,969,650	\$ -	\$ 750,034	None
A74 GO Bonds Refunding Series 2017B (Tax-Exempt) Debt Service	Debt Related	Office of Finance	For payment of principal and interest on General Obligation Bonds issued by the City	\$ 9,115,066	\$ 8,393,747	\$ 8,461,375	\$ -	\$ 9,047,438	36
908 Staples Center Trust	Arts/Culture/Tourism	City Administrative Officer	Tracks funds from Staples Center ticket fees	\$ 2,166,196	\$ 8,036,736	\$ 3,452,547	\$ -	\$ 6,750,386	31
57T Greek Theatre	Arts/Culture/Tourism	Recreation and Parks	Track receipts and disbursement relative to the Greek Theatre operations	\$ 5,059,669	\$ 7,896,471	\$ 4,885,704	\$ 11,401	\$ 8,081,837	None
50D Multi-Family Bulky Item Program	Sanitation & Environment	Sanitation	Support activities associated with the Multi-Family Bulky Item Collection Program	\$ 6,580,564	\$ 7,806,227	\$ 7,876,077	\$ -	\$ 6,510,714	50
58V Development Services Trust	Public Works	Building and Safety	The temporarily increase of One-Stop Permit Center surcharge fee to pay for the development and implementation of a Citywide development services system known as BuildLA	\$ 45,439,620	\$ 7,744,284	\$ 5,220,351	\$ (12,784)	\$ 47,950,768	29
63K Youth Sport Partnership Fund	Social Services	City Administrative Officer	Record the receipts, retention, and disbursements of funds in support of youth sports	\$ 2,487,678	\$ 7,696,077	\$ -	\$ -	\$ 10,183,754	None
40Q Downtown Center BID	Economic Development	City Clerk	To collect and disburse assessments for the approved programs and activities of the BID	\$ 77,866	\$ 7,622,545	\$ 6,854,557	\$ -	\$ 845,855	None
W79 Wastewater System Revenue Bonds 2013A Debt Service	Debt Related	Sanitation	To pay interest and principal on the bonds	\$ 625,864	\$ 7,500,196	\$ 7,499,000	\$ -	\$ 627,060	None
45J Hollywood Entertainment BID	Economic Development	City Clerk	To collect and disburse assessments for the approved programs and activities of the BID	\$ 223,233	\$ 7,462,591	\$ 6,765,909	\$ -	\$ 919,915	None
W71 Wastewater System Revenue Bonds 2012A Debt Service	Debt Related	Sanitation	To pay interest and principal on the bonds	\$ 635,837	\$ 7,457,598	\$ 7,606,950	\$ -	\$ 486,484	None
44G City of Los Angeles Affordable Housing	Housing & Homelessness	Los Angeles Housing Department	For development and preservation of affordable housing	\$ 39,980,509	\$ 7,196,204	\$ 1,703,481	\$ (1,969)	\$ 45,471,263	6
567 Household Hazardous Waste	Sanitation & Environment	Sanitation	To support the City's household hazardous waste program activities.	\$ 3,983,879	\$ 7,191,457	\$ 4,399,262	\$ (1,287)	\$ 6,774,787	39
W90 Wastewater System Subordinate Revenue Bonds 2018B Debt Service Refunding	Debt Related	Sanitation	To pay interest and principal on the bonds	\$ 580,324	\$ 6,954,513	\$ 6,953,400	\$ -	\$ 581,437	None
46K Community Facilities District 4 Playa Vista	Debt Related	City Administrative Officer	For receiving the special tax levied on non-exempt real property in Community Facilities District 4	\$ 7,009,280	\$ 6,899,253	\$ 6,896,887	\$ -	\$ 7,011,646	None
A73 GO Bonds Series 2017A (Taxable) Debt Service	Debt Related	Office of Finance	For payment of principal and interest on General Obligation Bonds issued by the City	\$ 6,459,880	\$ 6,510,153	\$ 6,502,208	\$ -	\$ 6,467,825	36
43L Proposition K Maintenance	Parks	City Administrative Officer	Fifteen percent of Prop K assessments are to be deposited into this fund for maintenance expenses	\$ 10,824	\$ 6,372,261	\$ 13,656,836	\$ 20,667,465	\$ 13,393,714	None
647 Downtown Property Owners Management District	Economic Development	City Clerk	To collect and disburse assessments for the approved programs and activities of the BID	\$ 640,361	\$ 6,170,167	\$ 4,479,622	\$ 1,971	\$ 2,332,877	None
56E Temporary Assistance for Needy Families	Social Services	Economic and Workforce Development	To track receipts and disbursements related to the implementation of a youth work experience program, including opportunities to gain work experience and participate in personal development workshops	\$ 1,363,350	\$ 6,109,083	\$ 5,040,952	\$ 691,861	\$ 3,123,342	29
34Z Telecommunications Liquidated Damages and Lost Franchise Fees	Other	Information Technology Agency	For public, educational and government access programming and other telecommunications in the City	\$ 35,875,007	\$ 6,094,269	\$ 8,045,893	\$ -	\$ 33,923,383	20
W96 Wastewater System Subordinate Revenue Bonds Debt Service Fund Refunding Series 2022C	Debt Related	Board of Public Works	To pay interest and principal on the bonds	\$ -	\$ 6,068,555	\$ 3,171,417	\$ 4,771	\$ 2,901,909	None
W59 Wastewater System Revenue Bonds 2010A Debt Service	Debt Related	Sanitation	To pay interest and principal on the bonds	\$ 5,020,326	\$ 5,963,243	\$ 10,136,005	\$ -	\$ 847,564	None
55E Integrated Solid Waste Management	Sanitation & Environment	Sanitation	To support the conservation of resources and encourage reducing, reusing, and recycling products.	\$ 33,170,644	\$ 5,899,227	\$ 1,077,750	\$ -	\$ 37,992,121	29
834 Public Works Trust	Public Works	Board of Public Works	To record required deposits from permittees in the form of cash, surety bond, etc.	\$ 110,320,123	\$ 5,861,309	\$ 6,268,808	\$ 10,063,544	\$ 119,976,168	None
49N Housing and Community Investment Department Small Grants and Awards	Housing & Homelessness	Los Angeles Housing Department	For development and expansion of innovative public sector initiatives to preserve affordable rentals	\$ 15,703,514	\$ 5,754,980	\$ 16,431,662	\$ (1,241,880)	\$ 3,784,952	29
63W FY2020 Coronavirus Emergency Supplemental	Community Safety	Mayor's Office	For the receipt and disbursement of the grant from the United States Department of Justice, Bureau of Justice Administration	\$ -	\$ 5,698,539	\$ 4,737,948	\$ (93,027)	\$ 867,564	None
46S Insurance Premiums	Other	City Administrative Officer	To fund insurance premiums for all insurance coverage purchased by the City	\$ 2,181,627	\$ 5,499,466	\$ 5,753,394	\$ (361,488)	\$ 1,566,211	Yes
47R Central Los Angeles Recycling and Transfer Station	Sanitation & Environment	Sanitation	To pay for waste transport services contracts and landfill disposal fees	\$ 10,819,605	\$ 5,426,543	\$ 6,663,701	\$ -	\$ 9,582,447	45

SPECIAL PURPOSE REVENUE FUNDS (Cash Basis)

Fund Label	Function	Administering Department	Fund Purpose	Beginning Cash Balance for Fiscal Year	Revenue	Expense	Other Transactions	Ending Cash Balance as of June 30, 2022	Budget Sched. No.
49C Permit Parking Program Revenue	Transportation	Transportation	Implementation, maintenance and enforcement of Vehicle Permitting Programs	\$ 20,991,662	\$ 5,259,735	\$ 5,877,825	\$ 54,246	\$ 20,427,818	29
528 Mobile Source Air Pollution Reduction	Sanitation & Environment	Transportation	For Air Pollution Reduction Projects	\$ 4,478,522	\$ 5,220,635	\$ 4,825,480	\$ -	\$ 4,873,676	10
W83 Wastewater System Revenue Bonds 2015C Refunding	Debt Related	Sanitation	To pay interest and principal on the bonds	\$ 420,783	\$ 5,042,554	\$ 5,041,750	\$ -	\$ 421,587	None
W63 Wastewater System Revenue Bonds 2010A Debt Service	Debt Related	Sanitation	To pay interest and principal on the bonds	\$ 555,213	\$ 4,993,313	\$ 5,544,792	\$ (3,734)	\$ -	None
737 El Pueblo de Los Angeles Historical Monument	Arts/Culture/Tourism	El Pueblo	For the operation and maintenance of the El Pueblo de Los Angeles Historical Monument	\$ 2,707,667	\$ 4,925,256	\$ 3,935,392	\$ (652,089)	\$ 3,045,442	43
W88 Wastewater System Revenue Bonds Refunding Series 2017C Debt Service	Debt Related	Sanitation	To pay interest and principal on the bonds	\$ 386,008	\$ 4,897,881	\$ 4,611,301	\$ -	\$ 672,589	None
W84 Wastewater System Revenue Bonds 2015D Refunding	Debt Related	Sanitation	To pay interest and principal on the bonds	\$ 339,496	\$ 4,723,485	\$ 4,014,000	\$ -	\$ 1,048,980	None
659 Business Improvement District Trust	Economic Development	City Clerk	To provide financial assistance to business groups to help establish a Business Improvement District	\$ 1,035,065	\$ 4,407,122	\$ 4,218,868	\$ 7,118	\$ 1,230,437	29
10C LA Regional Initiative for Social Enterprise - City General Fund Homeless Program	Housing & Homelessness	Economic and Workforce Development	To track receipts and disbursements related to the Los Angeles Regional Initiative for Social Enterprise funded by the General City Purpose Fund	\$ 5,187,501	\$ 4,402,788	\$ 4,243,541	\$ -	\$ 5,346,748	None
699 Sunshine Canyon Community Amenities	Sanitation & Environment	City Clerk	To finance community amenities within the vicinity of the Sunshine Canyon landfill.	\$ 11,329,324	\$ 4,363,722	\$ 1,855,023	\$ -	\$ 13,838,023	None
58Q Pershing Square Park and Garage	Parks	Recreation and Parks	Track receipts and disbursement relative to Pershing Square Park and Garage operations	\$ 18,919,874	\$ 4,362,507	\$ 3,899,128	\$ 18,444	\$ 19,401,697	None
64E 2020 Urban Areas Security Initiative (UASI) Homeland Security Grant	Community Safety	Mayor's Office	Record the receipt & disbursement for Fiscal Year 2020 Urban Area Security Initiative Homeland Security Grant.	\$ -	\$ 4,350,419	\$ 2,976,574	\$ (232,871)	\$ 1,140,974	None
W56 Wastewater System Revenue Bonds Debt Service Reserve	Debt Related	Sanitation	To combine all debt service reserve funds into one debt service reserve fund	\$ 100,546,571	\$ 4,350,390	\$ 2,587,179	\$ -	\$ 102,309,783	None
46T Attorney Conflict Panel	Other	City Administrative Officer	To pay for private legal counsel to represent the City as needed	\$ 5,808,903	\$ 4,350,000	\$ 4,253,733	\$ -	\$ 5,905,170	Yes
59F MediCal Intergovernmental Transfer Program	Community Safety	Fire	Provides emergency medical and ambulance transport and health care services	\$ 37,454	\$ 4,321,428	\$ 1,615,829	\$ -	\$ 2,743,052	29
842 Animal Sterilization	Social Services	Animal Services	To provide assistance for pet sterilization for citizens who meet established eligibility requirements	\$ 391,493	\$ 4,114,960	\$ 2,654,835	\$ (8,540)	\$ 1,843,077	29
65P CIFD General Fund Programs Fund	Housing & Homelessness	Community Investment for Families Department	to record the receipts and disbursements of General Fund appropriations	\$ -	\$ 4,101,187	\$ 36,165	\$ -	\$ 4,065,021	None
534 City Ethics Commission	Other	Ethics	To finance the operations of the City Ethics Commission	\$ 266,331	\$ 4,080,284	\$ 3,962,355	\$ -	\$ 384,260	30
550 City Attorney Consumer Protection Proceeds	Community Safety	City Attorney	To track grant funds for witness expenses and other expenses in consumer protection cases	\$ 16,835,116	\$ 4,056,464	\$ 9,445,996	\$ 61,202	\$ 11,506,786	29
62N Short-Term Rental Enforcement Trust Fund	Housing & Homelessness	Planning	For the receipt, retention, and disbursement of monies collected by the City, including per-night fees and fees for a Home-Sharing Application or Renewal	\$ 1,052,483	\$ 3,963,016	\$ 3,037,261	\$ -	\$ 1,978,237	29
706 Printing Revolving	Other	General Services	For printing services for Departments and City officials	\$ 1,954,991	\$ 3,887,414	\$ 3,838,974	\$ (358)	\$ 2,003,073	None
62R 2019-2022 Caltrans New Roads to Second Chances	Social Services	Mayor's Office	For the receipt and disbursement of grants funds	\$ 349,983	\$ 3,861,744	\$ 3,582,410	\$ (43,547)	\$ 585,770	None
209 Recreation and Parks Sites and Facilities	Parks	Recreation and Parks	Acquisition and development of park and recreational sites and facilities	\$ 17,488,358	\$ 3,829,718	\$ 5,217,598	\$ 1,827,437	\$ 17,927,915	15
875 Matching Campaign Trust	Other	Ethics	To partially finance campaigns for elective City offices.	\$ 23,821,218	\$ 3,728,444	\$ 8,845,278	\$ -	\$ 18,704,384	None
599 Senior Cityride Program	Social Services	Aging	To track local grant funds for Cityride programs for seniors	\$ 635,681	\$ 3,410,581	\$ 3,326,052	\$ -	\$ 720,210	None
59B Neighborhood Council	Other	City Clerk	For Neighborhood Councils operations	\$ 1,136,186	\$ 3,259,049	\$ 3,074,498	\$ 226,815	\$ 1,547,552	None
41T LA Downtown Industrial BID	Economic Development	City Clerk	To collect and disburse assessments for the approved programs and activities of the BID	\$ 894	\$ 3,195,943	\$ 1,552,071	\$ -	\$ 1,644,766	None
335 Fire Department Grant	Community Safety	Fire	Fire Department will incur expenses and make payments from this fund	\$ 5,703,798	\$ 3,103,070	\$ 4,877,079	\$ 235,604	\$ 4,165,393	29
63T Measure A Projects and Programs	Parks	Recreation and Parks	For the receipt and disbursement of the funds received from the Los Angeles County Regional Park and Open Space District	\$ -	\$ 3,094,119	\$ 2,281,473	\$ -	\$ 812,646	None
904 Council District 13 Public Benefits	Other	City Clerk	Tracks gifts and contributions made to assist in police and community activities within Council District 13	\$ 3,069,593	\$ 3,040,145	\$ -	\$ -	\$ 6,109,738	None
10B Gang Injunction Curfew Settlement	Community Safety	Economic and Workforce Development	To track receipts and disbursements related to the Gang Injunction Curfew Settlement Agreement funded by the City General Fund	\$ 5,055,071	\$ 2,910,414	\$ 2,954,462	\$ -	\$ 5,011,022	None
44B Department of Neighborhood Empowerment	Economic Development	Neighborhood Empowerment	For the deposit and disbursement of funds for department's operations & for neighborhood councils	\$ 458,769	\$ 2,897,827	\$ 2,717,981	\$ (84,885)	\$ 553,730	18
48A South Park BID	Economic Development	City Clerk	To collect and disburse assessments for the approved programs and activities of the BID	\$ 411,913	\$ 2,839,583	\$ 1,988,437	\$ -	\$ 1,263,058	None
207 Local Transportation	Transportation	Transportation	Receive apportionments from the Transportation Development Act Article 3 funds for bicycle and pedestrian facilities	\$ 1,632,566	\$ 2,820,433	\$ 1,419,277	\$ -	\$ 3,033,723	34
44K Chinatown BID	Economic Development	City Clerk	To collect and disburse assessments for the approved programs and activities of the BID	\$ 408,464	\$ 2,671,017	\$ 2,723,563	\$ (1,088)	\$ 354,830	None
843 General Services Department Trust	Other	General Services	Tracks funds received from or paid to entities besides the City for the General Services Department	\$ 3,298,504	\$ 2,557,025	\$ 2,574,327	\$ 492,929	\$ 3,774,131	29
41U Historic Core BID	Economic Development	City Clerk	To collect and disburse assessments for the approved programs and activities of the BID	\$ 447,793	\$ 2,542,506	\$ 1,809,984	\$ -	\$ 1,180,316	None
55X 2012-13 Securing the Cities Grant	Community Safety	Mayor's Office	To record receipts and disbursements of grant funds from the U.S. Department of Homeland Security	\$ 3,223	\$ 2,420,053	\$ 2,133,499	\$ (36,732)	\$ 253,046	None
516 Arts Development Fee	Arts/Culture/Tourism	Cultural Affairs	Provide cultural/artistic facilities, services and amenities available to development projects and employees.	\$ 21,861,212	\$ 2,418,980	\$ 1,096,488	\$ -	\$ 23,183,704	25
W61 Wastewater System Revenue Bonds 2010B Debt Service	Debt Related	Sanitation	To pay interest and principal on the bonds	\$ 3,316,460	\$ 2,327,514	\$ 5,208,448	\$ -	\$ 435,526	None

SPECIAL PURPOSE REVENUE FUNDS (Cash Basis)

Fund Label	Function	Administering Department	Fund Purpose	Beginning Cash Balance for Fiscal Year	Revenue	Expense	Other Transactions	Ending Cash Balance as of June 30, 2022	Budget Sched. No.
555 Crenshaw/Mid-City Corridors Proposition 1C	Housing & Homelessness	Economic and Workforce Development	Tracks Prop 1C grant funds for affordable housing in the Crenshaw/Mid-City Corridors	\$ 70,113	\$ 2,305,842	\$ 253,308	\$ -	\$ 2,122,647	None
552 Transfer of Floor Area Ratio Public Benefit	Economic Development	City Clerk	To track public benefit payments in possession of or received by LA's Community Redevelopment Agency	\$ 11,375,725	\$ 2,133,095	\$ 2,026,554	\$ (2,141,301)	\$ 9,340,965	None
410 Other Programs for the Aging	Social Services	Aging	To fund the Senior Community Employment Training Program (Also known as Title V)	\$ 586,054	\$ 2,115,659	\$ 1,962,309	\$ 2,195	\$ 741,600	None
44F California State Asset Forfeiture	Community Safety	Police	Public Safety	\$ 3,441,454	\$ 2,094,276	\$ 73,130	\$ -	\$ 5,462,600	3
W82 Wastewater System Revenue Bonds 2015B Refunding	Debt Related	Sanitation	To pay interest and principal on the bonds	\$ 171,823	\$ 2,059,078	\$ 2,058,750	\$ -	\$ 172,151	None
43D Street Furniture Revenue	Streets	Street Services	To provide transit shelters, automatic self-cleaning toilets, newsstands and public amenity kiosks	\$ 11,347,023	\$ 2,045,881	\$ 1,882,784	\$ -	\$ 11,510,121	None
17C GO Bonds Series 2018A (Taxable) Proposition HHH Construction	Housing & Homelessness	City Administrative Officer	Sale of bonds for Proposition HHH Projects	\$ 107,731,486	\$ 1,968,272	\$ 96,596,749	\$ (157,089)	\$ 12,945,921	None
681 West Los Angeles Transportation Improvement and Mitigation	Transportation	Transportation	For transportation infrastructure investment and mitigation projects in the Westwood/West LA area	\$ 7,515,597	\$ 1,959,845	\$ 915,500	\$ -	\$ 8,559,942	29
58T Venice Beach BID	Economic Development	City Clerk	To collect and disburse assessments for the approved programs and activities of the BID	\$ 1,143,593	\$ 1,952,029	\$ 1,401,630	\$ -	\$ 1,693,992	None
46Y City Planning Grants	Public Works	Planning	For development of an infill housing methodology and various land use planning activities	\$ 466,991	\$ 1,909,446	\$ 1,854,095	\$ -	\$ 522,342	None
65G CIFD Miscellaneous Grants And Awards Fund	Social Services	Community Investment for Families Department	to record the receipts and disbursements of small grants and awards from various sources	\$ -	\$ 1,902,645	\$ 2,414,634	\$ 1,442,377	\$ 930,388	None
57H Legal Fees Reimbursement	Other	City Attorney	For the receipts, retention and disbursement of funds in fulfillment of the obligation to defend and indemnify the City	\$ 1,567,715	\$ 1,870,344	\$ 1,542,539	\$ -	\$ 1,895,521	None
W65 Wastewater System Revenue Bonds 2012A Debt Service	Debt Related	Sanitation	To pay interest and principal on the bonds	\$ 207,189	\$ 1,862,204	\$ 2,068,750	\$ (643)	\$ -	None
568 Bureau of Engineering Equipment and Training	Public Works	Engineering	For the purchase of equipment and training for the Development Services Program in Bureau Of Engineering	\$ 14,950,818	\$ 1,851,502	\$ 2,032,823	\$ -	\$ 14,769,497	None
56V Foreclosure Registry Program	Housing & Homelessness	Los Angeles Housing Department	For the receipt, retention and disbursement of funds related to the Foreclosure Registry Program	\$ 7,279,920	\$ 1,832,097	\$ 1,920,008	\$ 56,086	\$ 7,248,095	29
A76 GO Bonds Refunding Series 2018B (Tax-Exempt) Debt Service	Debt Related	Office of Finance	For payment of principal and interest on General Obligation Bonds issued by the City	\$ 1,136,047	\$ 1,753,970	\$ 1,733,250	\$ -	\$ 1,156,766	36
63E Victory Los Angeles Revolving Trust	Other	General Services	For the receipt and disbursement of monies from the sources	\$ 2,955,455	\$ 1,743,714	\$ 4,452,172	\$ 2,478,000	\$ 2,724,997	None
64C Bureau of Street Services Transaction	Streets	Street Services	For the receipt and disbursement of monies collected from the PW - Bureau of Street Services	\$ 1,657,153	\$ 1,733,485	\$ 1,711,266	\$ 2,495,817	\$ 4,175,188	None
63L 2019 Proposition 47 Cohort 2 BSCC Grant	Community Safety	Mayor's Office	For the receipt and disbursement of grants funds	\$ -	\$ 1,696,547	\$ 1,721,511	\$ 74,293	\$ 49,328	None
525 City Employees Ridesharing	Transportation	Personnel	For ridesharing that reduces City employee private vehicle usage in commuting to and from work	\$ 4,285,031	\$ 1,625,453	\$ 1,210,172	\$ (304)	\$ 4,700,009	28
59N LA County LA RISE Measure H	Economic Development	Economic and Workforce Development	To track receipts and disbursements related to the L.A. County Los Angeles Regional Initiative for Social Enterprise (LA RISE) Measure H program	\$ 509,087	\$ 1,618,740	\$ 1,565,610	\$ 136,183	\$ 698,399	None
392 Emergency Operations	Community Safety	Emergency Management	To fund programs as approved by the Chairman of the Emergency Operations Board	\$ 2,976,986	\$ 1,552,648	\$ 987,439	\$ (1,971,944)	\$ 1,570,251	29
405 Figueroa Corridor BID	Economic Development	City Clerk	To collect and disburse assessments for the approved programs and activities of the BID	\$ 21,972	\$ 1,526,220	\$ 1,301,723	\$ -	\$ 246,469	None
40J Fire Department Special Training	Community Safety	Fire	Retention and disbursement of monies from rentals, grants and other special fees collected	\$ 1,803,337	\$ 1,500,000	\$ 2,482,116	\$ 29,051	\$ 850,273	None
56B Arts District BID	Economic Development	City Clerk	To collect and disburse assessments for the approved programs and activities of the BID	\$ 47,429	\$ 1,457,469	\$ 1,161,783	\$ -	\$ 343,115	None
53S Westwood BID	Economic Development	City Clerk	To collect and disburse assessments for the approved programs and activities of the BID	\$ 1,619	\$ 1,433,991	\$ 1,275,608	\$ -	\$ 160,002	None
683 Council District 1 Real Property	Public Works	City Clerk	Holds money from property sales within the Council District for services, property purchases, and other projects	\$ 294,815	\$ 1,372,501	\$ -	\$ -	\$ 1,667,316	None
62P Prison to Employment (P2E) Program	Social Services	Economic and Workforce Development	For tracking all financial transactions related to the operation of the Prison to Employment (P2E) Program.	\$ 75,021	\$ 1,363,073	\$ 624,283	\$ 59,987	\$ 873,798	None
44D US Department of Justice Asset Forfeiture	Community Safety	Police	Public Safety	\$ 8,186,247	\$ 1,342,536	\$ 1,121,182	\$ (536)	\$ 8,407,065	3
59S 2018 Proposition 47 Board of State Community Corrections Grant	Social Services	Mayor's Office	Track grant funds for California Board of State Community Corrections Proposition 47 Grant program	\$ 9,268	\$ 1,317,922	\$ 869,449	\$ (457,739)	\$ 2	None
306 Traffic Safety	Transportation	Street Services	To fund traffic safety and street capital improvement projects	\$ -	\$ 1,310,265	\$ 950,000	\$ -	\$ 360,265	4
50L Historic Waterfront San Pedro BID	Economic Development	City Clerk	To collect and disburse assessments for the approved programs and activities of the BID	\$ 889,683	\$ 1,268,975	\$ 1,460,250	\$ -	\$ 698,408	None
523 Ventura/Cahuenga Boulevard Corridor Plan	Transportation	Transportation	For the mitigation of transportation impacts in the Ventura Cahuenga Boulevard Corridor Plan	\$ 8,965,999	\$ 1,257,112	\$ 262,975	\$ 2,400	\$ 9,962,537	29
105 Innovation	Other	City Administrative Officer	Funds loans for projects to improve the quality, efficiency & effectiveness of City services; accounts for gifts	\$ 2,267,339	\$ 1,220,229	\$ 792,925	\$ -	\$ 2,694,644	29
50Q Century City BID	Economic Development	City Clerk	To collect and disburse assessments for the approved programs and activities of the BID	\$ 431	\$ 1,191,302	\$ 1,033,506	\$ -	\$ 158,227	None
55R Code Compliance	Other	Office of Finance	Tracks funds for the pilot Administrative Citation Enforcement program	\$ 390,442	\$ 1,190,930	\$ 1,414,786	\$ -	\$ 166,586	53

SPECIAL PURPOSE REVENUE FUNDS (Cash Basis)

Fund Label	Function	Administering Department	Fund Purpose	Beginning Cash Balance for Fiscal Year	Revenue	Expense	Other Transactions	Ending Cash Balance as of June 30, 2022	Budget Sched. No.
346 Repair and Demolition	Public Works	Building and Safety	To repair or demolish nuisance, blighted or substandard buildings or structures	\$ 1,002,854	\$ 1,182,844	\$ 703,498	\$ 493,944	\$ 1,976,144	29
42X Hollywood Media BID	Economic Development	City Clerk	To collect and disburse assessments for the approved programs and activities of the BID	\$ 22,708	\$ 1,167,011	\$ 1,098,749	\$ -	\$ 90,971	None
62H LA County Systems Involved Youth	Economic Development	Economic and Workforce Development	Track receipts and disbursements related to LA County Systems Involved Youth	\$ 276,258	\$ 1,165,003	\$ 843,669	\$ 93,555	\$ 691,147	None
44R Targeted Destination Ambulance Services	Community Safety	Fire	Enhancing paramedic services in the community	\$ 4,844,540	\$ 1,146,746	\$ 623,351	\$ -	\$ 5,367,935	None
848 Fire Department Trust	Community Safety	Fire	To augment established programs and activities of the Fire Department	\$ 1,476,424	\$ 1,133,454	\$ 480	\$ -	\$ 2,609,398	29
447 Coastal Transportation Corridor	Transportation	Transportation	Coastal Transportation Services	\$ 16,059,485	\$ 1,131,586	\$ 2,055,458	\$ -	\$ 15,135,613	29
58G Hollywood Redevelopment Project Area	Economic Development	Economic and Workforce Development	For the receipt, retention, administration and disbursement of Community Improvement Fees	\$ 8,054,677	\$ 1,090,710	\$ 7,349,413	\$ -	\$ 1,795,974	None
16V GO Bonds Series 2011A Clean Water Projects Construction	Sanitation & Environment	Engineering	Sale of bonds for the purposes of implementing clean water, ocean, river, beach, bay, storm water clean-up projects	\$ 36,493,001	\$ 1,035,892	\$ 1,681,450	\$ -	\$ 35,847,443	None
57J Metropolis Hotel Project Trust	Economic Development	City Administrative Officer	For the receipt, retention and disbursement of all monies apportioned by the City as hotel development incentive payments for the development of Metropolis Hotel Project	\$ 2,943,356	\$ 1,025,319	\$ 2,752,031	\$ -	\$ 1,216,645	None
670 Police Department Revolving Training	Community Safety	Police	To cover expenses associated with officer training, including travel, rentals, and equipment	\$ 4,511,632	\$ 941,010	\$ 754,129	\$ -	\$ 4,698,513	None
42J Senior Human Services Program	Social Services	Aging	To fund the senior services program	\$ 1,873,664	\$ 920,851	\$ 1,260,419	\$ (340)	\$ 1,533,757	None
40R Century Corridor BID	Economic Development	City Clerk	To collect and disburse assessments for the approved programs and activities of the BID	\$ 6,281	\$ 892,895	\$ 776,842	\$ -	\$ 122,334	None
419 Library Service	Arts/Culture/Tourism	Library	Depository of all federal and state grants issued by the State Library of California	\$ 255,670	\$ 880,111	\$ 282,755	\$ 13,446	\$ 866,472	None
59D Wilshire Grand Hotel Project	Economic Development	City Administrative Officer	For the receipt, retention and disbursement of all monies apportioned by the Mayor and City Council as hotel development incentive payments for the development of the Wilshire Grand Hotel Project.	\$ 8,971,481	\$ 878,680	\$ 6,101,392	\$ -	\$ 3,748,768	None
57Q Bridge Improvement Program Cash Flow	Public Works	Board of Public Works	To track cash flow on a revolving basis from both the State and Federal as reimbursement for the Bridge Improvement Program	\$ 4,447,189	\$ 858,925	\$ 5,043,536	\$ -	\$ 262,578	None
49H South Los Angeles Industrial Tract BID	Economic Development	City Clerk	To collect and disburse assessments for the approved programs and activities of the BID	\$ 741,370	\$ 837,686	\$ 1,031,248	\$ -	\$ 547,808	None
60H 2016 Complex Coordinated Terrorist Attacks Grant	Community Safety	Mayor's Office	For the receipt and disbursement of grants funds from the U.S. Department of Homeland Security Federal Emergency management Agency	\$ 1,074	\$ 818,024	\$ 679,674	\$ (42,647)	\$ 96,776	None
47Y Health Insurance Counseling and Advocacy Program	Social Services	Aging	To fund delivery of the Health Insurance Counseling and Advocacy Program on an annual basis.	\$ 193,529	\$ 804,231	\$ 746,136	\$ 3,004	\$ 254,628	None
52J ARRA Neighborhood Stabilization Program II	Housing & Homelessness	Los Angeles Housing Department	For the Neighborhood Stabilization Program II (NSP II)	\$ 1,846,877	\$ 799,124	\$ 100,891	\$ -	\$ 2,545,109	29
43M Proposition K Administration	Parks	City Administrative Officer	Three percent of Prop K assessments are to be deposited into this fund for administrative costs	\$ 5,739,623	\$ 793,449	\$ 462,101	\$ -	\$ 6,070,970	None
47S Central Los Angeles Recycling and Transfer Station Community Amenities	Sanitation & Environment	City Clerk	Financing community amenities within the City of L.A. Council District 14	\$ 1,671,038	\$ 771,256	\$ 460,457	\$ -	\$ 1,981,836	None
896 Deferred Compensation Plan Trust	Other	Personnel	To provide funding for the administration of the deferred Compensation Plan	\$ 100,630	\$ 768,855	\$ 775,469	\$ -	\$ 94,017	29
859 Animal Welfare	Social Services	Animal Services	To augment core Animal Services activities; for land and capital improvements; and equipment purchases	\$ 4,471,903	\$ 752,972	\$ 1,190,329	\$ 47	\$ 4,034,594	None
697 Council District 15 Real Property	Public Works	City Clerk	Holds money from property sales within the Council District for services, property purchases, and other projects	\$ 1,782,752	\$ 731,279	\$ 1,625,910	\$ -	\$ 888,121	None
63M COVID-19 Federal Relief Fund	Economic Development	City Administrative Officer	For the receipt and disbursement of grants funds	\$ 24,884,292	\$ 693,925	\$ 24,991,511	\$ -	\$ 586,707	None
40K Fire Department Revolving Training	Community Safety	Fire	Disbursement of funds from CA Firefighter Joint Apprenticeship Committee reimbursement grants	\$ 1,688,671	\$ 686,411	\$ 1,074,299	\$ 2,492	\$ 1,303,275	None
50M Lincoln Heights Business and Community Benefit District	Economic Development	City Clerk	To collect and disburse assessments for the approved programs and activities of the BID	\$ 43,215	\$ 671,996	\$ 475,820	\$ -	\$ 239,391	None
53T Neighborhood Stabilization Program Three - Dodd-Frank Wall Street Reform and Consumer Protection Act	Housing & Homelessness	Los Angeles Housing Department	Tracks U.S. Department of Housing and Urban Development grant funds for the Neighborhood Stabilization Program	\$ 188,682	\$ 653,857	\$ 857,744	\$ 43,074	\$ 27,869	29
49R North Hollywood Transit BID	Economic Development	City Clerk	To collect and disburse assessments for the approved programs and activities of the BID	\$ 34,467	\$ 651,406	\$ 520,106	\$ -	\$ 165,767	None
60B Certified Access Specialist Certification and Training Fund	Public Works	Building and Safety	For the receipt, retention and disbursement of the monies for specialized training and to transmit a set percentage to the Division of the State Architect	\$ 2,181,736	\$ 649,768	\$ 474,655	\$ (7,579)	\$ 2,349,271	None
648 Wilshire Center BID	Economic Development	City Clerk	To collect and disburse assessments for the approved programs and activities of the BID	\$ 38,200	\$ 631,448	\$ 434,616	\$ 31,972	\$ 267,005	None
45K Highland Park BID	Economic Development	City Clerk	To collect and disburse assessments for the approved programs and activities of the BID	\$ 43,115	\$ 622,329	\$ 437,496	\$ -	\$ 227,948	None
30S Subventions and Grants	Other	Board of Public Works	For Deposits received from Grants, Special Events, Constituents, and Projects.	\$ 20,097,265	\$ 587,859	\$ 1,613,384	\$ 10,500,000	\$ 29,571,740	None
17A GO Bonds Series 2017A (Taxable) Proposition HHH Construction	Housing & Homelessness	City Administrative Officer	Prop HHH Projects	\$ 15,516,651	\$ 584,281	\$ 12,509,277	\$ (546,882)	\$ 3,044,775	None
57D CRA/LA Excess Non-Housing Bond Proceeds	Economic Development	Economic and Workforce Development	For the receipt, retention and disbursement of Excess Bond Proceeds transferred by the E608	\$ 51,710,462	\$ 570,267	\$ 3,670,876	\$ 446,801	\$ 49,056,654	29
55W Melrose BID	Economic Development	City Clerk	To collect and disburse assessments for the approved programs and activities of the BID	\$ 140,234	\$ 563,139	\$ 443,585	\$ -	\$ 259,788	None

SPECIAL PURPOSE REVENUE FUNDS (Cash Basis)

Fund Label	Function	Administering Department	Fund Purpose	Beginning Cash Balance for Fiscal Year	Revenue	Expense	Other Transactions	Ending Cash Balance as of June 30, 2022	Budget Sched. No.
831 Library Trust	Arts/Culture/Tourism	Library	For the operational costs and to purchase new materials for the Los Angeles Library system	\$ 5,343,775	\$ 551,828	\$ 764,628	\$ 6,112	\$ 5,137,086	None
885 Police Department Trust	Community Safety	Police	Tracks gifts and contributions made to assist Citywide Los Angeles Police Department operations	\$ 241,383	\$ 550,831	\$ 274,534	\$ (9,061)	\$ 508,619	None
46X CalHome	Housing & Homelessness	Los Angeles Housing Department	Mortgage assistance for low income home buyers in the City	\$ 2,474,747	\$ 547,416	\$ -	\$ -	\$ 3,022,163	29
46V Ombudsman Initiative Program	Social Services	Aging	Receipt, retention and disbursement of funds from CA Department of Aging for the Ombudsman Initiative Program	\$ 6,673	\$ 546,295	\$ 454,460	\$ -	\$ 98,508	None
56N 901 Olympic North Hotel	Economic Development	City Administrative Officer	For the receipt, retention and disbursement of all monies apportioned by the City as subvention payments for the Courtyard By Marriot and Residence Inn Hotel Project located at 901 W. Olympic St.	\$ 4,641,374	\$ 541,275	\$ 2,750,276	\$ -	\$ 2,432,373	None
488 Landfill Closure and Post-Closure	Sanitation & Environment	Sanitation	To defray the cost of closure of City landfills and post-closure maintenance.	\$ 9,323,550	\$ 538,563	\$ 374,524	\$ -	\$ 9,487,589	None
62T 2019 California Violence Intervention And Prevention Program (CalVIP) Grant	Community Safety	Mayor's Office	For the receipt and disbursement of California Violence Intervention and Prevention (CalVIP) grant funds	\$ 529,963	\$ 538,008	\$ 494,230	\$ 38,845	\$ 612,585	None
586 Used Oil Collection Program	Sanitation & Environment	Sanitation	To collect grants & other monies to implement a used oil collection, recycling and disposal program.	\$ 3,226,478	\$ 537,921	\$ 1,076,693	\$ -	\$ 2,687,706	29
298 MICLA Lease Revenue Commercial Paper Notes	Debt Related	City Administrative Officer	For the purpose of receiving and disbursing note proceeds	\$ 22,008,726	\$ 536,784	\$ (105,693,535)	\$ (117,190,116)	\$ 11,048,929	None
60K LA County Project Invest	Economic Development	Economic and Workforce Development	To track receipts and disbursements related to the LA County	\$ 165,607	\$ 532,684	\$ 489,264	\$ 54,097	\$ 263,125	29
41L Unified Program	Sanitation & Environment	Fire	For the United Hazardous Waste and Hazardous Materials Management Regulatory Program.	\$ 2,006,553	\$ 513,299	\$ 122,445	\$ 33,082	\$ 2,430,488	None
58R South Park Open Space Maintenance Trust	Parks	City Clerk	For the receipt, retention and disbursement of the South Park Open Space Maintenance Program fees collected by the City Clerk.	\$ 305,784	\$ 494,926	\$ 331,235	\$ -	\$ 469,475	None
56W Athens Services Community Benefits	Sanitation & Environment	City Clerk	Financing health care, environmental, and transportation projects, programs and services in the Sun Valley, Shadow Hills, Stonehurst, La Tuna Canyon, and nearby neighborhoods	\$ 1,272,668	\$ 485,466	\$ 585,330	\$ -	\$ 1,172,804	None
64L 2019-20 California Violence Intervention And Prevention Program (CalVIP) Grant Fund	Community Safety	Mayor's Office	For the receipt and disbursement of funds	\$ -	\$ 482,505	\$ 949,331	\$ 529,043	\$ 62,217	None
484 Automated Traffic Surveillance and Control	Transportation	Transportation	Accelerate construction of an automated traffic surveillance control system in the Ventura & Victory area	\$ 11,831,940	\$ 461,597	\$ 1,936,714	\$ -	\$ 10,356,823	29
W94 Wastewater System Subordinate Revenue Bonds Debt Service Fund Series 2022A	Debt Related	Board of Public Works	To pay interest and principal on the bonds	\$ -	\$ 459,668	\$ -	\$ -	\$ 459,668	None
49X Westchester BID	Economic Development	City Clerk	To collect and disburse assessments for the approved programs and activities of the BID	\$ 67,900	\$ 434,479	\$ 369,873	\$ -	\$ 132,507	None
63J 2019-20 Juvenile Re-Entry Partnership Program (Re-Entry Program)	Social Services	Mayor's Office	Record the receipts and disbursements of the 2019-20 Juvenile Justice Crime Prevention Act (JJCPA) Grant	\$ 143,491	\$ 429,348	\$ 530,466	\$ -	\$ 42,373	None
64K FY19 State Homeland Security Program Grant Fund	Community Safety	Mayor's Office	For the receipt and disbursement of grants funds	\$ -	\$ 428,532	\$ 436,670	\$ 8,291	\$ 152	None
60V Affordable Housing And Sustainable Communities Grant	Transportation	Los Angeles Housing Department	To record receipts and disbursements of the transportation-related grant award from the State's Strategic Growth Council Affordable Housing and Sustainable Communities Program	\$ 3	\$ 427,649	\$ 215,845	\$ -	\$ 211,806	None
42M Studio City BID	Economic Development	City Clerk	To collect and disburse assessments for the approved programs and activities of the BID	\$ 115,148	\$ 419,376	\$ 371,587	\$ -	\$ 162,937	None
51F Community Facilities District 8 Special Tax	Debt Related	City Administrative Officer	Establishment and receipt of a special tax in Community Facilities District Number 8	\$ 305,172	\$ 412,106	\$ 477,693	\$ -	\$ 239,586	None
56L EWDD Summer Youth Program - Other Sources	Social Services	Economic and Workforce Development	For the receipt and disbursement of grants and donations for the Summer Youth Program	\$ 852,764	\$ 401,503	\$ 255,721	\$ (58,899)	\$ 939,646	None
55C Bicycle Plan	Transportation	Transportation	To track funds received by Planning or Transportation Departments for bicycle improvement projects	\$ 1,626,056	\$ 392,418	\$ 786,136	\$ -	\$ 1,232,337	None
A77 GO Bonds Refunding Series 2018C (Taxable) Debt Service	Debt Related	Office of Finance	For payment of principal and interest on General Obligation Bonds issued by the City	\$ 247,582	\$ 382,754	\$ 378,015	\$ -	\$ 252,321	36
50Y Transportation Review Fee	Transportation	Transportation	For the enhancement of development review-related information technology systems	\$ 1,024,272	\$ 377,603	\$ 315,828	\$ -	\$ 1,086,047	None
62Y Homeless Housing, Assistance, and Prevention (HHAP) Program	Housing & Homelessness	City Administrative Officer	Provides jurisdictions with one-time grant funds to support regional coordination and expand or develop local capacity to address immediate homelessness challenges.	\$ 40,966,948	\$ 360,288	\$ 24,000,878	\$ -	\$ 17,326,358	None
43U Street Banners Revenue	Streets	Street Lighting	Receipt, retention & disbursement of all fees paid for street banner install or sales of street banners.	\$ 465,680	\$ 352,915	\$ 88,702	\$ (1,956)	\$ 727,937	29
62V 2019 Youth Reinvestment Grant (YRG) Program Grant	Community Safety	Mayor	For the receipt and disbursement of grants funds	\$ 114,062	\$ 334,097	\$ 310,918	\$ -	\$ 137,241	None
63C Lead Grant 12	Sanitation & Environment	Los Angeles Housing Department	For the receipt and disbursement of grant funds	\$ 23,635	\$ 328,762	\$ 698,392	\$ 346,663	\$ 667	29
60S 2017 State Homeland Security Grant Program	Community Safety	Mayor's Office	For the receipt and disbursement of grants funds from FY17 SHSP grant	\$ 73,014	\$ 326,618	\$ (8,452)	\$ (342,942)	\$ 65,142	None
869 Project Restore	Public Works	General Services	For the restoration of City Hall and other facilities as part of Project Restore	\$ 992,628	\$ 322,114	\$ 472,980	\$ -	\$ 841,762	None
537 Environmental Affairs Trust	Sanitation & Environment	Sanitation	To support the protection, preservation & restoration of the environmental quality of the City.	\$ 1,638,555	\$ 314,318	\$ 308,244	\$ (175,768)	\$ 1,468,861	None
W95 Wastewater System Subordinate Revenue Bonds Debt Service Fund Series 2022B	Debt Related	Board of Public Works	To pay interest and principal on the bonds	\$ -	\$ 300,806	\$ -	\$ -	\$ 300,806	None

SPECIAL PURPOSE REVENUE FUNDS (Cash Basis)

Fund Label	Function	Administering Department	Fund Purpose	Beginning Cash Balance for Fiscal Year	Revenue	Expense	Other Transactions	Ending Cash Balance as of June 30, 2022	Budget Sched. No.
49D BEGIN Grant Program	Housing & Homelessness	Los Angeles Housing Department	Home purchase and rehabilitation assistance for persons and families of low and moderate income	\$ 1,223,246	\$ 282,459	\$ -	\$ -	\$ 1,505,705	None
45L Miscellaneous Sources	Economic Development	Economic and Workforce Development	For advancing job opportunities to the local community including a job training program	\$ 795,563	\$ 276,489	\$ 68,802	\$ -	\$ 1,003,250	None
45C Traffic Safety Education Program	Transportation	Los Angeles Housing Department	Develop and enhance the ability of Community Based Organizations to positively influence traffic safety behaviors in communities	\$ 33,980	\$ 271,990	\$ 293,645	\$ (4,356)	\$ 7,968	29
579 Sidewalk Vending Trust	Economic Development	Economic and Workforce Development	To establish and regulate special sidewalk vending districts across the City	\$ 64,875	\$ 269,810	\$ 1,259,736	\$ 1,049,780	\$ 124,728	None
48G Local Housing	Housing & Homelessness	Los Angeles Housing Department	To fund various housing projects	\$ 853,052	\$ 269,015	\$ -	\$ -	\$ 1,122,067	None
64G FY 2020 STC Sustainment Grant	Community Safety	Mayor's Office	For the receipt and disbursement of grants funds	\$ -	\$ 264,314	\$ 264,283	\$ -	\$ 31	None
57L Council District 14 Public Benefits	Other	City Clerk	Tracks gifts and contributions made to assist in police and community activities within CD 14	\$ 1,145,655	\$ 262,584	\$ -	\$ 2,141,301	\$ 3,549,540	None
42N Canoga Park BID	Economic Development	City Clerk	To collect and disburse assessments for the approved programs and activities of the BID	\$ 102,795	\$ 260,402	\$ 306,635	\$ -	\$ 56,562	None
47B Greater Leimert Park Village/Crenshaw Corridor BID	Economic Development	City Clerk	To collect and disburse assessments for the approved programs and activities of the BID	\$ 276,124	\$ 255,366	\$ 48,792	\$ -	\$ 482,698	None
60M Solid Waste Resources Revenue Bonds Series 2018A Acquisition	Debt Related	Sanitation	To receive and disburse money from the sale of Solid Waste Resources Revenue Bonds, Series 2018-A	\$ 26,258,762	\$ 252,407	\$ 11,270,642	\$ -	\$ 15,240,526	None
49L East Hollywood BID	Economic Development	City Clerk	To collect and disburse assessments for the approved programs and activities of the BID	\$ 144,551	\$ 247,278	\$ 282,921	\$ -	\$ 108,908	None
240 Housing Production Revolving	Housing & Homelessness	Los Angeles Housing Department	Used for housing rehabilitation and community development for low and moderate income.	\$ 9,593,168	\$ 239,000	\$ 597,218	\$ 5,253	\$ 9,240,203	29
59Y LA County Performance Partnership Pilot	Community Safety	Economic and Workforce Development	To track receipts and disbursements related to the LA County P3 Probation program	\$ 30,490	\$ 235,037	\$ 221,947	\$ -	\$ 43,580	None
56R Village at Westfield Topanga Trust	Economic Development	City Administrative Officer	For the receipt, retention and disbursement of all monies paid by the City as subvention payments for the Village at Westfield Topanga Development Project	\$ 1,836,238	\$ 217,797	\$ 1,372,799	\$ -	\$ 681,236	None
63H 2018, 2019 and 2020 Title II/ Los Angeles Youth Diversion Partnership Program Grant Fund	Community Safety	Mayor's Office	Record the receipts & disbursements for Title II Grants	\$ 282,482	\$ 216,739	\$ 339,205	\$ 50,312	\$ 210,328	None
690 Council District 8 Real Property	Public Works	City Clerk	Holds money from property sales within the Council District for services, property purchases, and other projects	\$ 961,795	\$ 207,560	\$ -	\$ -	\$ 1,169,355	None
57P Department of Transportation Expedited Fee	Transportation	Transportation	For receipt, retention and disbursement of funds received by the Department Of Transportation to offset addition expenses in expediting study or review for projects contributing.	\$ 2,650	\$ 207,133	\$ 209,784	\$ -	\$ -	29
50T Neighborhood Stabilization Program	Housing & Homelessness	Los Angeles Housing Department	Implementation of the City's Neighborhood Stabilization Program	\$ 529,560	\$ 204,721	\$ 57,283	\$ -	\$ 676,997	29
687 Council District 5 Real Property	Public Works	City Clerk	Holds money from property sales within the Council District for services, property purchases, and other projects	\$ 439,133	\$ 201,825	\$ 150,000	\$ -	\$ 490,958	None
62L Economic Development Trust Fund	Economic Development	Economic and Workforce Development	For the receipt, retention, and disbursement of 50 percent of all monies received by the City from the sale or lease of City owned property	\$ 2,059,896	\$ 196,601	\$ 981,274	\$ (35,526)	\$ 1,239,698	29
688 Council District 6 Real Property	Public Works	City Clerk	Holds money from property sales within the Council District for services, property purchases, and other projects	\$ 436,376	\$ 193,257	\$ 16,042	\$ -	\$ 613,591	None
62F Trade And Economic Transition National Dislocated Worker Grant	Economic Development	Economic and Workforce Development	For the receipt and disbursement of grants fund	\$ 17,942	\$ 191,212	\$ 112,754	\$ 732	\$ 97,133	None
59M OVW Training and Services for Women with Disabilities	Social Services	Mayor's Office	Track Department of Justice grant funds for the Violence Against Women with Disabilities Program	\$ 1	\$ 191,142	\$ 153,473	\$ (37,670)	\$ -	None
564 Older Americans Act Title VII	Social Services	Aging	To track funds for Title VII Older American Social Services grant funds	\$ 176,659	\$ 190,425	\$ 237,693	\$ -	\$ 129,391	21
47A Byzantine-Latino Quarter BID	Economic Development	City Clerk	To collect and disburse assessments for the approved programs and activities of the BID	\$ 125,659	\$ 186,977	\$ 196,887	\$ -	\$ 115,748	None
693 Council District 11 Real Property	Public Works	City Clerk	Holds money from property sales within the Council District for services, property purchases, and other projects	\$ 142,554	\$ 175,870	\$ 141,653	\$ -	\$ 176,771	None
44E US Treasury Asset Forfeiture	Community Safety	Police	Public Safety	\$ 631,781	\$ 174,579	\$ -	\$ -	\$ 806,360	3
43J Sherman Oaks BID	Economic Development	City Clerk	To collect and disburse assessments for the approved programs and activities of the BID	\$ 3,316	\$ 174,355	\$ 109,269	\$ -	\$ 68,402	None
63N West Adams Property And BID	Economic Development	City Clerk	To collect and disburse assessments for the approved programs and activities of the BID	\$ 186,842	\$ 173,554	\$ 308,539	\$ -	\$ 51,857	None
59X LA County Juvenile Justice Crime Prevention Act	Community Safety	Economic and Workforce Development	To track receipts and disbursements related to the LA County Juvenile Justice Crime Prevention Act program	\$ 43,570	\$ 169,358	\$ 182,561	\$ 58,540	\$ 88,907	None
46W Little Tokyo BID	Economic Development	City Clerk	To collect and disburse assessments for the approved programs and activities of the BID	\$ 88,392	\$ 168,351	\$ 223,568	\$ 647	\$ 33,822	None
48H Los Angeles Regional Agency	Sanitation & Environment	Sanitation	Deposit of membership fees from a Joint Power Agreement with other LA County municipalities	\$ 281,117	\$ 166,476	\$ 100,457	\$ -	\$ 347,135	29
844 Cultural Affairs Department	Arts/Culture/Tourism	Cultural Affairs	Accepts contributions to support cultural programs and activities	\$ 6,257,618	\$ 162,705	\$ 176,027	\$ -	\$ 6,244,296	None
60J Bridge Improvement Program	Public Works	Engineering	For the Bridge Improvement Program	\$ 230,656	\$ 157,191	\$ 34,807	\$ -	\$ 353,040	None
436 Special Reward	Community Safety	City Clerk	Holds funds for rewards for information leading to the identification and apprehension of criminal suspects	\$ -	\$ 150,000	\$ 150,000	\$ -	\$ -	None

SPECIAL PURPOSE REVENUE FUNDS (Cash Basis)

Fund Label	Function	Administering Department	Fund Purpose	Beginning Cash Balance for Fiscal Year	Revenue	Expense	Other Transactions	Ending Cash Balance as of June 30, 2022	Budget Sched. No.
57V Pacific Palisades BID	Economic Development	City Clerk	To collect and disburse assessments for the approved programs and activities of the BID	\$ 67	\$ 142,743	\$ 116,089	\$ -	\$ 26,721	None
696 Council District 14 Real Property	Public Works	City Clerk	Holds money from property sales within the Council District for services, property purchases, and other projects	\$ 1,372,662	\$ 141,221	\$ 53,704	\$ -	\$ 1,460,179	None
44M Encino BID	Economic Development	City Clerk	To collect and disburse assessments for the approved programs and activities of the BID	\$ 84,546	\$ 133,712	\$ 136,832	\$ -	\$ 81,426	None
40T Larchmont Village BID	Economic Development	City Clerk	To collect and disburse assessments for the approved programs and activities of the BID	\$ 177	\$ 131,220	\$ 127,063	\$ -	\$ 4,334	None
50F Potrero Canyon Trust	Parks	Engineering	Completion of the Potrero Canyon Park Restoration Park	\$ 15,081,132	\$ 131,203	\$ 5,040,479	\$ -	\$ 10,171,856	None
42S Granada Hills BID	Economic Development	City Clerk	To collect and disburse assessments for the approved programs and activities of the BID	\$ 39,529	\$ 130,617	\$ 130,636	\$ -	\$ 39,510	None
44L Lincoln Heights Industrial Zone BID	Economic Development	City Clerk	To collect and disburse assessments for the approved programs and activities of the BID	\$ 28,840	\$ 128,074	\$ 123,498	\$ -	\$ 33,415	None
41Y Standards and Training for Corrections	Community Safety	Police	Furtherance of state mandated standards and training of local correctional and probation officers	\$ 425,997	\$ 126,144	\$ 12,650	\$ -	\$ 539,491	None
692 Council District 10 Real Property	Public Works	City Clerk	Holds money from property sales within the Council District for services, property purchases, and other projects	\$ 121,307	\$ 123,546	\$ 99,978	\$ -	\$ 144,876	None
16T GO Bonds Series 2009 Clean Water Projects Construction	Sanitation & Environment	Engineering	Sale of bonds for the purposes of implementing clean water, ocean, river, beach, bay, storm water clean-up projects	\$ 9,658,112	\$ 122,760	\$ 2,223,286	\$ 188,107	\$ 7,745,693	None
694 Council District 12 Real Property	Public Works	City Clerk	Holds money from property sales within the Council District for services, property purchases, and other projects	\$ 213,004	\$ 122,715	\$ 100,000	\$ -	\$ 235,719	None
685 Council District 3 Real Property	Public Works	City Clerk	Holds money from property sales within the Council District for services, property purchases, and other projects	\$ 1,902,766	\$ 121,742	\$ 157,635	\$ -	\$ 1,866,873	None
573 Warner Center Transportation Improvement Trust	Transportation	Transportation	To track monies collected by the Department Of Transportation for the implementation of the Warner Center Specific Plan	\$ 9,713,546	\$ 118,285	\$ 912,605	\$ 430	\$ 8,919,657	29
691 Council District 9 Real Property	Public Works	City Clerk	Holds money from property sales within the Council District for services, property purchases, and other projects	\$ 113,770	\$ 116,720	\$ 105,000	\$ -	\$ 125,490	None
58N Library Budget Reserve	Arts/Culture/Tourism	Library	To be used to stabilize revenue during economic downturns and to provide for any necessary capital improvements pursuant to Library Resolution No. 2015-49(C-39)	\$ 8,449,657	\$ 109,705	\$ -	\$ 3,000,000	\$ 11,559,361	None
531 Lopez Canyon Community Amenities	Sanitation & Environment	City Clerk	To finance community amenities in the vicinity of the Lopez Canyon Landfill	\$ 181,196	\$ 108,144	\$ -	\$ -	\$ 289,340	None
684 Council District 2 Real Property	Public Works	City Clerk	Holds money from property sales within the Council District for services, property purchases, and other projects	\$ 1,263,753	\$ 104,818	\$ 74,000	\$ -	\$ 1,294,571	None
689 Council District 7 Real Property	Public Works	City Clerk	Holds money from property sales within the Council District for services, property purchases, and other projects	\$ 124,646	\$ 104,250	\$ 93,771	\$ -	\$ 135,124	None
56T Department of Justice Second Chance Act	Social Services	Economic and Workforce Development	To record the receipts and disbursements of grant funds for the operation of a Second Chance Act Technology Careers Training Demonstration Project for Incarcerated Juveniles	\$ 63,640	\$ 102,045	\$ (46)	\$ 2,073	\$ 167,804	None
52W Board of Human Relations Commissioners	Housing & Homelessness	Los Angeles Housing Department	Tracks donations to support the activities of the Board of Human Relations Commissioners	\$ 182,593	\$ 101,993	\$ 141,107	\$ -	\$ 143,479	None
59G Hit and Run Reward Program	Community Safety	City Clerk	For the payment rewards to persons who have provided information leading to the hit-and-run offenders.	\$ -	\$ 100,000	\$ 100,000	\$ -	\$ -	None
695 Council District 13 Real Property	Public Works	City Clerk	Holds money from property sales within the Council District for services, property purchases, and other projects	\$ 90,889	\$ 93,581	\$ 76,264	\$ -	\$ 108,206	None
686 Council District 4 Real Property	Public Works	City Clerk	Holds money from property sales within the Council District for services, property purchases, and other projects	\$ 372,483	\$ 93,332	\$ 3,520	\$ -	\$ 462,296	None
64A FY 20 KU Grant Fund	Community Safety	Mayor's Office	For the receipt and disbursement of the grant from the source	\$ 6,552	\$ 90,979	\$ 72,642	\$ (24,889)	\$ -	None
64P Community Facilities District 11 (Ponte Vista) Special Tax	Debt Related	City Administrative Officer	For the receipt of proceeds from the sources	\$ -	\$ 89,482	\$ -	\$ -	\$ 89,482	None
46J Brentwood Village BID	Economic Development	City Clerk	To collect and disburse assessments for the approved programs and activities of the BID	\$ 55,532	\$ 82,621	\$ 91,147	\$ -	\$ 47,006	None
59Q LA County Workforce Innovation Opportunity Act	Economic Development	Economic and Workforce Development	To track receipts and disbursements related to the L.A. County Workforce Innovation and Opportunity Act (WIOA) program	\$ 97,346	\$ 82,275	\$ 113,233	\$ 15,911	\$ 82,299	None
54N California Disability Employment Initiative Project	Social Services	Economic and Workforce Development	Track grant funds from State Employment Development Department and incentives from Social Security's Ticket-to-Work Program	\$ 263,043	\$ 78,455	\$ -	\$ -	\$ 341,498	None
41S Tarzana BID	Economic Development	City Clerk	To collect and disburse assessments for the approved programs and activities of the BID	\$ 35,017	\$ 70,418	\$ 78,402	\$ -	\$ 27,034	None
45B Vermont/Western Station Neighborhood Area Specific Plan Parks First	Parks	City Administrative Officer	For acquisition and development of parks and open space in the Vermont/Western Station Neighborhood area	\$ 4,847,236	\$ 69,975	\$ -	\$ -	\$ 4,917,212	None
59H Warner Center Mobility	Transportation	Planning	To receive, retain and disburse monies constituting Mobility Fees per Ordinance No. 182766, the Warner Center 2035 Plan	\$ 3,071,036	\$ 67,336	\$ 330,128	\$ -	\$ 2,808,245	29
47X Housing and Urban Development Connections Grant	Housing & Homelessness	Los Angeles Housing Department	To conduct an 18-month study on the connection of housing and HIV, and related actions	\$ 2,779	\$ 63,264	\$ 64,726	\$ 28	\$ 1,345	29

SPECIAL PURPOSE REVENUE FUNDS (Cash Basis)

Fund Label	Function	Administering Department	Fund Purpose	Beginning Cash Balance for Fiscal Year	Revenue	Expense	Other Transactions	Ending Cash Balance as of June 30, 2022	Budget Sched. No.
527 Local Enforcement Agency	Sanitation & Environment	Building and Safety	For the enforcement of permits the City issues for landfills and accompanying inspection program	\$ 45,594	\$ 59,579	\$ 51,353	\$ (14)	\$ 53,807	None
597 Fund for Senior Services	Social Services	Aging	To track donations from the Combined Federal Campaign for Meals-on-Wheels programs	\$ 526,073	\$ 56,040	\$ 61,909	\$ 23,701	\$ 543,906	None
63Y State Homekey Program Operating Subsidy	Housing & Homelessness	City Administrative Officer	For the receipt and disbursement of the State Homekey operating subsidy	\$ 6,702,877	\$ 55,324	\$ 5,820,596	\$ -	\$ 937,604	None
58J Industrial-Commercial Revolving Loan Fund	Economic Development	Economic and Workforce Development	To track receipts and disbursements related to the City's former Economic Development Agency's Revolving Loan Funds.	\$ 4,813,506	\$ 52,440	\$ -	\$ -	\$ 4,865,945	None
60N Transit Oriented Development Planning Grant	Economic Development	Economic and Workforce Development	To track receipts and disbursements related to Transit Oriented Development Planning Grant	\$ 6	\$ 51,526	\$ 57,903	\$ 57,903	\$ 51,532	None
63P CARES Act Projects Fund	Economic Development	Economic and Workforce Development	For the receipt, retention and disbursement of the COVID-19 Federal Relief fund	\$ 2,808,711	\$ 51,505	\$ 1,809,053	\$ 170,242	\$ 1,221,405	None
849 Mayor's Office for the Disabled	Social Services	Disability	For the production and distribution of informational material for Mayor's Office for the Disabled	\$ 151,295	\$ 51,500	\$ 36,209	\$ -	\$ 166,586	None
43E Chatsworth BID	Economic Development	City Clerk	To collect and disburse assessments for the approved programs and activities of the BID	\$ 12,636	\$ 48,939	\$ 12,540	\$ -	\$ 49,035	None
522 Central City West Transportation Impact	Transportation	Transportation	For the mitigation of transportation impacts throughout the Central City West Specific Plan	\$ 2,025,028	\$ 48,840	\$ -	\$ -	\$ 2,073,868	None
698 Parks Assessment	Parks	City Administrative Officer	For receipt of the L.A. Lighting District 96-1 (Proposition K) assessment collections.	\$ 1,914,711	\$ 48,345	\$ -	\$ -	\$ 1,963,056	None
60A LA County Department of Probation Grants	Community Safety	Economic and Workforce Development	To track receipts and disbursements related to the LA County Department of Probation grants	\$ 17	\$ 47,698	\$ 684	\$ 684	\$ 47,715	None
45T Alternative Fuel Program	Sanitation & Environment	Sanitation	Purchase of alternative fuel refuse collection vehicles, infrastructure and training	\$ 4,253,400	\$ 46,538	\$ -	\$ -	\$ 4,299,937	None
16J GO Bonds Series 2006A Fire/Paramedic Emergency Helicopter Facilities Construction	Community Safety	Engineering	Sale of bonds for the Construction of Fire/Paramedic, Emergency Helicopter Facilities Projects	\$ 4,321,463	\$ 45,837	\$ -	\$ (612,215)	\$ 3,755,086	None
526 Household Hazardous Waste Trust	Sanitation & Environment	Sanitation	For support of the City's Household Hazardous Waste program activities.	\$ 1,022,005	\$ 45,680	\$ 65,025	\$ -	\$ 1,002,661	None
596 Transportation Regulation and Enforcement	Transportation	Transportation	Enforcement of Transportation Regulations for Taxicabs	\$ 66,835	\$ 45,606	\$ 2,184	\$ -	\$ 110,257	29
864 Venice Coastal Parking Impact	Transportation	Transportation	Tracks funds to be used for parking mitigation measures in the Venice area	\$ 702,579	\$ 43,935	\$ -	\$ -	\$ 746,514	None
47H Neighborhood Traffic Management	Transportation	Transportation	Formulation and implementation of neighborhood traffic management plans	\$ 3,900,779	\$ 41,898	\$ 127,850	\$ -	\$ 3,814,826	None
553 Residential Property Maintenance	Public Works	General Services	Retains some City rental income to maintain publicly owned residential properties	\$ 155,820	\$ 41,786	\$ 30,120	\$ -	\$ 167,487	None
62Q Summer Training and Employment Program for Students (STEPS)	Social Services	Economic and Workforce Development	For tracking all financial transactions related to the operation of the Summer Training and Employment Program for Students (STEPS) Program.	\$ 19,452	\$ 40,916	\$ 58,862	\$ 24,909	\$ 26,414	None
60L LA County Relay Institute	Economic Development	Economic and Workforce Development	To track receipts and disbursements related to the LA County	\$ 9,614	\$ 39,359	\$ -	\$ -	\$ 48,973	29
521 Central City West Housing	Housing & Homelessness	Los Angeles Housing Department	To provide affordable housing in the Central City West Specific Plan Area	\$ 3,497,887	\$ 38,175	\$ -	\$ -	\$ 3,536,062	None
62G 2018 Domestic Violence Assistance (DH) Grant	Community Safety	Mayor's Office	For the receipt and disbursement of grants funds	\$ 117,169	\$ 38,122	\$ 74,030	\$ (81,260)	\$ 1	None
40X Los Feliz Village BID	Economic Development	City Clerk	To collect and disburse assessments for the approved programs and activities of the BID	\$ 25,527	\$ 36,312	\$ 26,097	\$ (70)	\$ 35,672	None
60P Homeless Emergency Aid Program Grant	Housing & Homelessness	City Administrative Officer	For the receipt, retention and disbursement relative to HEAP Program.	\$ 5,588,794	\$ 36,175	\$ 5,554,640	\$ -	\$ 70,329	29
63D Emergency Rental Assistance Subsidy Program Trust	Housing & Homelessness	Los Angeles Housing Department	For the receipt and disbursement of monies from the sources	\$ 203,512	\$ 33,470	\$ -	\$ -	\$ 236,982	None
56Q Village at Westfield Topanga Public Benefits Trust	Other	City Clerk	For the receipt, retention and disbursement of funds paid by the Developer of the Village at Westfield Topanga Development and other contributions	\$ 2,936,880	\$ 32,242	\$ 273,714	\$ -	\$ 2,695,409	None
417 Motion Picture Coordination	Arts/Culture/Tourism	General Services	Reimburse GSD security overtime and Project Restore use fees for movie productions	\$ 12,872	\$ 32,193	\$ 32,777	\$ -	\$ 12,288	None
48X Council District 9 Public Benefits	Other	City Clerk	For the support of police and community activities within Council District 9	\$ 2,900,139	\$ 32,066	\$ -	\$ -	\$ 2,932,205	None
16D GO Bonds Series 2005A Fire/Paramedic Emergency Helicopter Facilities Construction	Community Safety	Engineering	Sale of bonds for the construction of Fire/Paramedic, Emergency Helicopter Facilities Projects	\$ 2,806,503	\$ 31,350	\$ -	\$ (333,873)	\$ 2,503,981	None
16Q GO Bonds Series 2008A Clean Water Projects Construction	Sanitation & Environment	Engineering	Sale of bonds for the purposes of implementing clean water, ocean, river, beach, bay, storm water clean-up projects	\$ 1,121,347	\$ 30,856	\$ -	\$ -	\$ 1,152,203	None
63V Measure A Maintenance and Servicing	Parks	Recreation and Parks	For the receipt and disbursement of the funds received from the Los Angeles County Regional Park and Open Space District	\$ 2,924,694	\$ 30,561	\$ 169,262	\$ -	\$ 2,785,994	None
336 Fire Hydrant Installation and Main Replacement	Community Safety	Fire	For fire hydrant installation and upgrades, water main replacement	\$ 2,769,673	\$ 30,174	\$ -	\$ -	\$ 2,799,847	None
303 Industrial/Commercial Revolving Loan Fund	Economic Development	Mayor's Office	To track receipts and disbursements related to the City's Economic Development Agency's Revolving Loan Program	\$ 2,302,056	\$ 25,081	\$ -	\$ -	\$ 2,327,137	None
45D High Risk/High Need Services Program	Economic Development	Economic and Workforce Development	Funding for the High Risk, High Needs program	\$ 2,261,296	\$ 24,637	\$ -	\$ -	\$ 2,285,933	None
52T Vermont/Western Childcare Trust	Social Services	Recreation and Parks	Tracks donations for development of child care programs or facilities in Vermont and Western Station	\$ 2,067,657	\$ 22,526	\$ -	\$ -	\$ 2,090,183	None
307 Rental Housing Production	Housing & Homelessness	Los Angeles Housing Department	For the development of low and moderate income rental housing.	\$ 616,591	\$ 22,071	\$ 100,000	\$ -	\$ 538,662	None
212 Equestrian Facilities Trust	Parks	Recreation and Parks	Acquisition, construction of new equestrian facilities and maintenance of bridle trails on public properties identified by the City Engineer.	\$ 977,155	\$ 20,785	\$ 455,500	\$ -	\$ 542,440	None
337 Cultural Affairs Grant	Arts/Culture/Tourism	Cultural Affairs	To accept all grant monies received by outside agencies, as well as City matching funds.	\$ 236,308	\$ 19,000	\$ 10,000	\$ -	\$ 245,308	None
863 Narcotics Analysis Laboratory	Community Safety	Police	Tracks fees for narcotics analysis	\$ 418,102	\$ 18,369	\$ 44,674	\$ 5,834	\$ 397,631	None

SPECIAL PURPOSE REVENUE FUNDS (Cash Basis)

Fund Label	Function	Administering Department	Fund Purpose	Beginning Cash Balance for Fiscal Year	Revenue	Expense	Other Transactions	Ending Cash Balance as of June 30, 2022	Budget Sched. No.
44J Wilmington Commercial BID	Economic Development	City Clerk	To collect and disburse assessments for the approved programs and activities of the BID	\$ 3,650	\$ 18,275	\$ 3,623	\$ -	\$ 18,302	None
70X Wastewater System Commercial Paper B Construction	Sanitation & Environment	Sanitation	To track funds used to finance improvements to the City's wastewater collection and treatment	\$ 11,726,681	\$ 15,704	\$ (58,309,690)	\$ (70,000,000)	\$ 52,076	None
62W 2018 Justice Assistance Grant	Community Safety	Mayor	For the receipt and disbursement of grants funds	\$ 2,231,201	\$ 15,438	\$ 1,291,495	\$ 22,286	\$ 977,430	None
44A Workforce Investment Act	Economic Development	Economic and Workforce Development	To provide employment and training opportunities for disadvantage residents of the City	\$ 1,358,890	\$ 14,796	\$ -	\$ -	\$ 1,373,686	22
16K GO Bonds Series 2006A Animal Shelter Facilities Construction	Social Services	Engineering	Sale of bonds for Construction of Animal Shelter Facilities	\$ 1,399,759	\$ 14,381	\$ -	\$ (426,190)	\$ 987,950	None
43G Healthy Alternatives to Smoking	Parks	City Administrative Officer	For acquisition of park land and development of recreational facilities in under-served areas	\$ 1,290,114	\$ 14,055	\$ -	\$ -	\$ 1,304,169	None
51E Graffiti Technology and Recovery	Community Safety	City Clerk	To finance graffiti technology and recovery, including funding of Graffiti Reward Program	\$ 305,448	\$ 12,363	\$ -	\$ -	\$ 317,811	None
29B MICLA Lease Revenue Commercial Paper Notes, Tax-Exempt B-1	Public Works	City Administrative Officer	For the purpose of receiving and disbursing Convention Center Taxable Note proceeds	\$ 1,109,100	\$ 11,604	\$ (58,510)	\$ (135,375)	\$ 1,043,839	None
58A Central Avenue Historic BID	Economic Development	City Clerk	To collect and disburse assessments for the approved programs and activities of the BID	\$ 29,642	\$ 11,309	\$ 28,100	\$ -	\$ 12,850	None
47M Century City Neighborhood Traffic Management	Transportation	Board of Public Works	Alleviation of existing neighborhood traffic within the Century City North and Century City South	\$ 987,177	\$ 10,755	\$ -	\$ -	\$ 997,931	None
649 Infrastructure Grant	Economic Development	Mayor's Office	To track grant funds from the Department of Commerce's Infrastructure Investment Grant Program	\$ 951,467	\$ 10,366	\$ -	\$ -	\$ 961,833	None
58D Grand Hope Park Trust	Parks	Recreation and Parks	For accept of funding from Los Angeles Community Redevelopment Agency (CRA/LA) for the operations, maintenance and repair of Grand Hope Park as set forth in the Ground Lease	\$ 889,310	\$ 9,688	\$ -	\$ -	\$ 898,999	None
27J MICLA 2020 Streetlights Financing Construction Fund	Streets	City Administrative Officer	For receiving and expending new money proceeds from the MICLA 2020 Streetlights Financing for the costs of acquisition and installation of 2500 streetlights with LED and other related improvements.	\$ 8,677,787	\$ 9,351	\$ 2,682,915	\$ -	\$ 6,004,223	None
16A GO Bonds Series 2004A 911-Police-Fire-Paramedic Projects Construction	Community Safety	Engineering	Sale of bonds for 911-Police-Fire Paramedic Facilities Projects	\$ 838,373	\$ 9,145	\$ -	\$ -	\$ 847,518	None
51S ARRA Energy Efficiency and Conservation Block Grant	Sanitation & Environment	Los Angeles Housing Department	For Energy Efficiency Programs through the Energy Efficiency Working Group	\$ 348,826	\$ 8,650	\$ -	\$ -	\$ 357,476	29
47V Black Market Cigar Prosecution	Community Safety	City Attorney	For prosecution and investigation of criminal cases related to Black Market cigarettes	\$ 79,729	\$ 7,224	\$ 6,257	\$ -	\$ 80,696	None
48L Enterprise Zone Tax Credit Voucher Program	Economic Development	Economic and Workforce Development	Receipt, retention and disbursement of service fees related to the Enterprise Zone Tax Credit Voucher Program	\$ 629,460	\$ 6,745	\$ -	\$ -	\$ 636,205	29
17B GO Bonds Refunding Series 2017B (Tax-Exempt) Excess Earnings	Debt Related	Office of Finance	To hold money that the Treasurer finds to be earnings in excess of the yield on the Bonds	\$ 584,352	\$ 6,305	\$ -	\$ -	\$ 590,657	None
593 Audit Repayment	Social Services	Economic and Workforce Development	To repay Department of Labor grant funds for expenses that were disallowed following a federal audit	\$ 578,525	\$ 6,303	\$ -	\$ -	\$ 584,827	29
290 MICLA AO Series 2002F Acquisition	Community Safety	City Administrative Officer	For the purpose of receiving and disbursing money from the MICLA AO bond financing to pay costs of additional portions of the ECCCS.	\$ 546,257	\$ 5,951	\$ -	\$ -	\$ 552,208	None
45E Green Retrofit Program	Sanitation & Environment	General Services	Purchase and installation of energy efficient measures in City buildings and facilities	\$ 592,344	\$ 5,875	\$ 26,318	\$ -	\$ 571,901	None
54T National Emergency Grant - Multi Sector	Economic Development	Economic and Workforce Development	Track Workforce Investment Act grant funds from the South Bay Workforce Investment Board	\$ 536,093	\$ 5,840	\$ -	\$ -	\$ 541,933	None
49F Council District 8 Public Benefits	Other	City Clerk	For the support of police and community activities in Council District 8	\$ 525,398	\$ 5,748	\$ -	\$ -	\$ 531,147	None
45V Intellectual Property	Other	City Clerk	For the purpose of establishing, maintaining and developing the City's Intellectual Property	\$ 176,188	\$ 5,492	\$ -	\$ -	\$ 181,680	None
27F MICLA 2019 Street Lighting Financing Construction	Streets	City Administrative Officer	For the purposes of receiving and expending the new money received from MICLA 2019 Street lighting Financing	\$ 13,045,022	\$ 5,474	\$ 4,640,192	\$ -	\$ 8,410,304	None
876 Pershing Square Special Trust	Parks	City Administrative Officer	To track funds used for community improvements in the Pershing Square Community Facilities District	\$ 1,513,974	\$ 5,446	\$ 225,500	\$ -	\$ 1,293,920	29
911 Channel Gateway/Venice Affordable Housing	Housing & Homelessness	Los Angeles Housing Department	To provide affordable housing, and for beach shuttle program in Channel Gateway/Venice	\$ 480,671	\$ 5,237	\$ -	\$ -	\$ 485,907	None
42E Community Facilities District 3 Cascade Business Park	Debt Related	City Administrative Officer	Receive special tax proceeds levied on non-exempt real property in Community Facilities District 3	\$ 897,321	\$ 5,198	\$ 588,256	\$ -	\$ 314,264	None
46F Off-site Sign Periodic Inspection Fee	Public Works	Building and Safety	The establishment of an off-site sign inspection fee and the carrying out of periodic inspections	\$ 308,737	\$ 5,052	\$ 325,757	\$ 13,361	\$ 1,392	29
304 Sidewalk and Tree Maintenance Assessment	Streets	Street Services	To assess and perform sidewalk maintenance (cleaning) and landscaping maintenance	\$ 1,962,540	\$ 4,808	\$ -	\$ -	\$ 1,967,348	None
48M Bradley Landfill Community	Sanitation & Environment	City Clerk	To finance health studies and to educate the community on the impact of the Bradley landfill	\$ 405,688	\$ 4,420	\$ -	\$ -	\$ 410,108	None
577 Warner Center Cultural Affairs Trust	Arts/Culture/Tourism	Cultural Affairs	Provide cultural/artistic facilities, services and amenities available to Warner Center Specific Plan Projects.	\$ 399,683	\$ 4,387	\$ -	\$ -	\$ 404,070	None
56P Council District 12 Northwest Valley Project Mitigation	Other	City Clerk	For the receipt, retention and disbursement of funds paid by the Developer of the Village at Westfield Topanga Development and other contributions	\$ 323,167	\$ 3,521	\$ -	\$ -	\$ 326,687	None

SPECIAL PURPOSE REVENUE FUNDS (Cash Basis)

Fund Label	Function	Administering Department	Fund Purpose	Beginning Cash Balance for Fiscal Year	Revenue	Expense	Other Transactions	Ending Cash Balance as of June 30, 2022	Budget Sched. No.
43W Warner Center Air Quality	Sanitation & Environment	Planning	To disburse payments pursuant to Section 18 of the Warner Center Specific Plan	\$ 311,014	\$ 3,388	\$ -	\$ -	\$ 314,402	None
50C Council District 6 Public Benefits	Other	City Clerk	For the support of police and community activities in Council District 6	\$ 296,597	\$ 3,231	\$ -	\$ -	\$ 299,828	None
60T Porter Ranch Art Trust	Arts/Culture/Tourism	Cultural Affairs	For the receipt and disbursement for developments located within the Porter Ranch Land Use Specific Plan	\$ 280,133	\$ 3,052	\$ -	\$ -	\$ 283,185	None
554 Special Police Communications/911 System Tax	Community Safety	Police	For the purpose of receiving and disbursing funds to pay for lease payments, administration expenses, trustee fees, arbitration fees etc.	\$ 114,321	\$ 3,044	\$ 4,728	\$ -	\$ 112,636	None
51G ARRA Workforce Investment Act	Economic Development	Economic and Workforce Development	Funding for Work Investment Act Programs	\$ 272,665	\$ 2,970	\$ -	\$ -	\$ 275,636	None
62S 2019-2022 United Way Greater of LA Housing Crisis Response Team Implementation Grant	Housing & Homelessness	Mayor's Office	For the receipt and disbursement of grants funds	\$ 256,124	\$ 2,801	\$ -	\$ -	\$ 258,925	None
643 Mortgage Credit Certificate Program	Housing & Homelessness	Los Angeles Housing Department	To track funds for the Mortgage Credit Certificate program, and other low-income housing programs	\$ 307,926	\$ 2,700	\$ -	\$ (31,225)	\$ 279,401	None
15T GO Bonds Series 2003A Fire/Paramedic Emergency Helicopter Facilities Construction	Community Safety	Engineering	Sale of bonds for Fire/Paramedic Emergency Helicopter Projects	\$ 222,864	\$ 2,674	\$ -	\$ -	\$ 225,538	None
49J Arts District BID	Economic Development	City Clerk	To collect and disburse assessments for the approved programs and activities of the BID	\$ 196,902	\$ 2,145	\$ -	\$ -	\$ 199,047	None
54L State Housing and Community Development Infill Infrastructure Grant Program	Housing & Homelessness	Los Angeles Housing Department	Record receipts and disbursements for the State's Infill Infrastructure Grant Program.	\$ 197,380	\$ 2,143	\$ -	\$ -	\$ 199,523	None
62E Mayor's Fund For Los Angeles	Economic Development	Economic and Workforce Development	For the receipt and disbursement of the fund	\$ 194,714	\$ 1,987	\$ 59,197	\$ 172	\$ 137,678	None
58P Bloomberg Philanthropies Innovation Deliver Team Program Grant	Economic Development	Mayor's Office	To track grant from Bloomberg Philanthropies, the Bloomberg Family Foundation, Inc. that support inclusive neighborhood revitalization and implementation of multi-disciplinary community activities.	\$ 181,409	\$ 1,976	\$ -	\$ -	\$ 183,386	None
50R Council District 10 Public Benefits	Other	City Clerk	For the support of police and community activities in Council District 10	\$ 178,007	\$ 1,939	\$ -	\$ -	\$ 179,946	None
46H Sunset and Vine BID	Economic Development	City Clerk	To collect and disburse assessments for the approved programs and activities of the BID	\$ 1,277	\$ 1,879	\$ 2,502	\$ -	\$ 654	None
505 Special Revenue - Community Redevelopment Agency	Economic Development	Economic and Workforce Development	For the Community Area Revitalization Effort (CARE) and other community development projects	\$ 161,463	\$ 1,837	\$ -	\$ -	\$ 163,299	None
60C Victim Service	Community Safety	City Attorney	For the receipts, retention and disbursement of undistributed restitution funds from the Superior Court to be utilized to pay for expenses incurred by victims of crimes prosecuted by the City Attorney's Office	\$ 170,518	\$ 1,830	\$ -	\$ -	\$ 172,349	None
55M B2W 25% Workforce Investment Act Dislocated Worker Additional Assistance	Economic Development	Economic and Workforce Development	To track Workforce Investment Act 25% Dislocated Worker Additional Assistance Fund grant	\$ 167,155	\$ 1,821	\$ -	\$ -	\$ 168,976	None
43F Community Development Department Section 108 Loan Guarantee	Housing & Homelessness	Economic and Workforce Development	To stimulate economic and housing development in certain impacted areas	\$ 165,394	\$ 1,802	\$ -	\$ -	\$ 167,196	29
58F 2015 Corporation for National and Community Service Grant	Economic Development	Mayor's Office	For the receipt and disbursement of grants funds from the Corporation for National and Community Service	\$ 162,621	\$ 1,772	\$ -	\$ -	\$ 164,392	None
59R Department of Labor Youth Reentry Grant	Social Services	Economic and Workforce Development	To track receipts and disbursements for the US Department of Labor youth reentry programs	\$ 121,093	\$ 1,541	\$ -	\$ -	\$ 122,633	None
42U LA Community Development Bank Section 108 Guarantee	Economic Development	Economic and Workforce Development	Establishment of a fund for the L.A. Community Development Bank within the City's financial system	\$ 140,856	\$ 1,535	\$ -	\$ -	\$ 142,390	None
917 Pico/Genessee Community Pocket Park	Parks	City Clerk	For the development of the Pico/Genessee Community Pocket Park	\$ 127,058	\$ 1,384	\$ -	\$ -	\$ 128,442	None
420 Library Education	Arts/Culture/Tourism	Library	Records the settlement from the Public Library Foundation of California	\$ 124,905	\$ 1,361	\$ -	\$ -	\$ 126,266	None
57A Workforce Investment Act 25 Percent New Direction for the Workforce	Economic Development	Economic and Workforce Development	Track grants and disbursements for the operation of a New Direction for the Workforce program	\$ 123,805	\$ 1,349	\$ -	\$ -	\$ 125,154	None
44T El Pueblo Cultural Improvement	Arts/Culture/Tourism	El Pueblo	Purchase of equipment and furnishings in support of ongoing cultural enrichment programs	\$ 161,896	\$ 1,307	\$ -	\$ -	\$ 163,202	None
63S COVID-19 Street Vending Recovery Fund	Economic Development	Economic and Workforce Development	For the receipt and disbursement of the \$2 million allocation from the COVID-19 Relief Fund	\$ 108,018	\$ 1,232	\$ 49,397	\$ 13,664	\$ 73,518	None
48E Griffith Park 2004	Parks	Recreation and Parks	Only for Griffith Park capital improvements	\$ 110,169	\$ 1,200	\$ -	\$ -	\$ 111,370	None
75R Wastewater System Subordinate Revenue Bonds 2018A Construction Green Bonds	Sanitation & Environment	Sanitation	To track funds used to finance improvements to the City's wastewater collection and treatment	\$ 395,600	\$ 1,163	\$ 333,217	\$ -	\$ 63,547	None
W91 Wastewater System Subordinate Revenue Bonds 2018C Debt Service Variable Rate Refunding	Debt Related	Sanitation	To pay interest and principal on the bonds	\$ 358,011	\$ 1,092	\$ 358,709	\$ (393)	\$ -	None
57C LA Regional Initiative for Social Enterprise Program	Economic Development	Economic and Workforce Development	Track grants and disbursements for the operation of LA-RISE program	\$ 99,781	\$ 1,087	\$ -	\$ -	\$ 100,868	29
49M Colorado Boulevard Specific Plan	Transportation	Transportation	For parking, transit or pedestrian amenities in the Colorado Boulevard Specific Plan	\$ 97,124	\$ 1,058	\$ -	\$ -	\$ 98,182	None
15H GO Bonds Series 2001A Fire/Paramedic Emergency Helicopter Facilities Construction	Community Safety	Engineering	Fire/Paramedic emergency helicopter facilities	\$ 94,908	\$ 1,034	\$ -	\$ -	\$ 95,942	None
89Z Volunteer Trust	Other	City Clerk	To support the expenses and activities of the City Volunteer Program	\$ 94,448	\$ 1,025	\$ 1,172	\$ -	\$ 94,301	None
16L GO Bonds Series 2006A 911-Police-Fire-Paramedic Projects Construction	Community Safety	Engineering	Sale of bonds for the completion of 911-Police-Fire-Paramedic Projects	\$ 87,926	\$ 899	\$ -	\$ (11,564)	\$ 77,260	None
88O Domestic Violence Trust	Social Services	Los Angeles Housing Department	For the promotion of Education, Prevention, Response and Prosecution regarding Domestic Violence	\$ 39,072	\$ 894	\$ -	\$ -	\$ 39,967	None
51D Panorama City BID	Economic Development	City Clerk	To collect and disburse assessments for the approved programs and activities of the BID	\$ 78,600	\$ 856	\$ -	\$ -	\$ 79,456	None

SPECIAL PURPOSE REVENUE FUNDS (Cash Basis)

Fund Label	Function	Administering Department	Fund Purpose	Beginning Cash Balance for Fiscal Year	Revenue	Expense	Other Transactions	Ending Cash Balance as of June 30, 2022	Budget Sched. No.
49W Sylmar BID	Economic Development	City Clerk	To collect and disburse assessments for the approved programs and activities of the BID	\$ 77,945	\$ 849	\$ -	\$ -	\$ 78,795	None
155 GO Bonds Series 2003A Animal Shelter Facilities Construction	Social Services	Engineering	Sale of bonds for Animal Shelter Facilities	\$ 76,971	\$ 837	\$ 453	\$ -	\$ 77,354	None
58E Los Angeles Performance Partnership Pilot	Economic Development	Economic and Workforce Development	To track grant funds from U.S. Department of Education	\$ 75,434	\$ 831	\$ -	\$ -	\$ 76,265	29
879 E Bernani Scholarship Trust	Social Services	City Clerk	To finance a portion of the educational expenses of qualified residents attending Mission College.	\$ 74,484	\$ 811	\$ -	\$ -	\$ 75,295	None
45M Career Criminal Apprehension	Community Safety	Mayor's Office	Funding for the Career Criminal Apprehension Program	\$ 72,341	\$ 788	\$ -	\$ -	\$ 73,129	None
26Y MICLA 2017 Streetlights Construction	Streets	City Administrative Officer	For the purposes of receiving and expending the new money received from MICLA 2017 Streetlights Financing	\$ 4,858,282	\$ 747	\$ 1,004,949	\$ -	\$ 3,854,080	29
874 City Attorney Forfeited Assets	Other	City Attorney	To track the City Attorney's share of federal proceeds from forfeited property	\$ 69,296	\$ 746	\$ 1,216	\$ -	\$ 68,826	None
56K Linked Learning Initiative	Social Services	Economic and Workforce Development	For the receipt and disbursement of grant funds	\$ 63,196	\$ 688	\$ -	\$ -	\$ 63,885	None
70Y Wastewater System Commercial Paper A Rebate	Debt Related	Sanitation	Holds earnings from investment of Wastewater commercial paper sale above federal arbitrage limits	\$ 170,338	\$ 678	\$ -	\$ -	\$ 171,016	None
57Y 2015 Mayor's Fund DART Grant	Community Safety	Mayor's Office	Tracks Domestic Abuse Response Team (DART) program funds to combat domestic violence	\$ 61,370	\$ 669	\$ -	\$ -	\$ 62,038	None
49Y Capital Project Bond Reserve	Debt Related	Engineering	Bond Reserve Fund	\$ 227,434	\$ 597	\$ -	\$ (228,031)	\$ -	None
63B California COVID-19 Emergency (Homeless Californians Grant)	Housing & Homelessness	City Administrative Officer	For the receipt and disbursement of grant funds	\$ 27,420	\$ 584	\$ -	\$ -	\$ 28,003	None
41V Toy District BID	Economic Development	City Clerk	To collect and disburse assessments for the approved programs and activities of the BID	\$ 53,205	\$ 580	\$ -	\$ -	\$ 53,785	None
486 Granada Hills - Knollwood District Plan	Transportation	Planning	To finance roadway improvements and transportation study for the Granada Hills-Knollwood District	\$ 50,305	\$ 548	\$ -	\$ -	\$ 50,854	None
52Q ARRA LA County Temporary Assistance for Needy Families Grant Summer Program	Social Services	Economic and Workforce Development	For the 2010 Summer Youth Employment Plan	\$ 50,077	\$ 546	\$ -	\$ -	\$ 50,623	None
42R Jefferson Park BID	Economic Development	City Clerk	To collect and disburse assessments for the approved programs and activities of the BID	\$ 48,944	\$ 533	\$ -	\$ -	\$ 49,477	None
912 Oxford Triangle / Venice Neighborhood Protection and Off-site Street Beautification	Streets	Transportation	To support community improvements and street beautification projects in the Oxford Triangle area adjacent to the Channel Gateway project at 4251 Lincoln Boulevard.	\$ 38,933	\$ 424	\$ -	\$ -	\$ 39,357	None
60D City Attorney Community Justice Initiative	Community Safety	City Attorney	For the receipts, retention and disbursement of local and federal funding as well as of gifts, contributions and bequests for the support of the City Attorney's Community Justice Initiative	\$ 32,019	\$ 395	\$ 191	\$ -	\$ 32,224	None
816 Industrial Development Authority	Economic Development	Economic and Workforce Development	For the operating expenses of the Industrial Development Authority	\$ 34,299	\$ 374	\$ -	\$ -	\$ 34,672	29
62A 2017 Justice Assistance Grant	Community Safety	Mayor's Office	For the receipt and disbursement of grants funds	\$ 1,194,827	\$ 372	\$ 1,057,609	\$ (137,590)	\$ -	None
613 Westwood Village BID	Economic Development	City Clerk	To collect and disburse assessments for the approved programs and activities of the BID	\$ 28,452	\$ 310	\$ -	\$ -	\$ 28,762	None
54R Workforce Innovation Fund	Social Services	Economic and Workforce Development	Track grant funds from the U.S. Department of Labor's Workforce Innovation Fund program	\$ 28,284	\$ 308	\$ -	\$ -	\$ 28,592	None
64S 2021-22 Juvenile Justice Crime Prevention Act (JJCPA) Grant	Community Safety	Mayor's Office	For the receipt and disbursement of grants funds	\$ -	\$ 284	\$ 242,904	\$ 250,000	\$ 7,380	None
59A LA Community College District California Career Pathway Grant	Economic Development	Economic and Workforce Development	To track receipts and disbursements related to the Los Angeles Community College District CA Career Pathway Trust grant program	\$ 24,877	\$ 271	\$ -	\$ -	\$ 25,148	None
53W Community Challenge Planning Grant	Economic Development	Economic and Workforce Development	Tracks U.S. Department of Housing and Urban Development Office of Sustainable Housing grant funds for the Northeast L.A. Collaborative project	\$ 21,756	\$ 237	\$ -	\$ -	\$ 21,993	None
50W 2008 California Gang Reduction and Prevention Program	Community Safety	Mayor's Office	To reduce youth gang involvement in the Boyle Heights and Hollenbeck areas	\$ 19,548	\$ 213	\$ -	\$ -	\$ 19,761	None
52V Board of Commissioners on the Status of Women	Social Services	Los Angeles Housing Department	Tracks donations to support the activities of the Commission on the Status of Women	\$ 17,821	\$ 194	\$ -	\$ -	\$ 18,015	None
52S Board of Community and Family Commissioners	Social Services	Los Angeles Housing Department	Tracks funds used to support the programs and activities of the Community & Family Commission	\$ 14,179	\$ 154	\$ -	\$ -	\$ 14,333	None
49Z Special Fire Safety and Paramedic Communications Equipment	Community Safety	City Administrative Officer	For the purposes of receiving and disbursing special tax funds to pay for lease payments and expenses or costs incurred incident to the authorization, issuance or sale of the bonds.	\$ 79,484	\$ 112	\$ -	\$ -	\$ 79,597	None
888 Council District 15 LAPD Harbor Division Assistance	Community Safety	City Clerk	Tracks gifts and contributions made to assist Los Angeles Police Department, Harbor Division operations in Council District 15	\$ 10,253	\$ 112	\$ -	\$ -	\$ 10,365	None
58Y Retail Career Development	Economic Development	Economic and Workforce Development	To track receipts and disbursements related to Career Opportunities in Retail from the Chicago Cook workforce Partnership	\$ 9,666	\$ 105	\$ -	\$ -	\$ 9,771	None
54P California Department of Corrections and Rehabilitation New Start Program	Social Services	Economic and Workforce Development	Track grant funds from the Department of Corrections and Rehabilitation for services to ex-offenders	\$ 6,906	\$ 75	\$ -	\$ -	\$ 6,981	None
51N ARRA Community Development Block Grant	Economic Development	Economic and Workforce Development	Development of viable communities including housing for persons with moderate income along with social services	\$ 6,741	\$ 73	\$ -	\$ -	\$ 6,814	None
59W LA County Anti-recidivism Coalition	Community Safety	Economic and Workforce Development	To track receipts and disbursements related to the L.A. County Anti-Recidivism Coalition program	\$ 5,755	\$ 63	\$ -	\$ -	\$ 5,818	None
26U MICLA 2016 Streetlights Construction	Streets	City Administrative Officer	For the acquisition and installation of LED and/or high voltage conversion projects	\$ 148,033	\$ 59	\$ 27,219	\$ -	\$ 120,873	29

SPECIAL PURPOSE REVENUE FUNDS (Cash Basis)

Fund Label	Function	Administering Department	Fund Purpose	Beginning Cash Balance for Fiscal Year	Revenue	Expense	Other Transactions	Ending Cash Balance as of June 30, 2022	Budget Sched. No.
42P Reseda BID	Economic Development	City Clerk	To collect and disburse assessments for the approved programs and activities of the BID	\$ 5,418	\$ 59	\$ -	\$ -	\$ 5,477	None
56F Trade Adjustment Assistance - Community College and Career Training	Social Services	Economic and Workforce Development	For receipt and disbursement of grant funds	\$ 5,006	\$ 55	\$ -	\$ -	\$ 5,061	None
591 Older Americans Act Title IV	Social Services	Aging	To track Title IV funds to provide relief to senior citizens affected by the Northridge earthquake	\$ 4,736	\$ 52	\$ -	\$ -	\$ 4,788	21
55D Proposition 1C Transit Oriented Development	Parks	Los Angeles Housing Department	To track housing proceeds from state. Housing and Community Department to supplement MacArthur Park Phase A Project	\$ 3,197	\$ 35	\$ -	\$ -	\$ 3,231	None
42V Economic Development Initiative Grant	Economic Development	Economic and Workforce Development	Establishment of a fund for the L.A. Community Development Bank within the City's financial system	\$ 3,020	\$ 33	\$ -	\$ -	\$ 3,053	None
16M GO Bonds Series 2006A Clean Water Projects Construction	Sanitation & Environment	Engineering	Sale of bonds for the purposes of implementing clean water, ocean, river, beach, bay, storm water clean-up projects	\$ 571	\$ 25	\$ 594	\$ -	\$ 2	None
16F GO Bonds Series 2005A Clean Water Projects Construction	Sanitation & Environment	Engineering	Sale of bonds for the purposes of implementing clean water, ocean, river, beach, bay, storm water clean-up projects	\$ 558	\$ 25	\$ 580	\$ -	\$ 2	None
168 GO Bonds Series 1992A Police Facilities Construction	Community Safety	Engineering	Receive and disburse monies from GO Bonds to pay for costs associated with the Police Facilities Projects	\$ 0	\$ -	\$ -	\$ (0)	\$ -	None
57K City Health Commission	Social Services	City Clerk	For the receipt, retention and disbursement of funds to offset the operation costs of the City Health Commission	\$ 1,465	\$ 16	\$ -	\$ -	\$ 1,481	29
50B Council District 11 Public Benefits	Other	City Clerk	For the support of police and community activities in CD 11	\$ 1,048	\$ 15	\$ -	\$ -	\$ 1,063	None
589 Los Angeles Recycling Market Development Zone	Sanitation & Environment	Mayor's Office	To track grant funds from the California Integrated Waste Management Board for recycling programs	\$ 1,311	\$ 14	\$ -	\$ -	\$ 1,325	None
889 Council District 1 Public Benefits	Other	City Clerk	Tracks gifts and contributions made to assist in police and community activities within Council District 1	\$ 1,183	\$ 13	\$ -	\$ -	\$ 1,196	None
62J 2018 Los Angeles Cyber Lab, Inc. - Information Sharing and Analysis Organization (ISAO) Pilot Grant	Community Safety	Mayor's Office	For the receipt and disbursement of grants funds	\$ 574	\$ 10	\$ -	\$ (193)	\$ 390	None
820 Building and Safety Trust	Public Works	Building and Safety	Funds collected for the Los Angeles Unified School District (LAUSD), State of California, and cash bonds are deposited in this trust fund	\$ 31,871,495	\$ 7	\$ -	\$ 2,043,022	\$ 33,914,524	None
59P LA County Probation/Workforce Development Aging and Community Services (WDACS)	Economic Development	Economic and Workforce Development	To track receipts and disbursements related to the L.A. County Probation/ Workforce Development Aging and Community Services (WDACS) program	\$ 452	\$ 5	\$ -	\$ -	\$ 458	None
57S River Revitalization Enhanced Infrastructure Financing District	Economic Development	Economic and Workforce Development	To track funding and disbursements relative to the feasibility of creating an Enhanced Infrastructure Financing District (EIFD) projects	\$ 390	\$ 4	\$ -	\$ -	\$ 394	None
542 Jeopardy Balance the Odds Youth Program	Community Safety	City Clerk	To finance the Balancing the Odds gang prevention program in Pacoima	\$ 278	\$ 3	\$ -	\$ -	\$ 281	None
49A Small Business Administration Community Development Department Programs	Transportation	Economic and Workforce Development	Funding for proposed 636 Maple Avenue inter-modal parking structure and staging area for MTA buses	\$ 221	\$ 2	\$ -	\$ -	\$ 224	None
53M LA Metropolitan Transit Authority Grant Projects	Transportation	Aging	Track Metropolitan Transportation Authority grant funds for Department of Aging transportation projects	\$ 175	\$ 2	\$ -	\$ -	\$ 178	None
883 Council District 12 LAPD Devonshire/Foothill Divisions Assistance	Community Safety	City Clerk	Tracks gifts and contributions made to assist the operations of Los Angeles Police Department Devonshire & Foothill Divisions	\$ 154	\$ 2	\$ -	\$ -	\$ 155	None
62D Safest Driver Grant	Community Safety	Mayor's Office	For the receipt and disbursement of grants funds	\$ 135	\$ 1	\$ -	\$ -	\$ 136	None
442 Coral Tree Trimming	Public Works	Street Services	For the trimming of Coral trees along San Vicente Blvd in the Brentwood area						None
437 Runyon Canyon Acquisition	Parks	Recreation and Parks	To collect proceeds from the sale of real property located in Mount Olympus Drive and purchase real property located in Runyon Canyon.	\$ 2	\$ 0	\$ -	\$ -	\$ 2	None
509 REV CERT OF PARTI SANIT EQ ACQ	Sanitation & Environment	Sanitation	For the implementation of the City's automated waste collection and recycling programs.	\$ 18,395	\$ -	\$ 18,395	\$ -	\$ -	None
214 Vacated Fire Department Facilities	Community Safety	Engineering	For construction or replacement of capital improvements related to Fire Department facilities	\$ 175,851	\$ -	\$ -	\$ (100,000)	\$ 75,851	29
329 Funded Improvement Revolving	Public Works	Engineering	To finance completion of improvements in areas in the FFunded Improvement classification. A separate Funded Improvement Account shall be established for each zone change area placed in the F Funded Improvement Classification	\$ 296	\$ -	\$ -	\$ -	\$ 296	None
364 Major City Planning Grant	Community Safety	Mayor's Office	Development of a Criminal Justice Plan and coordination efforts with Region and State California Council on Criminal Justice	\$ 226,719	\$ -	\$ -	\$ -	\$ 226,719	None
393 Oil Environmental Impact Statement Critique	Sanitation & Environment	Mayor's Office	To enter into study project agreements exploring oil development on the outer continental shelf	\$ 6,413	\$ -	\$ -	\$ -	\$ 6,413	None
418 Improvement Assessment Revolving	Streets	Street Lighting	For street improvement assessments-warrant purchases, diagrams, progress payments to contractors	\$ 501,282	\$ -	\$ -	\$ -	\$ 501,282	None
434 Venice Area Surplus Real Property	Public Works	City Council	Construction of Venice Beach Bike Park and Venice Beach LAPD Substation Project	\$ 1,787,543	\$ -	\$ -	\$ -	\$ 1,787,543	None
441 Furtherance of International Earthquake Conference	Community Safety	City Clerk	To enhance the general understanding and awareness of earthquakes and how to best plan and prepare.	\$ 98,578	\$ -	\$ -	\$ -	\$ 98,578	None
445 Senior Transportation 12th District	Transportation	City Clerk	Tracks funds to develop programs for transportation for seniors residing within Council District 12	\$ -	\$ -	\$ -	\$ -	\$ -	None
468 Porter Ranch Land Use/Transportation Specific Plan	Transportation	Planning	Financing City costs to prepare a Porter Ranch Land Use/ Transportation Specific Plan	\$ 18,795	\$ -	\$ -	\$ -	\$ 18,795	None
476 Crenshaw Loan	Economic Development	Mayor's Office	To provide loan assistance program to independent local business tenants	\$ 146,524	\$ -	\$ -	\$ -	\$ 146,524	None

SPECIAL PURPOSE REVENUE FUNDS (Cash Basis)

Fund Label	Function	Administering Department	Fund Purpose	Beginning Cash Balance for Fiscal Year	Revenue	Expense	Other Transactions	Ending Cash Balance as of June 30, 2022	Budget Sched. No.
477 Drug Abuse Resistance Education	Community Safety	Mayor's Office	To establish a regional training center to provide drug use education training for law enforcement	\$ 2,000	\$ -	\$ -	\$ -	\$ 2,000	None
489 Essential Public Utilities Assessment	Public Works	Engineering	To furnish essential public utilities to residential properties	\$ 419,254	\$ -	\$ -	\$ -	\$ 419,254	None
15N GO Bonds Series 2002A 911-Police-Fire-Paramedic Projects Construction	Community Safety	Engineering	Sale of bonds for 911-Police-Fire-Paramedic Projects	\$ 8,529	\$ -	\$ -	\$ (8,529)	\$ -	None
570 Community Programs for Restoration	Community Safety	Mayor's Office	To track funds from the Department Of Justice's Assistance for Community Programs for Restoration grant	\$ -	\$ -	\$ -	\$ -	\$ -	None
575 Minority Business Development Agency Minority Business Center - Los Angeles	Economic Development	Mayor's Office	To track grant funds from the US Department of Commerce's Minority Business Department Agency to operate the LA Minority Business Center	\$ 15,130	\$ -	\$ -	\$ -	\$ 15,130	None
592 1994 Economic Development Administration Planning Grant	Economic Development	Mayor's Office	To track grant funds from the Economic Development Administration for Northridge earthquake recovery	\$ 289,638	\$ -	\$ -	\$ -	\$ 289,638	None
618 Shoshone Ave and Rinaldi Street Drainage District	Streets	Sanitation	For street drainage improvement projects in the Shoshone Ave and Rinaldi Street Drainage District	\$ 135,587	\$ -	\$ -	\$ -	\$ 135,587	None
623 Terra Balle/Fenton Ave Street Drainage District	Streets	Sanitation	For street drainage improvement projects in the Terra Balle/Fenton Ave. Street Drainage District	\$ 72,926	\$ -	\$ -	\$ -	\$ 72,926	None
664 City, County Collaborative Anti-Gang Initiative	Community Safety	Mayor's Office	To track DOJ grant funds for Community Oriented Policing Services (COPS) Community Law Enforcement and Recovery Program	\$ 1	\$ -	\$ -	\$ -	\$ 1	29
668 Narcotics Enforcement Surveillance Team	Community Safety	Mayor's Office	To track grant funds for the LAPD's Narcotics Enforcement Surveillance Team Program	\$ 0	\$ -	\$ -	\$ -	\$ 0	29
765 Wastewater System Revenue Bond Emergency	Sanitation & Environment	Sanitation	Holds some wastewater bond sale earnings, for emergency use in case other funds are depleted	\$ 5,008,364	\$ -	\$ -	\$ (4,010)	\$ 5,004,354	None
813 Bureau of Engineering / Assessment - Special Assessment Dep	Public Works	Engineering	Unable to Determine	\$ 343,981	\$ -	\$ -	\$ -	\$ 343,981	None
814 Grant Receipts	Other	Office of Finance	To track grant payments received under the Grants Coordination and Procedures Guide	\$ -	\$ -	\$ -	\$ -	\$ -	None
821 Cash Bond Trust	Other	Office of Finance	Cash bond deposit received from vendors against violations and accidents	\$ 444,600	\$ -	\$ -	\$ -	\$ 444,600	None
845 Legislative Representation Trust	Other	City Council	Funds legislative representation for proprietary departments in Sacramento, Washington DC, and other locations	\$ 406,610	\$ -	\$ 54,000	\$ -	\$ 352,610	None
851 Unclaimed Money Seized Incidental to Arrest	Community Safety	Police	Tracks unclaimed monies seized and booked into evidence in connection with criminal arrests	\$ 3,935,935	\$ -	\$ -	\$ (135,187)	\$ 3,800,748	None
853 Parking Violation Trust	Transportation	Transportation	Tracks monies for fines and forfeitures from parking violations	\$ 11,044,067	\$ -	\$ -	\$ (510,933)	\$ 10,533,134	None
858 Santa Monica Mountains Conservancy Trust	Parks	Recreation and Parks	To collect proceeds from sale of real property owned by the City and located in the Santa Monica Mountains (SMM) for open space conservation within the SMM.	\$ 60,928	\$ -	\$ -	\$ -	\$ 60,928	None
870 Vandalism and Graffiti Reward	Community Safety	City Clerk	Tracks funds for payment of awards to persons providing information on graffiti or vandalism	\$ 14,469	\$ -	\$ -	\$ -	\$ 14,469	None
919 Finance of Councilman Transition Activities Public Benefits Trust Fund	Other	Controller's Office	For the receipt and disbursement of gifts from the source	\$ -	\$ -	\$ -	\$ -	\$ -	None
15M GO Bonds Series 2002A Fire/Paramedic Emergency Helicopter Facilities Construction	Community Safety	Engineering	Sale of bonds for Fire/Paramedic Projects	\$ 2,449	\$ -	\$ -	\$ -	\$ 2,449	None
15U GO Bonds Series 2003A 911-Police-Fire-Paramedic Projects Construction	Community Safety	Engineering	Sale of bonds for 911-Fire-Paramedic Facilities Project	\$ 37,351	\$ -	\$ -	\$ (37,351)	\$ -	None
16U GO Bonds Series 2009 Excess Earnings	Debt Related	Office of Finance	To hold money that the Treasurer finds to be earnings in excess of the yield on the Bonds	\$ 2,634	\$ -	\$ -	\$ (2,634)	\$ -	None
16W GO Bonds Series 2011A Excess Earnings	Debt Related	Office of Finance	To hold money that the Treasurer finds to be earnings in excess of the yield on the Bonds	\$ -	\$ -	\$ -	\$ -	\$ -	None
26G MICLA Revenue Bonds Series 2009D Construction	Public Works	Controller's Office	For the purpose of receiving and expending monies from the MICLA Series 2009-D Bonds	\$ -	\$ -	\$ -	\$ -	\$ -	None
26K MICLA Revenue Bonds Series 2010C Construction	Economic Development	Controller's Office	For the purpose of receiving and expending money from the sale of the MICLA series 2010-C Bonds	\$ 6,465	\$ -	\$ -	\$ -	\$ 6,465	None
27D MICLA Lease, Series 2019B (Real Property) Accounting	Debt Related	Controller's Office	For recording accounting transactions for the Series 2019-B MICLA to finance costs of acquisition of capital equipment for City use	\$ -	\$ -	\$ -	\$ -	\$ -	None
27G MICLA Lease, Series 2020-A (Capital Equipment) Accounting Fund	Debt Related	Controller's Office	For recording accounting transactions for the Series 2020-A MICLA	\$ -	\$ -	\$ -	\$ -	\$ -	None
27H MICLA Lease, Series 2020-B (Real Property) Accounting Fund	Debt Related	Controller's Office	For recording accounting transactions for the Series 2020-B MICLA	\$ -	\$ -	\$ -	\$ -	\$ -	None
40B Local Law Enforcement Block Grant	Community Safety	Mayor's Office	Record disbursements of the grant award from the Department of Justice Local Law Enforcement Block Grant	\$ 0	\$ -	\$ -	\$ -	\$ 0	29
40L LA Bridges Grant	Public Works	Economic and Workforce Development	Disbursement of grant funds from the Local Law Enforcement Block Grant for L.A. Bridges program	\$ -	\$ -	\$ -	\$ -	\$ -	None
41D Hollywood Problem Solving Partnership	Community Safety	Mayor's Office	To assist law enforcement and local community entities to analyze and identify responses to crime	\$ 1,828	\$ -	\$ -	\$ -	\$ 1,828	None
41H First Responder Grant	Community Safety	Mayor's Office	For the development of the First Responder Training Program	\$ 26,866	\$ -	\$ -	\$ -	\$ 26,866	None
41J Local Coastal Program Grant	Public Works	Planning	For planning and financial assistance of the Land Use Plan and Local Implementation Plan	\$ 43,775	\$ -	\$ 34,675	\$ -	\$ 9,100	None
41C Electronic Animal Identification Device	Social Services	Animal Services	For the implantation of animal electronic identification devices, or microchips	\$ 157	\$ 1	\$ -	\$ (158)	\$ -	None
43N Proposition K Bonds Matching Funds	Public Works	City Administrative Officer	For receipt of money from City and non-City sources that serve as matching money contributions	\$ -	\$ -	\$ -	\$ -	\$ -	None
45X Juvenile Accountability Incentive Block Grant	Community Safety	Mayor's Office	For juvenile crime prevention, education and job training programs	\$ 103,953	\$ -	\$ -	\$ -	\$ 103,953	None

SPECIAL PURPOSE REVENUE FUNDS (Cash Basis)

Fund Label	Function	Administering Department	Fund Purpose	Beginning Cash Balance for Fiscal Year	Revenue	Expense	Other Transactions	Ending Cash Balance as of June 30, 2022	Budget Sched. No.
46N LAUSD Outreach Program	Public Works	Mayor's Office	For the administration of a minority contracting outreach program	\$ -	\$ -	\$ -	\$ -	\$ -	None
47N Homeland Security Assistance	Community Safety	Mayor's Office	To fund the purchase of homeland security equipment and other necessary expenditures	\$ 1,734,378	\$ -	\$ -	\$ -	\$ 1,734,378	None
48C EPA Underground Storage Tank Fields Grant	Sanitation & Environment	Mayor's Office	To remediate former gas stations located in South and East Los Angeles and Wilmington	\$ 1,470	\$ -	\$ -	\$ -	\$ 1,470	None
50K Gang Reduction and Youth Development	Community Safety	Mayor's Office	For implementation of a Citywide Gang Reduction and Youth Development Zones across the City	\$ 44,227	\$ -	\$ -	\$ -	\$ 44,227	None
51L 2006 Ramona Gardens Gang Reduction and Youth Development (GYRD)	Community Safety	Mayor's Office	For the Ramona Gardens Gang Reduction and Youth Development Program	\$ 14,491	\$ -	\$ -	\$ -	\$ 14,491	None
43P Landscaping District 96-1 Assessment Bonds Series 2000	Public Works	City Administrative Officer	For projects as provided in the Bond indenture or added by the Council public hearing process	\$ -	\$ -	\$ -	\$ -	\$ -	None
54Q 2012 CalEMA Gang Reduction, Intervention and Prevention Program (CALGRIP) Grant	Community Safety	Mayor's Office	Track grant funds from state Emergency Management Agency for 2012 California Gang Reduction, Intervention and Prevention Program	\$ 5,894	\$ -	\$ -	\$ -	\$ 5,894	None
44S Landscaping District 96-1 Assessment Bonds Series 2001	Public Works	City Administrative Officer	For projects as provided in the Bond requirements or added by the Council's public hearing process	\$ -	\$ -	\$ -	\$ -	\$ -	None
55P 2013 CalEMA Gang Reduction, Intervention and Prevention Program (CALGRIP) Grant	Community Safety	Mayor's Office	To track California Board of State and Community Corrections grant award for LA California Gang Reduction, Intervention and Prevention Program	\$ 68,752	\$ -	\$ -	\$ -	\$ 68,752	None
46A Landscaping District 96-1 Assessment Bond Series 2002	Public Works	City Administrative Officer	For projects as provided in the Bond requirements or added by the Council public hearing process	\$ -	\$ -	\$ -	\$ -	\$ -	None
56A United States Agency for International Development Technical Assistance	Other	Mayor's Office	To record receipts and disbursements of grant funds from the U.S. Agency for International Development	\$ 2,292	\$ -	\$ -	\$ -	\$ 2,292	None
56C Council District 5 Avenue of the Stars Community Amenities	Other	City Clerk	For improvements to address neighborhood concerns for the area specified in the ordinance	\$ 227,229	\$ -	\$ -	\$ -	\$ 227,229	None
56H 2013 Second Chance Act Juvenile Reentry Grant	Community Safety	Mayor's Office	Support the development and implementation of comprehensive strategies to improve the juvenile offender reentry process and reduce recidivism	\$ -	\$ -	\$ -	\$ -	\$ -	None
54M 2011 Urban Areas Security Initiative Homeland Security Grant	Community Safety	Mayor's Office	Record receipts & disbursements for Fiscal Year 2011 Urban Area Security Initiative Homeland Security Grant.	\$ 19	\$ -	\$ -	\$ (19)	\$ -	None
57M 2015 CalEMA Gang Reduction, Intervention and Prevention Program (CALGRIP) Grant	Community Safety	Mayor's Office	For the receipt and disbursement of grant funds	\$ 25,294	\$ -	\$ -	\$ -	\$ 25,294	None
58H 2015 Urban Areas Security Initiative Homeland Security Grant	Community Safety	Mayor's Office	For the receipt and disbursement of grants funds from the Governor's Office of Emergency Services	\$ 59	\$ -	\$ -	\$ (59)	\$ -	29
58L Resilient Cities Initiative Grant	Other	Mayor's Office	For the receipts and disbursement of grant funds	\$ 221	\$ -	\$ -	\$ -	\$ 221	None
58S 2016 CalTrans Transitional Employment Services	Social Services	Mayor's Office	For the receipts and disbursement of funding under the Cooperative Agreement with Caltrans on Transitional Employment Services Litter Abatement Program for parolees and probationers within Caltrans Right of Way 60 mile radius	\$ 117,350	\$ -	\$ -	\$ -	\$ 117,350	None
58W 2016 Justice Assistance Grant	Community Safety	Mayor's Office	For the receipts and disbursement of FY16 JAG grant funds	\$ -	\$ -	\$ -	\$ -	\$ -	None
58X 2015 State Homeland Security Grant Program	Community Safety	Mayor's Office	For the receipt and disbursement of grant funds from the US Department of Homeland Security to the California Governor's Office of Emergency Services, in turn allocates to the County of Los Angeles as a sub-grantee.	\$ -	\$ -	\$ -	\$ -	\$ -	None
59E 2016 Urban Areas Security Initiative Homeland Security Grant	Community Safety	Mayor's Office	For the receipt and disbursement of grants funds from the Governor's Office of Emergency Services	\$ 71	\$ -	\$ -	\$ -	\$ 71	29
59L 2016 Safe and Thriving Communities Grant	Community Safety	Mayor's Office	For the receipt and disbursement of grants funds from the Department of Justice's Office of Juvenile Justice and Delinquency Prevention	\$ 19	\$ -	\$ -	\$ (19)	\$ -	None
396 Project Heavy - San Fernando Valley	Social Services	Mayor's Office	To fund Project HEAVY to divert young offenders away from the Criminal Justice System	\$ 11,129	\$ -	\$ -	\$ -	\$ 11,129	None
403 Project Heavy - West LA	Social Services	Mayor's Office	To fund Project HEAVY to divert young offenders away from the Criminal Justice System	\$ 5,506	\$ -	\$ -	\$ -	\$ 5,506	None
60F 2017 Urban Areas Security Initiative Homeland Security Grant	Community Safety	Mayor's Office	For the receipt and disbursement of grants funds from the Governor's Office of Emergency Services	\$ 6	\$ -	\$ -	\$ -	\$ 6	None
60Q 2017 Improving Criminal Justice Responses Grant	Community Safety	Mayor's Office	For the receipt and disbursement of grants funds from the US Department of Justice, Office on Violence Against Women	\$ -	\$ -	\$ -	\$ -	\$ -	29
60R 2018 California Violence Intervention And Prevention Program (CalVIP) Grant	Community Safety	Mayor's Office	For the receipt and disbursement of grants funds from the California Board of State and Community Corrections (BSCC)	\$ 37,795	\$ -	\$ -	\$ -	\$ 37,795	None
60Y E-Payables Rebate Fund	Other	Controller's Office	For the purpose of depositing e-payables rebate funds and providing resources for payment reconciliation, department and vendor support, and future maintenance and improvements to the e-payables process and systems.	\$ 594	\$ -	\$ -	\$ (594)	\$ -	None
61A Grand Canal/Linnie Canal Improvements	Streets	Street Lighting	To track funds for infrastructure development in the Grand Canal Court and Linnie Canal Court area	\$ 7,635	\$ -	\$ -	\$ -	\$ 7,635	None
61B Grand Canal/Carroll Canal Improvements	Streets	Street Lighting	To track funds for infrastructure development in the Grand Canal Court and Carroll Canal Court area	\$ 7,812	\$ -	\$ -	\$ -	\$ 7,812	None
61C Grand Canal/Howland Canal Improvements	Streets	Street Lighting	To track funds for infrastructure development in the Grand Canal Court and Howland Canal Court area	\$ 1,834	\$ -	\$ -	\$ -	\$ 1,834	None

SPECIAL PURPOSE REVENUE FUNDS (Cash Basis)

Fund Label	Function	Administering Department	Fund Purpose	Beginning Cash Balance for Fiscal Year	Revenue	Expense	Other Transactions	Ending Cash Balance as of June 30, 2022	Budget Sched. No.
61D Grand Canal Rehabilitation from Washington to Ballona Lagoon	Streets	Street Lighting	To track funds for improvements in the Grand Canal Court area, Washington Blvd to Ballona Lagoon	\$ 9,253	\$ -	\$ -	\$ -	\$ 9,253	None
61F Howland Canal Court Improvement District	Streets	Street Lighting	To track funds for improvements to Howland Canal Court, between Dell Ave and Eastern Canal	\$ 124,110	\$ -	\$ -	\$ -	\$ 124,110	None
61H Linnie Canal Court Improvement District	Streets	Street Lighting	To track funds for improvements to Linnie Canal Court, between Dell Ave and Eastern Canal	\$ 105,105	\$ -	\$ -	\$ -	\$ 105,105	None
61K Oxford Avenue and Hobart Boulevard Lighting District	Streets	Street Lighting	To track funds for improvements to the Oxford Avenue and Hobart Boulevard Lighting District	\$ 59,827	\$ -	\$ -	\$ -	\$ 59,827	None
61L Hortense Street and Irvine Avenue Lighting District	Streets	Street Lighting	To track funds for improvements to the Hortense Street and Irvine Avenue Lighting District	\$ 9,804	\$ -	\$ -	\$ -	\$ 9,804	None
61M Ottoman Street Near Arleta Avenue Lighting District	Streets	Street Lighting	To track funds for improvements to the Ottoman Street Lighting District	\$ 16,611	\$ -	\$ -	\$ -	\$ 16,611	None
61N Wilton Drive and Ridgewood Place Lighting District	Streets	Street Lighting	To track funds for improvements to the Wilton Drive and Ridgewood Place Lighting District	\$ 9,803	\$ -	\$ -	\$ -	\$ 9,803	None
61P Windsor Square Lighting District	Streets	Street Lighting	To track cash assessments and proceeds from the sale of bonds for the proposed improvements	\$ 35,000	\$ -	\$ -	\$ -	\$ 35,000	None
62C 2018 Increased Access to Services Program (KU) Grant Program	Community Safety	Mayor's Office	For the receipt and disbursement of grants funds	\$ -	\$ -	\$ -	\$ -	\$ -	None
473 Computerized Information Center for the Disabled	Social Services	Disability	Computerized Information Center for the Disabled	\$ 70,094	\$ -	\$ -	\$ -	\$ 70,094	None
654 Operation ABC	Community Safety	Mayor's Office	To track grant funds from the Department of Alcoholic Beverage Control for the Operation ABC Los Angeles Program	\$ -	\$ -	\$ -	\$ -	\$ -	None
63A California Board of State and Community Corrections (BSCC) FY 2019 Mental Health Training Grant	Community Safety	Police	For the receipt and disbursement of grants funds	\$ 117,518	\$ -	\$ -	(117,518)	\$ -	None
15L GO Bonds Series 2002A Animal Shelter Facilities Construction	Social Services	Engineering	Sale of bonds for Animal Shelter Facilities	\$ 39,593	\$ -	\$ -	\$ -	\$ 39,593	None
40F Community Based Services Program AB2800	Social Services	Aging	Assist seniors and functionally impaired adults to live independently in their community	\$ 36,015	\$ -	\$ -	\$ -	\$ 36,015	None
63R FY2020 Legislative Pre-Disaster Mitigation(LPDM) Fund	Community Safety	Mayor's Office	For the receipt and disbursement of the Fiscal Year 2020 Legislative Pre-Disaster Mitigation Grant	\$ -	\$ -	\$ -	\$ -	\$ -	None
64B 2019 Justice Assistance Grant	Community Safety	Mayor's Office	For the receipt and disbursement of grant funds	\$ -	\$ -	\$ -	\$ -	\$ -	None
42H Juvenile Justice and Delinquency Prevention	Social Services	Mayor's Office	Funding for the Juvenile Justice and Delinquency Prevention Program	\$ 54,866	\$ -	\$ -	\$ -	\$ 54,866	None
56J California Career Pathways	Social Services	Economic and Workforce Development	For the receipt and disbursement of grant funds	\$ -	\$ -	\$ -	\$ -	\$ -	None
54D State Housing and Community Development Disaster Recovery Initiative	Housing & Homelessness	Los Angeles Housing Department	To track State Housing and Community development recovery funds for the 2008 Sayre Wildfire	\$ -	\$ -	\$ -	\$ -	\$ -	None
57E Supplemental Nutrition Assistance Program - Education	Social Services	Aging	To record receipts and disbursements for U.S. Department of Agriculture's East Smart Living program	\$ 2	\$ -	\$ -	\$ -	\$ 2	None
64V 2020 Justice Assistance Grant	Community Safety	Mayor's Office	For the receipt and disbursement of grants funds	\$ -	\$ -	\$ -	\$ -	\$ -	None
64W FY2021 Regional Catastrophic Preparedness Grant - Program Fund	Community Safety	Mayor's Office	For the receipt and disbursement of grants funds	\$ -	\$ -	\$ -	\$ -	\$ -	None
65F EDA CARES Revolving Loan Fund	Economic Development	Economic and Workforce Development	to record the receipts and disbursements of the monies from the US Department of Commerce, Economic Development Administration's (EDA) Financial Assistance Award Number 07-79-07609, under the CARES Program	\$ -	\$ -	\$ -	\$ -	\$ -	None
64R SB 2 Permanent Local Housing Allocation	Housing & Homelessness	Los Angeles Housing Department	For the receipt and disbursement of monies from the source	\$ -	\$ -	\$ 43,456	\$ 43,456	\$ -	29
65N Californians For All Youth Workforce Development	Economic Development	Economic and Workforce Development	For the receipt and disbursement of monies from the source	\$ -	\$ -	\$ 26,803	\$ 26,803	\$ -	None
65R 2021 Urban Areas Security Initiative (UASI) Homeland Security Grant	Community Safety	Mayor's Office	For the receipt and disbursement of grants funds	\$ -	\$ -	\$ -	\$ -	\$ -	None
55K 2012 Community-Based Violence Prevention Demonstration Program Grant	Community Safety	Mayor's Office	Record funds for Department Of Justice's Office of Juvenile Justice & Delinquency Prevention Proyecto Palabra grant	\$ -	\$ -	\$ -	\$ -	\$ -	None
70K Wastewater System Revenue Bond 2010A Construction	Sanitation & Environment	Sanitation	To track funds used to finance improvements to the City's wastewater collection and treatment	\$ -	\$ -	\$ -	\$ -	\$ -	None
75N Wastewater System Revenue Bonds 2017A (Green Bonds) Construction	Sanitation & Environment	Sanitation	To track funds used to finance improvements to the City's wastewater collection and treatment	\$ -	\$ -	\$ -	\$ -	\$ -	None
55Y 2013 Urban Areas Security Initiative Homeland Security Grant	Community Safety	Mayor's Office	To record receipts and disbursements of grant funds from the U.S. Department of Homeland Security	\$ 10,131	\$ -	\$ -	(10,131)	\$ -	None
56Y 2014 Urban Areas Security Initiative Homeland Security Grant	Community Safety	Mayor's Office	For the receipt and disbursement of grants funds from the Governor's Office of Emergency Services	\$ 25	\$ -	\$ -	(25)	\$ -	None
70F General Wastewater System Construction Project	Sanitation & Environment	Sanitation	To track funds used to construct the City's wastewater system	\$ -	\$ -	\$ -	\$ -	\$ -	None
A68 GO Bonds Series 2009 Debt Service	Debt Related	Office of Finance	To pay principal and interest on the Bonds for the repayment of transfers from the City Reserve Fund	\$ 133,597	\$ -	\$ -	(133,597)	\$ -	None
W41 Wastewater System Revenue Bonds 2002A Refunding	Debt Related	Sanitation	To pay interest and principal on the bonds	\$ -	\$ -	\$ -	\$ -	\$ -	None
W51 Wastewater System Revenue Bonds 2005A Debt Service	Debt Related	Sanitation	To pay interest and principal on the bonds	\$ -	\$ -	\$ -	\$ -	\$ -	None
W53 Wastewater System Revenue Bonds Refunding Series 2005A-D	Debt Related	Sanitation	To pay interest and principal on the bonds	\$ -	\$ -	\$ -	\$ -	\$ -	None
W98 Wastewater System Subordinate Revenue Bonds, Series 2022A Accounting Fund	Debt Related	Controller's Office	to record accounting transactions related to the Series 2022-A and Series 2022-B Bonds	\$ -	\$ -	\$ 110,974,598	\$ 110,976,000	\$ 1,402	None
W99 Wastewater System Subordinate Revenue Bonds, Series 2022B Accounting Fund	Debt Related	Controller's Office	to record accounting transactions related to the Series 2022-A and Series 2022-B Bonds	\$ -	\$ -	\$ 69,993,944	\$ 70,000,000	\$ 6,056	None
X99 Bond Redemption Interest Bonded Debt Indemnification	Debt Related	Office of Finance	To pay interest and principal on the bonds	\$ 267,964	\$ -	\$ -	(315)	\$ 267,649	None

SPECIAL PURPOSE REVENUE FUNDS (Cash Basis)

Fund Label	Function	Administering Department	Fund Purpose	Beginning Cash Balance for Fiscal Year	Revenue	Expense	Other Transactions	Ending Cash Balance as of June 30, 2022	Budget Sched. No.
A69 GO Bonds Series 2011A Debt Service	Debt Related	Office of Finance	To pay principal and interest on the Bonds for the repayment of transfers from the City Reserve Fund	\$ 1,073,538	\$ -	\$ -	\$ (1,073,538)	\$ -	None
884 Council District 4 Public Safety	Other	City Clerk	Tracks gifts and contributions made to assist LAPD operations within CD 4						None
A70 GO Refunding Series 2011B Debt Service	Debt Related	Office of Finance	To pay principal and interest on the Bonds for the repayment of transfers from the City Reserve Fund	\$ 39,136,163	\$ -	\$ 33,674,125	\$ (5,462,038)	\$ -	None
16X GO Bonds Series 2011B Excess Earnings	Debt Related	Office of Finance	To hold money that the Treasurer finds to be earnings in excess of the yield on the Bonds						None
16Y GO Bonds Series 2012A Excess Earnings	Debt Related	Office of Finance	To hold money that the Treasurer finds to be earnings in excess of the yield on the Bonds						None
17D GO Bonds Refunding Series 2018B (Tax-Exempt) Excess Earnings	Debt Related	Office of Finance	To hold money that the Treasurer finds to be earnings in excess of the yield on the Bonds						None
17F GO Bonds Refunding Series 2021B (Tax-Exempt), Excess Earnings	Debt Related	Office of Finance	To hold money that the Treasurer finds to be earnings in excess of the yield on the Bonds						None
A71 GO Refunding Series 2012A Debt Service	Debt Related	Office of Finance	To pay principal and interest on the Bonds for the repayment of transfers from the City Reserve Fund	\$ 28,780,538	\$ -	\$ 24,626,425	\$ (4,154,113)	\$ -	None
B07 Judgment Obligation Bonds Series 2010A Debt Service	Debt Related	City Administrative Officer	For the payment of principal of premium, if any, and interest on the bonds.	\$ 7,418	\$ 18	\$ -	\$ (7,436)	\$ -	None
46G Illegal Dumping Reward Program	Sanitation & Environment	City Clerk	Payment of rewards to persons who have provided information of persons committing illegal dumping						None
55T Cornfield Arroyo Seco Specific Plan Floor Area Payment	Parks	Planning	For the Arroyo Seco Specific Plan, to provide community benefits to the Plan area						None
58C 2015 Justice Assistance Grant	Community Safety	Mayor's Office	For the receipts and disbursement of grant funds						None
59J Warner Center Cultural Amenities	Arts/Culture/Tourism	Planning	To receive, retain and disburse funds required to be collected and deposited per Ordinance No. 182766, the Warner Center 2035 Plan						None
59K Grand Avenue Hotel Project	Economic Development	City Administrative Officer	For the receipt, retention and disbursement of all monies apportioned by the Mayor and City Council as hotel development incentive payments for the development of the Grand Avenue Hotel Project.						None
60G Cambria Hotel Project	Economic Development	City Administrative Officer	For the receipt, retention and disbursement of all monies apportioned by the Mayor and City Council as hotel development incentive payments for the development of the Cambria Hotel Project.						None
64Y Cultural Affairs Trust Fund: Art Funds Transferred From Cra/La	Arts/Culture/Tourism	Cultural Affairs	to track the art funds transferred from the CRA/LA to the DCA						None
64F California Local Equity Grant Program	Social Services	Cannabis Regulation	For the receipt and disbursement of grants funds						None
64H Civil And Human Rights Community Engagement Fund	Social Services	Civil, Human Rights and Equity Department	For the receipt and disbursement of funds						None
65A State Specified Grant Projects Fund Alliance For Community Empowerment	Social Services	Engineering	To record respectively of each project receipt and disbursement of grant funds from the California Natural Resources Agency						None
65B State Specified Grant Projects Fund Chinese American Museum	Arts/Culture/Tourism	Engineering	To record respectively of each project receipt and disbursement of grant funds from the California Natural Resources Agency						None
65C State Specified Grant Projects Fund Discovery Cube Los Angeles	Arts/Culture/Tourism	Sanitation	To record respectively of each project receipt and disbursement of grant funds from the California Natural Resources Agency						None
65D State Specified Grant Projects Fund Little Tokyo Service Center Terasaki Budokan	Social Services	Cultural Affairs	To record respectively of each project receipt and disbursement of grant funds from the California Natural Resources Agency						None
65E State Specified Grant Projects Fund YMCA Weingart Center	Social Services	Community Investment for Families Department	To record respectively of each project receipt and disbursement of grant funds from the California Natural Resources Agency						None
65H Telecommunication Development Fund	Other	ITA	For the receipt and disbursement of monies from the source						20
65L State Homekey	Housing & Homelessness	Los Angeles Housing Department	For the receipt and disbursement of monies from the source						None
65M HOME-ARP	Housing & Homelessness	Los Angeles Housing Department	For the receipt and disbursement of monies from the source						None
65J PEG Development	Other	ITA	For the receipt and disbursement of monies from the source						None
74P Wastewater System Revenue Bonds 2010A Rebate	Debt Related	Sanitation	Holds earnings from the investment of Wastewater bond sale earnings above federal arbitrage limits						None
74Q Wastewater System Revenue Bonds 2010B Rebate	Debt Related	Sanitation	Holds earnings from the investment of Wastewater bond sale earnings above federal arbitrage limits						None
74R Wastewater System Revenue Bonds 2010A Rebate	Debt Related	Sanitation	Holds earnings from the investment of Wastewater bond sale earnings above federal arbitrage limits						None
74T Wastewater System Revenue Bonds 2012A Rebate	Debt Related	Sanitation	Holds earnings from the investment of Wastewater bond sale earnings above federal arbitrage limits						None
74X Wastewater System Subordinate Revenue Bonds 2012A Rebate	Debt Related	Sanitation	Holds earnings from the investment of Wastewater bond sale earnings above federal arbitrage limits						None
74Y Wastewater System Revenue Bonds 2012B Rebate	Debt Related	Sanitation	Holds earnings from the investment of Wastewater bond sale earnings above federal arbitrage limits						None
75A Wastewater System Revenue Bonds 2012C Rebate	Debt Related	Sanitation	Holds earnings from the investment of Wastewater bond sale earnings above federal arbitrage limits						None
75D Wastewater System Subordinate Revenue Bonds 2013A Rebate	Debt Related	Sanitation	Holds earnings from the investment of Wastewater bond sale earnings above federal arbitrage limits						None

SPECIAL PURPOSE REVENUE FUNDS (Cash Basis)

Fund Label	Function	Administering Department	Fund Purpose	Beginning Cash Balance for Fiscal Year	Revenue	Expense	Other Transactions	Ending Cash Balance as of June 30, 2022	Budget Sched. No.
75F Wastewater System Revenue Bonds 2013A Rebate	Debt Related	Sanitation	Holds earnings from the investment of Wastewater bond sale earnings above federal arbitrage limits						None
75G Wastewater System Revenue Bonds 2013B Rebate	Debt Related	Sanitation	Holds earnings from the investment of Wastewater bond sale earnings above federal arbitrage limits						None
75H Wastewater System Revenue Bonds 2015A Rebate	Debt Related	Sanitation	Holds earnings from the investment of Wastewater bond sale earnings above federal arbitrage limits						None
75J Wastewater System Revenue Bonds Refunding 2015B Rebate	Debt Related	Sanitation	Holds earnings from the investment of Wastewater bond sale earnings above federal arbitrage limits						None
75K Wastewater System Revenue Bonds Refunding 2015C Rebate	Debt Related	Sanitation	Holds earnings from the investment of Wastewater bond sale earnings above federal arbitrage limits						None
75L Wastewater System Revenue Bonds Refunding 2015D Rebate	Debt Related	Sanitation	Holds earnings from the investment of Wastewater bond sale earnings above federal arbitrage limits						None
75M Wastewater System Revenue Bonds Refunding 2015A Rebate	Debt Related	Sanitation	Holds earnings from the investment of Wastewater bond sale earnings above federal arbitrage limits						None
75P Wastewater System Revenue Bonds 2017A Rebate	Debt Related	Sanitation	Holds earnings from the investment of Wastewater bond sale earnings above federal arbitrage limits						None
75Q Wastewater System Revenue Bonds Refunding 2017B Rebate	Debt Related	Sanitation	Holds earnings from the investment of Wastewater bond sale earnings above federal arbitrage limits						None
75S Wastewater System Subordinate Revenue Bonds 2018A Rebate	Debt Related	Sanitation	Holds earnings from the investment of Wastewater bond sale earnings above federal arbitrage limits						None
75T Wastewater System Subordinate Revenue Bonds Series 2018B Rebate Refunding	Debt Related	Sanitation	Holds earnings from the investment of Wastewater bond sale earnings above federal arbitrage limits						None
75V Wastewater System Subordinate Revenue Bonds 2018C Rebate Variable Rate Refunding	Debt Related	Sanitation	Holds earnings from the investment of Wastewater bond sale earnings above federal arbitrage limits						None
W77 Wastewater System Revenue Bonds 2012D Debt Service	Debt Related	Sanitation	To pay interest and principal on the bonds						None
W92 Wastewater System Subordinate Revenue Bonds Debt Service Fund, Series 2021 (WIFIA)	Debt Related	Sanitation	To pay interest and principal on the bonds						None
W93 Wastewater System Subordinate Revenue Bonds Series 2021 (WIFIA) Accounting Fund	Debt Related	Controller's Office	To record accounting transactions for the Series 2021 WIFIA Bond financing						None
W97 Wastewater System Subordinate Revenue Bonds Accounting Fund For Prior CP Issuance	Debt Related	Controller's Office	transferring previous accounting transactions related to the retirement of Wastewater System Commercial Paper Revenue Notes						None
661				\$ 4,589,949,992	\$ 7,044,128,716	\$ 6,127,809,214	\$ (72,534,764)	\$ 5,433,734,730	

PROPRIETARY DEPARTMENT FUNDS (Cash Basis)

Fund Label	Function Rev	Administering Department	Fund Purpose	Beginning Cash Balance for Fiscal Year	Revenue	Expense	Other Transactions	Ending Cash Balance as of June 30, 2022	Budget Sched. No.
J88 Power System Revenue Bonds Commercial Paper Debt Service	Debt Related	Water and Power	To pay for the principal and interest payable on the outstanding bonds	\$ -	\$ -	\$ -	\$ -	\$ -	None
J8A Power System Revenue Bonds 2019D Debt Service	Debt Related	Water and Power	To be used to pay costs of issuance of the bond	\$ 7,044,142	\$ 14,081,146	\$ 14,076,500	\$ -	\$ 7,048,788	None
J8C Power System Revenue Bonds 2020A Debt Service	Debt Related	Water and Power	To be used to refund the Refunded Bonds and to pay costs of issuance of the bond	\$ 8,467,277	\$ 16,929,564	\$ 16,924,000	\$ -	\$ 8,472,842	None
J8D Power System Revenue Bonds 2020 Series B, Bond Service Fund	Debt Related	Water and Power	To be used to pay costs of issuance of the bond	\$ 10,832,669	\$ 21,665,107	\$ 21,654,000	\$ -	\$ 10,839,776	None
J8F Power System Revenue Bonds 2021 Series A, Bond Service Fund	Debt Related	Water and Power	To be used to pay costs of issuance of the bond	\$ -	\$ 968,261	\$ 968,261	\$ -	\$ -	None
J8I Power System Revenue Bonds 2021 Series B, Bond Service Fund	Debt Related	Water and Power	To be used to pay costs of issuance of the bond	\$ -	\$ 100,225,501	\$ 10,257,166	\$ -	\$ 89,768,335	None
J8H Power System Revenue Bonds 2021 Series B, Bond Service Fund	Debt Related	Water and Power	To pay costs of Capital Improvement to the Power System	\$ -	\$ 9,555	\$ -	\$ (9,555)	\$ -	None
J8K Power System Revenue Bonds 2021 Series C, Bond Service Fund	Debt Related	Water and Power	To be used to pay costs of issuance of the bond	\$ -	\$ 11,355,750	\$ -	\$ -	\$ 11,355,750	None
J8L Power System Revenue Bonds 2021 Series C, Bond Service Fund	Debt Related	Water and Power	To pay costs of Capital Improvement to the Power System	\$ -	\$ 388,485,171	\$ 388,471,112	\$ (14,059)	\$ -	None
J8M Power System Revenue Bonds 2022 Series A, Bond Service Fund	Debt Related	Water and Power	To be used to pay costs of issuance of the bond	\$ -	\$ 7,708,333	\$ -	\$ -	\$ 7,708,333	None
J8N Power System Revenue Bonds 2022 Series A, Construction Fund	Debt Related	Water and Power	To pay costs of Capital Improvement to the Power System	\$ -	\$ 481,470,772	\$ 481,408,088	\$ -	\$ 62,584	None
J8P Power System Revenue Bonds 2022 Series B, Bond Service Fund	Debt Related	Water and Power	To be used to pay costs of issuance of the bond	\$ -	\$ 3,550,000	\$ -	\$ -	\$ 3,550,000	None
J8Q Power System Revenue Bonds 2022 Series B, Construction Fund	Debt Related	Water and Power	To pay costs of Capital Improvement to the Power System	\$ -	\$ 426,718,834	\$ -	\$ -	\$ 426,718,834	None
J8R Power System Revenue Bonds 2022 Series C, Bond Service Fund	Debt Related	Water and Power	To refinance certain outstanding Power System Revenue Bonds and to pay costs of issuance of the bond	\$ -	\$ -	\$ -	\$ -	\$ -	None
J91 Power System Revenue Bonds 2005A Debt Service	Debt Related	Water and Power	To pay for the principal and interest payable on the outstanding bonds	\$ -	\$ -	\$ -	\$ -	\$ -	None
J96 Power System Revenue Bonds 2007A Debt Service	Debt Related	Water and Power	To pay for the principal and interest payable on the outstanding bonds	\$ -	\$ -	\$ -	\$ -	\$ -	None
K70 Electric Plant Revenue Bonds Issuance of 1973 Reserve	Debt Related	Water and Power	To pay for the principal and interest payable on the outstanding bonds	\$ 51,808	\$ -	\$ -	\$ (9,540)	\$ 42,268	None
K71 Electric Plant Revenue Bonds Second Issuance of 1973 Reserve	Debt Related	Water and Power	To pay for the principal and interest payable on the outstanding bonds	\$ 131,025	\$ -	\$ -	\$ -	\$ 131,025	None
K87 Electric Plant Revenue Bonds Second Issuance of 1977 Reserve	Debt Related	Water and Power	To pay for the principal and interest payable on the outstanding bonds	\$ 116,954	\$ -	\$ -	\$ (688)	\$ 116,266	None
M1A Water System Revenue Bonds 2013B Debt Service	Debt Related	Water and Power	To pay principal and interest on outstanding bonds	\$ 21,104,772	\$ 32,384,337	\$ 28,952,250	\$ -	\$ 24,536,859	None
M1C Water System Revenue Bonds 2014A Debt Service	Debt Related	Water and Power	To pay principal and interest on outstanding bonds	\$ 10,204,392	\$ 16,780,458	\$ 16,673,250	\$ -	\$ 10,311,599	None
M1F Los Angeles Reservoir Ultraviolet Light Treatment Plant Debt Service	Other	Water and Power	CA State water resources control for safe drinking water	\$ -	\$ 5,829,895	\$ 5,829,895	\$ -	\$ -	None
M1G Los Angeles Reservoir Ultraviolet Light Treatment Plant Reserve	Other	Water and Power	CA State water resources control for safe drinking water	\$ 786,639	\$ 592,730	\$ -	\$ -	\$ 1,379,369	None
M1H D15-02014 Eagle Rock Reservoir Cover Replacement Debt Service	Debt Related	Water and Power	CA State water resources control for safe drinking water	\$ -	\$ 236,048	\$ 236,048	\$ -	\$ -	None
M1J D15-02014 Eagle Rock Reservoir Cover Replacement Reserve	Other	Water and Power	CA State water resources control for safe drinking water	\$ 130,618	\$ 25,171	\$ -	\$ -	\$ 155,789	None
M1K Water System Revenue Bonds 2016A Debt Service	Debt Related	Water and Power	To pay principal and interest on outstanding bonds	\$ 17,851,501	\$ 35,714,214	\$ 30,409,675	\$ -	\$ 23,156,039	None
M1M Water System Revenue Bonds 2016B Debt Service	Debt Related	Water and Power	To pay principal and interest on outstanding bonds	\$ 9,444,299	\$ 16,063,602	\$ 15,982,375	\$ -	\$ 9,525,526	None
M1Q Water System Revenue Bonds 2017A Debt Service	Debt Related	Water and Power	To pay principal and interest on outstanding bonds	\$ 14,186,685	\$ 32,274,734	\$ 27,108,650	\$ -	\$ 19,302,769	None
M1T Water System Revenue Bonds 2018A Debt Service	Debt Related	Water and Power	To pay principal and interest on outstanding bonds	\$ 5,792,686	\$ 11,553,955	\$ 11,550,000	\$ -	\$ 5,796,650	None
M1W D17-02082 Elysian Reservoir Water Quality Improvement Debt Service	Debt Related	Water and Power	CA State water resources control for safe drinking water	\$ -	\$ 334,304	\$ 334,304	\$ -	\$ -	None
M1W D17-02082 Elysian Reservoir Water Quality Improvement Reserve	Debt Related	Water and Power	CA State water resources control for safe drinking water	\$ 81,539	\$ 34,420	\$ -	\$ -	\$ 115,959	None
M1X CalConserve Loan 4600001253Z, Debt Service	Debt Related	Water and Power	For the Institutional Water Use Efficiency Loan Program	\$ -	\$ -	\$ -	\$ -	\$ -	None
M1Y CalConserve Loan 4600001253Z, Reserve	Debt Related	Water and Power	For the Institutional Water Use Efficiency Loan Program	\$ -	\$ -	\$ -	\$ -	\$ -	None
M2A CalConserve Loan 4600001253Z, Water Use Efficiency Loan, Non-Interest Bearing	Debt Related	Water and Power	For the Institutional Water Use Efficiency Loan Program	\$ 1,000,000	\$ -	\$ -	\$ -	\$ 1,000,000	None
M2B Water System Revenue Bonds 2018 B Debt Service	Debt Related	Water and Power	To pay principal and interest on outstanding bonds	\$ 14,430,850	\$ 24,894,492	\$ 24,756,163	\$ -	\$ 14,569,180	None
M2D D17-02079 Upper Stone Canyon Reservoir Water Quality Improvement Debt Service	Debt Related	Water and Power	California state water resources control for safe drinking water	\$ -	\$ 1,154,282	\$ 1,154,282	\$ -	\$ -	None
M2E D17-02079 Upper Stone Canyon Reservoir Water Quality Improvement Reserve	Debt Related	Water and Power	California state water resources control for safe drinking water	\$ 192,414	\$ 117,786	\$ -	\$ -	\$ 310,200	None
M2F D17-02080 99th Street Wells Ammoniation Station Debt Service	Debt Related	Water and Power	California state water resources control for safe drinking water	\$ -	\$ 335,063	\$ 335,063	\$ -	\$ -	None
M2G D17-02080 99th Street Wells Ammoniation Station Reserve	Debt Related	Water and Power	California state water resources control for safe drinking water	\$ 66,286	\$ 34,314	\$ -	\$ -	\$ 100,600	None
M2H D17-02081 Headworks West Reservoir Debt Service	Debt Related	Water and Power	California state water resources control for safe drinking water	\$ -	\$ 6,388,898	\$ 6,388,898	\$ -	\$ -	None
M2I D17-02081 Headworks West Reservoir Reserve	Debt Related	Water and Power	California state water resources control for safe drinking water	\$ -	\$ 639,984	\$ -	\$ -	\$ 639,984	None
M2X Water System Revenue Bonds 2019A Debt Service Fund	Debt Related	Water and Power	To pay principal and interest on outstanding bonds	\$ -	\$ -	\$ -	\$ -	\$ -	None
M2M Water System Revenue Bonds 2020 Series A, Bond Service Fund	Debt Related	Water and Power	To pay principal and interest on outstanding bonds	\$ 8,804,049	\$ 13,917,159	\$ 13,815,375	\$ -	\$ 8,905,833	None
M2P Water System Revenue Bonds 2020 Series B, Bond Service Fund	Debt Related	Water and Power	To pay principal and interest on outstanding bonds	\$ 2,345,118	\$ 4,690,100	\$ 4,688,600	\$ -	\$ 2,346,618	None
M2Q Water System Revenue Bonds 2020 Series C, Bond Service Fund	Debt Related	Water and Power	To pay principal and interest on outstanding bonds	\$ 11,144,489	\$ 11,872,539	\$ 17,078,364	\$ -	\$ 5,938,664	None
M2R Water System Revenue Bonds 2021 Series A, Bond Service Fund	Debt Related	Water and Power	To be used to pay costs of issuance of the bond	\$ -	\$ 700,885	\$ 700,885	\$ -	\$ -	None
M2T Water System Revenue Bonds 2021 Series B, Bond Service Fund	Debt Related	Water and Power	To be used to pay costs of issuance of the bond	\$ -	\$ 7,982,211	\$ 4,012,342	\$ -	\$ 3,969,770	None
M2U Water System Revenue Bonds 2021 SERIES C, Construction Fund	Debt Related	Water and Power	To pay costs of capital improvements to the Water System.	\$ 112,512,375	\$ -	\$ -	\$ (6,627)	\$ -	None
M2W Water System Revenue Bonds 2022 Series B, Bond Service Fund	Debt Related	Water and Power	To be used to pay costs of issuance of the bond	\$ -	\$ 5,784,778	\$ -	\$ -	\$ 5,784,778	None
M2X Water System Revenue Bonds 2022 Series B, Construction Fund	Debt Related	Water and Power	To pay costs of capital improvements to the Water System.	\$ -	\$ 259,506,218	\$ 259,470,000	\$ -	\$ 36,218	None
M2Y D21-02029 Headworks Flow Control Station, Debt Service Fund	Debt Related	Water and Power	CA State Water Resources Control for Safe Drinking Water	\$ -	\$ -	\$ -	\$ -	\$ -	None
M3A D21-02029 Headworks Flow Control Station, Reserve Fund	Debt Related	Water and Power	CA State Water Resources Control for Safe Drinking Water	\$ -	\$ -	\$ -	\$ -	\$ -	None
M3B Water System Revenue Bonds 2022 Series C, Bond Service Fund	Debt Related	Water and Power	To be used to pay costs of issuance of the bond	\$ -	\$ -	\$ -	\$ -	\$ -	None
M3C Water System Revenue Bonds 2022 Series C, Construction Fund	Debt Related	Water and Power	To pay costs of capital improvements to the Water System.	\$ -	\$ 41,000,000	\$ -	\$ -	\$ 41,000,000	None
M4A Water System Revenue Bonds 2001C Debt Service	Debt Related	Water and Power	To deposit sums as outlined in the resolution to the Interest, Principal and Sinking Fund Accounts	\$ 12	\$ -	\$ -	\$ -	\$ 12	None
M52 Water Works Revenue Bonds 1989 Reserve	Debt Related	Water and Power	Moneys from Water Revenue fund shall be transferred to Fiscal Agent for deposit in Bond Service Fund	\$ -	\$ -	\$ -	\$ -	\$ -	None
M5E Water System Revenue Bonds 2003B Debt Service	Debt Related	Water and Power	To pay principal and interest payable on outstanding bonds	\$ -	\$ -	\$ -	\$ -	\$ -	None
M7B Water System Revenue Bonds 2005A Debt Service	Debt Related	Water and Power	To pay principal and interest on outstanding bonds	\$ -	\$ -	\$ -	\$ -	\$ -	None
M8B Water Works Refunding Revenue Bonds 1998 Debt Service	Debt Related	Water and Power	To pay for the principal and interest payable on the outstanding bonds	\$ 2,518	\$ 2,806,700	\$ 2,806,700	\$ -	\$ 2,518	None
M8B Water System Revenue Bonds 2007A Debt Service	Debt Related	Water and Power	To pay for the principal and interest payable on the outstanding bonds	\$ -	\$ -	\$ -	\$ -	\$ -	None
M96 Water Works Refunding Revenue Bonds 1977 Redemption	Debt Related	Water and Power	Funds to be applied to redeem the bonds	\$ 60,000	\$ -	\$ -	\$ -	\$ 60,000	None
M9B Water System Revenue Bonds 2009A Debt Service	Debt Related	Water and Power	To pay principal and interest on outstanding bonds	\$ -	\$ -	\$ -	\$ -	\$ -	None
M9E Water System Revenue Bonds 2009B Debt Service	Debt Related	Water and Power	To pay principal and interest on outstanding bonds	\$ -	\$ -	\$ -	\$ -	\$ -	None
M9H Water System Revenue Bonds 2009C Debt Service	Debt Related	Water and Power	To pay principal and interest on outstanding bonds	\$ 41,135,009	\$ 50,738,303	\$ 50,349,160	\$ -	\$ 41,524,151	None
M9I Water System Revenue Bonds 2010A Debt Service	Debt Related	Water and Power	To pay principal and interest on outstanding bonds	\$ 12,965,321	\$ 25,930,641	\$ 25,930,641	\$ -	\$ 12,965,321	None
M9P Water System Revenue Bonds 2011A Debt Service	Debt Related	Water and Power	To pay principal and interest on outstanding bonds	\$ -	\$ -	\$ -	\$ -	\$ -	None
M9R Water System Revenue Bonds 2012A Debt Service	Debt Related	Water and Power	To pay principal and interest on outstanding bonds	\$ 7,000,875	\$ 12,171,569	\$ 19,085,224	\$ -	\$ 87,220	None
M9T Water System Revenue Bonds 2012B Debt Service	Debt Related	Water and Power	To pay principal and interest on outstanding bonds	\$ 8,142,930	\$ 14,160,921	\$ 22,204,583	\$ -	\$ 99,268	None
M9W Water System Revenue Bonds 2012C Debt Service	Debt Related	Water and Power	To pay principal and interest on outstanding bonds	\$ 2,344,633	\$ 13,483,341	\$ 6,216,241	\$ -	\$ 9,612,333	None
M9Y Water System Revenue Bonds 2013A Debt Service	Debt Related	Water and Power	To pay principal and interest on outstanding bonds	\$ 7,716,272	\$ 8,612,541	\$ 9,296,606	\$ -	\$ 7,032,207	None
M42 Water System Revenue Bonds 2001B Debt Service	Debt Related	Water and Power	To pay principal and interest on outstanding bonds	\$ -	\$ -	\$ -	\$ -	\$ -	None
145				\$ 6,430,954,117	\$ 16,798,132,144	\$ 16,602,228,698	\$ 23,351,438	\$ 7,250,209,000	

SCHEDULE 5

PENSION AND RETIREMENT FUNDS (Cash Basis)

Fund Label	Function	Administering Department	Fund Purpose	Beginning Cash Balance for Fiscal Year	Revenue	Expenses	Other Transactions	Ending Cash Balance as of June 30, 2022	Budget Sched. No.
800 City Employees Retirement	Other	City Employees Retirement System	For the implementation and administration of the City employees' retirement allowances and Other Post Employment Benefits (OPEB)	\$ 3,000,394	\$ 657,682,226	\$ 1,376,145,536	\$ 719,567,814	\$ 4,104,898	12
801 Fire and Police Tier 1 Service Pension	Other	Fire and Police Pensions	Fire and Police Tier 1 Service Pension Fund	\$ 6,046	\$ 65	\$ -	\$ -	\$ 6,111	None
802 Fire and Police Tier 1 General Pension	Other	Fire and Police Pensions	Fire and Police Tier 1 General Pension Fund	\$ 4,028	\$ 15,049,066	\$ -	\$ (15,049,066)	\$ 4,028	None
803 Fire and Police Tier 2 Service Pension	Other	Fire and Police Pensions	Fire and Police Tier 2 Service Pension Fund	\$ 17,536	\$ 274,002	\$ -	\$ (200,000)	\$ 91,538	None
804 Fire and Police Tier 2 General Pension	Other	Fire and Police Pensions	Fire and Police Tier 2 General Pension Fund	\$ 472,475	\$ 64,719,498	\$ 22,630,525	\$ (41,782,940)	\$ 778,509	None
805 Fire and Police Tier 3 Service Pension	Other	Fire and Police Pensions	Fire and Police Tier 3 Service Pension Fund	\$ 223,136	\$ 5,445,411	\$ 3,344	\$ (5,426,000)	\$ 239,202	None
806 Fire and Police Tier 3 General Pension	Other	Fire and Police Pensions	Fire and Police Tier 3 General Pension Fund	\$ 10,731	\$ 23,115,403	\$ -	\$ (23,114,474)	\$ 11,660	None
807 Water and Power Employee Death Benefits	Other	Water and Power	A separate trust fund required for the funding and disbursement of Plan benefits.	\$ 1,690,505	\$ 15,681,552	\$ 11,426,440	\$ -	\$ 5,945,618	None
808 Water and Power Employee Disability	Other	Water and Power	A separate trust fund required for the funding and disbursement of Plan benefits.	\$ 2,274,679	\$ 25,226,600	\$ 27,182,161	\$ -	\$ 319,117	None
809 Water and Power Retirement	Other	Water and Power	A separate trust fund required for the funding and disbursement of Plan benefits.	\$ 75,144,661	\$ 757,695,580	\$ 757,669,579	\$ -	\$ 75,170,661	None
850 Department of Water and Power Retiree Health Benefits	Other	Water and Power	For funding the Department of Water and Power post-retirement Health Care Benefits Plan	\$ 368,285	\$ 122,419,798	\$ 121,566,516	\$ -	\$ 1,221,567	None
871 Los Angeles City Employees' Retirement System Health Care Fund	Other	City Employees Retirement System	For the sole purpose of funding the retiree health and welfare programs.	\$ -	\$ 97,346,611	\$ -	\$ (97,346,611)	\$ -	None
909 Fire and Police Tier 4 Service Pension	Other	Fire and Police Pensions	Fire and Police Tier 4 Service Pension Fund	\$ 86,199	\$ 1,929,202	\$ 116	\$ (1,914,000)	\$ 101,286	None
910 Fire and Police Tier 4 General Pension	Other	Fire and Police Pensions	Fire and Police Tier 4 General Pension Fund	\$ 9,278	\$ 16,658,808	\$ -	\$ (16,658,808)	\$ 9,278	None
915 Fire and Police Tier 5 Service Pension	Other	Fire and Police Pensions	Fire and Police Tier 5 Service Pension Fund	\$ 4,706,859	\$ 101,293,519	\$ 111,986	\$ (102,079,000)	\$ 3,809,391	None
916 Fire and Police Tier 5 General Pension	Other	Fire and Police Pensions	Fire and Police Tier 5 General Pension Fund	\$ 10,520	\$ 464,144,047	\$ -	\$ (464,144,047)	\$ 10,520	None
920 Fire and Police Tier 6 Service Pension	Other	Fire and Police Pensions	Fire and Police Tier 6 Service Pension Fund	\$ 1,553,872	\$ 40,701,909	\$ -	\$ (40,562,000)	\$ 1,693,782	None
921 Fire and Police Tier 6 General Pension	Other	Fire and Police Pensions	Fire and Police Tier 6 General Pension Fund	\$ 4,726	\$ 145,140,464	\$ -	\$ (145,140,464)	\$ 4,726	None
922 Water and Power Active Employee Healthcare Benefits	Other	Water and Power	To record contributions and disbursements of active employees' healthcare benefits	\$ 8,579,196	\$ 248,925,087	\$ 248,077,388	\$ -	\$ 9,426,894	None
923 LAFPP Health Care Fund Tier 1	Other	Fire and Police Pensions	to fund the retiree health care benefits provided to eligible retirees, their eligible dependents, and their qualified survivors, of the Los Angeles Fire and Police Pension plan.	\$ -	\$ -	\$ -	\$ -	\$ -	None
924 LAFPP Health Care Fund Tier 2	Other	Fire and Police Pensions	to fund the retiree health care benefits provided to eligible retirees, their eligible dependents, and their qualified survivors, of the Los Angeles Fire and Police Pension plan.	\$ -	\$ -	\$ -	\$ -	\$ -	None
925 LAFPP Health Care Fund Tier 3	Other	Fire and Police Pensions	to fund the retiree health care benefits provided to eligible retirees, their eligible dependents, and their qualified survivors, of the Los Angeles Fire and Police Pension plan.	\$ -	\$ -	\$ -	\$ -	\$ -	None
926 LAFPP Health Care Fund Tier 4	Other	Fire and Police Pensions	to fund the retiree health care benefits provided to eligible retirees, their eligible dependents, and their qualified survivors, of the Los Angeles Fire and Police Pension plan.	\$ -	\$ -	\$ -	\$ -	\$ -	None
927 LAFPP Health Care Fund Tier 5	Other	Fire and Police Pensions	to fund the retiree health care benefits provided to eligible retirees, their eligible dependents, and their qualified survivors, of the Los Angeles Fire and Police Pension plan.	\$ -	\$ -	\$ -	\$ -	\$ -	None
928 LAFPP Health Care Fund Tier 6	Other	Fire and Police Pensions	to fund the retiree health care benefits provided to eligible retirees, their eligible dependents, and their qualified survivors, of the Los Angeles Fire and Police Pension plan.	\$ -	\$ -	\$ -	\$ -	\$ -	None
25				\$ 98,163,124	\$ 2,803,448,848	\$ 2,564,813,590	\$ (233,849,595)	\$ 102,948,786	

SCHEDULE 6

STATUS OF IDLE FUNDS Funds with no expenditures since April 30, 2021

Fund Label	Administering Department	Cash Balance As of April 30 2023	Function	Years Since Last Expenditure	Last Expense Recorded	Dept. Comment	Recommendations	Idle Fund Type	Tier
60T - Porter Ranch Art Trust	Cultural Affairs	\$ 286,682	Arts/Culture/Tourism	4-5	None since June 30, 2011*	Keep open	Department should submit an expenditure plan for these funds	Site specific	A, B, G, K, L
420 - Library Education	Library	\$ 127,825	Arts/Culture/Tourism	2-3	7/31/2020	This fund records Inter-Library Loans to be used to assist patrons to borrow materials from other library systems where interest is incurred and funds can be used to supplement revenues appropriated for the Los Angeles Public Library. Therefore, the fund is categorized as Tier J, Keep Open Due to the Nature of the Fund, and the department will spend during the fiscal year and to follow, until funds have been expended completely.	Department should submit an expenditure plan for these funds	Criteria expanded to 2 years or more	A, B, G, K
59J - Warner Center Cultural Amenities	Planning	\$ -	Arts/Culture/Tourism	5-6	None since June 30, 2011*	Keep open. Funds are used to accept fees or make payments pursuant to the adopted City Specific Plans for the development projects within the boundaries of each specific plan.	Keep open	Site specific	J, K, L
3 Funds									
16J - GO Bonds Series 2006A Fire/Paramedic Emergency Helicopter Facilities Construction	Engineering	\$ 3,801,720	Community Safety	2-3	12/14/2020	Newly Idle Dec 2022	Repay Reserve Fund loan	Criteria expanded to 2 years or more	A, B, D, K, L
336 - Fire Hydrant Installation and Main Replacement	Fire	\$ 2,835,090	Community Safety	4-5	6/27/2018	Department responded to keep for further reconciliation with DWP	Department should submit an expenditure plan for these funds	Project specific	A, B, G, K, L
47N - Homeland Security Assistance	Mayor's Office	\$ 1,734,378	Community Safety	>8	10/30/2013	Closed. Requires reconciliation. No need for closeout from grantor. Might be like 40B. More research is required.	Return funds to the grantor	Grant	A, B, H, K
63R - FY2020 Legislative Pre-Disaster Mitigation(LPDM) Fund	Mayor's Office	\$ 386,074	Community Safety	2-3	None**	Newly Idle in July 2022	Department should submit an expenditure plan for these funds	Criteria expanded to 2 years or more	A, B, H, K
44E - US Treasury Asset Forfeiture	Police	\$ 880,937	Community Safety	3-4	12/16/2019	US Treasury Asset Forfeiture should not be closed. Please KEEP IT OPEN as ITB needs the funds to replace the consoles in Metro & Valley 911 centers. The major purchase of equipment is expected to be completed in this fiscal year, pending approval from City Council for the dis-encumbrance of prior year encumbrances. Related costs: the cost for GSD and ITA services are expected to incur in next fiscal year	Department should submit an expenditure plan for these funds	Criteria expanded to 2 years or more	A, B, G, K, L
290 - MICLA AO Series 2002F Acquisition	City Administrative Officer	\$ 559,026	Community Safety	4-5	6/1/2018	Keep open. Funds projected to be fully expended on City Hall LAPD/LAFD Radio System Upgrades project in 2023-24.	Keep open	Debt related	A, B, J
51E - Graffiti Technology and Recovery	City Clerk	\$ 332,008	Community Safety	>8	1/14/2013	Funds are used for development of new graffiti technology to deter graffiti in the community. It would be a poly decisions by Council to sweep such funds	Department should submit an expenditure plan for these funds	Program specific	A, B, G, K, L
364 - Major City Planning Grant	Mayor's Office	\$ 226,719	Community Safety	>8	None since June 30, 2011*	CF 18-0270 instruction: The Mayor will identify eligible uses	Return funds to the grantor	Grant	A, B, H, K
60C - Victim Service	City Attorney	\$ 174,477	Community Safety	5-6	None since June 30, 2011*	Please retain Fund for future use. Expenses to be determined by Branch Management.	Department should submit an expenditure plan for these funds	Program specific	A, B, G, K, L
45X - Juvenile Accountability Incentive Block Grant	Mayor's Office	\$ 103,953	Community Safety	>8	None since June 30, 2011*	CF 18-0270 instruction: The Mayor will identify eligible uses	Return funds to the grantor	Grant	A, B, H, K
441 - Furtherance of International Earthquake Conference	City Clerk	\$ 98,578	Community Safety	>8	2/5/2014	Keep open. (Funding for this fund was initially provided through budget appropriation. Funding can be swept if Council approves policy)	Transfer to the General Fund	Program specific	C, K, L
492 - Special Fire Safety and Paramedic Communications Equipment	City Administrative Officer	\$ 79,597	Community Safety	6-7	8/19/2016	Keep open. All funds is expected to be expended for the LAFD Voice Radio System Upgrade and the fund should be closed in 2023-24.	Department should submit an expenditure plan for these funds	Project specific	A, B, G, K, L

Funds with no expenditures since April 30, 2021

Fund Label	Administering Department	Cash Balance As of April 30 2023	Function	Years Since Last Expenditure	Last Expense Recorded	Dept. Comment	Recommendations	Idle Fund Type	Tier
214 - Vacated Fire Department Facilities	Engineering	\$ 75,851	Community Safety	4-5	6/29/2018	Reserve fund loan in the amount of \$100,000 was paid in FY22. For construction or replacement of capital improvements related to Fire Department facilities so these funds may be eligible to be used to offset prior or current FY Prop F related capital costs.	Department should submit an expenditure plan for these funds	Project specific	A, B, D, G, K, L
45M - Career Criminal Apprehension	Mayor's Office	\$ 74,032	Community Safety	>8	None since June 30, 2011*	CF 18-0270 instruction: The Mayor will identify eligible uses	Return funds to the grantor	Grant	A, B, H, K
55P - 2013 CalEMA Gang Reduction, Intervention and Prevention Program (CALGRIP) Grant	Mayor's Office	\$ 68,752	Community Safety	>8	4/1/2015	Grant closed	Return funds to the grantor	Grant	H, K
57Y - 2015 Mayor's Fund DART Grant	Mayor's Office	\$ 62,804	Community Safety	4-5	3/30/2018	Should be closed out. More interest income. It can be swept. BGAA, JV GEN	Repurpose to another fund within the function and Close fund	Grant	A, B, C, K
50K - Gang Reduction and Youth Development	Mayor's Office	\$ 44,227	Community Safety	>8	8/16/2013	Grant closed	Return funds to the grantor	Grant	H, K
60R - 2018 California Violence Intervention And Prevention Program (CalVIP) Grant	Mayor's Office	\$ 37,795	Community Safety	2-3	6/30/2020	Grant closed	Return funds to the grantor	Criteria expanded to 2 years or more	A, B, H, K
62J - 2018 Los Angeles Cyber Lab, Inc. - Information Sharing and Analysis Organization (ISAO) Pilot Grant	Mayor's Office	\$ 395	Community Safety	2-3	10/30/2020	Should be closed.	Close fund	Criteria expanded to 2 years or more	H, K
41H - First Responder Grant	Mayor's Office	\$ 26,866	Community Safety	>8	None since June 30, 2011*	CF 18-0270 instruction: The Mayor will identify eligible uses	Return funds to the grantor	Grant	A, B, H, K
57M - 2015 CalEMA Gang Reduction, Intervention and Prevention Program (CALGRIP) Grant	Mayor's Office	\$ 25,294	Community Safety	4-5	6/21/2018	Grant closed	Return funds to the grantor	Grant	H, K
50W - 2008 California Gang Reduction and Prevention Program	Mayor's Office	\$ 20,005	Community Safety	>8	8/31/2011	Grant closed	Return funds to the grantor	Grant	H, K
51L - 2006 Ramona Gardens Gang Reduction and Youth Development (GYRD)	Mayor's Office	\$ 14,491	Community Safety	>8	6/29/2012	Grant closed; CF 18-0270 instruction: The Mayor will identify eligible uses	Return funds to the grantor	Grant	A, B, H, K
870 - Vandalism and Graffiti Reward	City Clerk	\$ 14,469	Community Safety	5-6	2/8/2018	Keep open. Fund is used to pay restitution payments for the apprehension of citizens who identify individuals that commit vandalism. This is an ongoing reward payment and money can not be swept	Department should submit an expenditure plan for these funds	Program specific	A, B, G, K, L
888 - Council District 15 LAPD Harbor Division Assistance	City Clerk	\$ 10,493	Community Safety	6-7	12/8/2016	Keep open. City Clerk administers the fund; however, the project is overseen by Council District 15. The Council Office would know if project funds are still needed	Department should submit an expenditure plan for these funds	Site specific	A, B, G, K, L
54Q - 2012 CalEMA Gang Reduction, Intervention and Prevention Program (CALGRIP) Grant	Mayor's Office	\$ 5,894	Community Safety	>8	6/27/2014	Grant closed	Return funds to the grantor	Grant	H, K
59W - LA County Anti-recidivism Coalition	Economic and Workforce Development	\$ 5,609	Community Safety	3-4	6/28/2019	Keep open. EWDD will pay accruals and/or return to grantor	Return funds to the grantor	Criteria expanded to 2 years or more	A, B, H, K
15M - GO Bonds Series 2002A Fire/Paramedic Emergency Helicopter Facilities Construction	Engineering	\$ 2,449	Community Safety	3-4	4/25/2019	Close. Fund will be considered inactive and will be closed after payment of the Reserve Fund Loan per Justin Lawson of CAO. RFL cannot be paid due to lack of authority; working with CAO to resolve the issue.	Repay Reserve Fund loan	Criteria expanded to 2 years or more	A, B, D, K, L
477 - Drug Abuse Resistance Education	Mayor's Office	\$ 2,000	Community Safety	>8	None since June 30, 2011*	CF 18-0270 instruction: The Mayor will identify eligible uses	Return funds to the grantor	Grant	A, B, H, K
41D - Hollywood Problem Solving Partnership	Mayor's Office	\$ 1,828	Community Safety	>8	None since June 30, 2011*	CF 18-0270 instruction: The Mayor will identify eligible uses	Return funds to the grantor	Grant	A, B, H, K

Funds with no expenditures since April 30, 2021

Fund Label	Administering Department	Cash Balance As of April 30 2023	Function	Years Since Last Expenditure	Last Expense Recorded	Dept. Comment	Recommendations	Idle Fund Type	Tier
542 - Jeopardy Balance the Odds Youth Program	City Clerk	\$ 285	Community Safety	3-4	12/5/2019	Keep open	Repurpose to another fund within the function and Close fund	Criteria expanded to 2 years or more	A, B, H, K, L
883 - Council District 12 LAPD Devonshire/Foothill Divisions Assistance	City Clerk	\$ 157	Community Safety	>8	None since June 30, 2011*	City Clerk administers the fund; however, the project is overseen by Council District 12. The Council Office would know if project funds are still needed	Repurpose to another fund within the function and Close fund	Site specific	A, B, G, K, L
62D - Safest Driver Grant	Mayor's Office	\$ 138	Community Safety	3-4	6/24/2019	Should be closed.	Close fund	Criteria expanded to 2 years or more	I, K
59E - 2016 Urban Areas Security Initiative Homeland Security Grant	Mayor's Office	\$ 71	Community Safety	3-4	12/16/2019	Will be closed by 6/30/2023	Transfer to the General Fund	Criteria expanded to 2 years or more	C, K
60F - 2017 Urban Areas Security Initiative Homeland Security Grant	Mayor's Office	\$ 6	Community Safety	2-3	10/20/2020	Will be closed by 6/30/2023	Close fund	Criteria expanded to 2 years or more	K
664 - City, County Collaborative Anti-Gang Initiative	Mayor's Office	\$ 1	Community Safety	4-5	6/29/2018	Reserve fund loan was paid in FY21.	Close fund	Grant	K
668 - Narcotics Enforcement Surveillance Team	Mayor's Office	\$ 0	Community Safety	4-5	6/29/2018	None	Close fund	Grant	K
40B - Local Law Enforcement Block Grant	Mayor's Office	\$ 0	Community Safety	4-5	6/29/2018	None	Close fund	Grant	K, L
570 - Community Programs for Restoration	Mayor's Office	\$ -	Community Safety	>8	None since June 30, 2011*	Funds should be closed to be initiated fund mgr.	Close fund	Grant	K
654 - Operation ABC	Mayor's Office	\$ -	Community Safety	4-5	6/29/2018	Reserve fund loan was paid in FY21.	Close fund	Grant	K
15H - GO Bonds Series 2001A Fire/Paramedic Emergency Helicopter Facilities Construction	Engineering	\$ -	Community Safety	3-4	1/8/2020	Keep. Fund is inactive however, we found out that there are LADBS invoices with balance due to unpaid expedite fees. OOA will work with CAO & BOE to get the invoices paid.	Close fund	Criteria expanded to 2 years or more	K, L
56H - 2013 Second Chance Act Juvenile Reentry Grant	Mayor's Office	\$ -	Community Safety	6-7	11/14/2016	Grant closed 06/30/16.	Close fund	Grant	K
58C - 2015 Justice Assistance Grant	Mayor's Office	\$ -	Community Safety	3-4	2/3/2020	Grant is closed.	Close fund	Criteria expanded to 2 years or more	K
58H - 2015 Urban Areas Security Initiative Homeland Security Grant	Mayor's Office	\$ -	Community Safety	4-5	11/16/2018	Requires a close out letter.	Close fund	Grant	K
58X - 2015 State Homeland Security Grant Program	Mayor's Office	\$ -	Community Safety	3-4	10/17/2019	Funds should be closed to be initiated fund mgr.	Close fund	Criteria expanded to 2 years or more	K
59L - 2016 Safe and Thriving Communities Grant	Mayor's Office	\$ -	Community Safety	2-3	3/26/2020	Grant closed 03/31/19	Close fund	Criteria expanded to 2 years or more	K
62C - 2018 Increased Access to Services Program (KU) Grant Program	Mayor's Office	\$ -	Community Safety	2-3	6/25/2020	Dept memo 8/25/2022 for closing	Close fund	Criteria expanded to 2 years or more	K
48 Funds									
70Y - Wastewater System Commercial Paper A Rebate	Sanitation	\$ 172,886	Debt Related	>8	None since June 30, 2011*	Keep open.	Keep open	Debt related	A, B, J
17D - GO Bonds Refunding Series 2018B (Tax-Exempt) Excess Earnings	Office of Finance	\$ -	Debt Related	4-5	None since June 30, 2011*	Keep open. Bonds remain outstanding.	Keep open	Debt related	J
74P - Wastewater System Revenue Bonds 2010A Rebate	Sanitation	\$ -	Debt Related	>8	None since June 30, 2011*	Bonds still outstanding, leave open	Keep open	Debt related	J

Funds with no expenditures since April 30, 2021

Fund Label	Administering Department	Cash Balance As of April 30 2023	Function	Years Since Last Expenditure	Last Expense Recorded	Dept. Comment	Recommendations	Idle Fund Type	Tier
74Q - Wastewater System Revenue Bonds 2010B Rebate	Sanitation	\$ -	Debt Related	>8	None since June 30, 2011*	Bonds still outstanding, leave open	Keep open	Debt related	J
27D - MICLA Lease, Series 2019B (Real Property) Accounting	Controller's Office	\$ -	Debt Related	2-3	10/20/2020	This is an accounting Fund. No expenditures originate from this fund.	Keep open	Criteria expanded to 2 years or more	J, K, L
27G - MICLA Lease, Series 2020-A (Capital Equipment) Accounting Fund	Controller's Office	\$ -	Debt Related	2-3	10/28/2020	This is an accounting Fund. No expenditures originate from this fund.	Keep open	Criteria expanded to 2 years or more	J, K, L
27H - MICLA Lease, Series 2020-B (Real Property) Accounting Fund	Controller's Office	\$ -	Debt Related	2-3	11/4/2020	This is an accounting Fund. No expenditures originate from this fund.	Keep open	Criteria expanded to 2 years or more	J, K, L
74R - Wastewater System Revenue Bonds 2010A Rebate	Sanitation	\$ -	Debt Related	>8	None since June 30, 2011*	Bonds still outstanding, leave open	Keep open	Debt related	J
74X - Wastewater System Subordinate Revenue Bonds 2012A Rebate	Sanitation	\$ -	Debt Related	>8	None since June 30, 2011*	Bonds still outstanding, leave open	Keep open	Debt related	J
74Y - Wastewater System Revenue Bonds 2012B Rebate	Sanitation	\$ -	Debt Related	>8	None since June 30, 2011*	Bonds still outstanding, leave open	Keep open	Debt related	J
75D - Wastewater System Subordinate Revenue Bonds 2013A Rebate	Sanitation	\$ -	Debt Related	>8	None since June 30, 2011*	Bonds still outstanding, leave open	Keep open	Debt related	J
75F - Wastewater System Revenue Bonds 2013A Rebate	Sanitation	\$ -	Debt Related	>8	None since June 30, 2011*	Bonds still outstanding, leave open	Keep open	Debt related	J
75G - Wastewater System Revenue Bonds 2013B Rebate	Sanitation	\$ -	Debt Related	>8	None since June 30, 2011*	Bonds still outstanding, leave open	Keep open	Debt related	J
75H - Wastewater System Revenue Bonds 2015A Rebate	Sanitation	\$ -	Debt Related	7-8	None since June 30, 2011*	Bonds still outstanding, leave open	Keep open	Debt related	J
75J - Wastewater System Revenue Bonds Refunding 2015B Rebate	Sanitation	\$ -	Debt Related	7-8	None since June 30, 2011*	Bonds still outstanding, leave open	Keep open	Debt related	J
75K - Wastewater System Revenue Bonds Refunding 2015C Rebate	Sanitation	\$ -	Debt Related	7-8	None since June 30, 2011*	Bonds still outstanding, leave open	Keep open	Debt related	J
75L - Wastewater System Revenue Bonds Refunding 2015D Rebate	Sanitation	\$ -	Debt Related	7-8	None since June 30, 2011*	Bonds still outstanding, leave open	Keep open	Debt related	J
75M - Wastewater System Revenue Bonds Refunding 2015A Rebate	Sanitation	\$ -	Debt Related	7-8	None since June 30, 2011*	Bonds still outstanding, leave open	Keep open	Debt related	J
75P - Wastewater System Revenue Bonds 2017A Rebate	Sanitation	\$ -	Debt Related	5-6	None since June 30, 2011*	Bonds still outstanding, leave open	Keep open	Debt related	J
75Q - Wastewater System Revenue Bonds Refunding 2017B Rebate	Sanitation	\$ -	Debt Related	5-6	None since June 30, 2011*	Bonds still outstanding, leave open	Keep open	Debt related	J
75S - Wastewater System Subordinate Revenue Bonds 2018A Rebate	Sanitation	\$ -	Debt Related	4-5	None since June 30, 2011*	Bonds still outstanding, leave open	Keep open	Debt related	J
75T - Wastewater System Subordinate Revenue Bonds Series 2018B Rebate Refunding	Sanitation	\$ -	Debt Related	4-5	None since June 30, 2011*	Bonds still outstanding, leave open	Keep open	Debt related	J
75V - Wastewater System Subordinate Revenue Bonds 2018C Rebate Variable Rate Refunding	Sanitation	\$ -	Debt Related	4-5	None since June 30, 2011*	Okay to close. No funds remaining.	Close fund	Debt related	K, L

Funds with no expenditures since April 30, 2021

Fund Label	Administering Department	Cash Balance As of April 30 2023	Function	Years Since Last Expenditure	Last Expense Recorded	Dept. Comment	Recommendations	Idle Fund Type	Tier
W41 - Wastewater System Revenue Bonds 2002A Refunding	Sanitation	\$ -	Debt Related	7-8	6/1/2015	Bonds still outstanding, leave open	Keep open	Debt related	J
W51 - Wastewater System Revenue Bonds 2005A Debt Service	Sanitation	\$ -	Debt Related	7-8	6/1/2015	Bonds still outstanding, leave open	Keep open	Debt related	J
W53 - Wastewater System Revenue Bonds Refunding Series 2005A-D	Sanitation	\$ -	Debt Related	4-5	11/15/2018	Bonds still outstanding, leave open	Keep open	Debt related	J
W77 - Wastewater System Revenue Bonds 2012D Debt Service	Sanitation	\$ -	Debt Related	4-5	11/14/2018	Bonds still outstanding, leave open	Keep open	Debt related	J
16X - GO Bonds Series 2011B Excess Earnings	Office of Finance	\$ -	Debt Related	>8	None since June 30, 2011*	Close	Close fund	Debt related	K, L
16Y - GO Bonds Series 2012A Excess Earnings	Office of Finance	\$ -	Debt Related	>8	None since June 30, 2011*	Close	Close fund	Debt related	K, L
74T - Wastewater System Revenue Bonds 2012A Rebate	Sanitation	\$ -	Debt Related	>8	None since June 30, 2011*	Okay to close. Bonds are refunded.	Close fund	Debt related	K, L
75A - Wastewater System Revenue Bonds 2012C Rebate	Sanitation	\$ -	Debt Related	>8	None since June 30, 2011*	Okay to close. Bonds are refunded.	Close fund	Debt related	K, L
31 Funds									
58J - Industrial-Commercial Revolving Loan Fund	Economic and Workforce Development	\$ 4,926,024	Economic Development	6-7	6/8/2016	Keep open per EWDD for economic development activities. Active fund for EDA loan program. City funds are required federal match.	Department should submit an expenditure plan for these funds	Program specific	A, B, G, K
303 - Industrial/Commercial Revolving Loan Fund	Mayor's Office	\$ 2,355,870	Economic Development	2-3	7/15/2020	Newly Idle in July 2022; C.F. 22-0600-S101 approved transfer of cash to Fund 58J.	Close fund	Criteria expanded to 2 years or more	I, K
505 - Special Revenue - Community Redevelopment Agency	Economic and Workforce Development	\$ 1,554,651	Economic Development	3-4	1/31/2020	Handled currently by Community Investment for Families Dept (Dept 21).	Department should submit an expenditure plan for these funds	Criteria expanded to 2 years or more	A, B, G, K
44A - Workforce Investment Act		\$ 1,390,646	Economic Development	2-3	3/10/2021	None	Department should submit an expenditure plan for these funds	Criteria expanded to 2 years or more	A, B, H, K
649 - Infrastructure Grant	Mayor's Office	\$ 973,708	Economic Development	>8	6/28/2013	Scope was for 1994 earthquake infrastructure.	Return funds to the grantor	Grant	H, K
54T - National Emergency Grant - Multi Sector	Economic and Workforce Development	\$ 548,624	Economic Development	2-3	10/21/2020	Keep open. EWDD will pay accruals and/or return to grantor	Return funds to the grantor	Criteria expanded to 2 years or more	A, B, H, K
592 - 1994 Economic Development Administration Planning Grant	Mayor's Office	\$ 289,638	Economic Development	>8	None since June 30, 2011*	Old grant	Repurpose to another fund within the function and Close fund	Grant	A, B, I, K
51G - ARRA Workforce Investment Act	Economic and Workforce Development	\$ 279,039	Economic Development	4-5	8/16/2018	Keep open for workforce activities.	Department should submit an expenditure plan for these funds	Grant	A, B, H, K
49J - Arts District BID	City Clerk	\$ 201,505	Economic Development	>8	5/8/2013	Keep open. BID disestablished by Ordinance 182162. Refund notices issued and three-year waiting period expired.	Initiate escheatment process	Site specific	F, K
58P - Bloomberg Philanthropies Innovation Deliver Team Program Grant	Mayor's Office	\$ 185,650	Economic Development	6-7	6/30/2016	Old grant	Return funds to the grantor	Grant	H, K
55M - B2W 25% Workforce Investment Act Dislocated Worker Additional Assistance	Economic and Workforce Development	\$ 171,062	Economic Development	3-4	6/4/2019	Keep open. EWDD to pay outstanding accruals and/or return to grantor	Return funds to the grantor	Criteria expanded to 2 years or more	A, B, H, K
58F - 2015 Corporation for National and Community Service Grant	Mayor's Office	\$ 166,422	Economic Development	7-8	None since June 30, 2011*	Old grant	Return funds to the grantor	Grant	H, K
476 - Crenshaw Loan	Mayor's Office	\$ 146,524	Economic Development	>8	None since June 30, 2011*	To be used for economic development programs.	Repurpose to another fund within the function and Close fund	Program specific	A, B, I, K

Funds with no expenditures since April 30, 2021

Fund Label	Administering Department	Cash Balance As of April 30 2023	Function	Years Since Last Expenditure	Last Expense Recorded	Dept. Comment	Recommendations	Idle Fund Type	Tier
42U - LA Community Development Bank Section 108 Guarantee	Economic and Workforce Development	\$ 144,148	Economic Development	>8	None since June 30, 2011*	Keep open per EWDD for economic development activities. Funds to be used for Section 108 loan program.	Department should submit an expenditure plan for these funds	Program specific	A, B, H, K
57A - Workforce Investment Act 25 Percent New Direction for the Workforce	Economic and Workforce Development	\$ 126,699	Economic Development	4-5	9/26/2018	Keep open. EWDD to pay outstanding accruals and/or return to grantor	Return funds to the grantor	Grant	A, B, H, K
51D - Panorama City BID	City Clerk	\$ 80,437	Economic Development	>8	1/22/2014	Ripe for escheatment. Refund notices issued and three-year waiting period expired. Remaining funds can be escheated.	Initiate escheatment process	Site specific	F, K
49W - Sylmar BID	City Clerk	\$ 79,767	Economic Development	>8	11/3/2011	Keep open.	Initiate escheatment process	Site specific	F, G, K
58E - Los Angeles Performance Partnership Pilot	Economic and Workforce Development	\$ 77,206	Economic Development	2-3	6/30/2020	Keep open per EWDD for economic development activities.	Repay Reserve Fund loan	Criteria expanded to 2 years or more	A, B, D, H, K
60L - LA County Relay Institute	Economic and Workforce Development	\$ 59,273	Economic Development	2-3	12/1/2020	Newly Idle Jan 2023	Department should submit an expenditure plan for these funds	Criteria expanded to 2 years or more	A, B, H, K
41V - Toy District BID	City Clerk	\$ 54,449	Economic Development	>8	None since June 30, 2011*	Keep open. Not ripe for escheatment. No 'Ordinance of Intention' was adopted, only a 'Resolution of Intention' as described by statute that did not have a number was used at that time. Hence, the refund process has not been initiated.	Return funds to payors	Site specific	F, G, K
42R - Jefferson Park BID	City Clerk	\$ 50,088	Economic Development	>8	None since June 30, 2011*	Keep open. Not ripe for escheatment. BID must be disestablished and refund notices must be sent to assesses. After three year period, any funds not refunded may be escheated.	Return funds to payors	Site specific	E, F, G, K
816 - Industrial Development Authority	Economic and Workforce Development	\$ 35,100	Economic Development	3-4	6/14/2019	Keep open per EWDD for economic development activities.	Department should submit an expenditure plan for these funds	Criteria expanded to 2 years or more	A, B, G, K
613 - Westwood Village BID	City Clerk	\$ 29,117	Economic Development	>8	None since June 30, 2011*	Keep open. Not ripe for escheatment. BID must be disestablished and refund notices must be sent to assesses. After three year period, any funds not refunded may be escheated.	Return funds to payors	Site specific	E, F, G, K
59A - LA Community College District California Career Pathway Grant	Economic and Workforce Development	\$ 25,459	Economic Development	2-3	1/14/2021	Newly Idle Jan 2023	Repay Reserve Fund loan	Criteria expanded to 2 years or more	A, B, D, K
53W - Community Challenge Planning Grant	Economic and Workforce Development	\$ 22,264	Economic Development	6-7	4/29/2016	Keep open per EWDD for economic development activities.	Department should submit an expenditure plan for these funds	Grant	A, B, H, K
575 - Minority Business Development Agency Minority Business Center - Los Angeles	Mayor's Office	\$ 15,130	Economic Development	5-6	9/7/2017	Old grant	Return funds to the grantor	Grant	H, K
51N - ARRA Community Development Block Grant	Economic and Workforce Development	\$ 6,898	Economic Development	>8	1/28/2015	Fund administration transferred to CIFD.	Repay Reserve Fund loan	Grant	D, H, K
26K - MICLA Revenue Bonds Series 2010C Construction	Controller's Office	\$ 6,465	Economic Development	2-3	4/28/2020	Dept memo 7/8/2019 for closing. 2021-22 4th CPR appropriated \$6,465 for lighting retrofits (Item MM).	Department should submit an expenditure plan for these funds	Criteria expanded to 2 years or more	A, B, G, K, L
42P - Reseda BID	City Clerk	\$ 5,545	Economic Development	>8	None since June 30, 2011*	Available to escheat. No assessments to refund.	Initiate escheatment process	Site specific	F, G, K
42V - Economic Development Initiative Grant	Economic and Workforce Development	\$ 3,091	Economic Development	>8	None since June 30, 2011*	Keep open per EWDD for economic development activities.	Department should submit an expenditure plan for these funds	Grant	A, B, H, K
58Y - Retail Career Development	Economic and Workforce Development	\$ 1,244	Economic Development	3-4	6/28/2019	A portion for General Fund transfer by June 30, 2022.	Department should submit an expenditure plan for these funds	Criteria expanded to 2 years or more	A, B, C, G, K
575 - River Revitalization Enhanced Infrastructure Financing District	Economic and Workforce Development	\$ 399	Economic Development	6-7	2/22/2017	Keep open per EWDD for economic development activities.	Repurpose to another fund within the function and Close fund	Site specific	A, B, G, K
59P - LA County Probation/Workforce Development Aging and Community Services (WDACS)	Economic and Workforce Development	\$ 6	Economic Development	3-4	6/28/2019	Per the dept, funds can go towards the General Fund.	Close fund	Criteria expanded to 2 years or more	K
60G - Cambria Hotel Project	City Administrative Officer	\$ -	Economic Development	5-6	None since June 30, 2011*	Keep open. The hotel development project is under construction, and it is expected that this fund will be used to start making incentive payments within an upcoming fiscal year.	Keep open	Project specific	J, K, L
34 Funds									

Funds with no expenditures since April 30, 2021

Fund Label	Administering Department	Cash Balance As of April 30 2023	Function	Years Since Last Expenditure	Last Expense Recorded	Dept. Comment	Recommendations	Idle Fund Type	Tier
521 - Central City West Housing	Los Angeles Housing Department	\$ 3,590,258	Housing & Homelessness	>8	4/17/2012	Cash balance is from developer contribution and program income. Ordinance indicates that monies in the fund will be spent for housing programs in the Central City West area. With outstanding loan balances of \$9.65M as of 6/30/2022	Department should submit an expenditure plan for these funds	Site specific	A, B, G, K, L
46X - CalHome	Los Angeles Housing Department	\$ 3,187,875	Housing & Homelessness	2-3	10/26/2020	CalHome VI Program repayments of principal and interest from borrowers to be used for additional soft-second loans to qualified low-income homebuyers in accordance with applicable CalHome Program guidelines, federal, state and City requirements.(08-1514) he multi-family housing program may consider using these funds for an eligible project(s). With various outstanding loan balances of \$8.3M as of 6/30/2022	Department should submit an expenditure plan for these funds	Criteria expanded to 2 years or more	A, B, G, K, L
48G - Local Housing	Los Angeles Housing Department	\$ 1,164,815	Housing & Homelessness	>8	2/7/2014	These funds are program income for past multi-family housing and/or homeownership loans that have been repaid. These State LHTF Reuse Account funds may be used to fund new, eligible grant fund activities such as multi-family housing projects and homeownership loans. Homeownership does not have plans to reuse these funds. The multi-family housing program may consider using these funds for an eligible project(s). CF 08-2855-S1 first time homebuyer assistance, transitional housing. Remain open with various outstanding loan balances amounting to \$3.4M as of 6/30/2022	Department should submit an expenditure plan for these funds	Program specific	A, B, G, K
62S - 2019-2022 United Way Greater of LA Housing Crisis Response Team Implementation Grant	Mayor's Office	\$ 945,334	Housing & Homelessness	2-3	6/30/2020	None	Department should submit an expenditure plan for these funds	Criteria expanded to 2 years or more	A, B, H, K
911 - Channel Gateway/Venice Affordable Housing	Los Angeles Housing Department	\$ 491,907	Housing & Homelessness	>8	6/28/2013	Ord# 173329 - Channel Gateway / Venice Affordable Housing. Remain open with outstanding loan balances : for Horizon Apartment of \$ 359,375 as of 6/30/2022.	Department should submit an expenditure plan for these funds	Program specific	A, B, G, K, L
63D - Emergency Rental Assistance Subsidy Program Trust	Los Angeles Housing Department	\$ 240,087	Housing & Homelessness	2-3	1/25/2021	Newly Idle Jan 2023	Department should submit an expenditure plan for these funds	Criteria expanded to 2 years or more	A, B, H, K
643 - Mortgage Credit Certificate Program	Los Angeles Housing Department	\$ 279,501	Housing & Homelessness	3-4	12/27/2019	These funds are used to cover the fees and expenses related to LAHD's applications to the California Debt Limit Allocation Committee (CDLAC) for allocations of the State ceiling on qualified Private Activity Bonds for the City's Mortgage Credit Certificate (MCC) Program. For the last two years, CDLAC has not made bond authority available for single family housing programs such as the MCC Program. LAHD will continue to monitor CDLAC's bond program allocations and use these funds when CDLAC makes MCC Program funds available.	Department should submit an expenditure plan for these funds	Criteria expanded to 2 years or more	A, B, G, K
43F - Community Development Department Section 108 Loan Guarantee	Economic and Workforce Development	\$ 169,260	Housing & Homelessness	2-3	6/30/2020	Keep open per EWDD for economic development activities.	Repay Reserve Fund loan	Criteria expanded to 2 years or more	A, B, D, K
63B - California COVID-19 Emergency (Homeless Californians Grant)	City Administrative Officer	\$ 28,351	Housing & Homelessness	2-3	9/30/2020	Keep open. FEMA reimbursements are anticipated to reimburse the State grant funds in this special fund, and will be used to support Project Homekey.	Department should submit an expenditure plan for these funds	Criteria expanded to 2 years or more	A, B, H, K
54D - State Housing and Community Development Disaster Recovery Initiative	Los Angeles Housing Department	\$ -	Housing & Homelessness	6-7	10/28/2015	None	Close fund	Grant	K
10 Funds									
904 - Council District 13 Public Benefits	City Clerk	\$ 6,183,315	Other	3-4	12/4/2020	Newly Idle Dec 2022	Department should submit an expenditure plan for these funds	Criteria expanded to 2 years or more	A, B, G, K, L
49F - Council District 8 Public Benefits	City Clerk	\$ 537,705	Other	2-3	12/18/2020	Newly Idle Dec 2022	Department should submit an expenditure plan for these funds	Criteria expanded to 2 years or more	A, B, G, K, L
56P - Council District 12 Northwest Valley Project Mitigation	City Clerk	\$ 330,721	Other	5-6	9/19/2017	Keep open	Department should submit an expenditure plan for these funds	Site specific	A, B, G, K, L
45V - Intellectual Property	City Clerk	\$ 187,632	Other	3-4	6/20/2019	None	Department should submit an expenditure plan for these funds	Criteria expanded to 2 years or more	A, B, G, K, L

Funds with no expenditures since April 30, 2021

Fund Label	Administering Department	Cash Balance As of April 30 2023	Function	Years Since Last Expenditure	Last Expense Recorded	Dept. Comment	Recommendations	Idle Fund Type	Tier
50R - Council District 10 Public Benefits	City Clerk	\$ 182,168	Other	2-3	7/20/2020	Newly Idle in July 2022; keep open	Department should submit an expenditure plan for these funds	Criteria expanded to 2 years or more	A, B, G, K, L
56A - United States Agency for International Development Technical Assistance	Mayor's Office	\$ 2,292	Other	5-6	4/18/2017	Grant closed	Return funds to the grantor	Grant	H, K
889 - Council District 1 Public Benefits	City Clerk	\$ 1,211	Other	>8	None since June 30, 2011*	Keep open. City Clerk administers the fund; however, the project is overseen by Council District 1. The Council Office would know if project funds are still needed	Department should submit an expenditure plan for these funds	Site specific	A, B, G, K, L
50B - Council District 11 Public Benefits	City Clerk	\$ 1,076	Other	2-3	1/11/2021	Newly Idle Jan 2023	Department should submit an expenditure plan for these funds	Criteria expanded to 2 years or more	A, B, G, K, L
884 - Council District 4 Public Safety	City Clerk	\$ -	Other	>8	None since June 30, 2011*	Keep Open. We evaluated the Council trust funds that meet the criteria. Based on the criteria, we have determined that there are no trust funds that should be closed at this time.	Close fund	Site specific	K, L
919 - Finance of Councilman Transition Activities Public Benefits Trust Fund	Controller's Office	\$ -	Other	2-3	12/29/2020	Newly Idle Dec 2022	Keep open	Criteria expanded to 2 years or more	J, K, L
58L - Resilient Cities Initiative Grant	Mayor's Office	\$ -	Other	4-5	10/15/2018	Not active. Will look into close out.	Close fund	Grant	H, K
11 Funds									
45B - Vermont/Western Station Neighborhood Area Specific Plan Parks First	City Administrative Officer	\$ 4,977,921	Parks	2-3	6/4/2020	Keep open. These funds can only be committed through a competitive process that has been initiated in tandem with the Proposition K competitive award cycle. Council authorized the Bureau of Engineering to initiate a Request for Proposals that was released on February 27, 2020, with bid results received August 27, 2020 (C.F. 19-0842). BOE has concluded scoring of the requests and is recommending total awards of \$3,100,000. Final award recommendations will be provided for Council approval in April 2023, with funding availability for grant recipients covering a three-year period of July 1, 2023 through June 30, 2026.	Department should submit an expenditure plan for these funds	Criteria expanded to 2 years or more	A, B, G, K, L
43G - Healthy Alternatives to Smoking	City Administrative Officer	\$ 1,320,271	Parks	>8	None since June 30, 2011*	Keep open. The recommended award of these funds has been submitted for Council approval in June 2022 (C.F. 20-0138-S1 and C.F. 21-1145), with expenditure of funds to occur over a three-year period that begins upon account establishment.	Department should submit an expenditure plan for these funds	Project specific	A, B, G, K, L
48E - Griffith Park 2004	Recreation and Parks	\$ 112,745	Parks	>8	None since June 30, 2011*	Active fund. Final loan amount subject to CD 4 and RAP Board approval. One-time revenue source from a legal settlement on road use at Griffith Park. Funds restricted to capital improvements per ordinance.	Department should submit an expenditure plan for these funds	Site specific	A, B, G, K, L
858 - Santa Monica Mountains Conservancy Trust	Recreation and Parks	\$ 60,928	Parks	>8	None since June 30, 2011*	Active fund (Correction: Original Source of Funds is General Fund loan via Runyon Canyon Acquisition Trust Fund. Return \$60,928 to repay General Fund loan in Fund No. 437 Runyon Canyon Acquisition Trust Fund.)	Department should submit an expenditure plan for these funds	Site specific	A, B, G, K, L
55D - Proposition 1C Transit Oriented Development	Los Angeles Housing Department	\$ 4,299	Parks	3-4	12/4/2019	CF 12-15550- Transit Oriented Development Funds (TOD) for McArthur Phase B Project for 12/2013 for \$725K funding with outstanding loans \$390,441 as of 6/30/22. CF 14-0724-S1 - TOD for Paseo at California Apartments project FY 2019 for \$2.6M with outstanding loans of \$2.6M	Department should submit an expenditure plan for these funds	Criteria expanded to 2 years or more	A, B, H, K
58D - Grand Hope Park Trust	Recreation and Parks	\$ 910,098	Parks	7-8	None since June 30, 2011*	Correction: Original source of funds is from CRA/LA. This money is set aside for maintenance in Grand Hope Park	Department should submit an expenditure plan for these funds	Site specific	A, B, J
55T - Cornfield Arroyo Seco Specific Plan Floor Area Payment	Planning	\$ -	Parks	>8	None since June 30, 2011*	Keep open. Pending resolution and Council File for an updated CASP and to repeal the trust fund	Close fund	Site specific	K, L
7 Funds									
690 - Council District 8 Real Property	City Clerk	\$ 1,183,237	Public Works	3-4	3/20/2019	None	Department should submit an expenditure plan for these funds	Criteria expanded to 2 years or more	A, B, G, K, L

Funds with no expenditures since April 30, 2021

Fund Label	Administering Department	Cash Balance As of April 30 2023	Function	Years Since Last Expenditure	Last Expense Recorded	Dept. Comment	Recommendations	Idle Fund Type	Tier
489 - Essential Public Utilities Assessment	Engineering	\$ 419,254	Public Works	>8	None since June 30, 2011*	Keep fund. Fund is still under research. The available funds may be reimbursements for the cost of providing essential public utility services to various residential properties that may be eligible to return to the General Fund as a reimbursement for prior year costs.	Return funds to payors	Program specific	A, B, G, K, L
813 - Bureau of Engineering / Assessment - Special Assessment Dep	Engineering	\$ 343,981	Public Works	>8	None since June 30, 2011*	Keep fund. Still under research.	Need to determine the disposition of the funds	Program specific	A, B, G, K
329 - Funded Improvement Revolving	Engineering	\$ 296	Public Works	>8	None since June 30, 2011*	Keep open. The assessment funds were deposited to assist in completing improvements in areas near Proposition F projects as a result of zone changes in/around the project area and may be eligible to be used to offset the prior or current FY Prop F related costs.	Department should submit an expenditure plan for these funds	Project specific	A, B, K, L
26G - MICLA Revenue Bonds Series 2009D Construction	Controller's Office	\$ -	Public Works	2-3	6/9/2020	Dept memo 7/8/2019 for closing	Close fund	Criteria expanded to 2 years or more	K, L
46N - LAUSD Outreach Program	Mayor's Office	\$ -	Public Works	>8	None since June 30, 2011*	None	Close fund	Program specific	K
6 Funds									
45T - Alternative Fuel Program	Sanitation	\$ 4,446,261	Sanitation & Environment	2-3	1/20/2021	Newly Idle Jan 2023	Department should submit an expenditure plan for these funds	Criteria expanded to 2 years or more	A, B, G, K
48M - Bradley Landfill Community	City Clerk	\$ 415,171	Sanitation & Environment	6-7	6/8/2016	Keep open. City Clerk administers the fund; however, the project is overseen by Council District 6. The Council Office would know if project funds are still needed	Department should submit an expenditure plan for these funds	Site specific	A, B, G, K, L
51S - ARRA Energy Efficiency and Conservation Block Grant	Community Investment for Families Department	\$ 366,091	Sanitation & Environment	6-7	6/30/2016	Unable to find Council File or the Ordinance for this Special Fund. Keep Open-DOE Recovery Act Energy Efficiency Conservation Block Grant Funds. The department is planning to continue using the funds and is actively determining project eligibility for grant repurposing. Per Carrie Hu the estimated expenditure will probably start next fiscal year or later Since eligible projects need to be identified and approved by the Department o Energy which can be a lengthy process.	Return funds to the grantor	Grant	A, B, H, K
531 - Lopez Canyon Community Amenities	City Clerk	\$ 355,415	Sanitation & Environment	2-3	1/6/2021	Newly Idle Jan 2023	Department should submit an expenditure plan for these funds	Criteria expanded to 2 years or more	A, B, G, K, L
43W - Warner Center Air Quality	Planning	\$ 318,284	Sanitation & Environment	>8	None since June 30, 2011*	Keep open. Funds are used to accept fees or make payments pursuant to the adopted City Specific Plans for the development projects within the boundaries of each specific plan.	Department should submit an expenditure plan for these funds	Site specific	A, B, G, K, L
765 - Wastewater System Revenue Bond Emergency	Sanitation	\$ 5,117,131	Sanitation & Environment	4-5	2/22/2019	This fund is required by the Wastewater System Revenues Bonds General Resolution. Keep open.	Keep open	Debt related	J
393 - Oil Environmental Impact Statement Critique	Mayor's Office	\$ 6,413	Sanitation & Environment	>8	None since June 30, 2011*	Old fund	Department should submit an expenditure plan for these funds	Program specific	A, B, G, K
48C - EPA Underground Storage Tank Fields Grant	Mayor's Office	\$ 1,470	Sanitation & Environment	>8	None since June 30, 2011*	CF 18-0270 instruction: The Mayor will identify eligible uses	Return funds to the grantor	Grant	A, B, H, K
589 - Los Angeles Recycling Market Development Zone	Mayor's Office	\$ 1,342	Sanitation & Environment	>8	None since June 30, 2011*	CF 18-0270 instruction: The Mayor will identify eligible uses	Repurpose to another fund within the function and Close fund	Grant	A, B, H, K
46G - Illegal Dumping Reward Program	City Clerk	\$ -	Sanitation & Environment	>8	8/24/2011	Keep open	Close fund	Program specific	K, L
70K - Wastewater System Revenue Bond 2010A Construction	Sanitation	\$ -	Sanitation & Environment	2-3	10/1/2020	No funds remaining, ok to close	Close fund	Criteria expanded to 2 years or more	K, L
75N - Wastewater System Revenue Bonds 2017A (Green Bonds) Construction	Sanitation	\$ -	Sanitation & Environment	2-3	11/13/2020	None	Keep open	Criteria expanded to 2 years or more	J, K, L
12 Funds									
52T - Vermont/Western Childcare Trust	Recreation and Parks	\$ 2,115,990	Social Services	>8	None since June 30, 2011*	RAP is working with the City Attorney for action item(s), per Ordinance 187475.d	Department should submit an expenditure plan for these funds	Program specific	A, B, G, K, L

Funds with no expenditures since April 30, 2021

Fund Label	Administering Department	Cash Balance As of April 30 2023	Function	Years Since Last Expenditure	Last Expense Recorded	Dept. Comment	Recommendations	Idle Fund Type	Tier
16K - GO Bonds Series 2006A Animal Shelter Facilities Construction	Engineering	\$ 1,000,337	Social Services	2-3	9/3/2020	None	Repay Reserve Fund loan	Criteria expanded to 2 years or more	A, B, D, K, L
593 - Audit Repayment	Economic and Workforce Development	\$ 552,366	Social Services	3-4	6/4/2019	Keep open. To be used for disallowed costs.	Department should submit an expenditure plan for these funds	Criteria expanded to 2 years or more	A, B, D, G, K
54N - California Disability Employment Initiative Project	Economic and Workforce Development	\$ 368,837	Social Services	2-3	6/30/2020	None	Return funds to the grantor	Criteria expanded to 2 years or more	A, B, H, K
58S - 2016 CalTrans Transitional Employment Services	Mayor's Office	\$ 117,350	Social Services	3-4	9/12/2019	None	Department should submit an expenditure plan for these funds	Criteria expanded to 2 years or more	A, B, H, K
879 - E Bernani Scholarship Trust	City Clerk	\$ 76,225	Social Services	>8	6/10/2014	Keep open. Council District 7 uses funds to provide scholarships students in the community. It would be up to CD 7's discretion whether or not they choose to have the funds swept	Department should submit an expenditure plan for these funds	Program specific	A, B, G, K, L
56K - Linked Learning Initiative	Economic and Workforce Development	\$ 64,673	Social Services	4-5	6/29/2018	Keep open. EWDD to pay outstanding accruals and/or return to grantor	Return funds to the grantor	Grant	H, K
42H - Juvenile Justice and Delinquency Prevention	Mayor's Office	\$ 54,866	Social Services	>8	None since June 30, 2011*	CF 18-0270 instruction: The Mayor will identify eligible uses	Return funds to the grantor	Grant	H, K
52Q - ARRA LA County Temporary Assistance for Needy Families Grant Summer Program	Economic and Workforce Development	\$ 51,248	Social Services	>8	10/31/2014	Keep open. EWDD to pay outstanding accruals and/or return to grantor	Return funds to the grantor	Grant	H, K
15L - GO Bonds Series 2002A Animal Shelter Facilities Construction	Engineering	\$ 39,593	Social Services	2-3	5/21/2020	Keep. Fund is inactive and okay to close per Justin Lawson of CAO, however, we found out that there are LADBS invoices with balance due to unpaid expedite fees. OOA is working/researching to get the invoices paid. Per BPW, this Fund has an outstanding LADBS invoices for the expedite fees. Email dated June 10 2022.	Department should submit an expenditure plan for these funds	Criteria expanded to 2 years or more	A, B, G, K, L
54R - Workforce Innovation Fund	Economic and Workforce Development	\$ 28,945	Social Services	4-5	6/29/2018	Keep open. To be returned to grantor.	Return funds to the grantor	Grant	H, K
52V - Board of Commissioners on the Status of Women	Community Investment for Families Department	\$ 18,237	Social Services	3-4	2/13/2020	Handled by Commission on Human Rights and Equity Det	Department should submit an expenditure plan for these funds	Criteria expanded to 2 years or more	A, B, G, K, L
52S - Board of Community and Family Commissioners	Community Investment for Families Department	\$ 14,510	Social Services	6-7	12/15/2016	Keep Open-Ordinance #181192. Department plans to use the contributed funds for eligible purposes. Per Carrie Hu, the department is anticipating that the expenditures will be within the next two fiscal years.	Department should submit an expenditure plan for these funds	Program specific	A, B, G, K, L
396 - Project Heavy - San Fernando Valley	Mayor's Office	\$ 11,129	Social Services	>8	None since June 30, 2011*	CF 18-0270 instruction: The Mayor will identify eligible uses	Transfer to the General Fund	Program specific	A, B, C, H, K
54P - California Department of Corrections and Rehabilitation New Start Program	Economic and Workforce Development	\$ 7,067	Social Services	7-8	4/29/2015	Keep open. To be returned to grantor.	Return funds to the grantor	Grant	A, B, H, K
403 - Project Heavy - West LA	Mayor's Office	\$ 5,506	Social Services	>8	None since June 30, 2011*	CF 18-0270 instruction: The Mayor will identify eligible uses	Transfer to the General Fund	Program specific	A, B, C, H, K
56F - Trade Adjustment Assistance - Community College and Career Training	Economic and Workforce Development	\$ 5,123	Social Services	3-4	10/31/2019	Keep open. EWDD to pay outstanding accruals and/or return to grantor	Return funds to the grantor	Criteria expanded to 2 years or more	A, B, H, K
591 - Older Americans Act Title IV	Aging	\$ 4,847	Social Services	>8	None since June 30, 2011*	Need to be left open (No activities in FY 22. Needs to activate in case of the citywide emergency, such as an earthquake.) Disaster Relief Grant (Title IV Older American Act)	Repurpose to another fund within the function and Close fund	Grant	A, B, H, K
57E - Supplemental Nutrition Assistance Program - Education	Aging	\$ 2	Social Services	2-3	4/14/2021	Newly Idle April 2023	Close fund	Criteria expanded to 2 years or more	K
57K - City Health Commission	City Clerk	\$ 1,499	Social Services	4-5	6/27/2018	Keep open. Funding is needed to cover costs for the City Health Commission	Department should submit an expenditure plan for these funds	Program specific	A, B, G, K, L
56J - California Career Pathways	Economic and Workforce Development	\$ -	Social Services	6-7	6/30/2016	None	Close fund	Grant	K

Funds with no expenditures since April 30, 2021

Fund Label	Administering Department	Cash Balance As of April 30 2023	Function	Years Since Last Expenditure	Last Expense Recorded	Dept. Comment	Recommendations	Idle Fund Type	Tier
21 Funds									
418 - Improvement Assessment Revolving	Street Lighting	\$ 501,282	Streets	4-5	4/17/2018	Ordinance No. 134367	Transfer to the General Fund (partially).	Project specific	A, B, C, G, K, L
618 Shoshone Ave and Rinaldi Street Drainage District	Sanitation	\$ 135,587	Streets	2-3	1/6/2021	Newly Idle Jan 2023	Department should submit an expenditure plan for these funds	Criteria expanded to 2 years or more	A, B, G, K, L
623 Terra Balle/Fenton Ave Street Drainage District	Sanitation	\$ 72,926	Streets	2-3	1/11/2021	Newly Idle Jan 2023	Department should submit an expenditure plan for these funds	Criteria expanded to 2 years or more	A, B, G, K
61F - Howland Canal Court Improvement District	Street Lighting	\$ 124,110	Streets	>8	None since June 30, 2011*	Keep Fund. Per Chris Enriquez (new staff assigned to this account), this account needs to remain open due to unknown improvement completion conditions (project documentation, financing verification, and as-built processing, etc.). Account needs to remain open until further research is done	Return funds to payors	Site specific	F, G, K
61H - Linnie Canal Court Improvement District	Street Lighting	\$ 105,105	Streets	>8	11/17/2011	Keep Fund. Per Chris Enriquez (new staff assigned to this account), this account needs to remain open due to unknown improvement completion conditions (project documentation, financing verification, and as-built processing, etc.). Account needs to remain open until further research is done	Return funds to payors	Site specific	F, G, K
61K - Oxford Avenue and Hobart Boulevard Lighting District	Street Lighting	\$ 59,827	Streets	>8	None since June 30, 2011*	Keep Fund. Per Chris Enriquez (new staff assigned to this account), this account needs to remain open due to unknown improvement completion conditions (project documentation, financing verification, and as-built processing, etc.). Account needs to remain open until further research is done	Return funds to payors	Grant	F, G, K, L
912 - Oxford Triangle / Venice Neighborhood Protection and Off-site Street Beautification	Transportation	\$ 39,843	Streets	>8	None since June 30, 2011*	Keep Open. LADOT is actively working with Bureau of Street Services & CD11 to fulfill the intent of the ordinance. Fees were collected from developments in the area to fund neighborhood beautification and traffic calming measures. Fund balance is relatively low for anything meaningful so LADOT is looking to augment the budget of other active area projects that meet the intent of the ordinance.	Department should submit an expenditure plan for these funds	Site specific	A, B, G, K, L
61M - Ottoman Street Near Arleta Avenue Lighting District	Street Lighting	\$ 16,611	Streets	>8	1/29/2014	Per BPW, Fund is not mature yet. Keep Fund. Per Chris Enriquez (new staff assigned to this account), this account needs to remain open due to unknown improvement completion conditions (project documentation, financing verification, and as-built processing, etc.). Account needs to remain open until further research is done	Return funds to payors	Site specific	F, G, K, L
61L - Hortense Street and Irvine Avenue Lighting District	Street Lighting	\$ 9,804	Streets	>8	None since June 30, 2011*	Keep Fund. Per Chris Enriquez (new staff assigned to this account), this account needs to remain open due to unknown improvement completion conditions (project documentation, financing verification, and as-built processing, etc.). Account needs to remain open until further research is done	Return funds to payors	Site specific	F, G, K, L
61D - Grand Canal Rehabilitation from Washington to Ballona Lagoon	Street Lighting	\$ 9,253	Streets	>8	None since June 30, 2011*	Keep Fund. Per Chris Enriquez (new staff assigned to this account), this account needs to remain open due to unknown improvement completion conditions (project documentation, financing verification, and as-built processing, etc.). Account needs to remain open until further research is done	Return funds to payors	Site specific	F, G, K, L
61B - Grand Canal/Carroll Canal Improvements	Street Lighting	\$ 7,812	Streets	5-6	1/18/2018	Keep Fund. Per Chris Enriquez (new staff assigned to this account), this account needs to remain open due to unknown improvement completion conditions (project documentation, financing verification, and as-built processing, etc.). Account needs to remain open until further research is done	Return funds to payors	Site specific	A, B, G, F, K, L
61A - Grand Canal/Linnie Canal Improvements	Street Lighting	\$ 7,635	Streets	5-6	1/18/2018	Keep Fund. Per Chris Enriquez (new staff assigned to this account), this account needs to remain open due to unknown improvement completion conditions (project documentation, financing verification, and as-built processing, etc.). Account needs to remain open until further research is done	Return funds to payors	Site specific	A, B, G, F, K, L

Funds with no expenditures since April 30, 2021

Fund Label	Administering Department	Cash Balance As of April 30 2023	Function	Years Since Last Expenditure	Last Expense Recorded	Dept. Comment	Recommendations	Idle Fund Type	Tier
61C - Grand Canal/Howland Canal Improvements	Street Lighting	\$ 1,834	Streets	5-6	1/18/2018	Keep Fund. Per Chris Enriquez (new staff assigned to this account), this account needs to remain open due to unknown improvement completion conditions (project documentation, financing verification, and as-built processing, etc.). Account needs to remain open until further research is done	Return funds to payors	Site specific	A, B, G, F, K, L
13 Funds									
522 - Central City West Transportation Impact	Transportation	\$ 2,099,446	Transportation	>8	None since June 30, 2011*	Keep Open. Development Impact Fees are collected from new developments, unless exempt, based on the amount of traffic generated. Per the ordinance, the fees are intended to fund specified transportation improvements. LADOT was working with outgoing CD1 staff to establish an expenditure plan with available funds but will have to reinstate the effort with the new CD1 team. This is the least active of the development traffic impact fee funds in the city.	Department should submit an expenditure plan for these funds	Site specific	A, B, G, K, L
864 - Venice Coastal Parking Impact	Transportation	\$ 773,833	Transportation	4-5	4/26/2018	Keep Open. Fees are collected from developments that cannot fulfill their code parking requirements. The fees are intended to fund parking management solutions in the area to offset the reduced parking by developments. LADOT Parking Management is exploring the use of these funds to implement intelligent parking systems (LA Express Park) in Venice.	Department should submit an expenditure plan for these funds	Site specific	A, B, G, K, L
49M - Colorado Boulevard Specific Plan	Transportation	\$ 110,050	Transportation	>8	None since June 30, 2011*	Keep Open. Fees are collected from developments along Colorado Blvd that cannot fulfill their code parking requirements. The fees are intended to fund parking management solutions in the area. LADOT Parking Management is exploring the use of these funds to implement intelligent parking systems (LA Express Park) along Colorado. The ordinance is also overdue for a restudy to determine the parking supply available along Colorado. CD14 is considering directing City Planning & LADOT to update the plan.	Department should submit an expenditure plan for these funds	Site specific	A, B, G, K, L
486 - Granada Hills - Knollwood District Plan	Planning	\$ 51,481	Transportation	>8	None since June 30, 2011*	Keep open. Funds are used to accept fees or make payments pursuant to the adopted City Specific Plans for the development projects within the boundaries of each specific plan.	Repurpose to another fund within the function and Close fund	Site specific	A, B, G, K, L
468 - Porter Ranch Land Use/Transportation Specific Plan	Planning	\$ 18,795	Transportation	>8	None since June 30, 2011*	Keep open. Funds are used to accept fees or make payments pursuant to the adopted City Specific Plans for the development projects within the boundaries of each specific plan.	Repurpose to another fund within the function and Close fund	Site specific	A, B, G, K
49A - Small Business Administration Community Development Department Programs	Economic and Workforce Development	\$ 226	Transportation	>8	None since June 30, 2011*	Keep open per EWDD for economic development activities.	Repurpose to another fund within the function and Close fund	Program specific	A, B, H, K
53M - LA Metropolitan Transit Authority Grant Projects	Aging	\$ 180	Transportation	5-6	9/6/2017	Dept requests write off reserve fund loan in the amount of \$28,439.	Close fund	Grant	C, K
445 - Senior Transportation 12th District	City Clerk	\$ -	Transportation	>8	6/28/2012	Keep Open. Dept evaluated the Council trust funds that meet the criteria. Based on the criteria, we have determined that there are no trust funds that should be closed at this time.	Close fund	Site specific	K, L
8 Funds									
203 Funds		\$ 72,874,121							

*No expenditures have been made since the City migrated into a new financial system in Fiscal Year 2012.
 ** No expenditures have been made since the fund was established.

SCHEDULE 7

STATUS OF FUND ORDINANCES TO REPEAL

Fund No.	Fund Name	Function	Department Name	Council File No.	Ordinance No.	Administrative Code Section	Status	Comment
167	General Obligation Bonds, Series 1992-A, Branch Library Facilities Construction Fund	Public Works; Debt Related	Engineering	92-1154	168062	5.82.3 (a)(1)	Repeal	Bonds are no longer outstanding.
168	GOB 1992A Police Facilities Construction Fund	Public Safety; Debt Related	Engineering	92-1154	168062	5.82.3 (a)(2)	Repeal	Bonds are no longer outstanding.
169	General Obligation Bonds, Series 1992-A, Seismic Projects - Recreation and Parks Construction Fund	Public Safety; Debt Related	City Administrative Officer	92-1154	168062	5.82.3 (a)(3)	Repeal	Bonds are no longer outstanding.
170	General Obligation Bonds, Series 1992-A, Excess Earnings Fund	Debt Related	Office of Finance	92-1154	168062	5.82.3 (c)	Repeal	Bonds are no longer outstanding.
181	GOB Refunding Series 1993-C	Debt Related	City Administrative Officer	93-1966	169131	5.82.6	Hold	Additional research needed
261	MICLA S Debt Service	Debt Related	City Administrative Officer	93-0600-518		Uncodified	Remove	Uncodified - no fund ordinance to repeal
262	MICLA S Special Revenue	Debt Related	City Administrative Officer	93-0600-518		Uncodified	Remove	Uncodified - no fund ordinance to repeal
416	Assessment Investment	Public Works	Board of Public Works	Unavailable	118865	5.67, 5.68, 5.69, 5.70	Repealed	Ordinance 187475 effective 6/9/22
442	Coral Tree Trimming Trust Fund	Public Works	Street Services	83-1300	158174	5.111.10	Repeal	
502	Westwood/West LA Transportation Trust	Transportation	Transportation	90-1710	165925	Uncodified	Keep	Dept has no need for the ordinance. There's no need to repeal the uncodified ordinance since it was never in the Admin Code to begin with.
533	Venice Canals Rehabilitation	Public Works	Board of Public Works	83-1472	167432	Uncodified	Keep	Ordinance does not create the fund however a Controller's memo establishes the fund referencing the Council action and ordinance.
615	Westwood Village Tree Lighting Main District	Public Works	Street Lighting	85-0486	160405	Uncodified	Keep	Ordinance does not create the fund however City Council authorized the fund's creation.
619	Winnetka Ave/Devonshire Street Drainage District	Sanitation & Environment	Sanitation	116,538	128956	Uncodified	Repeal	Although uncodified, ordinance is okay to be repealed per the department.
630	Improve For Vanowen St Groundwater	Public Works	Board of Public Works	84-1054	162800	Uncodified	Hold	Ordinance does not create the fund however additional research of Controller's archives is needed to determine if fund was created by Council action or a Controller's memo.
632	Improve Alley W/O Grand S/O Station	Public Works	Street Services	83-1322	162916	Uncodified	Hold	Ordinance does not create the fund however additional research of Controller's archives is needed to determine if fund was created by Council action or a Controller's memo.
20E	Judgment Obligation Bonds Series 2009A Proceeds	Debt Related	City Administrative Officer	07-2893-S2	180678	5.83.5(a)	Repeal	Okay to repeal ordinance per department.
20G	JOB Series 2010-A Judgment Obligation Bonds Proceeds Fund	Debt Related	City Administrative Officer	09-0330	181179	5.83.7(a)	Repeal	Bonds are no longer outstanding.
26H	MICLA Lease Revenue Bonds 2010 A - D Accounting	Debt Related	Controller's Office	10-1626	181392	5.162.29	Hold	Bonds are still outstanding

26S	MICLA Taxable Lease Revenue Refunding Bonds Series 2015-A (Los Angeles Convention Center) Accounting	Debt Related	Controller's Office	15-1206	183922	5.162.38	Repeal	Bonds are no longer outstanding.
26V	MICLA Lease Series 2016A (Capital Equipment) Accounting	Debt Related	Controller's Office	16-0313	184181	5.162.41	Hold	Bonds are still outstanding
26W	MICLA Lease Series 2016B (Real Property) Accounting	Debt Related	Controller's Office	16-0313	184181	5.162.42	Hold	Bonds are still outstanding
26X	MICLA Lease Series 2016B (Real Property) Construction	Public Works	City Administrative Officer	16-0313	184181	5.162.43	Hold	Bonds are still outstanding
27A	MICLA Lease Series 2018B (Real Property) Accounting	Debt Related	Controller's Office	17-1358	185335	5.162.46	Hold	Bonds are still outstanding
27B	MICLA Lease Series 2018A (Capital Equipment) Accounting	Debt Related	Controller's Office	17-1358	185335	5.162.45	Hold	Bonds are still outstanding
41C	Electronic Animal Identification Device Revolving Fund	Social Services	Animal Services	97-2313	171985	5.15	Repeal	
44S	Landscaping & Lighting District 96-1 Assessment Bonds, Series 2001	Public Works	City Administrative Officer	00-0531	173794	5.514.4	Repeal	Bonds are no longer outstanding.
45H	Northridge Business Improvement District	Economic Development	Economic and Workforce Development	01-0555	174094	Uncodified	Keep	Ordinance does not create the fund but through a Controller's memo citing CF and ordinance.
46A	Landscaping & Lighting District 96-1 Assessment Bonds, Series 2002	Public Works	City Administrative Officer	02-0721	174532	5.514.5	Repeal	Bonds are no longer outstanding.
49Y	Capital Projects Bonds Reserve Fund	Debt Related	Engineering	07-2877-S3	180432	5.168.7	Repeal	
54E	Lancer Site Recreational Improvements Trust Fund	Parks	Recreation and Parks	11-1524	181949	5.88 (a) thru (g)	Keep	Repeal administrative code sections only
55L	Solid Waste Resources Revenue Bonds 2013A Acquisition	Sanitation & Environment	City Administrative Officer	13-0086	182499	5.121.5(o)	Hold	Bonds are still outstanding
70F	General Wastewater System Construction Fund	Sanitation & Environment	Sanitation	89-2662-S1	165924	5.168.1	Keep	Needed by department for operational purposes.
70G	Wastewater System Revenue Bonds Construction Fund Series 1990-B	Public Works	Public Works : Bureau of Accounting	89-2662-S1	165924	5.168.1 (d)	Keep	To be handled through a future bond issuance.
70H	Wastewater System Revenue Bonds Rebate Fund Series 1990-B	Debt Related	Public Works : Bureau of Accounting	89-2662-S1	165924	5.168.1 (e)	Keep	To be handled through a future bond issuance.
A44	General Obligation Bonds, Series 1992-A, Debt Service Fund	Debt Related	Office of Finance	92-1154	168062	5.82.3 (b)	Repeal	Bonds are no longer outstanding.
A50	GOB Series 1993C Debt Service	Debt Related	City Administrative Officer	93-1966	169131	5.82.6 (b)	Hold	Additional research needed
B06	Judgment Obligation Bonds Series 2009A Debt Service	Debt Related	City Administrative Officer	07-2893-S2	180678	5.83.5(b)	Repeal	Okay to repeal ordinance per department.
B07	JOB Series 2010-A Debt Service Fund	Debt Related	City Administrative Officer	09-0330	181179	5.83.7	Repeal	Bonds are no longer outstanding.
W09	Wastewater System Revenue Bonds Debt Service Fund Series 1990-B	Debt Related	City Administrative Officer	89-2662-S1	165924	5.168.1 (a)	Keep	To be handled through a future bond issuance.
W10	Wastewater System Revenue Bonds Debt Service Reserve Fund Series 1990-B	Debt Related	City Administrative Officer	89-2662-S1	165924	5.168.1 (b)	Keep	To be handled through a future bond issuance.
W24	Wastewater System Revenue Bonds Debt Ser Reser Ser 1993 B C	Debt Related	City Administrative Officer	93-0968	168845	Uncodified	Keep	Needed by department for operational purposes.
W28	Wastewater System Revenue Bonds Debt Ser Reser Ser 1994 A	Debt Related	City Administrative Officer	94-0847	169887	Uncodified	Repeal	Bonds are no longer outstanding.
W34	Wastewater System Revenue Bonds Debt Service, Reserve Series 1998 A&B	Debt Related	City Administrative Officer	97-0967-S1	171931	Uncodified	Repeal	Bonds are no longer outstanding.
W38	Wastewater System Revenue Bonds Debt Service Reserve Fund Refunding Series 1999-A	Debt Related	City Administrative Officer	97-0967-S1	172456	Uncodified	Repeal	Bonds are no longer outstanding.