

2022

LISTPRICING

EFFECTIVE JULY 1



 psfurniture

1.800.762.0415 | psfurniture.com

ABOUT PS FURNITURE



We are proud to label many of our products with "Made in the U.S.A." Most of the products that we sell are produced and shipped directly from our Pennsylvania factory.

FREIGHT POLICY:

- PS Furniture will pay for freight on orders of \$2,000 NET or higher, shipped in the contiguous 48 states.
- The following shipping charges apply to orders less than \$2000 NET:
 - For All Products (with the exception of Signature Series™ Seating) less than \$2,000 NET: +\$250 per order
 - For Signature Series™ Seating Only less than \$2,000 NET: + \$25 per chair per order
 - Signature Series™ Seating cannot be combined with other products to reach \$2,000 NET minimum, even if on the same order.
 - Other products, including Acton® and NIMA® chairs may be combined to reach \$2,000 NET minimum, with the exception of Revolution Shield™ Flip-Top Tables
 - If Five (5) or fewer Revolution Shield™ Flip-Top Tables are ordered, shipping will be FOB Conneautville, PA
 - Additional freight & service charges requested by the customer may apply for services above and beyond normal LTL shipment charges such as lift gates, inside delivery, residential services, etc.

CANCELLATION CHARGES:

Any change or cancellation to an order must be submitted in writing and confirmed by PS Furniture Customer Service before the change or cancellation is effective. There will be no cancellation charges prior to production except where specialty products for said order have been purchased by PS Furniture. If materials have entered the production process a 50% cancellation fee may be incurred depending upon the production stage of the order. Cancellations cannot be accepted once final production has begun.

RETURNS:

All merchandise requested to be returned to the originating manufacturer must first be approved and issued a Return Goods Authorization (RGA) number. Please contact the customer service department for an authorized return goods number. All returned goods must be packed in original cartoning, unused, and in sellable condition. Only product shipped within the last 30 days may be returned. All product must be returned within 30 days of return authorization date or RGA will be cancelled. Please note that "made to order" product is not returnable to PS Furniture. Return freight costs are the responsibility of the dealer. If you have any questions on the nature of your product or order, please contact PS Customer Service at 1.800.762.0415.

PUBLIC CONTRACTS:







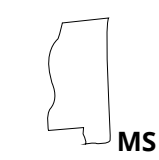
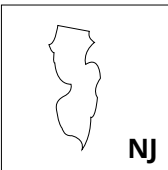


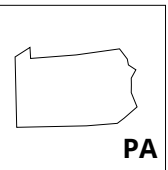
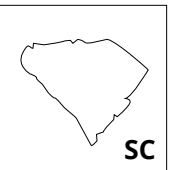
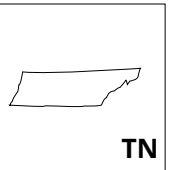

 #GS-28F-0012T	 #29-18	 ACUI	 AL	 AZ	 MA	 MS
 NJ	 NY	 NC	 PA	 SC	 TN	 WI



TABLE OF CONTENTS

TABLES

REVOLUTION TABLES

REVOLUTION SHIELD™ FLIP-TOP TABLES WITH AMULET® BALLISTIC BARRIERS	6-7
REVOLUTION® TABLE TOPS	8
REVOLUTION® POWER OPTIONS	9
REVOLUTION® FOLDING & FLIP-TOP T-LEG	10
REVOLUTION® FOLDING & FLIP-TOP LINEAR T-LEG	11
REVOLUTION® FOLDING & FLIP-TOP ARCHED T-LEG	12
REVOLUTION® FOLDING SQUARE-LEG	13
REVOLUTION® OPTIONS	14
REVOLUTION® MODESTY PANEL & CARTS	15
REVOLUTION® CAFE TABLES	16-17
REVOLUTION® CAFE TABLE PACKAGES	18-19
SNAP™ STANDUP MEETING TABLES	20-21
LAMINATE PRICING GUIDE	22
LAMINATE SUGGESTIONS	23-24
MAXX EDGE® & BASE COLOR OPTIONS	25

TRAINING & CAFE TABLES

SCISSOR TABLES™	26-27
ACACIA COLLECTION™	28-37
ROLLERS™ MOBILE TABLES	38-39
MAXX-IC™ RECEPTION TABLES	40-41
MAXX-IC™ RECEPTION TABLE PACKAGES	42-43
CAFE TABLES AND PACKAGES	44-45

PLYWOOD CORE TABLES

MAXX EDGE® LAMINATED PLYWOOD FOLDING TABLES	46
LAMINATED PLYWOOD FOLDING TABLES	47
600 SERIES PLYWOOD BANQUET TABLES	48-49
200 SERIES PLYWOOD FOLDING TABLES	50-51

LIGHTWEIGHT PLASTIC TABLES

POLYLITE® LIGHTWEIGHT PLASTIC TABLES	52
RESILIENT® PREMIUM ECONOMY PLASTIC TABLES	53

BUFFET TABLES

MAXX EDGE® MOBILE BUFFET TABLES	54
---------------------------------------	----

TABLE TRANSPORT CARTS

RECTANGULAR TABLE TRANSPORT CARTS	55
ROUND & MULTI-PURPOSE TABLE TRANSPORT CARTS	56
CAFE TABLE TRANSPORT CARTS	57

TABLE OF CONTENTS (CONT.)

SEATING

SIGNATURE SERIES™ SEATING LINE	59-62
NIMA™ SEATING LINE.....	63-71
ACTON® SEATING LINE	72-79
PREMIERCOMFORT® PC500/501 SLED STACKING CHAIRS	80
PREMIERCOMFORT® PC401 SLED STACKING STOOLS.....	81
CLASSIC EVENT CHAIRS (C450)	82
EVENTXPRESS™ FOLDING CHAIRS (C600)	82

CHAIR TRANSPORT CARTS

STACKING/FOLDING CHAIR TRANSPORT CARTS.....	83-84
---	-------

LECTERNS

SOLID HARDWOOD, WOOD VENEERED, LAMINATED, CARPETED & PORTABLE.....	86-92
--	-------

PORTABLE FLOORING

EVENTXPRESS™ SEAMLESS & EVENTXPRESS™ ACRYLIC PORTABLE DANCE FLOOR	94-102
GROOVE® SEMI-PERMANENT OUTDOOR FLOORING	103

PARTS

TABLE & CHAIR REPLACEMENT PARTS	104-105
---------------------------------------	---------

WARRANTY & COMPANY INFO

PS FURNITURE WARRANTY STATEMENT	106
ACTON® / NIMA™ WARRANTY INFORMATION	107
FREIGHT POLICY / RETURNS / CONTRACTS INFORMATION.....	2

TABLES



Revolution Shield™ Flip-Top Tables with Amulet® Ballistic Barrier*

FEATURES

- NEW and patent pending Revolution Shield™ Flip-Top Tables are designed to stop bullets fired from a handgun.
- Revolution Shield™ Flip-Top Tables contain Amulet® 1 and 2 Ballistic Barriers as part of the table core and modesty panel, respectively.
- Amulet's Amulet 1 and 2 Ballistic Material has been extensively tested to prove it can stop hand-gun bullets.
- Lightweight & portable (vs. a particleboard flip-top table without the barrier weighing 96 lbs.)
- The Amulet® Ballistic Barrier technology used in the Revolution Shield™ Flip-Top Tables is covered with a Polyurea spray on the modesty panel and underneath the table.
- Poured urethane MAXX Edge® leaves no gaps - easy to clean and sanitize!



Extended Modesty Panels extend to the full length of the tables for greater protection.

TWO MODESTY PANEL VERSIONS

Standard Modesty Panel

- Dimensions: 50/62"L x 16.5"W
- Fits in line with the profile of the legs when in flipped position
- Aligns with the legs and is 5" from the table edge on each side



Standard Modesty Panel

Extended Modesty Panel

- Dimensions: 60/72"L x 16.5"W
- Cutout design adds extended length to the modesty panel coverage when in the flipped position
- Fits snugly over the tables metallic leg base to create protective wall
- Two tables pushed together act like a wider ballistic wall (see image above top right)



Extended Modesty Panel

OPTIONS

- Top Sizes: 24" x 60" or 24" x 72"
- Laminate: Any Wilsonart® or Formica® high-pressure standard laminate options - see pages 25-26.
- Edge: MAXX Edge® comes in standard colors Black or Graphite (other color options available for QTY 10+)
- Base: Leg powdercoat comes in standard color Silver or Black (other color options available for QTY 10+)
- Modesty Panel: Comes standard in textured Black (other color options available for QTY 10+)

IMAGES

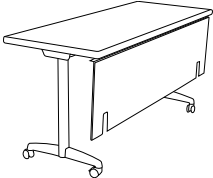
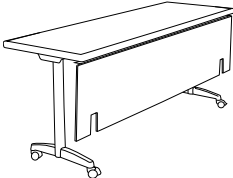


*patent-pending

Revolution Shield™ Flip-Top Tables with Amulet® Ballistic Barrier*

PRICING NOTES


- There is a Minimum Order Quantity of five (5) tables to receive dock delivery pricing FOB chosen destination.
- If less than five (5) tables are ordered, delivery will be FOB Conneautville, PA.
- Modesty panel comes standard in textured black; optional upgrade to other textured colors available for +\$225 per table.
- There is a Minimum Order Quantity of five (5) tables for any color other than black on the modesty panel.

STYLE	MODEL NUMBER	WEIGHT (LBS)	SIZE (W" x L" x H")	LIST PRICE
<p>24 x 60</p> 	<p>REVSFT2460MXEB***-GIB-##-C-M#</p> <p># = MAXX Edge® color option code ### = Laminate color option code ## = Base Color Option: Silver (SV) or Black (BL) # = Modesty Panel Choice: Extended (E) or Standard (S)</p>	64	24" x 60" x 30"	\$8,773
<p>24 x 72</p> 	<p>REVSFT2472MXEB***-GIB-##-C-M#</p> <p># = MAXX Edge® color option code ### = Laminate color option code ## = Base Color Option: Silver (SV) or Black (BL) # = Modesty Panel Choice: Extended (E) or Standard (S)</p>	74	24" x 72" x 30"	\$10,180

PLEASE NOTE: WHILE THE PRODUCT MEETS THE STATED PERFORMANCE LEVELS OF BALLISTIC STANDARDS UL 752 AND NIJ 0108.01, PS FURNITURE SHALL IN NO EVENT BE LIABLE FOR ANY PERSONAL INJURIES (INCLUDING DEATH) SUSTAINED BY PERSONS USING THE PRODUCT.









VISIT OUR YOUTUBE CHANNEL FOR PRODUCT VIDEOS!



Revolution® Table Tops

FEATURES

- Patented lightweight composite table top core
- Poured, seamless urethane MAXX Edge® prevents food and bacteria collection
- MAXX Edge® available in two styles - Eased (radius edge) and Linear (90° flat edge)
- High-pressure laminate surface
- Revolution® Tables = 1.5" top
- Revolution® Cafe Tables = 1.187" top
- Any Revolution® with Edge Band (vs. MAXX Edge®) = 1.25" top
- Revolution® Table Tops can be purchased separately as a stand-alone product.

STYLE	PANEL SIZE (W" x L" x dia")	MODEL NUMBER	WEIGHT (LBS)	LIST PRICE
TRAINING 	18 x 60	REV-1860MXE####-TOP	16	\$1,705
	18 x 72	REV-1872MXE####-TOP	19	\$1,815
	18 x 96	REV-1896MXE####-TOP	27	\$2,070
	24 x 60	REV-2460MXE####-TOP	20	\$1,815
BANQUET 	24 x 72	REV-2472MXE####-TOP	24	\$1,910
	24 x 84	REV-2484MXE####-TOP	27	\$2,200
	24 x 96	REV-2496MXE####-TOP	30	\$2,200
	30 x 48	REV-3048MXE####-TOP	21	\$1,875
	30 x 60	REV-3060MXE####-TOP	25	\$1,955
	30 x 72	REV-3072MXE####-TOP	27	\$2,125
	30 x 96	REV-3096MXE####-TOP	36	\$2,260
	36 x 72	REV-3672MXE####-TOP	35	\$1,815
ROUND 	24RD	REV-24RDMXE#-###	8	\$960
	30RD	REV-30RDMXE#-###	10	\$1,035
	36RD	REV-36RDMXE#-###	10	\$1,165
	54RD	REV-54RDMXE####-TOP	30	\$2,055
	60RD	REV-60RDMXE####-TOP	33	\$2,245
	24RD IC	REV-24RDMXE#IC-###	7	\$1,115
	30RD IC	REV-30RDMXE#IC-###	9	\$1,160
	36RD IC	REV-36RDMXE#IC-###	12	\$1,325
SNAP 	SNAP	REV-36HXXMXE#-###	10	\$1,070
	SNAP IC	REV-36HXXMXE#IC-###	10.4	\$1,275
SQUARE 	30SQ	REV-3030MXE#-###	12	\$1,205
	36SQ	REV-3636MXE#-###	14	\$1,310
	40SQ	REV-4040MXE#-###	21.4	\$1,470
	30SQ IC	REV-3030MXE#IC-###	12	\$1,370
	36SQ IC	REV-3636MXE#IC-###	14	\$1,470
TRAPEZOID 	26 x 60	REV-26TZMXE####-TOP	16	\$1,935

Revolution® Power Options

PRODUCT CODE CONFIGURATION:

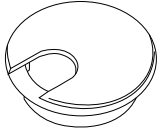
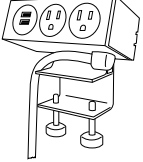
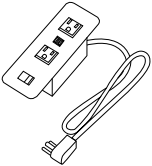
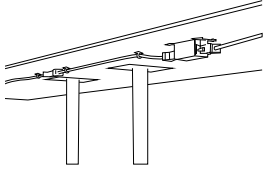
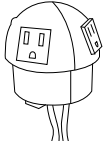
REV3072MXEBGNB-TBWF-**EXXX**

APPLICABLE TABLES:

- Revolution® Folding T-Leg
- Revolution® Folding Square-leg
- Revolution® Folding Arched T-Leg
- Revolution® Flip Top T-Leg
- Revolution® Flip Top Arched T-Leg
- MAXX Edge® Laminate Folding Tables
- Laminate Folding tables

APPLICABLE SIZES:

- Training Tables: 18x60, 18x72, 18x96, 24x60, 24x72, 24x96
- Banquet Tables: 30x48, 30x60, 60x72, 30x96

PRODUCT	MODEL NUMBER	FEATURES	DESCRIPTION	LIST PRICE
 <p>Grommet</p>	-E001B	<ul style="list-style-type: none"> • Black • The cost includes a wood block inside the REV panel and/or the extra cut in a wood panel • Mockett XG3 Matte black inner liner and cap • 3.5" OD • 2.812" ID • 3" hole 	This is a hole in the table with a black plastic insert and cover.	\$70
 <p>Clamp on power unit with cord</p>	-E002_2P2U	<ul style="list-style-type: none"> • ECA Seclusion Series • 2 power, 2 USB • Black or White 	This unit can clamp on the top or bottom of the table. The 72" cord with plug is attached to the power unit.	\$725
 <p>Flush top mounted power unit with a fixed cord and plug (Fixed)</p>	-E003_2P2U	<ul style="list-style-type: none"> • 2 power, 2 USB • Black, White or Silver • COV-2U-B-108 • 1.5" thick top bracket (if required) • Mockett wire manager (WM22) 24" 	These units are permanently attached to the table and have a power cord that plugs into the wall outlet.	\$910
 <p>Flush top mounted power unit with Daisy Link to run the units together in a series (daisy chain)</p>	-E005_2P2U	<ul style="list-style-type: none"> • 2 power, 2 USB • Black, White, Silver or Aluminum • COV-2U-41-B60SK • Ten (10) tables maximum hooked in a series • Starter cable – required to connect to the electric outlet. One (1) per group of tables • Alligator Anchors (4) four per table (Fastenal 50945) 	Flush top mounted power unit with the ability to daisy chain the tables together. These units are permanently attached to the table and have conduit between each power unit that connects to another table. The final connection to the wall is with a dedicated power cord from the last table into the wall outlet (called a starter cable). The starter cable is NOT included (and that you should look below for starter cable costs.	\$1,115
<p>Plug-In Starter Cable for Above Unit</p>	E-4220AP1-72	<ul style="list-style-type: none"> • Plug-in Starter Cable for Daisy Chain Units (72" Cord) 	1 of these is needed for each mine of tables being connected to an outlet.	\$355
<p>Hardwired Starter Cable for Above Unit</p>	E-425B2-72	<ul style="list-style-type: none"> • Hardwired Starter Cable for Daisy Chain Units (72" Cord) 	1 of these is needed for each mine of tables being connected to an outlet.	\$240
 <p>Power Shere unit with 4 Power. Two (2) 10' Cords</p>	-E006B4P	<ul style="list-style-type: none"> • 4 Power • Black • Two (2) 10' Power Cords • BE02210-F02-120 	These units are permanently attached to the table and have 2 power cords that plugs into the wall outlet.	\$670


Revolution® T-Leg

STEP 1 - SELECT A TABLE MODEL

Revolution® Folding T-Leg

FEATURES

- Patented lightweight composite table top core
- Positive-locking folding T-legs
- Recessed wheels & adjustable levelers are standard on T-legs
- MAXX Edge® (seamless, poured urethane) available in two styles - Eased (radius edge) and Linear* (90° flat edge)
- Linear MAXX Edge® is only available in certain sizes - please call for availability!
- High-pressure laminate surface



STYLE	MODEL NUMBER	SPECIAL NOTES	SIZE (W" x L" x H")	WEIGHT (LBS)	LIST PRICE
Training	REV1860MXE####-T####		18 x 60 x 30	29	\$2,170
	REV1872MXE####-T####	h	18 x 72 x 30	32	\$2,250
	REV1896MXE####-T####	h	18 x 96 x 30	40	\$2,465
	REV2460MXE####-T####		24 x 60 x 30	33.8	\$2,405
	REV2472MXE####-T####	h	24 x 72 x 30	37.8	\$2,475
	REV2484MXE####-T####	h	24 x 84 x 30	40	\$2,525
	REV2496MXE####-T####	h	24 x 96 x 30	43.8	\$2,625
Banquet	REV3048MXE####-T####		30 x 48 x 30	36	\$2,465
	REV3060MXE####-T####		30 x 60 x 30	40	\$2,475
	REV3072MXE####-T####	h	30 x 72 x 30	42	\$2,490
	REV3096MXE####-T####	h	30 x 96 x 30	51	\$2,670
	REV3672MXE####-T####		36 x 72 x 30	48	\$2,655
	REV3696MXE####-T####		36 x 96 x 30	50	\$2,860
Trapezoid	REV30TZMXE####-T####		26 x 60 x 30	29.8	\$2,410

h - Handle available for convenient carrying.

Revolution® Flip-Top T-Leg

FEATURES

- Positive-locking flip top secures table top vertically & horizontally
- Includes locking swivel casters as standard (SC)
- Nesting base allows for extra-compact storage
- MAXX Edge® (seamless, poured urethane) available in two styles - Eased (radius edge) and Linear* (90° flat edge)
- High-pressure laminate surface
- Shipped knocked down; assembly required
- Linear MAXX Edge® is only available in certain sizes - please call for availability!

STYLE	MODEL NUMBER	SPECIAL NOTES	SIZE (W" x L" x H")	WEIGHT (LBS)	LIST PRICE
Training	REVFT1860MXE####-T##SC		18 x 60 x 30	39.3	\$2,780
	REVFT1872MXE####-T##SC		18 x 72 x 30	43.6	\$2,890
	REVFT1896MXE####-T##SC		18 x 96 x 30	52.9	\$3,100
	REVFT2460MXE####-T##SC		24 x 60 x 30	44.1	\$2,950
	REVFT2472MXE####-T##SC		24 x 72 x 30	49.4	\$3,040
	REVFT2484MXE####-T##SC		24 x 84 x 30	50.3	\$3,105
	REVFT2496MXE####-T##SC		24 x 96 x 30	56.7	\$3,150
Banquet	REVFT3048MXE####-T##SC		30 x 48 x 30	45	\$2,890
	REVFT3060MXE####-T##SC		30 x 60 x 30	50.3	\$2,990
	REVFT3072MXE####-T##SC		30 x 72 x 30	53.6	\$3,210
	REVFT3096MXE####-T##SC		30 x 96 x 30	63.9	\$3,325
	REVFT3672MXE####-T##SC		36 x 72 x 30	58	\$2,645
	REVFT3696MXE####-T##SC		36 x 96 x 30	60	\$2,850
Trapezoid	REVFT30TZMXE####-T##SC		26 x 60 x 30	38.8	\$3,000

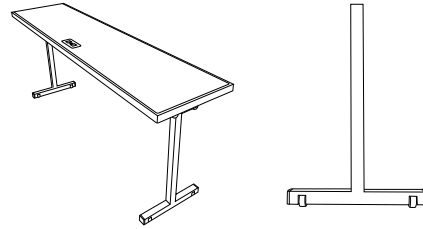
Revolution® Linear T-Leg

STEP 1 - SELECT A TABLE MODEL

Revolution® Folding Linear T-Leg

FEATURES

- Patented lightweight composite table top core
- Positive-locking folding Linear T-legs
- Recessed wheels & adjustable levelers are standard on Linear T-legs
- MAXX Edge® (seamless, poured urethane) available in two styles - Eased (radius edge) and Linear* (90° flat edge)
- High-pressure laminate surface



* Linear MAXX Edge® is only available on certain sizes - please call for availability!

STYLE	MODEL NUMBER	SPECIAL NOTES	SIZE (W" x L" x H")	WEIGHT (LBS)	LIST PRICE
Training	REV1860MXE#####-SQT####		18 x 60 x 30	29	\$2,290
	REV1872MXE#####-SQT####	h	18 x 72 x 30	32	\$2,380
	REV1896MXE#####-SQT####	h	18 x 96 x 30	40	\$2,605
	REV2460MXE#####-SQT####		24 x 60 x 30	33.8	\$2,540
	REV2472MXE#####-SQT####	h	24 x 72 x 30	37.8	\$2,610
	REV2484MXE#####-SQT####	h	24 x 84 x 30	40	\$2,665
	REV2496MXE#####-SQT####	h	24 x 96 x 30	43.8	\$2,780
Banquet	REV3048MXE#####-SQT####		30 x 48 x 30	36	\$2,610
	REV3060MXE#####-SQT####		30 x 60 x 30	40	\$2,615
	REV3072MXE#####-SQT####	h	30 x 72 x 30	42	\$2,645
	REV3096MXE#####-SQT####	h	30 x 96 x 30	51	\$2,830
Trapezoid	REV30TZMXE#####-SQT####		26 x 60 x 30	29.8	\$2,560

h - Handle available for convenient carrying.

Revolution® Flip-Top Linear T-Leg

FEATURES

- Positive-locking flip top secures table top vertically & horizontally
- Includes locking swivel casters as standard (SC)
- Nesting base allows for extra-compact storage
- MAXX Edge® (seamless, poured urethane) available in two styles - Eased (radius edge) and Linear* (90° flat edge)
- High-pressure laminate surface
- Shipped knocked down; assembly required

* Linear MAXX Edge® is only available on certain sizes - please call for availability!

STYLE	MODEL NUMBER	SPECIAL NOTES	SIZE (W" x L" x H")	WEIGHT (LBS)	LIST PRICE
Training	REVFT1860MXE#####-SQT##SC		18 x 60 x 30	39.3	\$2,930
	REVFT1872MXE#####-SQT##SC		18 x 72 x 30	43.6	\$3,040
	REVFT1896MXE#####-SQT##SC		18 x 96 x 30	52.9	\$3,260
	REVFT2460MXE#####-SQT##SC		24 x 60 x 30	44.1	\$3,105
	REVFT2472MXE#####-SQT##SC		24 x 72 x 30	49.4	\$3,205
	REVFT2484MXE#####-SQT##SC		24 x 84 x 30	50.3	\$3,270
	REVFT2496MXE#####-SQT##SC		24 x 96 x 30	56.7	\$3,315
Banquet	REVFT3048MXE#####-SQT##SC		30 x 48 x 30	45	\$3,040
	REVFT3060MXE#####-SQT##SC		30 x 60 x 30	50.3	\$3,150
	REVFT3072MXE#####-SQT##SC		30 x 72 x 30	53.6	\$3,380
	REVFT3096MXE#####-SQT##SC		30 x 96 x 30	63.9	\$3,495
Trapezoid	REVFT30TZMXE#####-SQT##SC		26 x 60 x 30	38.8	\$3,160

Revolution® Arched T-Leg

STEP 1 - SELECT A TABLE MODEL

Revolution® Folding Arched T-Leg

FEATURES

- Patented lightweight composite table top core
- Positive-locking folding arched legs
- Recessed wheels & adjustable levelers are standard on arched legs
- MAXX Edge® (seamless, poured urethane) available in two styles - Eased (radius edge) and Linear* (90° flat edge)
- High-pressure laminate surface
- Fixed-Leg also available; legs ship knock-down; installation required; deduct cost \$200/table off list price

* Linear MAXX Edge® is only available on certain sizes - please call for availability!



STYLE	MODEL NUMBER	SPECIAL NOTES	SIZE (W" x L" x H")	WEIGHT (LBS)	LIST PRICE
Training	REV2460MXE####-A####		24 x 60 x 30	33.8	\$2,465
	REV2472MXE####-A####	h	24 x 72 x 30	37.8	\$2,570
	REV2484MXE####-A####		24 x 84 x 30	40	\$2,610
	REV2496MXE####-A####	h	24 x 96 x 30	43.8	\$2,680
Banquet	REV3048MXE####-A####		30 x 48 x 30	36	\$2,460
	REV3060MXE####-A####		30 x 60 x 30	40	\$2,525
	REV3072MXE####-A####	h	30 x 72 x 30	42	\$2,620
	REV3096MXE####-A####	h	30 x 96 x 30	51	\$2,775
	REV3672MXE####-A####		36 x 72 x 30	48	\$2,810
	REV3696MXE####-A####		36 x 96 x 30	50	\$3,010
Trapezoid	REV30TZMXE####-A####		26 x 60 x 30	30	\$2,525

h - Handle available for convenient carrying.

Revolution® Flip-Top Arched T-Leg

FEATURES

- Patented lightweight composite table top core
- Positive-locking flip top secures table top vertically & horizontally
- Includes locking swivel casters as standard
- Nesting base allows for extra-compact storage
- MAXX Edge® (seamless, poured urethane) available in two styles - Eased (radius edge) and Linear* (90° flat edge)
- High-pressure laminate surface
- Shipped knocked down; assembly required

* Linear MAXX Edge® is only available on certain sizes - please call for availability!

STYLE	MODEL NUMBER	SPECIAL NOTES	SIZE (W" x L" x H")	WEIGHT (LBS)	LIST PRICE
Training	REVFT2460MXE####-A##SC		24 x 60 x 30	44.1	\$3,065
	REVFT2472MXE####-A##SC		24 x 72 x 30	49.4	\$3,130
	REVFT2484MXE####-A##SC		24 x 84 x 30	50.3	\$3,155
	REVFT2496MXE####-A##SC		24 x 96 x 30	56.7	\$3,260
Banquet	REVFT3048MXE####-A##SC		30 x 48 x 30	45	\$3,000
	REVFT3060MXE####-A##SC		30 x 60 x 30	50.3	\$3,090
	REVFT3072MXE####-A##SC		30 x 72 x 30	53.6	\$3,255
	REVFT3096MXE####-A##SC		30 x 96 x 30	63.9	\$3,440
	REVFT3692MXE####-A##SC		36 x 72 x 30	58	\$3,280
	REVFT3696MXE####-A##SC		36 x 96 x 30	60	\$3,355
Trapezoid	REVFT30TZMXE####-A##SC		26 x 60 x 30	38.8	\$3,115

Revolution® Folding Square-Leg

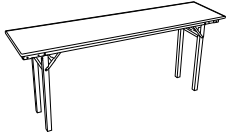
STEP 1 - SELECT A TABLE MODEL

Revolution® Folding Square-Leg

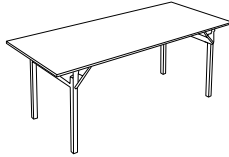
FEATURES

- Patented lightweight composite table top core
- Square steel folding legs (1.5") come standard with fixed feet/caps and black epoxy powdercoat finish
- MAXX Edge® (seamless, poured urethane) available in two styles - Eased (radius edge) and Linear* (90° flat edge)
- High-pressure laminate surface

Training



Banquet



Round



Square



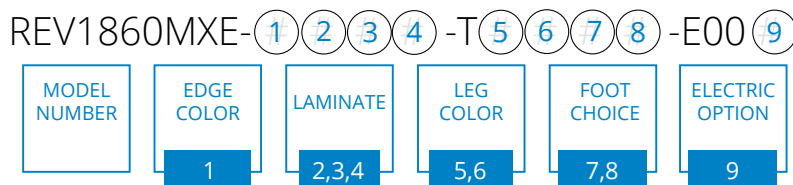
STYLE	MODEL NUMBER	SPECIAL NOTES	SIZE (W" x L" x H")	WEIGHT (LBS)	LIST PRICE
Training	REV1860MXE####-SQ##		18 x 60 x 30	36	\$1,775
	REV1872MXE####-SQ##		18 x 72 x 30	44	\$1,895
	REV1896MXE####-SQ##		18 x 96 x 30	56	\$2,145
	REV2460MXE####-SQ##		24 x 60 x 30	40	\$1,995
	REV2472MXE####-SQ##		24 x 72 x 30	50.5	\$2,095
	REV2484MXE####-SQ##		24 x 84 x 30	47	\$2,195
	REV2496MXE####-SQ##		24 x 96 x 30	60.5	\$2,250
Banquet	REV3048MXE####-SQ##		30 x 48 x 30	39	\$1,585
	REV3060MXE####-SQ##		30 x 60 x 30	45	\$1,615
	REV3072MXE####-SQ##		30 x 72 x 30	55	\$2,245
	REV3096MXE####-SQ##		30 x 96 x 30	68	\$2,415
	REV3672MXE####-SQ##		36 x 72 x 30	55	\$2,295
	REV3696MXE####-SQ##		36 x 96 x 30	57	\$2,465
Round	REV30RDMXE####-SQ##		30 dia x 30	26	\$1,330
	REV36RDMXE####-SQ##		36 dia x 30	30	\$1,375
	REV54RDMXE####-SQ##		54 dia x 30	55	\$2,510
	REV60RDMXE####-SQ##		60 dia x 30	56.6	\$2,870
Square	REV3030MXE####-SQ##		30 x 30 x 30	29	\$1,390
	REV3636MXE####-SQ##		36 x 36 x 30	34	\$1,500
	REV4040MXE####-SQ##		40 x 40 x 30	37.4	\$1,985
Trapezoid	REV30TZMXE####-SQ##		26 x 60 x 30	36	\$2,125
Serpentine	REVFT5X10MXE####-T####	h	5ft x 10ft	53	\$2,315

















* Linear MAXX Edge® is only available on certain sizes - please call for availability!

Revolution® Options

STEP 2 - SELECT YOUR TABLE OPTIONS

To select your table options and complete your product code start with your Revolution® Table Model Number. Fill in each “#” based on options selected below. Example:



OPTION	DESCRIPTION	ADD TO MODEL NUMBER	ADD-ON LIST PRICE
1 MAXX EDGE® COLOR	 Opal (O)  Graphite (G)  Pewter (P)  Charcoal (C)  Black (B)	O for Opal G for Graphite P for Pewter C for Charcoal B for Black	+ \$0
2,3,4 LAMINATE	See page 23-24 for our Standard Laminates		+ \$0 (standard*)
5,6 LEG COLOR	 Black (B)	B for Black	+ \$0 (standard)
	 Wheat (W)  Graphite (G)  Carbon (CB)	W for Wheat G for Graphite CB for Carbon	+ \$35
	 White (WH)  Platinum (PT)  Pewter (PE)  Charcoal (CC)	WH for White PT for Platinum PE for Pewter CC for Charcoal	+ \$55
	 Black Wrinkle (BW)	BW for Black Wrinkle	+ \$115
	 Brushed Nickel (BN)**	BN for Brushed Nickel	+ \$330
7,8 FOOT CHOICE***	 Polished Chrome (CH)	CH for Chrome	+ \$390
	Fixed Feet on both legs	FF for Fixed Feet	+ \$0
	Leveler (adjustable) on both legs	LL for Leveler	+ \$0
	Wheels (recessed) on one side, Fixed Feet on other side	WF for Wheels/Fixed Feet	+ \$0
	Wheels (recessed) on one side, Leveler (adjustable) on other side	WL for Wheels/Leveler	+ \$0
Swivel casters on both legs	SC for Swivel Casters	+ \$120	
9 POWER OPTIONS	See Page 9		
EXTRAS:	Please add extra part model # to the end of the product code (ex: -H)		
CARRYING HANDLE****	Add a handle for ease of transport (must be factory-installed)	(APPEND MODEL #) -H for Carrying Handle	+ \$0
GANGING	Connect tables together (must be factory-installed)	(APPEND MODEL #) -G for Ganging	+ \$170
LEG SOLDERNG	Precision Seam Soldering availbe for Standard T-Legs only	(APPEND MODEL #) -SS for Silver Solder	+ \$215

* Standard Laminates are offered at \$0 add on to list price. See page 22 for upcharges for non-standard laminates.

** This leg color is available in standard T-Legs only - Not Arched T-Legs

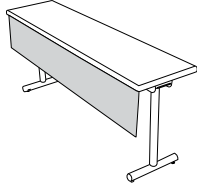
*** Leave Foot Choice (7,8) blank for Folding Square-Leg models - only available in standard leg cap. Standard Foot Choice (7,8) for Flip Top (T-Leg & Arched-Leg) models is Swivel Casters (SC) and is \$0 add-on to list price of table.

**** Carrying Handle only available on select sized tables. Please see special notes section on previous product pages for sizes.

Revolution® Modesty Panel & Carts

STEP 3 - ADD A MODESTY PANEL

To add a modesty panel, choose the model number below according to the table size you have chosen and include your laminate finish to complete the model number. Example:



REV-TT-1860-123

MODEL NUMBER

LAMINATE*
1,2,3

FIXED FOLDING MODESTY PANELS

For Revolution® Folding T-Leg, Folding Arched-Leg, Flip Top T-Leg and Flip Top Arched-Leg table models

TABLE SIZE	MODEL NUMBER	SIZE (W" x L")	LIST PRICE
18x60	REV-TT-1860-###	7.25 x 59	\$550
18x72	REV-TT-1872-###	7.25 x 71	\$570
18x96	REV-TT-1896-###	7.25 x 95	\$600
24x60	REV-TT-2460-###	7.625 x 59	\$585
24x72	REV-TT-2472-###	7.625 x 71	\$595
24x84	REV-TT-2484-###	7.625 x 83	\$610
24x96	REV-TT-2496-###	7.625 x 95	\$620
30x48	REV-TT-3048-###	9.25 x 47	\$550
30x60	REV-TT-3060-###	9.25 x 59	\$600
30x72	REV-TT-3072-###	9.25 x 71	\$605
30x96	REV-TT-3096-###	9.25 x 95	\$630

REMOVABLE MODESTY PANELS



For Revolution® Folding Square-Leg table models

TABLE SIZE	MODEL NUMBER	SIZE (W" x L")	LIST PRICE
18x60	REV-TT-1860-REM-###	9.25 x 59	\$410
18x72	REV-TT-1872-REM-###	9.25 x 71	\$415
18x96	REV-TT-1896-REM-###	9.25 x 95	\$425
24x60	REV-TT-2460-REM-###	9.25 x 59	\$415
24x72	REV-TT-2472-REM-###	9.25 x 71	\$425
24x84	REV-TT-2484-REM-###	9.25 x 83	\$430
24x96	REV-TT-2496-REM-###	9.25 x 95	\$440
30x48	REV-TT-3048-REM-###	9.25 x 47	\$415
30x60	REV-TT-3060-REM-###	9.25 x 59	\$425
30x72	REV-TT-3072-REM-###	9.25 x 71	\$430
30x96	REV-TT-3096-REM-###	9.25 x 95	\$440

Notes: Modesty panels on ganging-equipped tables are 5" shorter than listed to clear the ganging studs. Additional lead time is required for modesty panels. ADD G on the end of the part number for ganged tables.

*See standard laminates on page 25-26

STEP 4 - SELECT A TRANSPORTATION SOLUTION

STYLE	MODEL NUMBER	SIZE (W" x L" x H")	STANDARD CASTER	CAPACITY	LIST PRICE
 READY-SET TABLE CART	HD-REV-TTT-18	30.75 x 55.5 x 74.5	5" dia. x 2" W 2 rigid, 2 swivel phenolic	(18) 18" Wide Tables	\$4,140
	HD-REV-TTT-30	30.75 x 55.5 x 74.5		(12) 24" - 30" Wide Tables	\$3,960
 VERTICAL TABLE CART	HD-REV-VTT	30.375 x 71.5 x 78.5	5" dia. x 2" W 2 rigid, 2 swivel phenolic	(10) 18" - 24" Wide Tables	\$3,060
	HD-REV-VTT-30	33 x 71.5 x 78.5		(10) 18" - 30" Wide Tables	\$3,060

STEP 1 - SELECT A TABLE MODEL

Revolution® Café Tables

FEATURES

- Patented lightweight composite table top core
- Three piece knock-down design; no tools required for assembly
- Table top & column have an Internal Connection (IC) design that locks securely into place
- Both sides of the table top lay flat & column connects internally
- Tops store flat & compact without scratching or wearing
- MAXX Edge® (seamless, poured urethane) available in two styles - Eased (radius edge) and Linear (90° flat edge)
- High-pressure laminate surface

OPTIONS

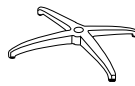
Round



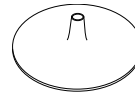
Square



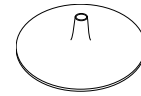
X-Base
(standard prices below)



Trumpet Base
(upcharges on next page)



Weighted Trumpet Base
(upcharges on next page)



STYLE	MODEL NUMBER	SPECIAL NOTES	SIZE (W" x L" x H")	WEIGHT (LBS)	LIST PRICE
24" Round	REV24RDMXE#IC###-###	d	24 dia x 30	15	\$1,160
	REV24RDMXE#IC###-###42	b	24 dia x 42	16	\$1,160
30" Round	REV30RDMXE#IC###-###	d	30 dia x 30	17	\$1,280
	REV30RDMXE#IC###-###42	b	30 dia x 42	18	\$1,280
36" Round	REV36RDMXE#IC###-###	d	36 dia x 30	23	\$1,420
	REV36RDMXE#IC###-###42	b	36 dia x 42	24	\$1,420
30" Square	REV3030MXE#IC###-###	d	30 x 30 x 30	19	\$1,445
	REV3030MXE#IC###-###42	b	30 x 30 x 42	20	\$1,445
36" Square*	REV3636MXE#IC###-###	d	36 x 36 x 30	21	\$1,540
	REV3636MXE#IC###-###42	b	36 x 36 x 42	22	\$1,540

d - dining height

b - bistro height

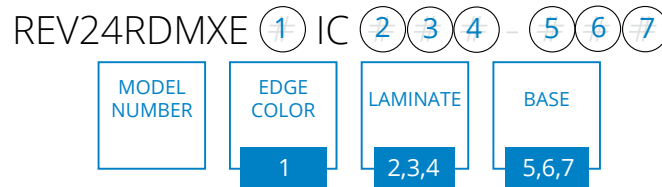
* A 23" Weighted Steel Trumpet Base is the only option for sizes 3636 Square Revolution® Café Tables. Priced above accordingly.









Please note: A 40"x40" Square Revolution table top is available with a Rollers Base only. Please call for quote. Trumpet Bases are also available with powdercoat - please call for options and quote.

Revolution® Café Table Options

STEP 2 - SELECT YOUR TABLE OPTIONS

To select your table options and complete your product code start with your Revolution® Cafe Table Model Number. Fill in each “#” based on options selected below. Example:



OPTION	DESCRIPTION			ADD TO MODEL NUMBER	ADD-ON LIST PRICE		
1 MAXX EDGE® COLOR	 Opal (O)	 Graphite (G)	 Pewter (P)	 Charcoal (C)	 Black (B)	O for Opal G for Graphite P for Pewter C for Charcoal B for Black	+ \$0
2,3,4 LAMINATE	See page 23-24 for our standard laminates.				+ \$0 (standard*)		
5,6,7 BASE** X-BASE OPTIONS:	FOR TABLE SIZES	DESCRIPTION	WGT (LBS)	ADD TO MODEL NUMBER	ADD-ON LIST PRICE		
	24" Round 30" Round 36" Round 3030 Square	Brushed Silver X-Base (standard)	3.2	XCH	+ \$0		
		Black X-Base (standard)	3.2	XBL	+ \$0		
TRUMPET BASE OPTIONS:	24" Round 30" Round	20" Black Trumpet Base	4.8	TBL	+ \$155		
		20" Polished Chrome Trumpet Base	4.8	TCH	+ \$190		
		20" Brushed Nickel Trumpet Base	4.8	TBN	+ \$285		
	36" Round 3030 Square	23" Black Trumpet Base	7.8	TBL	+ \$165		
		23" Polished Chrome Trumpet Base	7.8	TCH	+ \$195		
		23" Brushed Nickel Trumpet Base	7.8	TBN	+ \$290		
WEIGHTED TRUMPET BASE OPTIONS:	24" Round 30" Round	20" Weighted Black Trumpet Base	27	TBL-W	+ \$360		
		20" Weighted Polished Chrome Trumpet Base	27	TCH-W	+ \$380		
		20" Weighted Brushed Nickel Trumpet Base	27	TBN-W	+ \$595		
	36" Round 3030 Square 3636 Square***	23" Weighted Black Trumpet Base	30	TBL-W	+ \$370		
		23" Weighted Polished Chrome Trumpet Base	30	TCH-W	+ \$385		
		23" Weighted Brushed Nickel Trumpet Base	30	TBN-W	+ \$600		

* Standard Laminates are offered at \$0 add on to list price. See page 22 for upcharges for non-standard laminates.

** Brushed Silver X-Base & Polished Chrome Trumpet Base comes with Chrome Column. Black X-Base & Black Trumpet Base comes with Black Column. Brushed Nickel Trumpet bases come with a Brushed Nickel Column.

*** A 23" Weighted Steel Trumpet Base is the only option for sizes 3636 Square Revolution Cafe Tables.

Revolution® Cafe Table Packages

STEP 1 - SELECT A TABLE MODEL

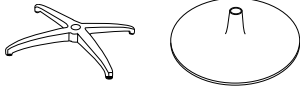
Revolution® Cafe Table Packages

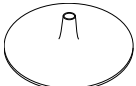
Full & Half Packages

FEATURES

- Complete self-contained unit including a transport cart
- Available in full or half packages
- A variety of sizes available for tops, columns and bases
- Patented lightweight composite table top core
- Three piece knock-down design; no tools required for assembly
- Table top & column have an Internal Connection (IC) design that locks securely into place
- Poured urethane MAXX Edge® prevents food and bacteria collection
- High-pressure laminate surface



FULL PACKAGE FOR X-BASE OR TRUMPET BASE INCLUDES	TOP SHAPE	MODEL NUMBER	SPECIAL NOTES	SIZE (W" x L" x H")	EST WGHT (LBS)	LIST PRICE*
QTY 20: Revolution® Table Tops QTY 20: Dining Height Columns (30" H) QTY 20: Bistro Height Columns (42" H) QTY 20: X-Bases or Trumpet Bases* QTY 1: HD-CCT30-REV transport cart 	Round	REVPKG24RDMXE#IC###-XCH		24" dia x 30/42"	622	\$29,745
		REVPKG30RDMXE#IC###-XCH		30" dia x 30/42"	682	\$30,645
		REVPKG36RDMXE#IC###-XCH		36" dia x 30/42"	762	\$33,140
	Mix of Round	REVMIX2430RDMXE#IC###-XCH	mix	24/30" dia x 30/42"	652	\$30,180
		REVMIX2436RDMXE#IC###-XCH	mix	24/36" dia x 30/42"	682	\$31,720
	REVMIX3036RDMXE#IC###-XCH	mix	30/36" dia x 30/42"	712	\$32,155	
	Square	REVPKG3030MXE#IC###-XCH		30"x 30" x 30/42"	738	\$31,465
	Snap™	REVPKG36HXMxE#IC###-XCH		36 dia x 32/42	738	\$34,415
HALF PACKAGE FOR X-BASE OR TRUMPET BASE INCLUDES	TOP SHAPE	MODEL NUMBER	SPECIAL NOTES	SIZE (W" x L" x H")	EST WGHT (LBS)	LIST PRICE*
QTY 10: Revolution® Table Tops QTY 10: Dining Height Columns (30" H) QTY 10: Bistro Height Columns (42" H) QTY 10: X-Bases or Trumpet Bases* QTY 1: HD-CCT30-REV transport cart *List Prices on this page include Brushed Silver X-Bases only. See next page for upcharges for other colors and Trumpet Bases.	Round	REVHP24RDMXE#IC###-XCH		24" dia x 30/42"	383.5	\$17,050
		REVHP30RDMXE#IC###-XCH		30" dia x 30/42"	413.5	\$17,485
		REVHP36RDMXE#IC###-XCH		36" dia x 30/42"	453.5	\$18,750
	Square	REVHP3030MXE#IC###-XCH		30"x 30" x 30/42"	441.5	\$17,635
	Snap™	REVHP36HXMxE#IC###-XCH		36 dia x 32/42	441.5	\$19,385

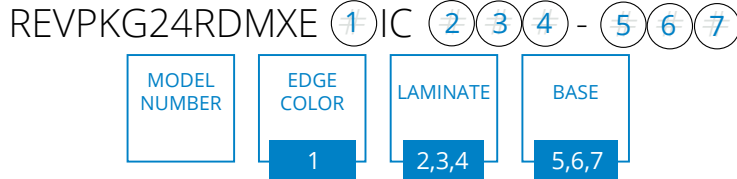
FULL PACKAGE FOR WEIGHTED TRUMPET BASE INCLUDES	TOP SHAPE	MODEL NUMBER	SPECIAL NOTES	SIZE (W" x L" x H")	EST WGHT (LBS)	LIST PRICE**
QTY 12: Revolution® Table Tops QTY 12: Dining Height Columns (30" H) QTY 12: Bistro Height Columns (42" H) QTY 12: Weighted Trumpet Bases** QTY 1: HD-CCT30-REV-WB transport cart 	Round	REVPKG24RDMXE#IC###-TBL-W		24" dia x 30/42"	623.2	\$23,810
		REVPKG30RDMXE#IC###-TBL-W		30" dia x 30/42"	659.2	\$24,350
		REVPKG36RDMXE#IC###-TBL-W		36" dia x 30/42"	839.2	\$26,925
	Mix of Round	REVMIX2430RDMXE#IC###-TBL-W	mix	24/30" dia x 30/42"	689.2	\$24,055
		REVMIX2436RDMXE#IC###-TBL-W	mix	24/36" dia x 30/42"	707.2	\$26,050
	REVMIX3036RDMXE#IC###-TBL-W	mix	30/36" dia x 30/42"	725.2	\$26,305	
	Square	REVPKG3030MXE#IC###-TBL-W		30"x 30" x 30/42"	824.8	\$25,895
		REVPKG3636MXE#IC###-TBL-W	wb	36"x 36" x 30/42"	824.8	\$28,275
	Snap™	REVPKG36HXMxE#IC###-TBL-W		36 dia x 32/42	646.9	\$27,655
HALF PACKAGE FOR WEIGHTED TRUMPET BASE INCLUDES	TOP SHAPE	MODEL NUMBER	SPECIAL NOTES	SIZE (W" x L" x H")	EST WGHT (LBS)	LIST PRICE**
QTY 6: Revolution® Table Tops QTY 6: Dining Height Columns (30" H) QTY 6: Bistro Height Columns (42" H) QTY 6: Weighted Trumpet Bases** QTY 1: HD-CCT30-REV-WB transport cart **List Prices on this page include Weighted Black Trumpet Bases only. See next page for upcharges for other colors.	Round	REVHP24RDMXE#IC###-TBL-W		24" dia x 30/42"	384.1	\$13,925
		REVHP30RDMXE#IC###-TBL-W		30" dia x 30/42"	402.1	\$14,190
		REVHP36RDMXE#IC###-TBL-W		36" dia x 30/42"	492.1	\$15,475
	Square	REVHP3030MXE#IC###-TBL-W		30"x 30" x 30/42"	484.9	\$14,960
		REVHP3636MXE#IC###-TBL-W	wb	36"x 36" x 30/42"	484.9	\$16,150
	Snap™	REVHP36HXMxE#IC###-TBL-W		36 dia x 32/42	484.9	\$15,830


mix - Mix of Round Full Packages contain ten (10) of each two (2) sizes of tops plus matching bases.
 wb - A 23" Weighted Steel Trumpet Base is the only option for sizes 3636 Square Revolution Cafe Tables.
 Please Note: Trumpet Bases are also available with powdercoat - please call for options and quote.




Revolution® Cafe Table Package Options

STEP 2 - SELECT YOUR TABLE OPTIONS

To select your table options and complete your product code start with your Revolution® Cafe Table Package Model Number. Fill in each “#” based on options selected below. Example:



OPTION	DESCRIPTION	ADD TO MODEL NUMBER	FULL PACKAGE ADD-ON LIST PRICE	HALF PACKAGE ADD-ON LIST PRICE
1 MAXX EDGE® COLOR	 Opal (O) Graphite (G) Pewter (P) Charcoal (C) Black (B)	O for Opal G for Graphite P for Pewter C for Charcoal B for Black	+ \$0	+ \$0
2,3,4 LAMINATE	See page 23-24 for our standard laminates.		+ \$0 (standard*)	+ \$0 (standard*)

5,6,7 BASE**	FOR TABLE SIZES	DESCRIPTION	WGT (LBS)	ADD TO MODEL NUMBER	FULL PACKAGE ADD-ON LIST PRICE**	HALF PACKAGE ADD-ON LIST PRICE**
X-BASE OPTIONS: 	24" Round 30" Round	Brushed Silver X-Base (standard)	3.2	XCH	+ \$0	+ \$0
	36" Round 3030 Square	Black X-Base	3.2	XBL	+ \$915	+ \$460
TRUMPET BASE OPTIONS: 	24" Round 30" Round	20" Black Trumpet Base	4.8	TBL	+ \$2,525	+ \$1,260
		20" Polished Chrome Trumpet Base	4.8	TCH	+ \$2,710	+ \$1,350
		20" Brushed Nickel Trumpet Base	4.8	TBN	+ \$5,310	+ \$2,655
	36" Round 3030 Square	23" Black Trumpet Base	7.8	TBL	+ \$3,035	+ \$1,520
		23" Polished Chrome Trumpet Base	7.8	TCH	+ \$4,585	+ \$2,290
		23" Brushed Nickel Trumpet Base	7.8	TBN	+ \$6,870	+ \$3,440
WEIGHTED TRUMPET BASE OPTIONS: 	24" Round 30" Round	20" Weighted Black Trumpet Base (standard)	27	TBL-W	+ \$0	+ \$0
		20" Weighted Polished Chrome Trumpet Base	27	TCH-W	+ \$410	+ \$200
		20" Weighted Brushed Nickel Trumpet Base	27	TBN-W	+ \$1,220	+ \$610
	36" Round 3030 Square 3636 Square	23" Weighted Black Trumpet Base (standard)	30	TBL-W	+ \$0	+ \$0
		23" Weighted Polished Chrome Trumpet Base	30	TCH-W	+ \$1,225	+ \$610
		23" Weighted Brushed Nickel Trumpet Base	30	TBN-W	+ \$1,855	+ \$920

* Standard Laminates are offered at \$0 add on to list price. See page 22 for upcharges for non-standard laminates.

** Add upcharge to Package List Prices from the previous page.

Please Note: Brushed Silver X-Base & Polished Chrome Trumpet Base comes with Chrome Column. Black X-Base & Black Trumpet Base comes with Black Column. Brushed Nickel Trumpet bases come with a Brushed Nickel Column. Trumpet Bases are also available with powdercoat - please call for options and quote.



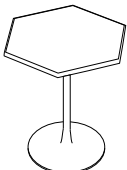
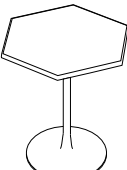
Snap™ Standup Meeting Tables

STEP 1 - SELECT A TABLE MODEL

Snap™ Standup Meeting Tables

FEATURES

- Hexagonal shaped top configures into many different meeting scenarios
- Patented lightweight composite table top core
- MAXX Edge® (seamless, poured urethane) available in two styles - Eased (radius edge) and Linear (90° flat edge)
- High-pressure laminate surface
- Rollers Base model has a positive-locking flip-top that secures tables vertically and horizontally
- Nesting base allows for extra compact storage

STYLE	MODEL NUMBER	SPECIAL NOTES	SIZE (W" x L" x H")	WEIGHT (LBS)	LIST PRICE
Snap™ Flip Top / Rollers Base 	REVFT36HXMxE####-RD##C3	Dining Height 3" Locking Casters	36 dia x 30	42	\$2,690
	REVFT36HXMxE####-RB##C3	Bistro Height 3" Locking Casters	36 dia x 42	41	\$2,840
	REVFT36HXMxE####-RA##C3	Adjustable Height 3" Locking Casters	36 dia x 32-42	43	\$3,310
Snap™ X-Base 	REV36HXMxE#IC###-XBL	Dining Height Black Base	36 dia x 30	21	\$1,420
	REV36HXMxE#IC###-XBL42	Bistro Height Black Base	36 dia x 42	22	\$1,420
	REV36HXMxE#IC###-XCH	Dining Height Brushed Silver Base	36 dia x 30	21	\$1,490
	REV36HXMxE#IC###-XCH42	Bistro Height Brushed Silver Base	36 dia x 42	22	\$1,490
Snap™ Trumpet Base 	REV36HXMxE#IC###-TBL	Dining Height Black Base	36 dia x 30	21	\$1,595
	REV36HXMxE#IC###-TBL42	Bistro Height Black Base	36 dia x 42	22	\$1,595
	REV36HXMxE#IC###-TCH	Dining Height Polished Chrome Base	36 dia x 30	21	\$1,640
	REV36HXMxE#IC###-TCH42	Bistro Height Polished Chrome Base	36 dia x 42	22	\$1,640
Snap™ Weighted Trumpet Base* 	REV36HXMxE#IC###-TBL-W	Dining Height Weighted Black Base	36 dia x 30	40	\$1,835
	REV36HXMxE#IC###-TBL42-W	Bistro Height Weighted Black Base	36 dia x 42	41	\$1,835
	REV36HXMxE#IC###-TCH-W	Dining Height Weighted Polished Chrome Base	36 dia x 30	40	\$1,895
	REV36HXMxE#IC###-TCH42-W	Bistro Height Weighted Polished Chrome Base	36 dia x 42	41	\$1,895

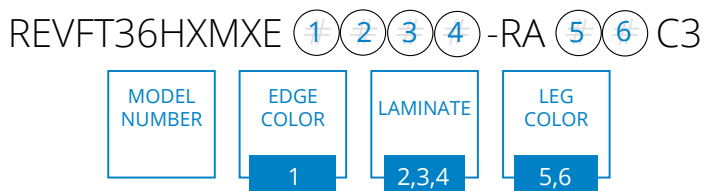
Note: Brushed Silver X-Base & Polished Chrome Trumpet Base come with Chrome Column. Black X-Base & Black Trumpet Base come with Black Column. Brushed Nickel Trumpet Base/Weighted Base and column are also available - please call for pricing. Trumpet Bases are also available with powdercoat - please call for options and quote.

*23" Weighted Steel Trumpet Base weighs 30lbs.

















Snap™ Standup Meeting Table Options

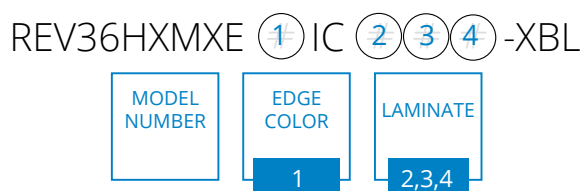
STEP 2 - SELECT YOUR TABLE OPTIONS

To select your table options and complete your product code start with your Snap™ Table Model Number. Fill in each “#” based on options selected below. Example:








Snap™ Flip Top/Rollers Base Options

OPTION	DESCRIPTION	ADD TO MODEL NUMBER	ADD-ON LIST PRICE
1 MAXX EDGE® COLOR	 Opal (O)  Graphite (G)  Pewter (P)  Charcoal (C)  Black (B)	O for Opal G for Graphite P for Pewter C for Charcoal B for Black	+ \$0
2,3,4 LAMINATE	See page 23-24 for our standard laminates.		+ \$0 (standard*)
5,6 LEG COLOR	 Black (B)	B for Black	+ \$0 (standard)
	 Wheat (W)  Graphite (G)  Carbon (CB)	W for Wheat G for Graphite CB for Carbon	+ \$35
	 White (WH)  Platinum (PT)  Pewter (PE)  Charcoal (CC)	WH for White PT for Platinum PE for Pewter CC for Charcoal	+ \$55
	 Black Wrinkle (BW)	BW for Black Wrinkle	+ \$115
	 Brushed Nickel (BN)	BN for Brushed Nickel	+ \$330
	 Polished Chrome (CH)	CH for Chrome	+ \$390

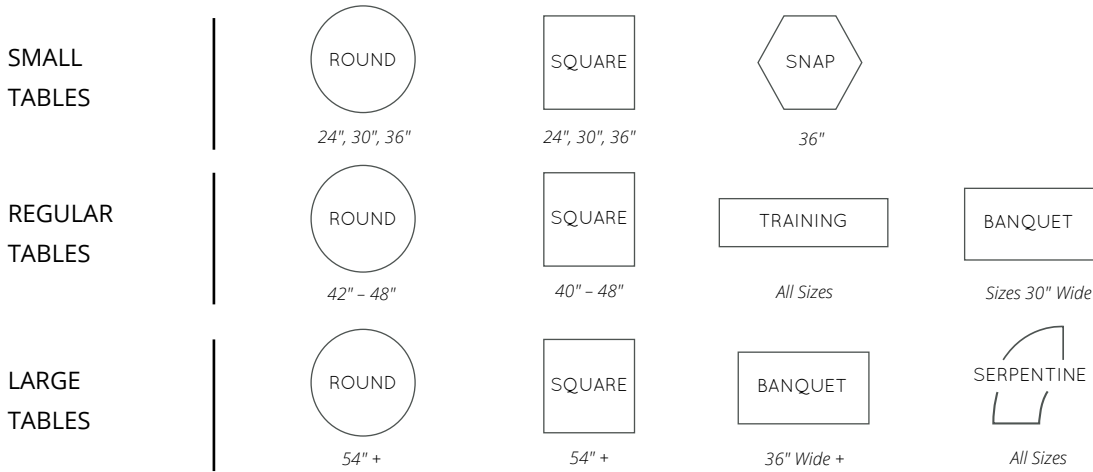


Snap™ X-Base & Trumpet Base Options

OPTION	DESCRIPTION	ADD TO MODEL NUMBER	ADD-ON LIST PRICE
1 MAXX EDGE® COLOR	 Opal (O)  Graphite (G)  Pewter (P)  Charcoal (C)  Black (B)	O for Opal G for Graphite P for Pewter C for Charcoal B for Black	+ \$0
2,3,4 LAMINATE	See page 23-24 for our standard laminates.		+ \$0 (standard*)

* Standard Laminates are offered at \$0 add on to list price. See page 22 for upcharges for non-standard laminates.

Laminate Pricing Guide



LAMINATE VENDOR	LAMINATE GRADE	ADD TO LIST PRICE PER TABLE			ADD TO LIST PRICE PER TABLE PACKAGE	
		SMALL	REGULAR	LARGE	REVOLUTION® CAFE HALF PACKAGES	REVOLUTION® CAFE FULL PACKAGES
Formica®	Standard Solid, Woodgrain, Pattern, MicroDot *See next page for colors/color codes. More standard options available than what is shown on next page.	+ \$0	+ \$0	+ \$0	+ \$0	+ \$0
	PremiumFX Radiance, Etchings, Honed, Crystal, Markerboard	+ \$45	+ \$80	+ \$170	+ \$410	+ \$830
	180fx	+ \$125	+ \$250	+ \$500	+ \$1,245	+ \$2,490
	Formica® Envision Custom Logo	+ \$515	Call for quote	Call for quote	+ \$5,135	+ \$10,265
Wilsonart®	Standard *See next page for colors/color codes. More standard options available than what is shown on next page.	+ \$0	+ \$0	+ \$0	+ \$0	+ \$0
	Premium (07, 18, 52, 78, 90) & High Wear (HW)	+ \$45	+ \$80	+ \$170	+ \$410	+ \$830
	HD	+ \$125	+ \$250	+ \$500	+ \$1,245	+ \$2,490
	Custom Logo	+ \$515	Call for quote	Call for quote	+ \$5,135	+ \$10,265

Note: If a non-standard laminate option is chosen, please contact customer service for the laminate code at 1.800.762.0415. Non-standard laminate is based on availability and may increase lead times.

Laminate Suggestions



8841
White Ash (WHA)*



8844
Aged Ash (AGA)*



8842
Weathered Ash (WEA)*



6208
Glamour Cherry (GLC)



5789
Clove Spice Cherry (CSC)*



5790
Nut Brown Cherry (NBC)*



7813
Cardboard Solidz (CAS)



8905
Waxed Maple (WAM)




8906
Danish Maple (DAM)



5795
Camel Elm (CAE)*




5793
Buff Elm (BUE)*




6413
Silver Riftwood (SRW)*




9283
Walnut Riftwood (WRW)*



6414
Black Riftwood (BRW)*




6698
Paloma Polar (PAP)




8845
Bleached Legno (BLL)



8846
Oiled Legno (OIL)



8848
Blackened Legno (BAL)




909
Black (FBL)



9285
White Twill (WTW)




8826
Neutral Twill (NTW)




8827
Sarum Twill (STW)



8829
Graphite Twill (GTW)



949
White (WHT)



7197
White Dover (WDO)



927
Folkstone (FKS)




912
Storm (STM)

*This laminate is a premium finish and will include an upcharge to the standard cost.

Laminate Suggestions (continued)



SOLID



*Designer White
Wilsonart (DWH)
D354-60*



*Platinum
Wilsonart (PLA)
MD315-60*



*North Sea
Wilsonart (NOS)
D90-60*



*Black
Wilsonart (BLK)
1595-60*




*Brittany Blue
Wilsonart (BRB)
D321-60*


NATURAL WOOD GRAIN



*Manitoba Maple
Wilsonart (MAM)
7911-60*



*Hibiscus Cherry
Wilsonart (HIC)
7988-38*




*Pinnacle Walnut
Wilsonart (PIW)
7992-38*



*Ebony Recon
Wilsonart (EBR)
7997-38*

TEXTURED WOOD GRAIN



Phantom Pearl
Wilsonart (PHP)
8211K-28*




Grey Elm
Wilsonart (GYE)
8201K-12*




Skyline Walnut
Wilsonart (SKW)
7964K-12*


PATTERNS




*Crisp Linen
Wilsonart (CPL)
4942-38*



*Classic Linen
Wilsonart (CLL)
4943-38*




*Casual Linen
Wilsonart (CAL)
4944-38*



*Pressed Linen
Wilsonart (PRL)
4991-38*



*Tailored Linen
Wilsonart (TAL)
4992-38*



*Grey Mesh
Wilsonart (GYM)
4877-38*




*Pewter Mesh
Wilsonart (PEM)
4878-38*




*Steel Mesh
Wilsonart (STM)
4879-38*




*Carbon Mesh
Wilsonart (CAM)
4880-38*




*Cloud Zephyr
Wilsonart (CLZ)
4856-60*




*Shadow Zephyr
Wilsonart (SWZ)
4857-60*




*Canyon Zephyr
Wilsonart (CAZ)
4842-60*



*White Nebula
Wilsonart (WHN)
4621-60*



*Grey Nebula
Wilsonart (GYN)
4622-60*



*Cloud Nebula
Wilsonart (CLN)
4630-60*

Wilsonart®
ENGINEERED SURFACES

**Many standard laminates available!
Contact us for more options!**

*Non-standard color: available for an additional charge

NOTE: Markerboard Laminate option available with upcharge

NOTE: Not all designs are shown at 100% scale. Actual colors may vary. For exactness of colors & finishes, please request color samples.


MAXX Edge® & Base Color Options



Opal (O) Graphite (G) Pewter (P) Charcoal (C) Black (B)



Eased

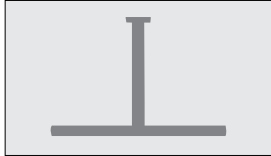


Linear

* Linear MAXX Edge® is only available on certian sizes - please call for availability!



White (W) Polished Chrome (C) Platinum (PT) Graphite (G) Wheat (W) Pewter (PE) Charcoal (CC) Black (B) Carbon (CB)



T-LEG



ARCHED-LEG



SQUARE-LEG



ROLLERS BASE



BLACK TRUMPET



POLISHED CHROME TRUMPET



BRUSHED NICKEL TRUMPET



BLACK X-BASE



BRUSHED SILVER X-BASE

NOTE: Actual colors may vary. For exactness of colors & finishes, please request color samples.

Scissor Tables™

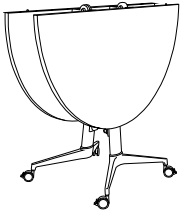
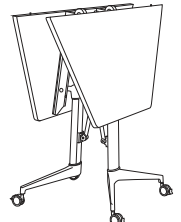


FEATURES

- One-of-a-kind center folding conference, dining, and multi-purpose table on casters
- Zero pinch points for safety
- Fits through doorways and in elevators
- 1" thick particleboard with HPL & Vinyl 2MM Linear Edge
- Standard Height of all tables will be 29" high
- Custom size tables available upon request & availability

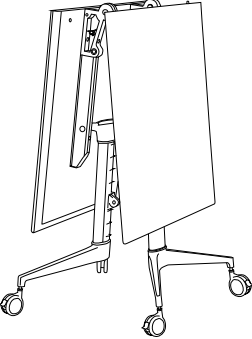
COLOR OPTIONS

- Top - Choose any Formica or Wilsonart laminate surface. Non-Standard laminates are available, but may have a longer lead times and a price difference. Please call for a quote.
- Edge - Linear Edge Profile; Black or Matching Edge Color (1000s of edge colors)
- Base - Cast aluminum column with matte black powdercoat and matte black feet (the S-M-OVAL-79-BL-PA base for 72" Rectangle and Oval Tops will have polished aluminum feet while supplies last)

Please note: Scissor Table tops and bases are sold separately and need to be paired together to get the final product and price.

SCISSOR TABLE™ TOP STYLE	TOP SIZE	MODEL NUMBER	LIST PRICE (ADD TO BASE)
Round (top only) 	55" DIA	PBL-S-55RDEBL-####-##	\$1,730
	60" DIA	PBL-S-60RDEBL-####-##	\$1,730
	63" DIA	PBL-S-63RDEBL-####-##	\$2,475
Hexagon (top only) 	55" HEX	PBL-S-55HEXEBL-####-##	\$1,905
	60" HEX	PBL-S-60HEXEBL-####-##	\$1,905
	63" HEX	PBL-S-63HEXEBL-####-##	\$2,720
Square (top only) 	48" SQUARE	PBL-S-4848EBL-####-##	\$1,015
Oval (top only) 	48 X 79 OVAL	PBL-S-4879OVALEBL-####-##	\$2,385

Scissor Tables™

SCISSOR TABLE™ TOP STYLE	TOP SIZE	MODEL NUMBER	LIST PRICE (ADD TO BASE)
Rectangle (top only) 	30 X 72 RECT	PBL-S-3072RECTEBL-####-##	\$905
	30 X 96 RECT	PBL-S-3096RECTEBL-####-##	\$1,345
	36 X 72 RECT	PBL-S-3672RECTEBL-####-##	\$1,070
	36 X 96 RECT	PBL-S-3696RECTEBL-####-##	\$1,585
	42 X 72 RECT	PBL-S-4272RECTEBL-####-##	\$1,515
	42 X 96 RECT	PBL-S-4296RECTEBL-####-##	\$2,605
	48 X 72 RECT	PBL-S-4872RECTEBL-####-##	\$1,585
	48 X 96 RECT	PBL-S-4896RECTEBL-####-##	\$2,795
ANY STYLE TABLE TOP	Grommet Cut-Out	-E001 (add this to end of table P/N)	\$90





Complete your Scissor Table by pairing the correct base below with the top of your choice above and on the previous page. Add the two LIST PRICES together to complete your total price for the table.

SCISSOR TABLE™ BASE STYLES*	MODEL NUMBER	LIST PRICE (ADD TO TOP)
BASE ONLY FOR ALL ROUND, SQUARE & HEXAGON TOPS	S-M-RM-64-BL-PA	\$1,570
BASE ONLY FOR ALL 72" LONG RECTANGLE TOPS & OVAL TOPS	S-M-OVAL-79-BL-PA	\$2,395
BASE ONLY FOR ALL 96" LONG RECTANGLE TOPS	S-M-SL-24-BL-PA	\$3,055

Acacia Collection™ Table Tops - High Pressure Laminate



FEATURES

- 1-1/4" thick table top with particle board core
- High Pressure Laminate Top (HPL) (####-## = laminate code)
- 3MM Black Vinyl Edge or exact match to laminate
- Urethane MAXX Edge® available on four sizes (*see below)
- Standard laminates are Wilsonart® & Formica® - hundreds of options available!
- Non-Standard laminates are available, but may have a longer lead times and a price difference. Please call for a quote.
- Custom sizes available
- See page 9 for integrated power options

TOP STYLE OPTIONS	MODEL NUMBER	TOP SIZE (IN)	LIST PRICE
 <p style="text-align: center;">ROUND</p>	PBL-30DIEBM-####-##	30" DIA	\$315
	PBL-36DIEBM-####-##	36" DIA	\$455
	PBL-42DIEBM-####-##	42" DIA	\$810
	PBL-48DIEBM-####-##	48" DIA	\$810
	PBL-54DIEBM-####-##	54" DIA	\$1,270
	PBL-60DIEBM-####-##	60" DIA	\$1,270
 <p style="text-align: center;">SQUARE</p>	PBL-3030EBM-####-##	30" SQUARE	\$315
	PBL-3636EBM-####-##	36" SQUARE	\$455
	PBL-4242EBM-####-##	42" SQUARE	\$810
	PBL-4848EBM-####-##	48" SQUARE	\$810
	PBL-5454EBM-####-##	54" SQUARE	\$1,270
	PBL-6060EBM-####-##	60" SQUARE	\$1,270
 <p style="text-align: center;">TRAINING</p>	PBL-1836EBM-####-##	18 X 36	\$215
	PBL-1848EBM-####-##	18 X 48	\$280
	PBL-1860EBM-####-##	18 X 60	\$485
	PBL-1872EBM-####-##	18 X 72	\$550
	PBL-1884EBM-####-##	18 X 84	\$620
	PBL-1896EBM-####-##	18 X 96	\$650
 <p style="text-align: center;">BANQUET</p>	PBL-2436EBM-####-##	24 X 36	\$280
	PBL-2448EBM-####-##	24 X 48	\$380
	PBL-2460EBM-####-##	24 X 60	\$605
	PBL-2460MXL#-####-##	24 X 60*	\$935
	PBL-2472EBM-####-##	24 X 72	\$695
	PBL-2472MXL#-####-##	24 X 72*	\$1,030
	PBL-2484EBM-####-##	24 X 84	\$790
	PBL-2496EBM-####-##	24 X 96	\$820
	PBL-3048EBM-####-##	30 X 48	\$470
	PBL-3060EBM-####-##	30 X 60	\$725
	PBL-3060MXL#-####-##	30 X 60*	\$1,060
	PBL-3072EBM-####-##	30 X 72	\$840
	PBL-3072MXL#-####-##	30 X 72*	\$1,180
	PBL-3084EBM-####-##	30 X 84	\$960
	PBL-3096EBM-####-##	30 X 96	\$985
	PBL-3660EBM-####-##	36 X 60	\$840
	PBL-3672EBM-####-##	36 X 72	\$985
	PBL-3684EBM-####-##	36 X 84	\$1,120
OPTIONAL ADD-ONS	ADD-ON MODEL NUMBER	DETAILS	ADD-ON LIST PRICE
Stiffner Support Bar	-S	Optional add-on for tables shorter than 60" long**	+ \$120
Grommet	-G	Cut-Out Grommet	+ \$75



** Table tops 60" and longer come standard with the Stiffner Support Bar.

Acacia Collection™ Table Bases

BASE STYLE OPTION	IMAGE	MAXIMUM TABLE TOP	MODEL NUMBER	LIST PRICE	
<p style="text-align: center;">Architectural T-Base</p> <p>Great solution for a space requiring more of an architectural and contemporary aesthetic</p> <p>SPECIFICATIONS</p> <ul style="list-style-type: none"> • Construction: Rigid bolted, Column and foot are assembled • Column: Aluminum • Base: Die cast aluminum • Base Height: 27-3/4" – 40-3/4" • Adjustable Leveler: 3/8" x 3/4" long shank • Finish: Polished aluminum, Powder coat paint 		STANDARD CAFE HEIGHT STATIONARY w/ LEVELER:			
		UP TO 20" DEPTH	A-54T20FX-##	\$1,095	
		UP TO 24" DEPTH	A-54T24FX-##	\$1,115	
		UP TO 36" DEPTH	A-54T36FX-##	\$1,155	
		STANDARD CAFE HEIGHT FLIP-TOP w/ LEVELER:			
		UP TO 20" DEPTH	A-54T20FT-##	\$1,700	
		UP TO 24" DEPTH	A-54T24FT-##	\$1,720	
		UP TO 36" DEPTH	A-54T36FT-##	\$1,760	
		OPTIONAL ADD-ON ITEMS:		*MODEL # ADD-ON:	PRICE ADD:
		BAR HEIGHT		-BH	+ \$265
		CUSTOM BASE HEIGHT		-CBH	+ \$220
		CASTERS		-C	+ \$85
WIRE ACCESS		-WA	+ \$120		
ADJ. COLUMN - CAFÉ (26" - 35")		-CADJ	+ \$500		
ADJ. COLUMN - BAR (29" - 42")		-BADJ	+ \$635		
CHROME		-CH	+ \$235		
Metal Modesty Panel (make table ready)		-MMP	* page 35		
Laminate Modesty Panel (make table ready)		-LMP	* page 35		
*See page 33 for modesty panel options					
<p style="text-align: center;">Architectural X-Base</p> <p>Great solution for a space requiring more of an architectural and contemporary aesthetic.</p> <p>SPECIFICATIONS</p> <ul style="list-style-type: none"> • Construction: Rigid bolted • Column: Aluminum • Base: Die cast aluminum • Base Height: 27-3/4" – 40-3/4" • Adjustable Leveler: 3/8-16" x 3/4" long shank • Finish: Polished aluminum, Powder coat paint 		STANDARD CAFE HEIGHT STATIONARY w/ LEVELER:			
		UP TO 36" SQUARE OR ROUND	A-543636FX-##	\$1,025	
		UP TO 48" SQ or RD (casters); 54" RD (levelers)	A-544860FX-##	\$1,210	
		STANDARD CAFE HEIGHT FLIP-TOP w/ LEVELER:			
		UP TO 36" SQUARE OR ROUND	A-543636FT-##	\$1,280	
		UP TO 48" SQ or RD (casters); 54" RD (levelers)	A-544860FT-##	\$1,465	
		OPTIONAL ADD-ON ITEMS:		*MODEL # ADD-ON:	PRICE ADD:
		BAR HEIGHT		-BH	+ \$175
		CUSTOM BASE HEIGHT		-CBH	+ \$220
		CASTERS		-C	+ \$85
		CHROME		-CH	+ \$340


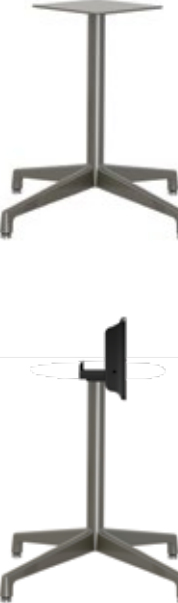
Please note: -## in base model numbers indicate the code for the base color choice - see standard base color options for codes.
 *Add each model number add on continuously to the end of the full model number as needed per options added.

Acacia Collection™ Table Bases

BASE STYLE OPTION	IMAGE	MAXIMUM TABLE TOP	MODEL NUMBER	LIST PRICE	
<p style="text-align: center;">Arched T-Base</p> <p>Simple, elegant lines make this base a perfect combination of flexibility, functionality, and aesthetics.</p> <p>SPECIFICATIONS</p> <ul style="list-style-type: none"> • Construction: Welded for maximum strength and stability. Flip mechanism is mechanically attached to the table base. • Tubing: Column 2" OD x 14 gage • Base 1-3/8" OD x 13 gage • Base Height: 27-3/4" – 40-3/4" • Adjustable Leveler: 1-3/8" diameter and 1/4" x 5/8" long stud • Finish: Chrome or powder coat paint 		STANDARD CAFE HEIGHT STATIONARY w/ LEVELER:			
		UP TO 20" DEPTH	A-72T20FX-##	\$725	
		UP TO 24" DEPTH	A-72T24FX-##	\$735	
		UP TO 36" DEPTH	A-72T36FX-##	\$760	
		STANDARD CAFE HEIGHT FLIP-TOP w/ LEVELER:			
		UP TO 20" DEPTH	A-77T20FT-##	\$1,350	
		UP TO 24" DEPTH	A-77T24FT-##	\$1,370	
		UP TO 36" DEPTH	A-77T36FT-##	\$1,385	
		OPTIONAL ADD-ON ITEMS:		*MODEL # ADD-ON:	PRICE ADD:
		BAR HEIGHT	-BH	+ \$200	
CUSTOM BASE HEIGHT	-CBH	+ \$220			
CASTERS	-C	+ \$85			
ADJ. COLUMN - CAFÉ (26"- 35")	-CADJ	+ \$395			
ADJ. COLUMN - BAR (29"- 42")	-BADJ	+ \$575			
CHROME	-CH	+ \$470			
Metal Modesty Panel (table ready)	-MMP	* page 35			
Laminate Modesty Panel (table ready)	-LMP	* page 35			
<i>*See page 33 for modesty panel options</i>					
<p style="text-align: center;">Arched X-Base</p> <p>Simple, elegant lines make this base a perfect combination of flexibility, functionality, and aesthetics.</p> <p>SPECIFICATIONS</p> <ul style="list-style-type: none"> • Construction: Rigid bolted • Tubing: Column 3" OD x 16 gage Base 1-3/8" OD x 13 gage • Mounting Plate: 12" x 12" x 4 gage steel. • Tie Rod: 1/2-13 threaded rod • Base Height: 27-3/4" – 40-3/4" • Adjustable Leveler: 1-3/8" diameter and 1/4" x 5/8" long stud • Finish: Chrome or powder coat paint 		STANDARD CAFE HEIGHT STATIONARY w/ LEVELER:			
		UP TO 30" SQUARE OR 36" ROUND	A-733036FX-##	\$745	
		UP TO 36" SQUARE OR 42" ROUND	A-733642FX-##	\$800	
		UP TO 42" SQUARE OR 54" ROUND	A-734254FX-##	\$830	
		STANDARD CAFE HEIGHT FLIP-TOP w/ LEVELER:			
		UP TO 30" SQUARE OR 36" ROUND	A-733036FT-##	\$995	
		UP TO 36" SQUARE OR 42" ROUND	A-733642FT-##	\$1,045	
		UP TO 42" SQ or RD (casters); 48" RD (levelers)	A-734254FT-##	\$1,065	
		OPTIONAL ADD-ON ITEMS:		*MODEL # ADD-ON:	PRICE ADD:
		BAR HEIGHT	-BH	+ \$130	
CUSTOM BASE HEIGHT	-CBH	+ \$220			
CASTERS	-C	+ \$85			
CHROME	-CH	+ \$280			

Please note: -## in base model numbers indicate the code for the base color choice - see standard base color options for codes.
*Add each model number add on continuously to the end of the full model number as needed per options added.



Acacia Collection™ Table Bases

BASE STYLE OPTION	IMAGE	MAXIMUM TABLE TOP	MODEL NUMBER	LIST PRICE	
<p style="text-align: center;">Contemporary T-Base</p> <p>This classically styled base fuses aesthetics, durability, and functionality for all environments utilizing its cast aluminum frame.</p> <p>SPECIFICATIONS</p> <ul style="list-style-type: none"> • Construction: Bolted, welded combination, column and feet are assembled. Flip-Top mechanism is mechanically attached to the table base. • Column: 2-1/4" tubing OD x 13 gage • Base: Cast aluminum • Base Height: 27-3/4" – 40-3/4" • Adjustable Leveler: 3/8"- x 3/4" long shank • Finish: Polished aluminum/Chrome, Satin aluminum/Satin chrome, Powder coat paint 		STANDARD CAFE HEIGHT STATIONARY w/ LEVELER:			
		UP TO 20" DEPTH	A-55T20FX-##	\$840	
		UP TO 26" DEPTH	A-55T26FX-##	\$860	
		UP TO 36" DEPTH	A-55T36FX-##	\$925	
		STANDARD CAFE HEIGHT FLIP-TOP w/ LEVELER:			
		UP TO 20" DEPTH	A-55T20FT-##	\$1,445	
		UP TO 26" DEPTH	A-55T26FT-##	\$1,465	
		UP TO 36" DEPTH	A-55T36FT-##	\$1,530	
		OPTIONAL ADD-ON ITEMS:		*MODEL # ADD-ON:	PRICE ADD:
		BAR HEIGHT		-BH	+ \$200
		CUSTOM BASE HEIGHT		-CBH	+ \$220
		CASTERS		-C	+ \$85
		WIRE ACCESS		-WA	+ \$120
ADJ. COLUMN - CAFÉ (26"- 35")		-CADJ	+ \$395		
ADJ. COLUMN - BAR (29"- 42")		-BADJ	+ \$575		
CHROME		-CH	+ \$175		
Metal Modesty Panel (make table ready)		-MMP	* page 35		
Laminate Modesty Panel (make table ready)		-LMP	* page 35		
<i>*See page 33 for modesty panel options</i>					
<p style="text-align: center;">Contemporary X-Base</p> <p>Functionality, classic styling, and lasting quality come together in this base.</p> <p>SPECIFICATIONS</p> <ul style="list-style-type: none"> • Construction: Bolted, welded combination • Column: 2-1/4" tubing OD x 13 gage • Base: Cast aluminum • Mounting Plate: Fabricated steel 4 gage x 12" x 12", and 8" x 8" • Base Height: 27-3/4" – 40-3/4" • Adjustable Leveler: 3/8-16 x 3/4" long shank • Finish: Polished aluminum/Chrome, Satin aluminum/Satinchrome, Powder coat paint 		STANDARD CAFE HEIGHT STATIONARY w/ LEVELER:			
		UP TO 24" SQUARE OR ROUND	A-572424FX-##	\$650	
		UP TO 30" SQUARE OR 36" ROUND	A-573036FX-##	\$725	
		UP TO 36" SQUARE OR 42" ROUND	A-573642FX-##	\$765	
		UP TO 42" SQUARE OR 54" ROUND	A-574254FX-##	\$905	
		STANDARD CAFE HEIGHT FLIP-TOP w/ LEVELER:			
		UP TO 24" SQUARE OR ROUND	A-572424FT-##	\$895	
		UP TO 30" SQUARE OR 36" ROUND	A-573036FT-##	\$965	
		UP TO 36" SQUARE OR 42" ROUND	A-573642FT-##	\$1,010	
		UP TO 42"SQ, 48"RD (casters);54"RD (levelers)	A-574254FT-##	\$1,150	
		OPTIONAL ADD-ON ITEMS:		*MODEL # ADD-ON:	PRICE ADD:
		BAR HEIGHT		-BH	+ \$105
		CUSTOM BASE HEIGHT		-CBH	+ \$220
CASTERS		-C	+ \$85		
WIRE ACCESS		-WA	+ \$340		
CHROME		-CH	+ \$105		
ADJ. COLUMN - CAFÉ (26"- 35")		-CADJ	+ \$290		
ADJ. COLUMN - BAR (29"- 42")		-BADJ	+ \$380		

Please note: -## in base model numbers indicate the code for the base color choice - see standard base color options for codes.

*Add each model number add on continuously to the end of the full model number as needed per options added.

Acacia Collection™ Table Bases

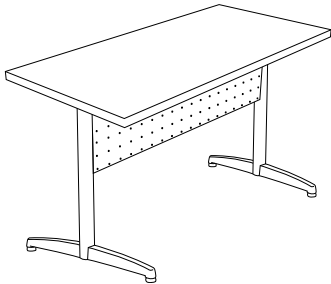
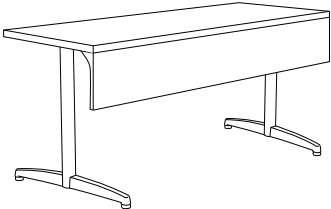
BASE STYLE OPTION	IMAGE	MAXIMUM TABLE TOP	MODEL NUMBER	LIST PRICE	
<p style="text-align: center;">Cast T-Base</p> <p>Functionality, classic styling, and lasting quality come together in this base.</p> <p>SPECIFICATIONS</p> <ul style="list-style-type: none"> • Construction: Bolted, welded combination, Column and feet are assembled. Flip-Top mechanism is mechanically attached to the table base. • Column: 2-1/4" tubing OD x 13 gage • Base: Cast aluminum • Base Height: 27-3/4" – 40-3/4" • Adjustable Leveler: 3/8"-x 3/4" long shank • Finish: Polished aluminum/Chrome, Satin aluminum/Satin chrome, Powder coat 		STANDARD CAFE HEIGHT STATIONARY w/ LEVELER:			
		UP TO 20" DEPTH	A-50T20FX-##	\$735	
		UP TO 26" DEPTH	A-50T26FX-##	\$745	
		UP TO 36" DEPTH	A-50T36FX-##	\$795	
		STANDARD CAFE HEIGHT FLIP-TOP w/ LEVELER:			
		UP TO 20" DEPTH	A-50T20FT-##	\$1,345	
		UP TO 26" DEPTH	A-50T26FT-##	\$1,355	
		UP TO 36" DEPTH	A-50T36FT-##	\$1,410	
		OPTIONAL ADD-ON ITEMS:		*MODEL # ADD-ON:	PRICE ADD:
		BAR HEIGHT		-BH	+ \$200
		CUSTOM BASE HEIGHT PER INCH		-CBH	+ \$220
		CASTERS		-C	+ \$85
		WIRE ACCESS		-WA	+ \$120
ADJ. COLUMN - CAFÉ (26"- 35")		-CADJ	+ \$395		
ADJ. COLUMN - BAR (29"- 42")		-BADJ	+ \$575		
CHROME		-CH	+ \$175		
Metal Modesty Panel (make table ready)		-MMP	* page 35		
Laminate Modesty Panel (make table ready)		-LMP	* page 35		
*See page 33 for modesty panel options					
<p style="text-align: center;">Cast X-Base</p> <p>This classically styled base fuses aesthetics, durability, and functionality for all environments utilizing its cast aluminum frame.</p> <p>SPECIFICATIONS</p> <ul style="list-style-type: none"> • Construction: Bolted, welded combination • Column: 2-1/4" tubing OD x 13 gage • Base: Cast aluminum • Mounting Plate: Fabricated steel 4 gage x 12" x 12", and 8" x 8" • Base Height: 27-3/4" – 40-3/4" • Adjustable Leveler: 3/8-16 x 3/4" long shank • Finish: Polished aluminum/Chrome, Satin aluminum/Satin chrome, Powder coat paint 		STANDARD CAFE HEIGHT STATIONARY w/ LEVELER:			
		UP TO 24" SQUARE OR ROUND	A-522424FX-##	\$570	
		UP TO 30" SQUARE OR 36" ROUND	A-523036FX-##	\$605	
		UP TO 36" SQUARE OR 42" ROUND	A-523642FX-##	\$680	
		UP TO 42" SQUARE OR 54" ROUND	A-524254FX-##	\$745	
		STANDARD CAFE HEIGHT FLIP-TOP w/ LEVELER:			
		UP TO 24" SQUARE OR ROUND	A-522424FT-##	\$810	
		UP TO 30" SQUARE OR 36" ROUND	A-523036FT-##	\$845	
		UP TO 36" SQUARE OR 42" ROUND	A-523642FT-##	\$920	
		UP TO 42"SQ, 48"RD (casters);54"RD (levelers)	A-524254FT-##	\$995	
		OPTIONAL ADD-ON ITEMS:		*MODEL # ADD-ON:	PRICE ADD:
		BAR HEIGHT		-BH	+ \$105
		CUSTOM BASE HEIGHT PER INCH		-CBH	+ \$220
CASTERS		-C	+ \$85		
WIRE ACCESS		-WA	+ \$455		
CHROME		-CH	+ \$105		
ADJ. COLUMN - CAFÉ (26"- 35")		-CADJ	+ \$290		
ADJ. COLUMN - BAR (29"- 42")		-BADJ	+ \$380		

Please note: ## in base model numbers indicate the code for the base color choice - see standard base color options for codes.

*Add each model number add on continuously to the end of the full model number as needed per options added.


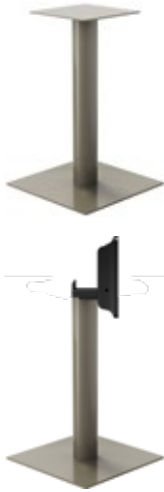

Acacia Collection™ Modesty Panels

Modesty Panels for the Acacia Collection™ are designed for a seamless fusion of functionality and a clean aesthetic. All modesty panels are attached to the table legs in order to avoid any tampering or clunkiness while moving the table throughout your space or when engaging the flip-top mechanism to flip the table-top up and nest the tables together. This design feature makes for a very clean, functional, and great looking complete table!

STYLE	MODESTY PANEL SIZE OPTIONS	BASE STYLE / MODEL NUMBER	LIST PRICE
METAL MODESTY PANELS 	Architectural Base Only	Flip-Top & Stationary Bases	
	48" Long Table	A-M-MP-0936-54	\$380
	60" Long Table	A-M-MP-0948-54	\$395
	72" Long Table	A-M-MP-0960-54	\$500
	Cast, Arch, and Contemporary Bases	Stationary Bases	
	48" Long Table	A-M-MP-0936-505572	\$425
	60" Long Table	A-M-MP-0948-505572	\$455
	72" Long Table	A-M-MP-0960-505572	\$540
	Cast, Arch, and Contemporary Bases	Flip-Top Bases	
	48" Long Table	A-M-MP-0936-505572-FT	\$425
60" Long Table	A-M-MP-0948-505572-FT	\$455	
72" Long Table	A-M-MP-0960-505572-FT	\$540	
LAMINATE MODESTY PANELS 	All Base Styles	Stationary Bases	
	48" Long Table	A-PBL-MP-0936EBM-XXXX	\$280
	60" Long Table	A-PBL-MP-0948EBM-XXXX	\$340
	72" Long Table	A-PBL-MP-0960EBM-XXXX	\$390
	84" Long Table	A-PBL-MP-0972EBM-XXXX	\$450
	96" Long Table	A-PBL-MP-0996EBM-XXXX	\$455
	All Base Styles	Flip-Top Bases	
	48" Long Table	A-PBL-MP-0936EBM-XXXX-FT	\$295
	60" Long Table	A-PBL-MP-0948EBM-XXXX-FT	\$350
	72" Long Table	A-PBL-MP-0960EBM-XXXX-FT	\$415
84" Long Table	A-PBL-MP-0972EBM-XXXX-FT	\$470	
96" Long Table	A-PBL-MP-0996EBM-XXXX-FT	\$475	

*Please Note: Metal Modesty panels are only available up to your 72" long table. If wanted on an 84" long table, legs would sit in same positions as a 72" long table
 Certain Flip-Top table tops must have contoured top edges for modesty panels to properly fasten.


Acacia Collection™ Table Bases

BASE STYLE OPTION	IMAGE	MAXIMUM TABLE TOP	MODEL NUMBER	LIST PRICE	
<p style="text-align: center;">Round Pedestal Base</p> <p>These low profile discs almost make the base disappear into the floor while still maintaining the stability and mobility needed in a freestanding table.</p> <p>SPECIFICATIONS</p> <ul style="list-style-type: none"> • Construction: Mounting plates are welded to columns. Discs are bolted to columns from the bottom side for extra strength and anti-rotation. • Column: Fabricated steel 16 gage • Fixed Mounting Plate: 12" x 12" x 4 gage steel • Adjustable Leveler: Optional • Finish: Chrome or powder coat paint 		STANDARD CAFÉ HEIGHT STATIONARY w/ LEVELER:			
		UP TO 36" ROUND	A-R1836FX-##	\$1,000	
		UP TO 48" ROUND	A-R2248FX-##	\$1,175	
		UP TO 54" ROUND	A-R2254FX-##	\$1,440	
		UP TO 60" ROUND	A-R2260FX-##	\$1,980	
		STANDARD CAFÉ HEIGHT FLIP-TOP w/ LEVELER:			
		UP TO 36" ROUND	A-R1836FT-##	\$1,240	
		UP TO 48" ROUND	A-R2248FT-##	\$1,415	
		UP TO 54" ROUND	A-R2254FT-##	\$1,675	
		OPTIONAL ADD-ON ITEMS:		*MODEL NUMBER ADD-ON:	PRICE ADD:
BAR HEIGHT	-BA	+ \$130			
LEVELERS	-L	+ \$120			
WIRE ACCESS	-WA	+ \$255			
CHROME	-CH	+ \$520			
<p style="text-align: center;">Square Pedestal Base</p> <p>These low profile discs almost make the base disappear into the floor while still maintaining the stability and mobility needed in a freestanding table.</p> <p>SPECIFICATIONS</p> <ul style="list-style-type: none"> • Construction: Mounting plates are welded to columns. Discs are bolted to columns from the bottom side for extra strength and anti-rotation. • Column: Fabricated steel 16 gage Fixed Mounting Plate: 12" x 12" x 4 gage steel • Adjustable Leveler: Optional Finish: Chrome or powder coat paint 		STANDARD CAFÉ HEIGHT STATIONARY w/ LEVELER:			
		UP TO 36" SQUARE	A-S1836FX-##	\$1,120	
		UP TO 42" SQUARE	A-S1842FX-##	\$1,325	
		UP TO 48" SQUARE	A-S1848FX-##	\$1,600	
		STANDARD CAFÉ HEIGHT FLIP-TOP w/ LEVELER:			
		UP TO 36" SQUARE	A-S1836FT-##	\$1,355	
		UP TO 42" SQUARE	A-S1842FT-##	\$1,570	
		UP TO 48" SQUARE	A-S1848FT-##	\$1,845	
		OPTIONAL ADD-ON ITEMS:		*MODEL NUMBER ADD-ON:	PRICE ADD:
		BAR HEIGHT	-BA	+ \$130	
LEVELERS	-L	+ \$120			
WIRE ACCESS	-WA	+ \$255			
CHROME	-CH	+ \$820			
<p style="text-align: center;">Tapered Pedestal Base</p> <p>These low profile discs almost make the base disappear into the floor while still maintaining the stability and mobility needed in a freestanding table.</p> <p>SPECIFICATIONS</p> <ul style="list-style-type: none"> • Construction: Mounting plates are welded to columns. Discs are bolted to columns from the bottom side for extra strength and anti-rotation. • Column: Fabricated steel 16 gage • Fixed Mounting Plate: 12" x 12" x 4 gage steel • Adjustable Leveler: Optional • Finish: Chrome or powder coat paint 		STANDARD CAFÉ HEIGHT STATIONARY w/ LEVELER:			
		UP TO 30" ROUND	A-T1830FX-##	\$1,495	
		UP TO 42" ROUND	A-T1842FX-##	\$1,580	
		STANDARD BAR HEIGHT STATIONARY w/ LEVELER:			
		UP TO 30" ROUND	A-T1830FXB-##	\$2,115	
		UP TO 42" ROUND	A-T1842FXB-##	\$2,195	
		STANDARD CAFÉ HEIGHT FLIP-TOP w/ LEVELER:			
		UP TO 30" ROUND	A-T1830FT-##	\$1,735	
		UP TO 42" ROUND	A-T1842FT-##	\$1,825	
		STANDARD BAR HEIGHT FLIP-TOP w/ LEVELER:			
UP TO 30" ROUND	A-T1830FTB-##	\$2,365			
UP TO 42" ROUND	A-T1842FTB-##	\$2,440			
OPTIONAL ADD-ON ITEMS:		*MODEL NUMBER ADD-ON:	PRICE ADD:		
LEVELERS	-L	+ \$235			
CHROME - CAFÉ HEIGHT	-CCH	+ \$455			
CHROME - BAR HEIGHT	-BCH	+ \$640			

Please note: ## in base model numbers indicate the code for the base color choice - see standard base color options for codes.
 *Add each model number add on continuously to the end of the full model number as needed per options added.

Acacia Collection™ Table Bases

BASE STYLE OPTION	IMAGE	MAXIMUM TABLE TOP	MODEL NUMBER	LIST PRICE	
<p style="text-align: center;">Square Post</p> <p>The Acacia™ Square Post Series tables offers an opportunity to mount the leg flush with the corner of the table top for an inspiring, high-end look. Offered in both a 2" and 3" square leg with an adjustable leveler, the Square Post Series leg is sure to add an element of distinction to your space.</p> <p>SPECIFICATIONS</p> <ul style="list-style-type: none"> • Construction: Mounting plates are welded to columns. Discs are bolted to columns from the bottom side for extra strength and anti-rotation. • Column: Fabricated steel 16 gage • Fixed Mounting Plate: 12" x 12" x 4 gage steel • Adjustable Leveler: Optional • Finish: Chrome or powder coat paint 		STANDARD CAFE HEIGHT STATIONARY w/ LEVELER:			
		SET OF 4	A-2514FX-##	\$1,335	
		OPTIONAL ADD-ON ITEMS:		*MODEL NUMBER ADD-ON:	PRICE ADD:
		CASTERS	-C	+ \$185	
		CHROME - CAFE HEIGHT	-CCH	+ \$470	
CHROME - BAR HEIGHT	-BCH	+ \$620			


<p style="text-align: center;">Round Post</p> <p>The Acacia™ Round Post Series tables make a statement. Distinctive and stylish, this leg is the choice of many who appreciate value and style. Round Post Series tables add the detail needed to give a look of distinction and durability.</p> <p>SPECIFICATIONS</p> <ul style="list-style-type: none"> • Construction: Welded for maximum strength and stability • Column: 2" tubing 14 gage wall • Fixed Top Plate: <ul style="list-style-type: none"> - 125" x 6" x 6" steel - 6" tubes .187" x 8" x 8" steel • Base Height: 27-3/4" • Adjustable Leveler: 2" tubes have a 1/4-20 x 1-3/4" long shank • Finish: Chrome or powder coat paint 		STANDARD CAFE HEIGHT STATIONARY w/ LEVELER:			
		SET OF 4	A-2000FX-##	\$795	
		OPTIONAL ADD-ON ITEMS:		*MODEL NUMBER ADD-ON:	PRICE ADD:
		CASTERS	-C	+ \$105	
		ADJ. COLUMN - CAFÉ (26"- 35")	-CADJ	+ \$885	
		ADJ. COLUMN - BAR (29"- 42")	-BADJ	+ \$1,220	
		CHROME - CAFÉ HEIGHT	-CCH	+ \$415	
CHROME - BAR HEIGHT	-BCH	+ \$520			

<p style="text-align: center;">Tapered Post Base</p> <p>The Acacia™ Tapered Post Series offers a fresh look for tables that will stand the test of time. The sleek tapered design provides the perfect aesthetic appeal for all applications from dining and café to reception and multi-purpose spaces.</p> <p>SPECIFICATIONS</p> <ul style="list-style-type: none"> • Construction: Welded for maximum strength and stability • Column: Fabricated steel 14 gage • Fixed Top Plate: <ul style="list-style-type: none"> - Fabricated steel .125" x 6" x 6" • Adjustable Leveler: Tapered leveler from 2-1/8" to 1-7/16" diameter by 2-3/8" tall • Caster: 2" diameter locking (optional) • Finish: Chrome or powder coat paint 		STANDARD CAFE HEIGHT STATIONARY w/ LEVELER:			
		ADJUSTABLE LEVELER SET OF 4	A-2520FX-##	\$1,540	
		OPTIONAL ADD-ON ITEMS:		*MODEL NUMBER ADD-ON:	PRICE ADD:
		CHROME - CAFE HEIGHT	-CCH	+ \$490	

Please note: -## in base model numbers indicate the code for the base color choice - see standard base color options for codes.
 *Add each model number add on continuously to the end of the full model number as needed per options added.

Acacia Collection™ Table Bases

BASE STYLE OPTION	IMAGE	MAXIMUM TABLE TOP	MODEL NUMBER	LIST PRICE	
<p>Cast 4-Column X-Base</p> <p>This classically styled base fuses aesthetics, durability, and functionality for the larger sized tops over 60" square or round. This cast aluminum frame provides extreme durability without sacrificing style.</p> <p>SPECIFICATIONS</p> <ul style="list-style-type: none"> • Construction: Bolted, welded combination • Column: 2-1/4" steel tubing • Base: Cast aluminum • Mounting Plate: Fabricated steel .12" x 4" x 4"(4) Requires (16) #12-14 screws • Base Height: 27-3/4" – 40-3/4" • Adjustable Leveler: 3/8" x 3/4" long shank • Finish: Polished aluminum/Chrome, Satin aluminum/Satin chrome, Powder coat paint 		STANDARD CAFE HEIGHT STATIONARY w/ LEVELER:			
		UP TO 60" ROUND	A-5260FX-##	\$1,415	
		UP TO 72" ROUND	A-5272FX-##	\$1,500	
		UP TO 84" ROUND	A-5284FX-##	\$1,610	
		OPTIONAL ADD-ON ITEMS:		*MODEL NUMBER ADD-ON:	PRICE ADD:
		BAR HEIGHT	-BA	+ \$375	
CASTERS	-C	+ \$85			
WIRE ACCESS	-WA	+ \$60			
CHROME	-CH	+ \$500			

BASE STYLE OPTION	IMAGE	MAXIMUM TABLE TOP	MODEL NUMBER	LIST PRICE
<p>Auditorium Base</p> <p>The Acacia™ Auditorium Series offers the combination of a rigid, welded, and bolted construction along with a clean look. Seminar tables, lecture halls, restaurants and cafeterias are all ideal applications for our line of surface mounted Auditorium Series bases. These legs are securely bolted to the floor for an ideal fixed table solution.</p> <p>SPECIFICATIONS</p> <p>* SOLD AS A SET OF 2</p> <ul style="list-style-type: none"> • Construction: Welded and bolted for maximum strength • Tubing: 3" OD x 16 gage • Floor Plate: <ul style="list-style-type: none"> - 1/4" x 5-1/2" x 7-1/4" - Wire access 2-1/2" diameter in floor plate • Cover for Floor Plate: Molded plastic cover with black finish to hide mounting screws in the floor • Floor Anchors: <ul style="list-style-type: none"> - Customer to supply (4) per base - 5/16" anchors required in cement - 3/8" toggles required in wood • Top Plate: <ul style="list-style-type: none"> - Fabricated steel 6" x 9" - Requires (6) # 12-14 screws • Base Height – 27-3/4" • Finish: Powder coat paint 		STANDARD CAFE HEIGHT STATIONARY w/ LEVELER:		
		UP TO 30" DEEP TOP	A-1930FX-##	\$1,280
		OPTIONAL ADD-ON ITEMS:		*MODEL NUMBER ADD-ON:
WIRE ACCESS	-WA	+\$260		


Please note: -## in base model numbers indicate the code for the base color choice - see standard base color options for codes.

*Add each model number add on continuously to the end of the full model number as needed per options added.

Acacia Standard Base Color Options




Black (BL)



Black Wrinkle (BW)




Dark Tone (DT)




Medium Tone (MT)




Silver (SV)




Medium Gray (MG)




Inner Tone Light (IT)




Champagne (CN)



Light Brown (LB)



Light Tone (LT)



Soft White (SW)



Sky White (SK)

Please note: Polished Chrome base color option is also available for an added cost - see page 25.

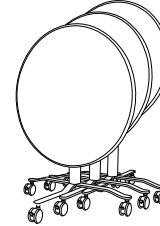
STEP 1- SELECT A TABLE MODEL



Rollers™ Portable Tables

FEATURES

- Positive-locking flip-top secures table top vertically and horizontally
- Nesting base allows for extra compact storage
- Includes locking swivel casters as standard
- 1-1/4" thick table top with particle board core
- High-pressure laminate surface
- 3MM Black Vinyl Edge or exact match to laminate
- MAXX Edge® also available - call for quote!
- Shipped knock-down

Nested Bases

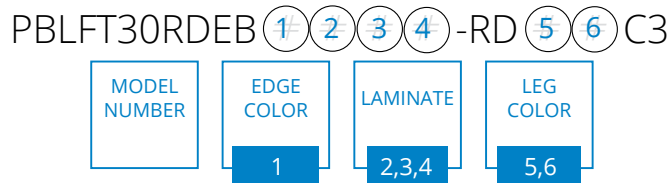













STYLE	MODEL NUMBER	DESCRIPTION	SIZE (W" x L" x H")	WEIGHT (LBS)	LIST PRICE
	PBLFT30RDEB####-RD##C3	Dining Height	30 dia x 30	53	\$1,915
	PBLFT30RDEB####-RB##C3	Bistro Height	30 dia x 42	54	\$1,915
	PBLFT30RDEB####-RA##C3	Adjustable Height	30 dia x 32-42	55	\$2,620
	PBLFT36RDEB####-RD##C3	Dining Height	36 dia x 30	61	\$2,070
	PBLFT36RDEB####-RB##C3	Bistro Height	36 dia x 42	62	\$2,070
	PBLFT36RDEB####-RA##C3	Adjustable Height	36 dia x 32-42	63	\$2,775
	PBLFT3030EB####-RD##C3	Dining Height	30 x 30 x 30	58	\$1,915
	PBLFT3030EB####-RB##C3	Bistro Height	30 x 30 x 42	59	\$1,915
	PBLFT3030EB####-RA##C3	Adjustable Height	30 x 30 x 32-42	60	\$2,620
	PBLFT3636EB####-RD##C3	Dining Height	36 x 36 x 30	66	\$2,070
	PBLFT3636EB####-RB##C3	Bistro Height	36 x 36 x 42	67	\$2,070
	PBLFT3636EB####-RA##C3	Adjustable Height	36 x 36 x 32-42	68	\$2,775

Rollers™ Mobile Table Options

STEP 2 - SELECT YOUR TABLE OPTIONS

To select your table options and complete your product code start with your Rollers™ Table Model Number. Fill in each “#” based on options selected below. Example:



OPTION	DESCRIPTION	ADD TO MODEL NUMBER	ADD-ON LIST PRICE
1 EDGE® COLOR	Black Edge Band or Exact Laminate Match	B for Black M for Laminate Match	+ \$0
2,3,4 LAMINATE	See page 23-24 for our standard laminates.		+ \$0 (standard*)
5,6 BASE COLOR	 <i>Black (B)</i>	B for Black	+ \$0 (standard)
	 <i>Wheat (W)</i>  <i>Graphite (G)</i>  <i>Carbon (CB)</i>	W for Wheat G for Graphite CB for Carbon	+ \$30
	 <i>White (WH)</i>  <i>Platinum (PT)</i>  <i>Pewter (PE)</i>  <i>Charcoal (CC)</i>	WH for White PT for Platinum PE for Pewter CC for Charcoal	+ \$50
	 <i>Black Wrinkle (BW)</i>	BW for Black Wrinkle	+ \$105
	 <i>Brushed Nickel (BN)</i>	BN for Brushed Nickel	+ \$305
	 <i>Polished Chrome (CH)</i>	CH for Chrome	+ \$360

* Standard Laminates are offered at \$0 add on to list price. See page 22 for upcharges for non-standard laminates.

MAXX-IC™ Reception Tables

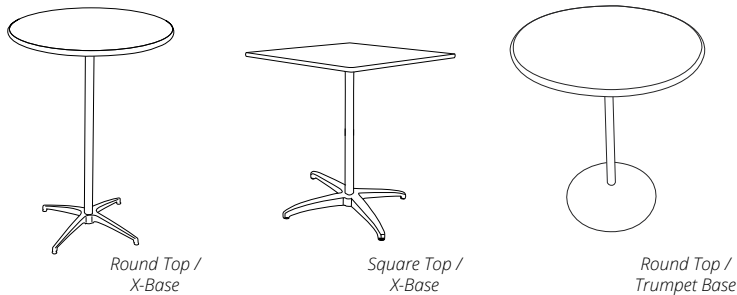
FEATURES

- Table top & column connect with patented internal connection (IC) that locks securely into place
- Solid plywood core table tops that store flat & compact without scratching or abrading
- Table top stain color options (###): Walnut (blank/no code) or Espresso (ESP)
- Table tops are finished with a UV Polycoat
- Edge: Seamless polyurethane MAXX Edge® in Black (B), Opal (O), Graphite (G), Pewter (P), Charcoal (C)
- MAXX Edge® color code options (MXE#) - see page 25.
- Column height options: 30" Dining Height or 42" Bistro Height
- Base options:
 - X-Base (Brushed Silver or Black)
 - Trumpet Base (Polished Chrome, Brushed Nickel or Black)
 - Weighted Trumpet Base (Polished Chrome, Brushed Nickel or Black)

TOP STAIN OPTIONS





TOP & BASE OPTIONS:









BASE COLOR OPTIONS:



BASE STYLE & COLOR	TOP SIZE	MODEL NUMBER	SIZE (W" x L" H")	WEIGHT (LBS)	LIST PRICE
 Brushed Silver X-Base	24" Round	PLY###24RDMXE#IC-XCH	24 dia x 30	19.6	\$720
	24" Round	PLY###24RDMXE#IC-XCH42	24 dia x 42	20.6	\$735
	30" Round	PLY###30RDMXE#IC-XCH	30 dia x 30	24.6	\$760
	30" Round	PLY###30RDMXE#IC-XCH42	30 dia x 42	25.6	\$780
	36" Round	PLY###36RDMXE#IC-XCH	36 dia x 30	30.9	\$835
	36" Round	PLY###36RDMXE#IC-XCH42	36 dia x 42	31.9	\$855
	30" x 30" Square*	PLY###3030MXE#IC-XCH	30 x 30 x 30	27.1	\$795
	36" x 36" Square*	PLY###3636MXE#IC-XCH	36 x 36 x 30	34.4	\$860
 Black X-Base	24" Round	PLY###24RDMXE#IC-XBL	24 dia x 30	19.6	\$755
	24" Round	PLY###24RDMXE#IC-XBL42	24 dia x 42	20.6	\$760
	30" Round	PLY###30RDMXE#IC-XBL	30 dia x 30	24.6	\$795
	30" Round	PLY###30RDMXE#IC-XBL42	30 dia x 42	25.6	\$815
	36" Round	PLY###36RDMXE#IC-XBL	36 dia x 30	30.9	\$870
	36" Round	PLY###36RDMXE#IC-XBL42	36 dia x 42	31.9	\$885
	30" x 30" Square*	PLY###3030MXE#IC-XBL	30 x 30 x 30	27.1	\$815
36" x 36" Square*	PLY###3636MXE#IC-XBL	36 x 36 x 30	34.4	\$895	

*Please note square table top bases have special instructions - please call for details.

MAXX-IC™ Reception Tables *(continued)*

BASE STYLE & COLOR	TOP SIZE	MODEL NUMBER	SIZE (W" x L" H")	WEIGHT (LBS)	LIST PRICE
 Polished Chrome Trumpet Base	24" Round	PLY###24RDMXE#IC-TCH	24 dia x 30	22.2	\$800
	24" Round	PLY###24RDMXE#IC-TCH42	24 dia x 42	23.2	\$815
	30" Round	PLY###30RDMXE#IC-TCH	30 dia x 30	27.2	\$835
	30" Round	PLY###30RDMXE#IC-TCH42	30 dia x 42	28.2	\$855
	36" Round	PLY###36RDMXE#IC-TCH	36 dia x 30	35.2	\$935
	36" Round	PLY###36RDMXE#IC-TCH42	36 dia x 42	36.2	\$960
	30" x 30" Square*	PLY###3030MXE#IC-TCH	30 x 30 x 30	29.7	\$820
36" x 36" Square*	PLY###3636MXE#IC-TCH	36 x 36 x 30	38.7	\$965	
 Brushed Nickel Trumpet Base	24" Round	PLY###24RDMXE#IC-TBN	24 dia x 30	22.2	\$885
	24" Round	PLY###24RDMXE#IC-TBN42	24 dia x 42	23.2	\$895
	30" Round	PLY###30RDMXE#IC-TBN	30 dia x 30	27.2	\$920
	30" Round	PLY###30RDMXE#IC-TBN42	30 dia x 42	28.2	\$935
	36" Round	PLY###36RDMXE#IC-TBN	36 dia x 30	35.2	\$1,040
	36" Round	PLY###36RDMXE#IC-TBN42	36 dia x 42	36.2	\$1,060
	30" x 30" Square*	PLY###3030MXE#IC-TBN	30 x 30 x 30	29.7	\$930
36" x 36" Square*	PLY###3636MXE#IC-TBN	36 x 36 x 30	38.7	\$1,065	
 Black Trumpet Base	24" Round	PLY###24RDMXE#IC-TBL	24 dia x 30	22.2	\$795
	24" Round	PLY###24RDMXE#IC-TBL42	24 dia x 42	23.2	\$815
	30" Round	PLY###30RDMXE#IC-TBL	30 dia x 30	27.2	\$830
	30" Round	PLY###30RDMXE#IC-TBL42	30 dia x 42	28.2	\$840
	36" Round	PLY###36RDMXE#IC-TBL	36 dia x 30	35.2	\$900
	36" Round	PLY###36RDMXE#IC-TBL42	36 dia x 42	36.2	\$920
	30" x 30" Square*	PLY###3030MXE#IC-TBL	30 x 30 x 30	29.7	\$830
36" x 36" Square*	PLY###3636MXE#IC-TBL	36 x 36 x 30	38.7	\$925	
 Weighted Polished Chrome Trumpet Base	24" Round	PLY###24RDMXE#IC-TCH-WB	24 dia x 30	44.4	\$1,025
	24" Round	PLY###24RDMXE#IC-TCH42-WB	24 dia x 42	45.4	\$1,040
	30" Round	PLY###30RDMXE#IC-TCH-WB	30 dia x 30	49.4	\$1,065
	30" Round	PLY###30RDMXE#IC-TCH42-WB	30 dia x 42	50.4	\$1,075
	36" Round	PLY###36RDMXE#IC-TCH-WB	36 dia x 30	57.4	\$1,170
	36" Round	PLY###36RDMXE#IC-TCH42-WB	36 dia x 42	58.4	\$1,180
	30" x 30" Square*	PLY###3030MXE#IC-TCH-WB	30 x 30 x 30	52.9	\$990
36" x 36" Square*	PLY###3636MXE#IC-TCH-WB	36 x 36 x 30	60.9	\$1,190	
 Weighted Brushed Nickel Trumpet Base	24" Round	PLY###24RDMXE#IC-TBN-WB	24 dia x 30	44.4	\$1,105
	24" Round	PLY###24RDMXE#IC-TBN42-WB	24 dia x 42	45.4	\$1,130
	30" Round	PLY###30RDMXE#IC-TBN-WB	30 dia x 30	49.4	\$1,145
	30" Round	PLY###30RDMXE#IC-TBN42-WB	30 dia x 42	50.4	\$1,165
	36" Round	PLY###36RDMXE#IC-TBN-WB	36 dia x 30	57.4	\$1,270
	36" Round	PLY###36RDMXE#IC-TBN42-WB	36 dia x 42	58.4	\$1,280
	30" x 30" Square*	PLY###3030MXE#IC-TBN-WB	30 x 30 x 30	52.9	\$1,180
36" x 36" Square*	PLY###3636MXE#IC-TBN-WB	36 x 36 x 30	60.9	\$1,295	
 Weighted Black Trumpet Base	24" Round	PLY###24RDMXE#IC-TBL-WB	24 dia x 30	44.4	\$1,025
	24" Round	PLY###24RDMXE#IC-TBL42-WB	24 dia x 42	45.4	\$1,035
	30" Round	PLY###30RDMXE#IC-TBL-WB	30 dia x 30	49.4	\$1,060
	30" Round	PLY###30RDMXE#IC-TBL42-WB	30 dia x 42	50.4	\$1,065
	36" Round	PLY###36RDMXE#IC-TBL-WB	36 dia x 30	57.4	\$1,140
	36" Round	PLY###36RDMXE#IC-TBL42-WB	36 dia x 42	58.4	\$1,145
	30" x 30" Square*	PLY###3030MXE#IC-TBL-WB	30 x 30 x 30	52.9	\$1,045
36" x 36" Square*	PLY###3636MXE#IC-TBL-WB	36 x 36 x 30	60.9	\$1,160	

*Please note square table top bases have special instructions - please call for details.

MAXX-IC™ Café Table Packages







FULL PACKAGE INCLUDES:

- QTY 20 Table Tops*
- QTY 20 Dining Columns (30" H)
- QTY 20 Bistro Columns (42" H)**
- QTY 20 Bases
- QTY 1 HD-CCT30-REV Cart

HALF PACKAGE INCLUDES:

- QTY 10 Table Tops*
- QTY 10 Dining Columns (30" H)
- QTY 10 Bistro Columns (42" H)**
- QTY 10 Bases
- QTY 1 HD-CCT30-REV Cart

BASE STYLE	TOP SIZE / PACKAGE SIZE	MODEL NUMBER	SIZE (W" x L" H")	WEIGHT (LBS)	LIST PRICE
 Brushed Silver X-Base	24" Round Full Package	PLY###PKG24RDMXE#IC-XCH	24 dia x 30/42	609	\$19,730
	30" Round Full Package	PLY###PKG30RDMXE#IC-XCH	30 dia x 30/42	709	\$20,450
	36" Round Full Package	PLY###PKG36RDMXE#IC-XCH	36 dia x 30/42	829	\$21,975
	30" x 30" Square Full Package	PLY###PKG3030MXE#IC-XCH	30 x 30 x 30**	769	\$20,655
	36" x 36" Square Full Package	PLY###PKG3636MXE#IC-XCH	36 x 36 x 30**	889	\$22,345
	24" Round Half Package	PLY###HP24RDMXE#IC-XCH	24 dia x 30/42	377	\$11,430
	30" Round Half Package	PLY###HP30RDMXE#IC-XCH	30 dia x 30/42	427	\$11,810
	36" Round Half Package	PLY###HP36RDMXE#IC-XCH	36 dia x 30/42	487	\$12,565
	30" x 30" Square Half Package	PLY###HPG3030MXE#IC-XCH	30 x 30 x 30**	457	\$11,995
	36" x 36" Square Half Package	PLY###HP3636MXE#IC-XCH	36 x 36 x 30**	517	\$12,740
 Black X-Base	24" Round Full Package	PLY###PKG24RDMXE#IC-XBL	24 dia x 30/42	609	\$20,550
	30" Round Full Package	PLY###PKG30RDMXE#IC-XBL	30 dia x 30/42	709	\$21,280
	36" Round Full Package	PLY###PKG36RDMXE#IC-XBL	36 dia x 30/42	829	\$22,895
	30" x 30" Square Full Package	PLY###PKG3030MXE#IC-XBL	30 x 30 x 30**	769	\$21,665
	36" x 36" Square Full Package	PLY###PKG3636MXE#IC-XBL	36 x 36 x 30**	889	\$23,270
	24" Round Half Package	PLY###HP24RDMXE#IC-XBL	24 dia x 30/42	377	\$11,850
	30" Round Half Package	PLY###HP30RDMXE#IC-XBL	30 dia x 30/42	427	\$12,210
	36" Round Half Package	PLY###HP36RDMXE#IC-XBL	36 dia x 30/42	487	\$13,035
	30" x 30" Square Half Package	PLY###HP3030MXE#IC-XBL	30 x 30 x 30**	457	\$12,380
	36" x 36" Square Half Package	PLY###HP3636MXE#IC-XBL	36 x 36 x 30**	517	\$13,220
 Polished Chrome Trumpet Base	24" Round Full Package	PLY###PKG24RDMXE#IC-TCH	24 dia x 30/42	649	\$21,220
	30" Round Full Package	PLY###PKG30RDMXE#IC-TCH	30 dia x 30/42	749	\$21,940
	36" Round Full Package	PLY###PKG36RDMXE#IC-TCH	36 dia x 30/42	929	\$24,045
	30" x 30" Square Full Package	PLY###PKG3030MXE#IC-TCH	30 x 30 x 30**	809	\$21,275
	36" x 36" Square Full Package	PLY###PKG3636MXE#IC-TCH	36 x 36 x 30**	989	\$24,425
	24" Round Half Package	PLY###HP24RDMXE#IC-TCH	24 dia x 30/42	397	\$12,185
	30" Round Half Package	PLY###HP30RDMXE#IC-TCH	30 dia x 30/42	447	\$12,550
	36" Round Half Package	PLY###HP36RDMXE#IC-TCH	36 dia x 30/42	537	\$13,595
	30" x 30" Square Half Package	PLY###HP3030MXE#IC-TCH	30 x 30 x 30**	477	\$12,380
	36" x 36" Square Half Package	PLY###HP3636MXE#IC-TCH	36 x 36 x 30**	567	\$13,790
 Brushed Nickel Trumpet Base	24" Round Full Package	PLY###PKG24RDMXE#IC-TBN	24 dia x 30/42	649	\$23,455
	30" Round Full Package	PLY###PKG30RDMXE#IC-TBN	30 dia x 30/42	749	\$24,180
	36" Round Full Package	PLY###PKG36RDMXE#IC-TBN	36 dia x 30/42	929	\$26,690
	30" x 30" Square Full Package	PLY###PKG3030MXE#IC-TBN	30 x 30 x 30**	809	\$23,985
	36" x 36" Square Full Package	PLY###PKG3636MXE#IC-TBN	36 x 36 x 30**	989	\$27,060
	24" Round Half Package	PLY###HP24RDMXE#IC-TBN	24 dia x 30/42	397	\$13,305
	30" Round Half Package	PLY###HP30RDMXE#IC-TBN	30 dia x 30/42	447	\$13,660
	36" Round Half Package	PLY###HP36RDMXE#IC-TBN	36 dia x 30/42	537	\$14,920
	30" x 30" Square Half Package	PLY###HP3030MXE#IC-TBN	30 x 30 x 30**	477	\$13,695
	36" x 36" Square Half Package	PLY###HP3636MXE#IC-TBN	36 x 36 x 30**	567	\$15,105

*If weighted trumpet bases are chosen the Full Package will hold 12 (NOT 20) tables and the Half Package will hold 6 (not 10) tables; cart model will vary from HD-CCT30-REV. ** Square Tops are only offered with 30" dining height columns.

MAXX-IC™ Café Table Packages (continued)







WEIGHTED BASE FULL PACKAGE INCLUDES:

- QTY 12 Table Tops*
- QTY 12 Dining Columns (30" H)
- QTY 12 Bistro Columns (42" H)**
- QTY 12 Bases
- QTY 1 HD-CCT30-REV-WB Cart

WEIGHTED BASE HALF PACKAGE INCLUDES:

- QTY 6 Table Tops*
- QTY 6 Dining Columns (30" H)
- QTY 6 Bistro Columns (42" H)**
- QTY 6 Bases
- QTY 1 HD-CCT30-REV-WB Cart

BASE STYLE	TOP SIZE / PACKAGE SIZE	MODEL NUMBER	SIZE (W" x L" H")	WEIGHT (LBS)	LIST PRICE
 Black Trumpet Base	24" Round Full Package	PLY####PKG24RDMXE#IC-TBL	24 dia x 30/42	649	\$21,300
	30" Round Full Package	PLY####PKG30RDMXE#IC-TBL	30 dia x 30/42	749	\$22,020
	36" Round Full Package	PLY####PKG36RDMXE#IC-TBL	36 dia x 30/42	929	\$23,530
	30" x 30" Square Full Package	PLY####PKG3030MXE#IC-TBL	30 x 30 x 30**	809	\$21,895
	36" x 36" Square Full Package	PLY####PKG3636MXE#IC-TBL	36 x 36 x 30**	989	\$23,905
	24" Round Half Package	PLY####HP24RDMXE#IC-TBL	24 dia x 30/42	397	\$12,220
	30" Round Half Package	PLY####HP30RDMXE#IC-TBL	30 dia x 30/42	447	\$12,580
	36" Round Half Package	PLY####HP36RDMXE#IC-TBL	36 dia x 30/42	537	\$13,330
	30" x 30" Square Half Package	PLY####HP3030MXE#IC-TBL	30 x 30 x 30**	477	\$12,615
	36" x 36" Square Half Package	PLY####HP3636MXE#IC-TBL	36 x 36 x 30**	567	\$13,530
 Weighted Polished Chrome Trumpet Base*	24" Round Full Package	PLY####PKG24RDMXE#IC-TCH-WB	24 dia x 30/42	711.4	\$16,460
	30" Round Full Package	PLY####PKG30RDMXE#IC-TCH-WB	30 dia x 30/42	771.4	\$16,885
	36" Round Full Package	PLY####PKG36RDMXE#IC-TCH-WB	36 dia x 30/42	879.4	\$18,140
	30" x 30" Square Full Package	PLY####PKG3030MXE#IC-TCH-WB	30 x 30 x 30**	807.4	\$16,245
	36" x 36" Square Full Package	PLY####PKG3636MXE#IC-TCH-WB	36 x 36 x 30**	915.4	\$18,380
	24" Round Half Package	PLY####HP24RDMXE#IC-TCH-WB	24 dia x 30/42	428.2	\$9,670
	30" Round Half Package	PLY####HP30RDMXE#IC-TCH-WB	30 dia x 30/42	458.2	\$9,880
	36" Round Half Package	PLY####HP36RDMXE#IC-TCH-WB	36 dia x 30/42	512.2	\$10,510
	30" x 30" Square Half Package	PLY####HP3030MXE#IC-TCH-WB	30 x 30 x 30**	476.2	\$9,520
	36" x 36" Square Half Package	PLY####HP3636MXE#IC-TCH-WB	36 x 36 x 30**	530.2	\$10,630
 Weighted Brushed Nickel Trumpet Base*	24" Round Full Package	PLY####PKG24RDMXE#IC-TBN-WB	24 dia x 30/42	711.4	\$17,795
	30" Round Full Package	PLY####PKG30RDMXE#IC-TBN-WB	30 dia x 30/42	771.4	\$18,230
	36" Round Full Package	PLY####PKG36RDMXE#IC-TBN-WB	36 dia x 30/42	879.4	\$19,730
	30" x 30" Square Full Package	PLY####PKG3030MXE#IC-TBN-WB	30 x 30 x 30**	807.4	\$18,955
	36" x 36" Square Full Package	PLY####PKG3636MXE#IC-TBN-WB	36 x 36 x 30**	915.4	\$19,960
	24" Round Half Package	PLY####HP24RDMXE#IC-TBN-WB	24 dia x 30/42	428.2	\$10,345
	30" Round Half Package	PLY####HP30RDMXE#IC-TBN-WB	30 dia x 30/42	458.2	\$10,555
	36" Round Half Package	PLY####HP36RDMXE#IC-TBN-WB	36 dia x 30/42	512.2	\$11,310
	30" x 30" Square Half Package	PLY####HP3030MXE#IC-TBN-WB	30 x 30 x 30**	476.2	\$10,910
	36" x 36" Square Half Package	PLY####HP3636MXE#IC-TBN-WB	36 x 36 x 30**	530.2	\$11,415
 Weighted Black Trumpet Base*	24" Round Full Package	PLY####PKG24RDMXE#IC-TBL-WB	24 dia x 30/42	711.4	\$16,505
	30" Round Full Package	PLY####PKG30RDMXE#IC-TBL-WB	30 dia x 30/42	771.4	\$16,925
	36" Round Full Package	PLY####PKG36RDMXE#IC-TBL-WB	36 dia x 30/42	879.4	\$17,845
	30" x 30" Square Full Package	PLY####PKG3030MXE#IC-TBL-WB	30 x 30 x 30**	807.4	\$16,790
	36" x 36" Square Full Package	PLY####PKG3636MXE#IC-TBL-WB	36 x 36 x 30**	915.4	\$18,065
	24" Round Half Package	PLY####HP24RDMXE#IC-TBL-WB	24 dia x 30/42	428.2	\$9,690
	30" Round Half Package	PLY####HP30RDMXE#IC-TBL-WB	30 dia x 30/42	458.2	\$9,915
	36" Round Half Package	PLY####HP36RDMXE#IC-TBL-WB	36 dia x 30/42	512.2	\$10,360
	30" x 30" Square Half Package	PLY####HP3030MXE#IC-TBL-WB	30 x 30 x 30**	476.2	\$9,980
	36" x 36" Square Half Package	PLY####HP3636MXE#IC-TBL-WB	36 x 36 x 30**	530.2	\$10,485

*If weighted trumpet bases are chosen the Full Package will hold 12 (NOT 20) tables and the Half Package will hold 6 (not 10) tables; cart model will vary from HD-CCT30-REV. ** Square Tops are only offered with 30" dining height columns.

Café Tables

FEATURES

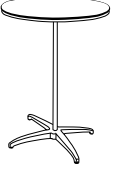





- Knock-down design stores compactly
- A variety of shapes and sizes available for tops, columns and bases
- Fill in first # with MAXX Edge® code (pg 25) and -### with laminate code on page 23-24. Call for more options!

HEIGHT

- 30" Dining Height; 42" Bistro Height; 30" to 42" pin Adjustable Height (only available in Chrome)

BASE

- Black or Brushed Silver X-Base is standard - see prices below.
- Brushed Nickel Trumpet Base comes with a Brushed Nickel Column; Black Trumpet/X-Base come with Black Column; Polished Chrome Trumpet/Silver X-Base come with Chrome Column.

STYLE	SERIES	MODEL NUMBER	SIZE (W" x L" x H")	SPECIAL NOTES	WEIGHT (LBS)	LIST PRICE
	MAXX Edge® Laminate	LS3024RD-MX#-###	24 dia x 30		19	\$695
	MAXX Edge® Laminate	LS4224RD-MX#-###	24 dia x 42		20	\$710
	MAXX Edge® Laminate	LSADJ24RD-MX#-###	24 dia x adj		21	\$790
	Laminate	LS3024RD-###	24 dia x 30		17	\$485
	Laminate	LS4224RD-###	24 dia x 42		18	\$490
	Laminate	LSADJ24RD-###	24 dia x adj		19	\$565
	200 Series Plywood	HO24DI-SK	24 dia x 30	ISP	17	\$390
	200 Series Plywood	HO24DI-SK42	24 dia x 42	ISP	18	\$405
	200 Series Plywood	HO24DI-SKADJ	24 dia x adj	ISP	19	\$485
	MAXX Edge® Laminate	LS3030RD-MX#-###	30 dia x 30	QSP	25	\$720
	MAXX Edge® Laminate	LS4230RD-MX#-###	30 dia x 42		26	\$730
	MAXX Edge® Laminate	LSADJ30RD-MX#-###	30 dia x adj		27	\$815
	Laminate	LS3030RD-###	30 dia x 30	ISP	22	\$510
	Laminate	LS4230RD-###	30 dia x 42	ISP	23	\$515
	Laminate	LSADJ30RD-###	30 dia x adj		24	\$590
	200 Series Plywood	HO30DI-SK	30 dia x 30	ISP	22	\$435
	200 Series Plywood	HO30DI-SK42	30 dia x 42	ISP	23	\$445
	200 Series Plywood	HO30DI-SKADJ	30 dia x adj	ISP	23	\$515
	MAXX Edge® Laminate	LS3036RD-MX#-###	36 dia x 30		32	\$1,105
	MAXX Edge® Laminate	LS4236RD-MX#-###	36 dia x 42		33	\$1,125
	MAXX Edge® Laminate	LSADJ36RD-MX#-###	36 dia x adj		34	\$1,200
	Laminate	LS3036RD-###	36 dia x 30	ISP	30	\$885
	Laminate	LS4236RD-###	36 dia x 42	ISP	31	\$895
	Laminate	LSADJ36RD-###	36 dia x adj		32	\$975
	200 Series Plywood	HO36DI-SK	36 dia x 30	ISP	25	\$490
	200 Series Plywood	HO36DI-SK42	36 dia x 42	ISP	26	\$510
	200 Series Plywood	HO36DI-SKADJ	36 dia x adj	ISP	26	\$575
	Laminate	LS302424-###	24 x 24 x 30		19	\$485
	Laminate	LS422424-###	24 x 24 x 42		20	\$490
	Laminate	LSADJ2424-###	24 x 24 x adj		21	\$565
	Laminate	LS303030-###	30 x 30 x 30		25	\$510
	Laminate	LS423030-###	30 x 30 x 42		27	\$515
	Laminate	LSADJ3030-###	30 x 30 x adj		28	\$590
	200 Series Plywood	HO3030-SK	30 x 30 x 30	ISP	25	\$435
	200 Series Plywood	HO3030-SK42	30 x 30 x 42	ISP	26	\$445
	200 Series Plywood	HO3030-SKADJ	30 x 30 x adj	ISP	27	\$515
	Laminate	LS303636-###	36 x 36 x 30		35	\$885
	Laminate	LS423636-###	36 x 36 x 42		36	\$895
	Laminate	LSADJ3636-###	36 x 36 x adj		37	\$975
	200 Series Plywood	HO3636-SK	36 x 36 x 30	ISP	28	\$505
	200 Series Plywood	HO3636-SK42	36 x 36 x 42	ISP	29	\$510
	200 Series Plywood	HOTRI30-SK	30 x 30 x 30		23	\$435
	200 Series Plywood	HOTRI30-SK42	30 x 30 x 42		24	\$445
	200 Series Plywood	HOTRI30-SKADJ	30 x 30 x adj		25	\$515
	200 Series Plywood	HOTRI36-SK	36 x 36 x 30		26	\$470
	200 Series Plywood	HOTRI36-SK42	36 x 36 x 42		27	\$475
	200 Series Plywood	HOTRI36-SKADJ	36 x 36 x adj		28	\$550

QSP (Quick Ship Program) - Ships within 3 business days. Model includes Graphite Nebula laminate by Wilsonart®, Black MAXX Edge®, 42" Chrome column w/ a Polished Chrome trumpet base.

ISP (In-Stock Program) - Ships within 12 business days.

Café Table Packages

FEATURES

- Complete self-contained unit including transport cart
- Knock-down design stores compactly
- A variety of sizes available for tops, columns and bases

COLUMN & BASE FINISH

- Brushed Silver X-Base or Black X-Base are standard (see prices below)
- See other base options below

LAMINATE OPTIONS

- See standard laminates on page 23-24 - call for more options!








30" Café Table Packages (10 Tables, 10 Bases, 20 Columns):

TOP SIZE	MODEL NUMBER	STYLE	SERIES	SIZE (W" x L" x H")	WEIGHT (LBS)	LIST PRICE
30"	RECPKG-HO-30RD-CCT	Round	200 Series Plywood	30" dia x 30/42"	454	\$7,715
	RECPKG-HO-30SQ-CCT	Square	200 Series Plywood	30" x 30" x 30/42"	484	\$7,750
	RECPKG-B30RDCCT	Round	ABS Plastic	30" dia x 30/42"	454	\$13,700
	RECPKG-LS30DIB	Round	Laminate	30" dia x 30/42"	454	\$8,470
	RECPKG-LS3030B	Square	Laminate	30" x 30" x 30/42"	474	\$8,490
	RECPKG-LS30DI-MX	Round	MAXX Edge® Laminate	30" dia x 30/42"	484	\$10,610

36" Café Table Packages (12 Tables, 12 Bases, 24 Columns):

TOP SIZE	MODEL NUMBER	STYLE	SERIES	SIZE (W" x L" x H")	WEIGHT (LBS)	LIST PRICE
36"	RECPKG-HO-36RD-CCT	Round	200 Series Plywood	36" dia x 30/42"	571	\$9,965
	RECPKG-HO-36SQ-CCT	Square	200 Series Plywood	36" x 36" x 30/42"	607	\$10,000
	RECPKG-B36RDCCT	Round	ABS Plastic	36" dia x 30/42"	571	\$16,820
	RECPKG-LS36DIB	Round	Laminate	36" dia x 30/42"	631	\$14,690
	RECPKG-LS3630B	Square	Laminate	36" x 36" x 30/42"	691	\$14,730
	RECPKG-LS36DI-MX	Round	MAXX Edge® Laminate	36" dia x 30/42"	655	\$17,340

BASE OPTIONS*	DESCRIPTION	IMAGE	MODEL NUMBER	WEIGHT (LBS) PER BASE	30" PACKAGE ADD-ON LIST PRICE	36" PACKAGE ADD-ON LIST PRICE
X-BASE OPTIONS:	Brushed Silver X-Base (standard)		XCH	3.2	+ \$0	+ \$0
	Black X-Base (standard)		XBL	3.2	+ \$0	+ \$0
TRUMPET BASE OPTIONS:	Black Trumpet Base		TBL	4.8	+ \$800	+ \$960
	Polished Chrome Trumpet Base		TCH	4.8	+ \$750	+ \$1,245
	Brushed Nickel Trumpet Base		TBN	4.8	+ \$1,860	+ \$2,830

**Brushed Silver X-Base & Polished Chrome Trumpet Base come with Chrome Column. Black X-Base & Black Trumpet Base come with Black Column. Brushed Nickel Trumpet Base comes with Brushed Nickel Column. Please Note: Trumpet Bases are also available with powdercoat - please call for options and quote.*

MAXX Edge® Laminated Plywood Folding Tables

FEATURES









- MAXX Edge® is a poured seamless polyurethane edge
- Solid plywood core
- High-pressure laminate surface
- Table Style Options (all legs come with black epoxy powdercoat finish):
 - 600 Series (aka Premiere Series™): 1.5" square, steel, folding legs
 - Conference Series: Ergonomically designed, folding T-legs
 - Classic Series: Heavy-duty steel, wishbone, gravity-lock, folding legs

LAMINATE OPTIONS

See standard laminates on pages 23-24; Fill in #-### with laminate code (call for more options!) and MAXX Edge® code page 25.

POWER OPTIONS

See power options on page 9.

SERIES	STYLE	MODEL NUMBER	SPECIAL NOTES	SIZE (W" x L" x H")	WEIGHT (LBS)	LIST PRICE
600 Series   	Banquet	600-3072-MX#-###		30 x 72 x 30	52	\$1,485
		600-2496-MX#-###		24 x 96 x 30	55	\$1,420
		600-3096-MX#-###		30 x 96 x 30	66	\$1,550
	Training	600-1872-MX#-###		18 x 72 x 30	49	\$1,250
		600-1896-MX#-###		18 x 96 x 30	52	\$1,295
	Round	600-60DI-MX#-###		60 dia x 30	66	\$1,630
600-72DI-MX#-###		sv	72 dia x 30	94	\$2,380	
Conference Series  	Banquet	DS303072-MX#-###		30 x 72 x 30	59	\$1,640
		DS302496-MX#-###		24 x 96 x 30	62	\$1,585
		DS303096-MX#-###		30 x 96 x 30	72	\$1,690
	Training	DS301872-MX#-###		18 x 72 x 30	45	\$1,435
		DS301896-MX#-###		18 x 96 x 30	54	\$1,475
Classic Series   	Banquet	LS303072-MX#-###	gl	30 x 72 x 30	60	\$1,585
		LS302496-MX#-###	gl	24 x 96 x 30	64	\$1,450
		LS303096-MX#-###	gl	30 x 96 x 30	80	\$1,640
	Training	LS301872-MX#-###	gl	18 x 72 x 30	40	\$1,340
		LS301896-MX#-###	gl	18 x 96 x 30	50	\$1,365
	Round	LS3060RD-MX#-###	ns, gl	60 dia x 30	69	\$1,690
		LS3072RD-MX#-###		72 dia x 30	97	\$2,300

gl - Gravity-lock legs
 sv - Seam visible on table
 ns - Non-Sequential folding leg standard

Laminated Plywood Folding Tables

FEATURES


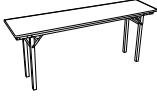








- Solid plywood core
- Black vinyl "bullnose" molding
- High pressure laminate surface
- Table Style Options (all legs come with black epoxy powdercoat finish):
 - 600 Series: 1.5" square, steel, folding legs
 - Conference Series: Ergonomically designed, folding T-legs
 - Classic Series: Heavy-duty steel, wishbone, gravity-lock, folding legs

LAMINATE OPTIONS

See standard laminates on pages 23-24 (call for more options!); Fill in ### with laminate code.

POWER OPTIONS

See power options on page 9.

SERIES	STYLE	MODEL NUMBER	SPECIAL NOTES	SIZE (W" x L" x H")	WEIGHT (LBS)	LIST PRICE
600 Series     	Banquet	600-3060B-###		30 x 60 x 30	49	\$1,025
		600-3072B-###		30 x 72 x 30	51	\$1,250
		600-3096B-###		30 x 96 x 30	64	\$1,285
	Training	600-1860B-###		18 x 60 x 30	45	\$860
		600-1872B-###		18 x 72 x 30	48	\$1,025
		600-1896B-###		18 x 96 x 30	50	\$1,060
		600-2460B-###		24 x 60 x 30	53	\$975
		600-2472B-###		24 x 72 x 30	55	\$1,125
		600-2496B-###		24 x 96 x 30	57	\$1,145
	Round	600-30DIB-###		30 dia x 30	27	\$715
		600-36DIB-###		36 dia x 30	31	\$955
		600-48DIB-###		48 dia x 30	42	\$985
		600-60DIB-###		60 dia x 30	65	\$1,390
		600-66DIB-###		66 dia x 30	67	\$2,170
		600-72DIB-###		72 dia x 30	91	\$2,170
	Square	600-3030-###		30 x 30 x 30	30	\$715
		600-3636-###		36 x 36 x 30	37	\$985
		600-4242-###		42 x 42 x 30	45	\$1,025
600-4848-###			48 x 48 x 30	48	\$1,025	
600-6060-###			60 x 60 x 30	65	\$1,420	
Serpentine	600-5X10B-###		30 x 60 x 30	58	\$1,505	
Conference Series  	Banquet	DS303072-###		30 x 72 x 30	59	\$1,390
		DS303096-###		30 x 96 x 30	72	\$1,420
	Training	DS301872-###		18 x 72 x 30	45	\$1,190
		DS301896-###		18 x 96 x 30	54	\$1,230
		DS302472-###		24 x 72 x 30	51	\$1,285
		DS302496-###		24 x 96 x 30	60	\$1,340
	Modesty Panel	MPS1272		12 x 72 x 0.75	21	\$470
MPS1296			12 x 96 x 0.75	25	\$485	
Classic Series   	Banquet	LS303072-###	ISP	30 x 72 x 30	59	\$1,340
		LS303096-###		30 x 96 x 30	72	\$1,370
		LS303672-###		36 x 72 x 30	59	\$1,595
		LS303696-###		36 x 96 x 30	72	\$1,630
	Training	LS301872-###	ISP	18 x 72 x 30	39	\$1,090
		LS301896-###		18 x 96 x 30	49	\$1,115
		LS302472-###		24 x 72 x 30	51	\$1,145
		LS302496-###		24 x 96 x 30	60	\$1,190
	Round	LS3060RD-###	ns, ISP	60 dia x 30	68	\$1,470
		LS3072RD-###	ns, sv	72 dia x 30	94	\$1,925

ISP (In-Stock Program) - Ships within 12 business days.


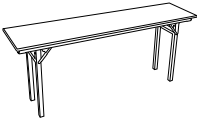
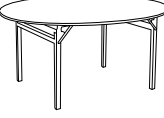



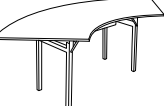
ns - Non-Sequential folding leg standard

sv - Seam visible on table

600 Series Plywood Banquet Tables

FEATURES

- 5/8" plywood top
- Standard with square corners
- Ultraviolet light cured polyurethane coating on plywood top
- Walnut sealer stain finish
- C-Channel wrapped aluminum edge molding
- 1.5" square folding legs with black epoxy powdercoat finish
- Full length unitized steel frame


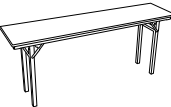
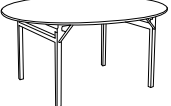



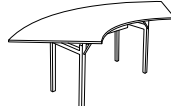
STYLE	MODEL NUMBER	SPECIAL NOTES	SIZE (W" x L" x H")	WEIGHT (LBS)	LIST PRICE
 <p>Banquet</p>	600-3060A		30 x 60 x 30	47	\$790
	600-3072A	ISP	30 x 72 x 30	56	\$840
	600-3096A	ISP	30 x 96 x 30	52	\$915
	600-3672A		36 x 72 x 30	58	\$880
	600-3696A		36 x 96 x 30	64	\$1,090
 <p>Training</p>	600-1860A		18 x 60 x 30	45	\$695
	600-1872A	ISP	18 x 72 x 30	47	\$710
	600-1896A	ISP	18 x 96 x 30	49	\$720
	600-2460A		24 x 60 x 30	52	\$755
	600-2472A		24 x 72 x 30	55	\$820
	600-2496A		24 x 96 x 30	57	\$895
 <p>Round</p>	600-30DIA		30 dia x 30	26	\$640
	600-36DIA		36 dia x 30	30	\$680
	600-48DIA		48 dia x 30	41	\$735
	600-60DIA	ISP	60 dia x 30	64	\$900
	600-66DIA		66 dia x 30	69	\$1,305
	600-72DIA	ISP	72 dia x 30	85	\$1,350
 <p>Square</p>	600-3030A		30 x 30 x 30	29	\$650
	600-3636A		36 x 36 x 30	36	\$715
	600-4242A		42 x 42 x 30	44	\$720
	600-4848A		48 x 48 x 30	47	\$790
	600-6060A		60 x 60 x 30	72	\$920
	600-7272A		72 x 72 x 30	88	\$1,320
 <p>Half-Round</p>	600-60SCA		30 x 60 x 30	43	\$730
	600-72SCA		36 x 72 x 30	50	\$755
 <p>Quarter-Round</p>	600-60QTA		30 x 30 x 30	29	\$610
	600-72QTA		36 x 36 x 30	32	\$675
 <p>Serpentine</p>	600-5X10A		30 x 60 x 30	57	\$1,025

ISP (In-Stock Program) - Ships within 12 business days.

600 Series Padded Top Banquet Tables

FEATURES

- 5/8" plywood top
- Standard with square corners
- White padded vinyl top
- C-Channel wrapped aluminum edge molding
- 1.5" square folding legs with black epoxy powdercoat finish
- Full length unitized steel frame

STYLE	MODEL NUMBER	SPECIAL NOTES	SIZE (W" x L" x H")	WEIGHT (LBS)	LIST PRICE
Banquet 	600-3060A-PAD		30 x 60 x 30	47	\$815
	600-3072A-PAD		30 x 72 x 30	50	\$840
	600-3096A-PAD		30 x 96 x 30	63	\$1,035
	600-3672A-PAD		36 x 72 x 30	58	\$975
	600-3696A-PAD		36 x 96 x 30	64	\$1,225
Training 	600-1860A-PAD		18 x 60 x 30	45	\$715
	600-1872A-PAD		18 x 72 x 30	47	\$790
	600-1896A-PAD		18 x 96 x 30	49	\$880
	600-2460A-PAD		24 x 60 x 30	52	\$795
	600-2472A-PAD		24 x 72 x 30	55	\$815
	600-2496A-PAD		24 x 96 x 30	57	\$975
Round 	600-30DIA-PAD		30 dia x 30	26	\$695
	600-36DIA-PAD		36 dia x 30	30	\$720
	600-48DIA-PAD		48 dia x 30	41	\$925
	600-60DIA-PAD		60 dia x 30	64	\$1,080
	600-66DIA-PAD		66 dia x 30	69	\$1,850
	600-72DIA-PAD		72 dia x 30	84	\$1,665
Square 	600-3030A-PAD		30 x 30 x 30	29	\$715
	600-3636A-PAD		36 x 36 x 30	36	\$755
	600-4242A-PAD		42 x 42 x 30	44	\$860
	600-4848A-PAD		48 x 48 x 30	47	\$935
	600-6060A-PAD		60 x 60 x 30	72	\$1,090
	600-7272A-PAD		72 x 72 x 30	88	\$1,695
Half-Round 	600-60SCA-PAD		30 x 60 x 30	43	\$800
	600-72SCA-PAD		36 x 72 x 30	50	\$855
Quarter-Round 	600-30QTA-PAD		30 x 30 x 30	29	\$640
	600-36QTA-PAD		36 x 36 x 30	32	\$750
Serpentine 	600-5X10A-PAD		30 x 60 x 30	57	\$1,205

200 Series Plywood Folding Tables

FEATURES





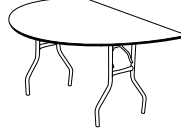


- 5/8" plywood top / walnut sealer stain / UV polycoat
- Low profile hardwood runners
- C-Channel wrapped aluminum edge molding
- Gravity lock, wishbone folding leg or Knock-down column & base available
- 100% bolt-thru construction

TABLE HEIGHT

30" Standard; 29" add \$35 LIST/table; Adjustable Height (w/ pin) add \$140 LIST/table

ORDER QUANTITY

Minimum 2 each by size and options

STYLE	MODEL NUMBER	SPECIAL NOTES	SIZE (W" x L" x H")	WEIGHT (LBS)	LIST PRICE
 <p>Banquet</p>	HO3048		30 x 48 x 30	33	\$510
	HO3072	ISP	30 x 72 x 30	50	\$695
	HO3096	ISP	30 x 96 x 30	53	\$695
	HO3672		36 x 72 x 30	55	\$790
	HO3696		36 x 96 x 30	64	\$985
 <p>Training</p>	HO1872	ISP	18 x 72 x 30	30	\$525
	HO1896	ISP	18 x 96 x 30	42	\$565
	HO2472		24 x 72 x 30	45	\$565
	HO2496		24 x 96 x 30	54	\$650
 <p>Round</p>	HO30DI		30 dia x 30	27	\$470
	HO36DI		36 dia x 30	31	\$485
	HO48DI	ISP	48 dia x 30	46	\$590
	HO60DI	ISP, nsa	60 dia x 30	65	\$815
	HO66DI	nsa,nah	66 dia x 30	66	\$1,180
	HO72DI	nsa,nah, sp	72 dia x 30	85	\$1,230
 <p>Square</p>	HO4848	nah	48 x 48 x 30	50	\$630
	HO6060		60 x 60 x 30	70	\$780
	HO7272		72 x 72 x 30	80	\$1,200
 <p>Half-Round</p>	HOSC30	nmt	15 x 30 x 30	21	\$365
	HOSC36	nmt	18 x 36 x 30	24	\$390
	HOSC48	nmt	24 x 48 x 30	31	\$460
	HOSC60	nmt	30 x 60 x 30	40	\$475
	HOSC72	nmt	36 x 72 x 30	52	\$675
	HOSC84		42 x 84 x 30	59	\$895
	HOSC96		48 x 96 x 30	65	\$1,025
 <p>Quarter-Round</p>	HOQT60	nmt	30 x 30 x 30	23	\$445
	HOQT72	nmt	36 x 36 x 30	28	\$475
 <p>Cafe Round ("Knock-Down")</p>	HO24DI-SK	ISP, tpt	24 dia x 30	17	\$390
	HO24DI-SK42	ISP, tpt	24 dia x 42	18	\$405
	HO24DI-SKADJ	ISP, tpt	24 dia x adj	19	\$485
	HO30DI-SK	ISP, tpt	30 dia x 30	22	\$435
	HO30DI-SK42	ISP, tpt	30 dia x 42	23	\$445
	HO30DI-SKADJ	ISP, tpt	30 dia x adj	23	\$515
	HO36DI-SK	ISP, tpt	36 dia x 30	25	\$490
	HO36DI-SK42	ISP, tpt	36 dia x 42	26	\$510
	HO36DI-SKADJ	ISP, tpt	36 dia x adj	26	\$575

200 Series Plywood Folding Tables

FEATURES



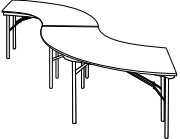
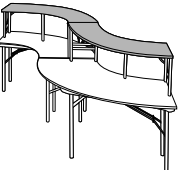
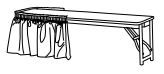
- 5/8" plywood top / walnut sealer stain / UV polycoat
- Low profile hardwood runners
- C-Channel wrapped aluminum edge molding
- Gravity lock, wishbone folding leg or Knock-down column & base available
- 100% bolt-thru construction

TABLE HEIGHT

30" Standard; 29" add \$35 LIST/table; Adjustable Height (w/ pin) add \$140 LIST/table

ORDER QUANTITY

Minimum 2 each by size and options

STYLE	MODEL NUMBER	SPECIAL NOTES	SIZE (W" x L" x H")	WEIGHT (LBS)	LIST PRICE
Cafe Square ("Knock-Down") 	HO3030-SK	ISP, tpt	30 x 30 x 30	25	\$435
	HO3030-SK42	ISP, tpt	30 x 30 x 42	26	\$445
	HO3030-SKADJ	ISP, tpt	30 x 30 x adj	27	\$515
	HO3636-SK	ISP, tpt	36 x 36 x 30	28	\$505
	HO3636-SK42	ISP, tpt	36 x 36 x 42	29	\$510
	HO3636-SKADJ	ISP, tpt	36 x 36 x adj	30	\$585
Cafe Triangle ("Knock-Down") 	HOTRI30-SK	tpt	30 x 30 x 30	23	\$435
	HOTRI30-SK42	tpt	30 x 30 x 42	24	\$445
	HOTRI30-SKADJ	tpt	30 x 30 x adj	25	\$515
	HOTRI36-SK	tpt	36 x 36 x 30	26	\$470
	HOTRI36-SK42	tpt	36 x 36 x 42	27	\$475
	HOTRI36-SKADJ	tpt	36 x 36 x adj	28	\$550
Serpentine  Serpentine Buffet 	HOSP5X10A-SWGL	ISP, nmt	30 x 60 x 30	46	\$695
	SBL5X10BOE	lam, nmt	12 x 60 x 13	37	\$1,260
	SBL5X10BIE	lam, nmt	12 x 60 x 13	33	\$795
Rectangular Buffet 	LM1248B-SB	lam, nmt	12 x 48 x 13	25	\$485
	LM1272B-SB	ISP, lam, nmt	12 x 72 x 13	28	\$590
	LM1296B-SB	lam, nmt	12 x 96 x 13	32	\$665

ISP (In-Stock Program) - Ships within 12 business days.

lam - features black laminate top & black vinyl edge

tpt - see page 17 for LIST price adders for bases other than Silver X-Bases (priced above)

nsa - non-sequential folding leg available (folded depth of 2.5")

nah - no adjustable height

nmt - order minimums may apply

POLYlite® Lightweight Plastic Tables

FEATURES

- Durable polyethylene surface
- Rugged steel frame
- Gravity-lock folding legs

POLYlite® COLORS

Gray Granite (Black Legs), Mocha Granite (Brown Legs)

POLYbrite® COLORS

Blue or Red (Black Legs)

POLYlite® COLOR OPTIONS



Gray Granite
(GG)



Mocha Granite
(MG)

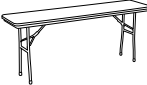

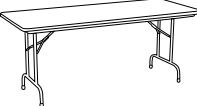

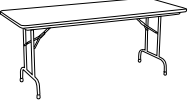
POLYbrite® COLOR OPTIONS



Blue



Red

STYLE	MODEL NUMBER	SIZE (W" x L" x H")	WEIGHT (LBS)	LIST PRICE
 Training	PT1872-PL	18 x 72 x 29	30	\$630
 Utility	PT2448-PL	24 x 48 x 29	32	\$530
 Banquet	PT3060-PL PT3060-AD PT3072-PL PT3072-ADK PT3072-AD PT3096-PL PT3096-ADK PT3096-AD	30 x 60 x 29 30 x 60 x 22-32 30 x 72 x 29 30 x 72 x 16-26 30 x 72 x 22-32 30 x 96 x 29 30 x 96 x 16-26 30 x 96 x 22-32	36 38 39 41 41 49 51 51	\$665 \$830 \$715 \$915 \$880 \$935 \$1,100 \$1,100
 Round	PT60DI-PL	60 dia x 29	57	\$1,280
 POLYbrite® Banquet	PB3060-PL PB3060-AD PB3060-ADK PB3072-PL PB3072-AD PB3072-ADK	30 x 60 x 29 30 x 60 x 22-32 30 x 60 x 16-26 30 x 72 x 29 30 x 72 x 22-32 30 x 72 x 16-26	34 36 36 39 41 41	\$730 \$915 \$915 \$790 \$965 \$965
Skirting Clip	PT-CLIP	Sold in QTY 1	n/a	\$15
POLYlite Banquet Table Feet	PT-FEET-RECTBL	Sold in QTY 1	n/a	\$10
POLYlite Round Table Feet	PT-FEET-60RD	Sold in QTY 1	n/a	\$10


Resilient® Premium Economy Plastic Tables




FEATURES

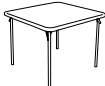


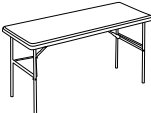

- Color Options: Charcoal Top with Charcoal Legs or Platinum Top with Silver Legs
- Durable, 2" thick, blow-molded high-density polyethylene top
- Beveled radius edge
- Charcoal or Silver, powder coated, gravity-lock, steel legs
- Heavy gauge 1" steel; round tubing with bracing for strength
- Non-marring floor glides
- 10-year Warranty
- No minimum order quantity ; Estimated 2-3 week lead time

CHARCOAL / CHARCOAL





PLATINUM / SILVER



STYLE	MODEL NUMBER	SIZE (W" x L" x H")	WEIGHT (LBS)	LIST PRICE
	RS3434CC-CC	34" x 34"	13	\$595
	RS60RDCC-CC	60 dia x 29	59	\$1,505
	RS1860CC-CC	18 x 60 x 29	26	\$480
	RS1872CC-CC	18 x 72 x 29	32	\$580
	RS2448CC-CC	24 x 48 x 29	25	\$340
	RS2460CC-CC	24 x 60 x 29	32	\$420
	RS2472CC-CC	24 x 72 x 29	38	\$435
	RS3060CC-CC	30 x 60 x 29	31	\$480
	RS3072CC-CC	30 x 72 x 29	36	\$530
	RS3096CC-CC	30 x 96 x 29	49	\$665

MAXX Edge® Mobile Buffet Tables

- FEATURES**
- Tables fold for easy storage and are ideal for food and beverage service
 - Solid plywood core; 5" locking casters
 - Second tier is removable and storable
 - Optional and removable storage rack below for quick access to storage
 - Table breaks down into three pieces
 - 200 Series Plywood: Plywood Top with C-Channel Edge
 - Laminate: Laminate Top with Black Vinyl Edge
 - MAXX Edge® Laminate: Laminate Top with Black MAXX Edge®
 - Many laminate choices available on pages 23-24; Fill in ### with laminate code. Call for more options!

STYLE	MODEL NUMBER	STYLE	SIZE (W" x L" x H")	WEIGHT (LBS)	LIST PRICE
	HO3072A-MBR	200 Series Plywood	30 x 72 x 43	86	\$2,090
	HO3096A-MBR	200 Series Plywood	30 x 96 x 43	104	\$2,110
	LS3072-MBR-###	Laminate	30 x 72 x 43	100	\$2,580
	LS3096-MBR-###	Laminate	30 x 96 x 43	123	\$2,650
	LS3072MXB-MBR-###	MAXX® Edge Laminate	30 x 72 x 43	100	\$2,805
	LS3096MXB-MBR-###	MAXX® Edge Laminate	30 x 96 x 43	123	\$2,865
	HO3072A-MUR	200 Series Plywood	30 x 72 x 30	58	\$1,660
	HO3096A-MUR	200 Series Plywood	30 x 96 x 30	72	\$1,705
	LS3072-MUR-###	Laminate	30 x 72 x 30	72	\$2,145
	LS3096-MUR-###	Laminate	30 x 96 x 30	91	\$2,160
	LS3072MXB-MUR-###	MAXX® Edge Laminate	30 x 72 x 30	72	\$2,355
	LS3096MXB-MUR-###	MAXX® Edge Laminate	30 x 96 x 30	91	\$2,395
Storage Rack Only	LSSR-3072		20 x 60 x 2	13	\$675
	LSSR-3096		20 x 84 x 2	19	\$675
Buffet Riser Only	LM1272B-MB		12 x 72 x 0.75	28	\$570
	LM1296B-MB		12 x 96 x 0.75	32	\$605



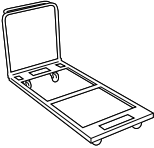
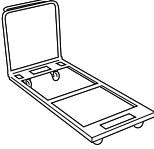

Rectangular Table Transport Carts

FEATURES

- Heavy duty angle or tubular steel frame
- Bolt fastened premium casters
- Black powder coat metal finish
- Packed 1 cart per carton

CASTER OPTION

Choose from standard caster or optional casters (additional charges apply).

PRODUCT IMAGE	MODEL NUMBER	SIZE (W" x L" x H")	WT (LBS)	STANDARD CASTER	MAX ITEM DIM	TO TRANSPORT	CAPACITY	LIST PRICE
	HD-REV-TTT-18	30.75 x 55.5 x 74.5	138	5" dia. x 2" W 2 rigid, 2 swivel phenolic	18 x 96	18 x 96 Training Tables	(18) 18" Wide Tables	\$4,140
	HD-REV-TTT-30		124		30 x 96	24-30 x 96 Training Tables	(12) 24" - 30" Wide Tables	\$3,960
	HD-REV-VTT	30.375 x 71.5 x 78.5	128	5" dia. x 2" W 2 rigid, 2 swivel phenolic	24 x 72	18-24 x 72 Training Tables	(10) 18" - 24" Wide Tables	\$3,060
	HD-REV-VTT-30	33 x 71.5 x 78.5	132		30 x 96	18-30 x 96 Banquet Tables	(10) 18" - 30" Wide Tables	\$3,060
	HD-BTC72-6	31.5 x 74.5 x 38	76	5" dia. x 2" W 2 rigid, 4 swivel phenolic	30 X 96	30x72 Banquet Tables 18x72 Training Tables	Flat Stack 12 Tables	\$2,350
	HD-BTC96-6	31.5 x 105 x 38	88	5" dia. x 2" W 2 rigid, 2 swivel phenolic	30 X 96	30x96 Banquet Tables 18x96 Training Tables	Flat Stack 12 Tables	\$2,650
	HD-SUD*	30.5 x 40 x 60	93	(2) 10" semi-pneumatic (2) 5" swivel	36 x 72	30x72 Banquet Tables 18x72 Training Tables	Varies by Model Divide 19" by Folded Depth, Round Down (Tight Fit) Subtract 1 (Comfortable Fit)	\$2,865

(Product sold separately)

**HD-SUD can only hold tables up to 72" in length to fit through a standard doorway.*





Round & Multi-Purpose Table Transport Carts

FEATURES

- Heavy duty angle or tubular steel frame
- Bolt fastened premium casters
- Black powder coat metal finish
- Packed 1 cart per carton

CASTER OPTION

Choose from standard caster or optional casters (additional charges apply).

PRODUCT IMAGE	MODEL NUMBER	SIZE (W" x L" x H")	WT (LBS)	STANDARD CASTER	CASTER OPTIONS	MAX ITEM DIM	TO TRANSPORT	CAPACITY	LIST PRICE
	HD-RTC	32.75 x 38.5 x 50	63	5" dia. x 2" W high-density polypropylene plate caster 2 rigid, 2 swivel phenolic	5" dia. x 2" W high-density polypropylene plate caster 2 rigid, 2 swivel phenolic; Locking (add \$20 list)	60" Round	Round & Rectangular Tables	Varies by Model: Divide 30" by Folded Depth; Round down (for tight fit) Subtract 1 (for comfortable fit)	\$1,520
	CD-APTC72	41.25 x 75 x 41	149	5" dia. x 2" W 2 rigid, 2 swivel phenolic	6" dia. x 2" W (swivel) 6" dia. x 2" W (locking)	36" x 72"	36x72 Banquet Tables 18x72 Training Tables Round Tables	Flat Stack - 12 Tables Flat Stack - 20 Tables Varies by Model: Divide 18" by Folded Depth, Round Down, Multiply by 2 (Tight Fit) Subtract 2 (Comfortable Fit)	\$2,855
	CD-APTC96	41.25 x 99 x 41	154			36" x 96"	36x96 Banquet Tables 18x96 Training Tables	Flat Stack - 12 Tables Flat Stack - 20 Tables	\$2,890
	HD-DX-RTC	45 W x 84 L	140	5" casters standard, 2 locking		72" Round	Round Tables Only	ROUND TABLES ONLY Varies by Model Divide 18" by Folded Depth, Round Down, Multiply by 2 (Tight Fit) Subtract 2 (Comfortable Fit)	\$4,010
N/A	HD-DX-RTC-N	31 W x 84 L	140	5" casters standard, 2 locking		72" Round	Round Tables Only	Varies by Model Divide 28" by Folded Depth, Round Down (Tight Fit) Subtract 2 (Comfortable Fit)	\$2,445

(Product sold separately)





Cafe Table Transport Carts

FEATURES

- Heavy duty angle or tubular steel frame
- Bolt fastened premium casters
- Black powder coat metal finish
- Packed 1 cart per carton

CASTER OPTION

Choose from standard caster or optional casters (additional charges apply).

PRODUCT IMAGE	MODEL NUMBER	SIZE (W" x L" x H")	WT (LBS)	STANDARD CASTER	CASTER OPTIONS	MAX ITEM DIM	TO TRANSPORT	CAPACITY	LIST PRICE
	HD-CCT30-REV-WB	28.25"x 61.5" x 54.5"	n/a	Two (2) fixed 5" dia casters Two (2) swivel locking 5" dia casters		4040 Square (76.5" from floor)	24-36" Revolution IC Round Square Snap Weighted Bases	20 Tables 40 Columns 20 Bases 12 Tables 24 Columns 12 Weighted Bases	\$2,775
	HD-CCT24	25 x 31 x 72	152	5" dia. x 2" W 4 swivel phenolic	6" dia. x 2" W (swivel) 6" dia. X 2" W (locking)	24" Round	24" Cafe Tables	10 Tables 20 Columns 10 Bases	\$2,725
	HD-CCT30	32 x 36.5 x 72	155			30" Round	30" Cafe Tables	10 Tables 20 Columns 10 Bases	\$2,775
	HD-CCT36	43 x 36.5 x 76	230			36" Round	36" Cafe Tables	12 Tables 24 Columns 12 Bases	\$3,505
	HD-CCT-REV-TB	31 x 45 x 71.5	145	5" dia. x 2" W 2 rigid, 2 swivel phenolic		36" Round	24-36" Revolution IC Round Square Snap	20 Tables 40 Columns 20 Trumpet Bases	\$4,190
	HD-CCT-REV-XB	31 x 45 x 71.5	145	5" dia. x 2" W 2 rigid, 2 swivel phenolic		36" Round	24-36" Revolution IC Round Square Snap	20 Tables 40 Columns 20 X-Bases	\$4,190

(Product sold separately)

SEATING



Signature Series™ Seating Line

INTRODUCING SIGNATURE SERIES™

Mesh Back chairs from PS Furniture's Signature Series™ are offered in a variety of price points, frame colors and upholstery material from any of our carded programs, as well as COM. All models are made in America, ship semi-assembled and come with a 10-year warranty on mechanical and structural parts (including cylinders).



MODEL 1
TASK CHAIR



MODEL 1
TASK STOOL



MODEL 2
MANAGEMENT / TASK
CONFERENCE CHAIR



MODEL 3
EXECUTIVE / TASK
CONFERENCE CHAIR

PS Furniture offers a comprehensive fabric and finish program including Grades 1-15 options, as well as C.O.M. This multi-faceted program provides one of the most comprehensive fabric and finish palettes on the market today. We have graded in all Momentum and CF Sinson fabrics. Please go to psfurniture.com to look at all the graded fabrics in Finish Options, Seating. Please call us for any fabric you'd like to use on your Signature Series™ chairs.

SEAT ONLY UPHOLSTERED FABRIC GRADE PRICING		
FABRIC GRADE	CODE	LIST PRICE ADD-ON
COM	COM	+ \$0
GRADE 1	G01	+ \$40
GRADE 2	G02	+ \$55
GRADE 3	G03	+ \$75
GRADE 4	G04	+ \$100
GRADE 5	G05	+ \$120
GRADE 6	G06	+ \$135
GRADE 7	G07	+ \$160
GRADE 8	G08	+ \$170
GRADE 9	G09	+ \$200
GRADE 10	G10	+ \$235
GRADE 11	G11	+ \$245
GRADE 12	G12	+ \$260
GRADE 13	G13	+ \$270
GRADE 14	G14	+ \$295
GRADE 15	G15	+ \$335

Customer's Own Material (C.O.M.) Program
<p>Fabric Requirements:</p> <p>MODEL1: Seat Only Upholstered = 1 yard each</p>
<p>Fabric Requirements:</p> <p>MODEL 2: Seat Only Upholstered = 1 yard each</p>
<p>Fabric Requirements:</p> <p>MODEL 3: Seat Only Upholstered = 1 yard each</p>
<p>Send all COM fabric to:</p> <p>MIA Seating 3919 Greenfield Drive Union City, TN 38261 Attn: Brent/PS Furniture Acknowledgement #</p>

Signature Series™ Seating Line - MODEL 1

FEATURES

- Flex Back Movement for Superior Comfort
- Simple Synchro Control with 3:1 Back to Seat tilt Ratio
- Tension Control Knob and Upright Tilt Lock
- 2-Way Height Adjustable Arms with soft-touch Arm Pads
- High Density 3" thick Molded Foam Seat

OPTIONS



- Height: Available as Desk Height Chair or Drafting Height Stool
- Back: Available in Black Mesh
- Frame: Available in Black
- Seat: Available in standard Grade 1 Black Fabric or any Momentum, Stinson or COM fabrics grades 1-15





MODEL 1 CHAIR



MODEL 1 STOOL

1 MODEL 1 STYLE	CODE	BASE LIST PRICE
 Task Chair	TC	\$555
 Task Stool	TS	\$655

2 ARM OPTIONS	CODE	LIST PRICE ADD-ON
 Armless	1	+0
 With Arms	2	+\$40

3 FRAME COLOR OPTION	CODE	LIST PRICE ADD-ON
Black	B	+0

4 GLIDE/CASTER OPTIONS	CODE	LIST PRICE ADD-ON
Hard Floor Caster	2	+ \$45
Standard Caster	3	+ \$0
Hard Floor Caster w/ Brake	4	+ \$45

5 FABRIC GRADE OPTIONS	CODE	LIST PRICE ADD-ON
Standard Grade 1 Black Fabric Seat	G01	+ \$40
Momentum & Stinson Grades 1-15 options or COM	See Page 59	See Page 59

EXAMPLE MODEL #:	1	2	3	4	5	MODEL #:
	STYLE	ARMS	FRAME COLOR	GLIDE/CASTER	FABRIC GRADE	
	TS +	1 +	B +	2 +	G02	= TS1B2G02

Signature Series™ Seating Line - MODEL 2

FEATURES







- Simplicity in Design, Ergonomics and Functionality
- Full Synchro Control with 2:1 Back to Seat Tilt Ratio
- Tension Control Knob and 3-position back Tilt Lock
- 8-Way Height Adjustable Arms with Pivoting and Sliding Arm Pads
- Suspension Seat with High Density, Highly Resilient Molded Foam
- Height Adjustable Ratchet Back
- Built-in Seat Slider

OPTIONS

- Back: Available in Black Mesh
- Frame: Available in Black (B), Gray (G) or White (W)
- Seat: Available in standard Grade 1 Black Fabric or any Momentum, Stinson or COM fabrics grades 1-15



MODEL 2

1 MODEL 2 STYLE	CODE	BASE LIST PRICE
 <p>Management / Task Conference Chair</p>	MC	\$875
2 ARM OPTIONS	CODE	LIST PRICE ADD-ON
 <p>Armless</p>	1	+0
 <p>With Arms</p>	2	+\$70
3 FRAME COLOR OPTIONS	CODE	LIST PRICE ADD-ON
 <p>Black</p>	B	+0
 <p>White</p>	W	+0
 <p>Gray</p>	G	+0
4 GLIDE/CASTER OPTIONS	CODE	LIST PRICE ADD-ON
Hard Floor Caster	2	+ \$45
Standard Caster	3	+ \$0
Hard Floor Caster w/ Brake	4	+ \$45
5 FABRIC GRADE OPTIONS	CODE	LIST PRICE ADD-ON
Standard Grade 1 Black Fabric Seat	G01	+ \$40
Momentum & Stinson Grades 1-15 options or COM	See Page 59	See Page 59

Signature Series™ Seating Line - MODEL 3

FEATURES






- Simplicity in Design, Ergonomics and Functionality
- Versatile Executive, Conference and Managerial Seating
- Intensive Synchro Control by Donati with 2:1 back to seat Tilt Ratio and 4-position back Tilt Lock
- Side Tension Control
- 5-degree Forward Seat tilt
- Integrated Seat Slider
- Adjustable Lumbar Support
- 8-Way Height Adjustable Arms with Pivoting and Sliding Arm Pads
- Suspension Seat with High Density, Highly Resilient Molded Foam



MODEL 3

OPTIONS

- Back: Available in Black Mesh
- Frame: Available in Black (B), Gray (G) or White (W)
- Seat: Available in standard Grade 1 Black Fabric or any Momentum, Stinson or COM fabrics grades 1-15

1 MODEL 3 STYLE		CODE	BASE LIST PRICE
	Executive / Task Conference Chair	EC	\$975
2 ARM OPTIONS		CODE	LIST PRICE ADD-ON
	Armless	1	+0
	With Arms	2	+\$70
3 FRAME COLOR OPTIONS		CODE	LIST PRICE ADD-ON
	Black	B	+0
	White	W	+0
	Gray	G	+0
4 GLIDE/CASTER OPTIONS		CODE	LIST PRICE ADD-ON
	Hard Floor Caster	2	+ \$45
	Standard Caster	3	+ \$0
	Hard Floor Caster w/ Brake	4	+ \$45
5 FABRIC GRADE OPTIONS		CODE	LIST PRICE ADD-ON
	Standard Grade 1 Black Fabric Seat	G01	+ \$40
	Momentum & Stinson Grades 1-15 options or COM	See Page 59	See Page 59

NIMA™ Seating Line Introduction

PS Furniture is honored to bring to you a family of chairs created by iconic designer Giancarlo Piretti. With the NIMA™ seating line, Giancarlo Piretti shares his gift for blending sumptuous beauty with elegant engineering. NIMA is his latest creation, combining Giancarlo's renowned articulating back with an appearance that can only be described as lovely. PS Furniture's NIMA™ seating line is the culmination of Giancarlo Piretti's patented articulating back mechanism, wrapped in Giancarlo's elegant design.

NIMA FEATURES

- NIMA's patented articulating back mechanism is discrete and minimized, letting the chair's elegance be the design statement.
- NIMA's desk, bar, and counter height seating allow multi-tiered classroom configurations, giving teachers and students better line-of-sight.
- NIMA is an inspiring multipurpose chair that provides exceptional comfort through a sophisticated minimalist aesthetic.
- With 11 available shell colors and 5 different finish options, NIMA can complement any environment.
- NIMA is also available with upholstery options – see next page.
- Sled base chairs (with or without arms/upholstery) can stack up to 20 high on a dolly.
- Four leg chairs (with or without casters/arms/upholstery) can stack up to 16 high on a dolly.



NIMA™ Fabric Information

PS Furniture offers a comprehensive fabric and finish program including Grades 1-15 options, as well as C.O.M. This multi-faceted program provides one of the most comprehensive fabric and finish palettes on the market today. We have graded in all Momentum and CF Sinson fabrics. Please go to psfurniture.com to look at all the graded fabrics in Finish Options, Seating. Please call us for any fabric you'd like to use on your NIMA™ chairs.

BACK ONLY UPHOLSTERED FABRIC GRADE PRICING		
FABRIC GRADE	CODE	LIST PRICE ADD-ON
COM	COM	+ \$85
GRADE 1	G01	+ \$130
GRADE 2	G02	+ \$140
GRADE 3	G03	+ \$150
GRADE 4	G04	+ \$165
GRADE 5	G05	+ \$175
GRADE 6	G06	+ \$185
GRADE 7	G07	+ \$195
GRADE 8	G08	+ \$205
GRADE 9	G09	+ \$220
GRADE 10	G10	+ \$240
GRADE 11	G11	+ \$245
GRADE 12	G12	+ \$255
GRADE 13	G13	+ \$260
GRADE 14	G14	+ \$275
GRADE 15	G15	+ \$295

SEAT ONLY UPHOLSTERED FABRIC GRADE PRICING		
FABRIC GRADE	CODE	LIST PRICE ADD-ON
COM	COM	+ \$90
GRADE 1	G01	+ \$170
GRADE 2	G02	+ \$185
GRADE 3	G03	+ \$205
GRADE 4	G04	+ \$230
GRADE 5	G05	+ \$250
GRADE 6	G06	+ \$265
GRADE 7	G07	+ \$290
GRADE 8	G08	+ \$300
GRADE 9	G09	+ \$330
GRADE 10	G10	+ \$365
GRADE 11	G11	+ \$375
GRADE 12	G12	+ \$390
GRADE 13	G13	+ \$400
GRADE 14	G14	+ \$425
GRADE 15	G15	+ \$465

FULLY UPHOLSTERED SEAT & BACK FABRIC GRADE PRICING		
FABRIC GRADE	CODE	LIST PRICE ADD-ON
COM	COM	+ \$175
GRADE 1	G01	+ \$255
GRADE 2	G02	+ \$270
GRADE 3	G03	+ \$285
GRADE 4	G04	+ \$315
GRADE 5	G05	+ \$330
GRADE 6	G06	+ \$350
GRADE 7	G07	+ \$370
GRADE 8	G08	+ \$385
GRADE 9	G09	+ \$410
GRADE 10	G10	+ \$450
GRADE 11	G11	+ \$455
GRADE 12	G12	+ \$475
GRADE 13	G13	+ \$485
GRADE 14	G14	+ \$510
GRADE 15	G15	+ \$550

Customer's Own Material (C.O.M.) Program	
<p>Send all COM fabric to:</p> <p>Designs In Upholstery 3511 South 32nd Street Sheboygan, WI 53081 Attn: Steve/PS Furniture Acknowledgement #</p>	<p>NIMA™ Fabric Requirements:</p> <p>Back Only Upholstered = .5 yards each Seat Only Upholstered = .9 yards each Fully Upholstered Seat & Back = .9 yards each</p>

NIMA™ Sled Base Desk Height Chair


FEATURES





- NIMA, by iconic designer Giancarlo Piretti, is designed with a patented articulating back mechanism
- Pivot point of flex design appropriately responds to user movements
- Features a 5/8" O.D. 14-gauge frame that comes in four standard colors or optional chrome base
- Backs and seats are available in either non-upholstered texture molded polypropylene (12 colors) or upholstered foam on shell
- Momentum and CF Stinson fabrics graded in - please go to psfurniture.com for more info on fabric options and page 64 for graded pricing
- 11 available shell colors and 5 different frame finish options, NIMA can complement any environment
- See frame and shell color option swatches on page 71
- Sled Base Chairs (with or without arms/upholstery) can stack up to 20 high on a dolly or 5-6 high on the floor**.
- Weight Capacity 300 lbs. / Dimensions: H:33" W: 20" D: 21.5"




1	2	3	4	5	6	7	8
Product Code	Upholstery Option	Arm Option	Glide Option	Frame Color	Shell Color	Armrest Color	Fabric Option
???	?	?	?	??	??	??	???



Example Code: FGA + 2 + 0 + 1 + 0H + 0H + 0H + G02 FGA2010H0H0HG02

Description	Nima Base Product Code	Fully Upholstered	With Arms	Plastic Glide	Frame: Nero	Shell: Nero	Armrest: Nero	Fabric: Grade 2	Total List Price								
Price	\$420	+	\$0	+	\$150	+	\$0	+	\$0	+	\$0	+	\$0	+	\$270	=	\$840

1 NIMA™ STYLE	CODE	BASE LIST PRICE
 NIMA Sled Base Desk Height Chair	FGA	\$420

2 UPHOLSTERY OPTIONS	CODE	LIST PRICE ADD-ON
 Non-Upholstered (All Plastic)	0	+ \$0
 Back Only Upholstered (Plastic Seat)	3	+ \$0 Graded Fabric List Price Add-Ons SEE STEP 8
 Seat Only Upholstered (Plastic Back)	1	
 Fully Upholstered Seat & Back	2	

3 ARM OPTIONS	CODE	LIST PRICE ADD-ON
 Armless	2	+ \$0
 Armless with Ganging Connector	3	+ \$45
 With Arms	0	+ \$150


4 GLIDE OPTIONS	CODE	LIST PRICE ADD-ON
 Plastic Glide (standard)	1	+ \$0
 Steel Glide	0	+ \$25

5 FRAME COLOR OPTIONS	CODE	LIST PRICE ADD-ON
Ardesia	JH	+ \$0
Argento	JX	+ \$0
Magnesio	BM	+ \$0
Nero	0H	+ \$0
Chrome (sled base only)	05	+ \$35

6 SHELL COLOR OPTIONS	CODE	LIST PRICE ADD-ON
Ardesia	JH	+ \$0
Azzurro	JY	+ \$0
Bianco	JA	+ \$0
Giallo	JF	+ \$0
Lago	JE	+ \$0
Latte	JL	+ \$0
Mela Verde	JW	+ \$0
Nero	0H	+ \$0
Oceano	JB	+ \$0
Piscina	JS	+ \$0
Rosso Ferrari	JK	+ \$0

7 ARMREST & TRIM COLOR OPTIONS (arm chair only)	CODE	LIST PRICE ADD-ON
*Omit for Armless Chairs		
Cool Cement	JU	+ \$0
Nero	0H	+ \$0

8 FABRIC OPTIONS	CODE (3-digit)	LIST PRICE ADD-ON
*Omit for Non-upholstered Chairs	SEE PAGE 64	SEE PAGE 64

SLED CHAIR DOLLY	CODE	FINISH	LIST PRICE
	350100AM0H	Matte Black	\$770
Capacity: Up to 20 chairs**			

NIMA™ Four Leg Desk Height Chair


FEATURES

- NIMA, by iconic designer Giancarlo Piretti, is designed with a patented articulating back mechanism
- Pivot point of flex design appropriately responds to user movements
- Features a 7/8" O.D. 14-gauge frame that comes in four standard colors
- Backs and seats are available in either non-upholstered texture molded polypropylene (12 colors) or upholstered foam on shell
- Momentum and CF Stinson fabrics graded in - please go to psfurniture.com for more info on fabric options and page 64 for graded pricing
- 11 available shell colors and 4 different frame finish options, NIMA can complement any environment
- See frame and shell color option swatches on page 71
- Four Leg Chairs (with or without casters/arms/upholstery) can stack up to 16 high on a dolly or 5-6 high on the floor**.
- Note: Tablet Arm Chairs are NOT stackable.
- Weight Capacity 300 lbs. / Dimensions: H:33" W: 20" D: 21.5"





1	2	3	4	5	6	7	8	9
Product Code	Upholstery Option	Arm Option	Glide/Caster	Frame Color	Shell Color	Armrest Color	Tablet Arm Laminate	Fabric Option
???	?	?	?	??	??	??	????-??	???




Example Code: FGD + 2 + 3 + 1 + 0H + 0H + - + 0354-60 + G02 FGD2310H0H0354-60G02

Description	Nima Base Product Code	Fully Upholstered	Left Tablet	Glide	Frame: Nero	Shell: Nero	Armrest: Nero	Designer White	Fabric: Grade 2	Total List Price			
Price	\$390	+	\$0	+	\$350	+	\$0	+	\$0	+	\$270	=	\$1,010

1 NIMA™ STYLE	CODE	BASE LIST PRICE
 NIMA Four Leg Desk Height Chair	FGD	\$390

2 UPHOLSTERY OPTIONS	CODE	LIST PRICE ADD-ON
Non-Upholstered (All Plastic)	0	+ \$0
Back Only Upholstered (Plastic Seat)	3	+ \$0 Graded Fabric List Price Add-Ons SEE STEP 9
Seat Only Upholstered (Plastic Back)	1	
Fully Upholstered Seat & Back	2	

3 ARM OPTIONS	CODE	LIST PRICE ADD-ON
 Armless	2	+ \$0
 With Arms	0	+ \$150
 Left Hand Tablet Arm	3	+ \$350
 Right Hand Tablet Arm	4	+ \$350

4 GLIDE / CASTER OPTIONS	CODE	LIST PRICE ADD-ON
 Glide	1	+ \$0
 Hard Floor Caster	2	+ \$45
 Standard Caster	3	+ \$45

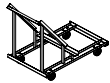
5 FRAME COLOR OPTIONS	CODE	LIST PRICE ADD-ON
Ardesia	JH	+ \$0
Argento	JX	+ \$0
Magnesio	BM	+ \$0
Nero	0H	+ \$0

6 SHELL COLOR OPTIONS	CODE	LIST PRICE ADD-ON
Ardesia	JH	+ \$0
Azzurro	JY	+ \$0
Bianco	JA	+ \$0
Giallo	JF	+ \$0
Lago	JE	+ \$0
Latte	JL	+ \$0
Mela Verde	JW	+ \$0
Nero	0H	+ \$0
Oceano	JB	+ \$0
Piscina	JS	+ \$0
Rosso Ferrari	JK	+ \$0

7 ARMREST & TRIM COLOR (arm chair only)	CODE	LIST PRICE ADD-ON
*Omit for Armless and Tablet Arm Chairs		
Cool Cement	JU	+ \$0
Nero	0H	+ \$0

8 LAMINATE OPTIONS	CODE (6-digit)	LIST PRICE ADD-ON
Any Formica or Wilsonart	SEE PAGE 23-24	+\$0 (standard laminates)

9 FABRIC OPTIONS	CODE (3-digit)	LIST PRICE ADD-ON
*Omit for Non-upholstered Chairs	SEE PAGE 64	SEE PAGE 64

4-LEG CHAIR DOLLY	CODE	FINISH	LIST PRICE
	350101AMOH	Matte Black	\$775
Capacity: Up to 16 chairs**			

NIMA™ Four Leg Counter Height Chair


FEATURES

- NIMA, by iconic designer Giancarlo Piretti, is designed with a patented articulating back mechanism
- Pivot point of flex design appropriately responds to user movements
- Features a 7/8" O.D. 14-gauge frame that comes in four standard colors
- Shipped standard with co-polymer glides
- Backs and seats are available in either non-upholstered texture molded polypropylene (12 colors) or upholstered foam on shell
- Momentum and CF Stinson fabrics graded in - please go to psfurniture.com for more info on fabric options and page 64 for graded pricing
- 11 available shell colors and 4 different frame finish options, NIMA can complement any environment
- See frame and shell color option swatches on page 71
- Four Leg Counter Height Chairs (with or without arms/upholstery) can stack 5-6 high on the floor**.
- Weight Capacity 300 lbs. / Dimensions: H: 38.5" W: 20" D: 21.5"





①	②	③	④	⑤	⑥	⑦
Product Code	Upholstery Option	Arm Option	Frame Color	Shell Color	Armrest Color	Fabric Option
???	?	?	??	??	??	???

Example Code: FGB + 2 + 0 + 0H + 0H + 0H + G02 = FGB200H0H0HG02



Description	Nima Base Product Code	Fully Upholstered	With Arms	Frame: Nero	Shell: Nero	Armrest: Nero	Fabric: Grade 2	Total List Price					
Price	\$520	+	\$0	+	\$150	+	\$0	+	\$0	+	\$270	=	\$940

① NIMA™ STYLE	CODE	BASE LIST PRICE
 NIMA Four Leg Counter Height Chair	FGB	\$520

④ FRAME COLOR OPTIONS	CODE	LIST PRICE ADD-ON
Ardesia	JH	+\$0
Argento	JX	+\$0
Magnesio	BM	+\$0
Nero	0H	+\$0

② UPHOLSTERY OPTIONS	CODE	LIST PRICE ADD-ON
 Non-Upholstered (All Plastic)	0	+\$0
 Back Only Upholstered (Plastic Seat)	3	+\$0 Graded Fabric List Price Add-Ons SEE STEP 7
 Seat Only Upholstered (Plastic Back)	1	
 Fully Upholstered Seat & Back	2	

⑤ SHELL COLOR OPTIONS	CODE	LIST PRICE ADD-ON
Ardesia	JH	+\$0
Azzurro	JY	+\$0
Bianco	JA	+\$0
Giallo	JF	+\$0
Lago	JE	+\$0
Latte	JL	+\$0
Mela Verde	JW	+\$0
Nero	0H	+\$0
Oceano	JB	+\$0
Piscina	JS	+\$0
Rosso Ferrari	JK	+\$0

③ ARM OPTIONS	CODE	LIST PRICE ADD-ON
 Armless	2	+\$0
 With Arms	0	+\$150

⑥ ARMREST & TRIM COLOR (arm chair only)	CODE	LIST PRICE ADD-ON
*Omit for Armless Chairs		
Cool Cement	JU	+\$0
Nero	0H	+\$0

⑦ FABRIC OPTIONS	CODE (3-digit)	LIST PRICE ADD-ON
*Omit for Non-upholstered Chairs	SEE PAGE 64	SEE PAGE 64

NIMA™ Four Leg Bar Height Chair


FEATURES

- NIMA, by iconic designer Giancarlo Piretti, is designed with a patented articulating back mechanism
- Pivot point of flex design appropriately responds to user movements
- Features a 7/8" O.D. 14-gauge frame that comes in four standard colors
- Shipped standard with co-polymer glides
- Backs and seats are available in either non-upholstered texture molded polypropylene (12 colors) or upholstered foam on shell
- Momentum and CF Stinson fabrics graded in - please go to psfurniture.com for more info on fabric options and page 64 for graded pricing
- 11 available shell colors and 4 different frame finish options, NIMA can complement any environment
- See frame and shell color option swatches on page 71
- Four Leg Bar Height Chairs (with or without arms/upholstery) can stack 5-6 high on the floor**.
- Weight Capacity 300 lbs. / Dimensions: H: 44" W: 20" D: 21.5"





1	2	3	4	5	6	7
Product Code	Upholstery Option	Arm Option	Frame Color	Shell Color	Armrest Color	Fabric Option
???	?	?	??	??	??	???

Example Code: FGC + 2 + 0 + 0H + 0H + 0H + G02 = FGC200H0H0HG02

Description	Nima Base Product Code	Fully Upholstered	With Arms	Frame: Nero	Shell: Nero	Armrest: Nero	Fabric: Grade 2	Total List Price							
Price	\$560	+	\$0	+	\$150	+	\$0	+	\$0	+	\$0	+	\$270	=	\$980



1 NIMA™ STYLE	CODE	BASE LIST PRICE
 NIMA Four Leg Bar Height Chair	FGC	\$560

4 FRAME COLOR OPTIONS	CODE	LIST PRICE ADD-ON
Ardesia	JH	+ \$0
Argento	JX	+ \$0
Magnesio	BM	+ \$0
Nero	0H	+ \$0

2 UPHOLSTERY OPTIONS	CODE	LIST PRICE ADD-ON
 Non-Upholstered (All Plastic)	0	+ \$0
 Back Only Upholstered (Plastic Seat)	3	+ \$0 Graded Fabric List Price Add-Ons SEE STEP 7
 Seat Only Upholstered (Plastic Back)	1	
 Fully Upholstered Seat & Back	2	

5 SHELL COLOR OPTIONS	CODE	LIST PRICE ADD-ON
Ardesia	JH	+ \$0
Azzurro	JY	+ \$0
Bianco	JA	+ \$0
Giallo	JF	+ \$0
Lago	JE	+ \$0
Latte	JL	+ \$0
Mela Verde	JW	+ \$0
Nero	0H	+ \$0
Oceano	JB	+ \$0
Piscina	JS	+ \$0
Rosso Ferrari	JK	+ \$0

6 ARMREST & TRIM COLOR (arm chair only)	CODE	LIST PRICE ADD-ON
*Omit for Armless Chairs		
Cool Cement	JU	+ \$0
Nero	0H	+ \$0

3 ARM OPTIONS	CODE	LIST PRICE ADD-ON
 Armless	2	+ \$0
 With Arms	0	+ \$150

7 FABRIC OPTIONS	CODE (3-digit)	LIST PRICE ADD-ON
*Omit for Non-upholstered Chairs	SEE PAGE 64	SEE PAGE 64

NIMA™ Swivel Base Desk Height Chair


FEATURES





- NIMA, by iconic designer Giancarlo Piretti, is designed with a patented articulating back mechanism
- Pivot point of flex design appropriately responds to user movements
- Features a 1" O.D. 14-gauge frame that comes in four standard colors
- Backs and seats are available in either non-upholstered texture molded polypropylene (12 colors) or upholstered foam on shell
- Momentum and CF Stinson fabrics graded in - please go to psfurniture.com for more info on fabric options and page 64 for graded pricing
- 11 available shell colors and 4 different frame finish options, NIMA can complement any environment
- See frame and shell color option swatches on page 71
- Not stackable
- Weight Capacity 300 lbs. / Dimensions: H:31"-36" W: 20" D: 21.5"



1	2	3	4	5	6	7	8
Product Code	Upholstery Option	Arm Option	Glide/Caster	Frame Color	Shell Color	Armrest Color	Fabric Option
???	?	?	?	??	??	??	???




Example Code: FGE + 2 + 0 + 1 + 0H + 0H + 0H + G02 FGE2010H0H0HG02

Description	Nima Base Product Code	Fully Upholstered	With Arms	Glide	Frame: Nero	Shell: Nero	Armrest: Nero	Fabric: Grade 2	Total List Price						
Price	\$650	+	\$0	+	\$135	+	\$0	+	\$0	+	\$0	+	\$270	=	\$1,055

1 NIMA™ STYLE	CODE	BASE LIST PRICE
 NIMA Swivel Base Desk Height Chair	FGE	\$650

2 UPHOLSTERY OPTIONS	CODE	LIST PRICE ADD-ON
 Non-Upholstered (All Plastic)	0	+ \$0
 Back Only Upholstered (Plastic Seat)	3	+ \$0 Graded Fabric List Price Add-Ons SEE STEP 8
 Seat Only Upholstered (Plastic Back)	1	
 Fully Upholstered Seat & Back	2	

3 ARM OPTIONS	CODE	LIST PRICE ADD-ON
 Armless	2	+ \$0
 With Arms	0	+ \$135

4 GLIDE / CASTER OPTIONS	CODE	LIST PRICE ADD-ON
 Glide	1	+ \$25
 Hard Floor Caster	2 = no Brake	+ \$45
	4 = w/ Brake	+ \$45
 Standard Caster	3 = Standard	+ \$0

5 FRAME COLOR OPTIONS	CODE	LIST PRICE ADD-ON
Ardesia	JH	+ \$0
Argento	JX	+ \$0
Magnesio	BM	+ \$0
Nero	OH	+ \$0

6 SHELL COLOR OPTIONS	CODE	LIST PRICE ADD-ON
Ardesia	JH	+ \$0
Azzurro	JY	+ \$0
Bianco	JA	+ \$0
Giallo	JF	+ \$0
Lago	JE	+ \$0
Latte	JL	+ \$0
Mela Verde	JW	+ \$0
Nero	OH	+ \$0
Oceano	JB	+ \$0
Piscina	JS	+ \$0
Rosso Ferrari	JK	+ \$0

7 ARMREST & TRIM COLOR (arm chair only)	CODE	LIST PRICE ADD-ON
*Omit for Armless Chairs		
Cool Cement	JU	+ \$0
Nero	OH	+ \$0

8 FABRIC OPTIONS	CODE (3-digit)	LIST PRICE ADD-ON
*Omit for Non-upholstered Chairs	SEE PAGE 64	SEE PAGE 64

NIMA™ Swivel Base Stool


FEATURES





- NIMA, by iconic designer Giancarlo Piretti, is designed with a patented articulating back mechanism
- Pivot point of flex design appropriately responds to user movements
- Features a 1" O.D. 14-gauge frame that comes in four standard colors and resting foot ring comes standard above base
- Backs and seats are available in either non-upholstered texture molded polypropylene (12 colors) or upholstered foam on shell
- Momentum and CF Stinson fabrics graded in - please go to psfurniture.com for more info on fabric options and page 64 for graded pricing
- 11 available shell colors and 4 different frame finish options, NIMA can complement any environment
- See frame and shell color option swatches on page 71
- Not stackable
- Weight Capacity 300 lbs. / Dimensions: H:37"-48" W: 20" D: 21.5"



1	2	3	4	5	6	7	8
Product Code	Upholstery Option	Arm Option	Glide/Caster	Frame Color	Shell Color	Armrest Color	Fabric Option
???	?	?	?	??	??	??	???




Example Code: FGF + 2 + 0 + 1 + 0H + 0H + 0H + G02 FGF2010H0H0HG02

Description	Nima Base Product Code	Fully Upholstered	With Arms	Glide	Frame: Nero	Shell: Nero	Armrest: Nero	Fabric: Grade 2	Total List Price						
Price	\$765	+	\$0	+	\$135	+	\$0	+	\$0	+	\$0	+	\$270	=	\$1,170

1 NIMA™ STYLE	CODE	BASE LIST PRICE
 NIMA Swivel Base Stool	FGF	\$765

2 UPHOLSTERY OPTIONS	CODE	LIST PRICE ADD-ON
 Non-Upholstered (All Plastic)	0	+ \$0
 Back Only Upholstered (Plastic Seat)	3	+ \$0 Graded Fabric List Price Add-Ons SEE STEP 8
 Seat Only Upholstered (Plastic Back)	1	
 Fully Upholstered Seat & Back	2	

3 ARM OPTIONS	CODE	LIST PRICE ADD-ON
 Armless	2	+ \$0
 With Arms	0	+ \$135

4 GLIDE / CASTER OPTIONS	CODE	LIST PRICE ADD-ON
 Glide	1	+ \$25
 Hard Floor Caster	2 = no Brake	+ \$45
	4 = w/ Brake	+ \$45
 Standard Caster	3 = Standard	+ \$0

5 FRAME COLOR OPTIONS	CODE	LIST PRICE ADD-ON
Ardesia	JH	+ \$0
Argento	JX	+ \$0
Magnesio	BM	+ \$0
Nero	0H	+ \$0


6 SHELL COLOR OPTIONS	CODE	LIST PRICE ADD-ON
Ardesia	JH	+ \$0
Azzurro	JY	+ \$0
Bianco	JA	+ \$0
Giallo	JF	+ \$0
Lago	JE	+ \$0
Latte	JL	+ \$0
Mela Verde	JW	+ \$0
Nero	0H	+ \$0
Oceano	JB	+ \$0
Piscina	JS	+ \$0
Rosso Ferrari	JK	+ \$0

7 ARMREST & TRIM COLOR (arm chair only)	CODE	LIST PRICE ADD-ON
*Omit for Armless Chairs		
Cool Cement	JU	+ \$0
Nero	0H	+ \$0


8 FABRIC OPTIONS	CODE (3-digit)	LIST PRICE ADD-ON
*Omit for Non-upholstered Chairs	SEE PAGE 64	SEE PAGE 64

NIMA™ Color Options & Parts


NIMA™ SHELL COLORS



NIMA™ FRAME FINISHES



NIMA™ ARMREST COLORS



NIMA™ REPLACEMENT PARTS

PRODUCT	PART DESCRIPTION	CODE	LIST PRICE EACH (QTY 1)
NIMA™ Replacement Parts	NIMA SEAT SHELL (_) = COLOR CHOICE	3500010_ _	\$89
	NIMA BACK SHELL (_) = COLOR CHOICE	3500020_ _	\$69
	GLIDE PLASTIC ACTON/NIMA CHAIR	097531	\$1.25
	RIVET PLD ST 3/16 x 7/16 ZN (GLIDES)	0094503007ZN	\$0.60
	SCREW HRS ST #8-32L X 5/16"BZ (BACK)	0082602005BZ	\$1.00
	SCREW TRP ST #12-11 X 1" 48-2 (SEAT)	350059	\$1.00
	NIMA SEAT SHELL UPH (_) = BACK COLOR (_ _) = GRADE	3500760_ _ _ _ _	\$253*
	NIMA BACK SHELL UPH (_) = BACK COLOR (_ _) = GRADE	3500770_ _ _ _ _	\$219*
	BOLT CRT ST #10-32X1/2"F BZ (for replacing Upholstery on Backs/Seat)	0052503008BZ	\$0.35
	Caster Soft - for Acton & Nima Caster Chair & Stool	0730212	\$8
	Caster Hard - for Acton & Nima Caster Chair & Stool	0730213	\$6
	GLIDE 4 LEG NIMA	350055	\$6
	BUMPER RUBBER TPE - For under NON-UPH seat	350057	\$3.45

*Priced at COM Fabric Grade so the last (_ _) = COM. Please see page 64 for all upholstery price upcharge options added to LIST price above.

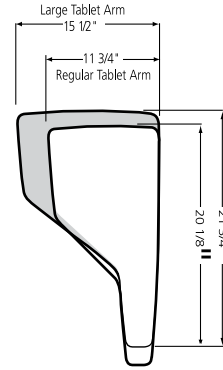
Acton® Seating Line Introduction

ACTON® STACKER INFORMATION

Our IBD Award Winning stacker chair, with its distinctive Z-shaped design, is an excellent choice for meeting rooms, cafeterias, waiting areas and more. It is an economical seating solution that has been designed for uncompromised comfort and durability. Unlike most wire frame stack chairs, the Acton® Stacker Chair has a strong tubular steel frame with an integral arm. Its textured polypropylene seat and back are color infused for durable good looks. A wide variety of models and options make this chair versatile enough for almost any indoor application.

- Upholstered Chairs - Upholstery inserts are removable for replacement of fabric and foam cushioning. Remember to specify plastic shell color as the seat and back edges are not upholstered.
- Tablet Arm Chairs - Tablet arms are available in two sizes, regular and large.
 - Regular tablet arms have 161 sq. inches of surface area. Large tablet arms have 214 sq. inches of surface area.
 - Tablet arms are offered attached to the chair frame.
 - Fixed tablet arms are available either right or left-handed.
 - Tablets are offered with a wide choice of surface laminate options.
 - All edges are burnished.
 - Tablet arm chairs cannot be stacked.
 - The ganging chair option is not available with tablet arm chairs.
- Dolly - With our optional dolly you can stack and roll your chairs out of the way.
- Dolly Capacity:
 - Non-Upholstered Chairs = 26
 - Upholstered Chairs = 18
 - Without the dolly, Acton Chairs can be stacked six high on the floor

ACTON® TABLET DIMENSIONS



ACTON® STACKER FEATURES

- Tubular Frame - 14-gauge frame with 16-gauge inner reinforcement through the arms.
- Frame Color - Choose chrome or textured powder coated epoxy.
- Integral Arms - Define space for high-density seating and provide added comfort.
- Seat and Backrest - Textured surfaces hide fingerprints, small scratches and are easily replaced.
- Waterfall Seat - Front Support behind knees without cutting off circulation.
- Floating Backrest - Cantilever design provides lumbar support.
- Glides - Co-polymer glides for use on carpet and hard floors are standard.
- Case-hardened steel glides - Available for use on abrasive floors.
- Safety and Durability - Acton Stacker Chairs meet or exceed all applicable ANSI/BIFMA test standards.

ACTON® STACKER OPTIONS

- Arm Caps - Textured molded plastic for comfort. Arm Caps cannot be field installed.
- Upholstery - For added comfort and design flexibility.
- Caster Base - Chair and stool with a five-star base to promote patron safety.
- Ganging - Attachments Welded steel, permanently affixed to frame, ensures straight rows.

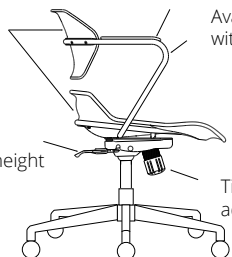
ACTON® CASTER BASE FEATURES

- Pneumatic Seat Height Adjustment - Seat height adjustment is activated by a conveniently located paddle at the side of the chair.
- Tilt Tension - Seat Tilt Action is adjustable with the tension adjustment knob located below the front of the seat (Task Chair Only).
- Five Star Base - Black textured base resists marring.
- Dual Wheel Hard Casters - Less carpet wear.
- Soft Casters - For use on hard floors.
- Knocked-Down Shipping - Chairs are shipped KD as standard.
- Safety and Durability - The Acton Caster Base Chairs meet or exceed all applicable ANSI/BIFMA test standards.
- Frame Color - Choose chrome or textured powder coated epoxy.

Task Chair

Back and seat available upholstered or in copolymer plastic.

Pneumatic seat height adjust paddle.



Arm Caps are optional.

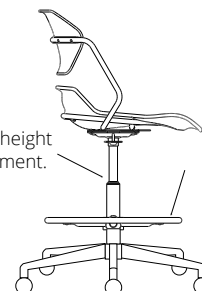
Available with or without arms.

Tilt tension adjust knob.

Stool

10 1/4" height adjustment.

Adjustable height foot-ring.



Acton® Fabric Information

PS Furniture offers a comprehensive fabric and finish program including Grades 1-15 options, as well as C.O.M. This multi-faceted program provides one of the most comprehensive fabric and finish palettes on the market today. We have graded in all Momentum and CF Sinson fabrics. Please go to psfurniture.com to look at all the graded fabrics in Finish Options, Seating. Please call us for any fabric you'd like to use on your Acton® chairs.



Non-Upholstered
(All Plastic)



Back Only Upholstered
(Plastic Seat)



Seat Only Upholstered
(Plastic Back)



Fully Upholstered
Seat & Back

BACK ONLY UPHOLSTERED FABRIC GRADE PRICING		
FABRIC GRADE	CODE	LIST PRICE ADD-ON
COM	COM	+ \$70
GRADE 1	G01	+ \$115
GRADE 2	G02	+ \$125
GRADE 3	G03	+ \$135
GRADE 4	G04	+ \$150
GRADE 5	G05	+ \$160
GRADE 6	G06	+ \$170
GRADE 7	G07	+ \$180
GRADE 8	G08	+ \$190
GRADE 9	G09	+ \$205
GRADE 10	G10	+ \$225
GRADE 11	G11	+ \$230
GRADE 12	G12	+ \$240
GRADE 13	G13	+ \$245
GRADE 14	G14	+ \$255
GRADE 15	G15	+ \$280

SEAT ONLY UPHOLSTERED FABRIC GRADE PRICING		
FABRIC GRADE	CODE	LIST PRICE ADD-ON
COM	COM	+ \$135
GRADE 1	G01	+ \$220
GRADE 2	G02	+ \$230
GRADE 3	G03	+ \$250
GRADE 4	G04	+ \$275
GRADE 5	G05	+ \$295
GRADE 6	G06	+ \$310
GRADE 7	G07	+ \$335
GRADE 8	G08	+ \$345
GRADE 9	G09	+ \$375
GRADE 10	G10	+ \$410
GRADE 11	G11	+ \$420
GRADE 12	G12	+ \$435
GRADE 13	G13	+ \$445
GRADE 14	G14	+ \$470
GRADE 15	G15	+ \$510

FULLY UPHOLSTERED SEAT & BACK FABRIC GRADE PRICING		
FABRIC GRADE	CODE	LIST PRICE ADD-ON
COM	COM	+ \$205
GRADE 1	G01	+ \$285
GRADE 2	G02	+ \$300
GRADE 3	G03	+ \$315
GRADE 4	G04	+ \$345
GRADE 5	G05	+ \$360
GRADE 6	G06	+ \$380
GRADE 7	G07	+ \$400
GRADE 8	G08	+ \$415
GRADE 9	G09	+ \$440
GRADE 10	G10	+ \$480
GRADE 11	G11	+ \$485
GRADE 12	G12	+ \$505
GRADE 13	G13	+ \$515
GRADE 14	G14	+ \$540
GRADE 15	G15	+ \$575

Customer's Own Material (C.O.M.) Program	
<p>Send all COM fabric to:</p> <p>Designs In Upholstery 3511 South 32nd Street Sheboygan, WI 53081 Attn: Steve/PS Furniture Acknowledgement #</p>	<p>Acton® Fabric Requirements:</p> <p>Back Only Upholstered = .45 yards each Seat Only Upholstered = .9 yards each Fully Upholstered Seat & Back = .9 yards each</p>

Original Acton Stacker® - Arm Model


FEATURES





- Reinforced tubular frames come in chrome or 7 standard textured powder coat finishes
- Sculptured seat and back are designed to provide overall body comfort and superior back support
- Backs and seats are available in either non-upholstered textured polypropylene (16 colors) or upholstered ½" foam on polypropylene shell
- Chairs are shipped standard with high-density copolymer glides for use on carpeted and hard floor surfaces
- Momentum and CF Stinson fabrics graded in - please go to psfurniture.com for more info on fabric options and page 73 for graded pricing
- Optional Arm Caps come in textured molded plastic (cannot be field installed)
- Welded steel ganging attachments ensure straight rows and are permanently affixed to frame
- See frame and shell color option swatches on page 79
- Dimensions: W:20" D:21 1/2" H:30 1/2" SH:17" AH:9 1/4" / Weight Capacity: 300 lbs.

1	2	3	4	5	6	7	8
Product Code	Upholstery Option	Arm Option	Glide Option	Frame Option	Frame Color	Shell Color	Fabric Option
??	?	?	?	?	?	?	???

Example Code: AC + 1 + 0 + 1 + 0 + G 0 + G02 = AC1010G0G02

Description	Acton Base Product Code	Fully Upholstered	Arms	Plastic Glide	Standard Frame	Grey Taupe	Dark Neutral	Fabric: Grade 2	Total List Price
Price	\$320	+	\$0	+	\$0	+	\$0	+	\$300 = \$620

1 ACTON® STYLE	CODE	BASE LIST PRICE
 Acton Stacker Arm Model	AC	\$320

2 UPHOLSTERY OPTIONS	CODE	LIST PRICE ADD-ON
 Non-Upholstered (All Plastic)	0	+ \$0
 Back Only Upholstered (Plastic Seat)	9	+ \$0 Graded Fabric List Price Add-Ons SEE STEP 8
 Seat Only Upholstered (Plastic Back)	P	
 Fully Upholstered Seat & Back	1	

3 ARM OPTIONS	CODE	LIST PRICE ADD-ON
Arms	0	+ \$0
Arms with Arm Caps	1	+ \$60


4 GLIDE OPTIONS	CODE	LIST PRICE ADD-ON
Plastic Glide (standard)	2	+ \$0
Steel Glide	0	+ \$25

5 FRAME OPTIONS	CODE	LIST PRICE ADD-ON
Standard Frame	0	+ \$0
Bookbag Rack	1	+ \$150
Ganging Connectors	2	+ \$45

6 FRAME COLOR OPTIONS	CODE	LIST PRICE ADD-ON
Black	H	+ \$0
Dark Neutral	0	+ \$0
Goldenrod	F	+ \$0
Grey Taupe	G	+ \$0
Pearl	A	+ \$0
Platinum	W	+ \$0
Steel Grey	Y	+ \$0
Chrome	5	+ \$35

7 SHELL COLOR OPTIONS	CODE	LIST PRICE ADD-ON
Aqua	J	+ \$0
Black	H	+ \$0
Dark Burgundy	3	+ \$0
Dark Green	V	+ \$0
Dark Neutral	0	+ \$0
Gold	9	+ \$0
Grey Taupe	G	+ \$0
Leaf	B	+ \$0
Navy	U	+ \$0
Pearl	A	+ \$0
Platinum	W	+ \$0
Pomegranate	8	+ \$0
Sky	N	+ \$0
Steel Grey	Y	+ \$0
Suede	T	+ \$0
Tangerine	D	+ \$0

8 FABRIC OPTIONS	CODE (3-digit)	LIST PRICE ADD-ON
*Omit for Non-upholstered Chairs	SEE PAGE 73	SEE PAGE 73

SLED CHAIR DOLLY	CODE	FINISH	LIST PRICE
	350100AM0H	Matte Black	\$770
Capacity: Up to 20 chairs*			

Original Acton Stacker® - Armless Model


FEATURES

- Reinforced tubular frames come in chrome or 7 standard textured powder coat finishes
- Sculptured seat and back are designed to provide overall body comfort and superior back support
- Backs and seats are available in either non-upholstered textured polypropylene (16 colors) or upholstered 1/2" foam on polypropylene shell
- Chairs are shipped standard with high-density copolymer glides for use on carpeted and hard floor surfaces
- Momentum and CF Stinson fabrics graded in - please go to psfurniture.com for more info on fabric options and page 73 for graded pricing
- Welded steel ganging attachments ensure straight rows and are permanently affixed to frame
- See frame and shell color option swatches on page 79
- Dimensions: W:20" D:21 1/2" H:30 1/2" SH:17" / Weight Capacity: 300 lbs.

1	2	3	4	5	6	7	8
Product Code	Upholstery Option	Arm Option	Glide Option	Frame Option	Frame Color	Shell Color	Fabric Option
??	?	?	?	?	?	?	???

Example Code: AC + 1 + 2 + 1 + 0 + G 0 + G02 = AC1210G0G02

Description	Acton Base Product Code	Fully Upholstered	Armless	Plastic Glide	Standard Frame	Grey Taupe	Dark Neutral	Fabric: Grade 2	Total List Price
Price	\$315	+	\$0	+	\$0	+	\$0	+	\$300 = \$615

1 ACTON® STYLE	CODE	BASE LIST PRICE
 Acton Stacker Armless Model	AC	\$315

2 UPHOLSTERY OPTIONS	CODE	LIST PRICE ADD-ON
Non-Upholstered (All Plastic)	0	+ \$0
Back Only Upholstered (Plastic Seat)	9	+ \$0 Graded Fabric List Price Add-Ons SEE STEP 8
Seat Only Upholstered (Plastic Back)	P	
Fully Upholstered Seat & Back	1	

3 ARM OPTION	CODE	LIST PRICE ADD-ON
Armless	2	+ \$0


4 GLIDE OPTIONS	CODE	LIST PRICE ADD-ON
Plastic Glide (standard)	2	+ \$0
Steel Glide	0	+ \$25

5 FRAME OPTIONS	CODE	LIST PRICE ADD-ON
Standard Frame	0	+ \$0
Bookbag Rack	1	+ \$150
Ganging Connectors	2	+ \$45

6 FRAME COLOR OPTIONS	CODE	LIST PRICE ADD-ON
Black	H	+ \$0
Dark Neutral	0	+ \$0
Goldenrod	F	+ \$0
Grey Taupe	G	+ \$0
Pearl	A	+ \$0
Platinum	W	+ \$0
Steel Grey	Y	+ \$0
Chrome	5	+ \$35

7 SHELL COLOR OPTIONS	CODE	LIST PRICE ADD-ON
Aqua	J	+ \$0
Black	H	+ \$0
Dark Burgundy	3	+ \$0
Dark Green	V	+ \$0
Dark Neutral	0	+ \$0
Gold	9	+ \$0
Grey Taupe	G	+ \$0
Leaf	B	+ \$0
Navy	U	+ \$0
Pearl	A	+ \$0
Platinum	W	+ \$0
Pomegranate	8	+ \$0
Sky	N	+ \$0
Steel Grey	Y	+ \$0
Suede	T	+ \$0
Tangerine	D	+ \$0

8 FABRIC OPTIONS	CODE (3-digit)	LIST PRICE ADD-ON
*Omit for Non-upholstered Chairs	SEE PAGE 73	SEE PAGE 73

SLED CHAIR DOLLY	CODE	FINISH	LIST PRICE
	350100AM0H	Matte Black	\$770
Capacity: Up to 20 chairs*			

Original Acton Stacker® - Tablet Arm Model


FEATURES

- Tables available in regular or large sizes with mar-resistant laminate writing surface and integral burnished edge
- Reinforced tubular frames come in chrome or 7 standard textured powder coat finishes
- Sculptured seat and back are designed to provide overall body comfort and superior back support
- Backs and seats are available in either non-upholstered textured polypropylene (16 colors) or upholstered ½" foam on polypropylene shell
- Chairs are shipped standard with high-density copolymer glides for use on carpeted and hard floor surfaces
- Momentum and CF Stinson fabrics graded in - please go to psfurniture.com for more info on fabric options and page 73 for graded pricing
- Welded steel ganging attachments ensure straight rows and are permanently affixed to frame
- See frame and shell color option swatches on page 79
- See laminate color standard suggestions and codes on page 23-24
- L = Left Sided Tablet; R= Right Sided Tablet
- Dimensions: W:22 1/2" D:29" H:30 1/2" SH:17" AH:9 1/4" / Weight Capacity: 300 lbs.

1	2	3	4	5	6	7	8	9
Product Code	Upholstery Option	Tablet Option	Glide Option	Frame Option	Frame Color	Shell Color	Fabric Option	Laminate Option
??	?	?	?	?	?	?	???	????-??

Example Code: AC + 1 + 3 + 1 + 0 + G 0 + G02 + 0354-60 = AC1310G0G020354-60

Description	Acton Base Product Code	Fully Upholstered	Arm Regular Left	Plastic Glide	Standard Frame	Grey Taupe	Dark Neutral	Fabric: Grade 2	Designer White	Total List Price			
Price	\$660	+	\$0	+	\$0	+	\$0	+	\$300	+	\$0	=	\$960

1 ACTON® STYLE	CODE	BASE LIST PRICE
 Acton Stacker Tablet Arm Model	AC	\$660

2 UPHOLSTERY OPTIONS	CODE	LIST PRICE ADD-ON
Non-Upholstered (All Plastic)	0	+ \$0
Back Only Upholstered (Plastic Seat)	9	+ \$0 Graded Fabric List Price Add-Ons SEE STEP 8
Seat Only Upholstered (Plastic Back)	P	
Fully Upholstered Seat & Back	1	

3 TABLET ARM OPTIONS	CODE	LIST PRICE ADD-ON
ARM Model / REGULAR Flip-Up Tablet / on LEFT	3	+ \$0
ARM Model / REGULAR Flip-Up Tablet / on RIGHT	5	+ \$0
ARMLESS Model / REGULAR Flip-Up Tablet / on LEFT	7	+ \$0
ARMLESS Model / REGULAR Flip-Up Tablet / on RIGHT	8	+ \$0
ARMLESS Model / LARGE Flip-Up Tablet / on LEFT	E	+ \$15
ARMLESS Model / LARGE Flip-Up Tablet / on RIGHT	F	+ \$15

4 GLIDE OPTION	CODE	LIST PRICE ADD-ON
Plastic Glide (standard)	2	+ \$0
Steel Glide	0	+ \$25

5 FRAME OPTIONS	CODE	LIST PRICE ADD-ON
Standard Frame	0	+ \$0
Bookbag Rack	1	+ \$150

6 FRAME COLOR OPTIONS	CODE	LIST PRICE ADD-ON
Black	H	+ \$0
Dark Neutral	0	+ \$0
Goldenrod	F	+ \$0
Grey Taupe	G	+ \$0
Pearl	A	+ \$0
Platinum	W	+ \$0
Steel Grey	Y	+ \$0
Chrome	5	+ \$35

7 SHELL COLOR OPTIONS	CODE	LIST PRICE ADD-ON
Aqua	J	+ \$0
Black	H	+ \$0
Dark Burgundy	3	+ \$0
Dark Green	V	+ \$0
Dark Neutral	0	+ \$0
Gold	9	+ \$0
Grey Taupe	G	+ \$0
Leaf	B	+ \$0
Navy	U	+ \$0
Pearl	A	+ \$0
Platinum	W	+ \$0
Pomegranate	8	+ \$0
Sky	N	+ \$0
Steel Grey	Y	+ \$0
Suede	T	+ \$0
Tangerine	D	+ \$0

8 FABRIC OPTIONS	CODE (3-digit)	LIST PRICE ADD-ON
*Omit for Non-upholstered Chairs	SEE PAGE 73	SEE PAGE 73

9 LAMINATE OPTIONS	CODE (6-digit)	LIST PRICE ADD-ON
Any Formica or Wilsonart	SEE PAGE 23-24	+ \$0 (for standard laminates)

Acton® Caster Base Task Chair


FEATURES

- Well dimensioned for ergonomic performance with an advanced passive task seating design
- Reinforced tubular frames come in chrome or 7 standard textured powder coat finishes
- Contoured seat and back offer just the right angles and curves to promote body circulation for prolonged sitting comfort
- Backs and seats are available in either non-upholstered textured polypropylene (16 colors) or upholstered ½" foam on polypropylene shell
- Arm Caps come in textured molded plastic (cannot be field installed)
- Momentum and CF Stinson fabrics graded in - please go to psfurniture.com for more info on fabric options and page 73 for graded pricing
- See frame and shell color option swatches on page 79
- Dimensions: H:28"-33" SW:20" SD:21 1/2" SH:16"-20 1/4" AH:9 1/4" / Weight Capacity: 300 lbs.

1	2	3	4	5	6	7	8	9
Product Code	Upholstery Option	Arm Option	Frame Option	Glide/Caster	Base Color	Frame Color	Shell Color	Fabric Option
??	?	?	???	?	?	?	?	???

Example Code: AB + 1 + 0 + 5A1 + 1 + H + G + 0 + G02 = AB105A11G0G02




Description	Acton Base Product Code	Fully Upholstered	Arms	Caster Base	Glide	Black Only	Grey Taupe	Dark Neutral	Fabric: Grade 2	Total List Price							
Price	\$580	+	\$0	+	\$15	+	\$0	+	\$0	+	\$0	+	\$0	+	\$300	=	\$895

1 ACTON® STYLE	CODE	BASE LIST PRICE
 Acton Caster Base Task Chair	AB	\$580

2 UPHOLSTERY OPTIONS	CODE	LIST PRICE ADD-ON
Non-Upholstered (All Plastic)	0	+ \$0
Back Only Upholstered (Plastic Seat)	9	+ \$0 Graded Fabric List Price Add-Ons SEE STEP 8
Seat Only Upholstered (Plastic Back)	P	
Fully Upholstered Seat & Back	1	

3 ARM OPTIONS	CODE	LIST PRICE ADD-ON
Arms	0	+ \$15
Arms with Arm caps	1	+ \$60
Armless	2	+ \$0

4 FRAME / BASE OPTION	CODE	LIST PRICE ADD-ON
Caster Base	5A1	+ \$0

5 GLIDE / CASTER OPTIONS	CODE	LIST PRICE ADD-ON
 Glide	1	+ \$25
 Hard Floor Caster	2 = No Brake	+ \$45
	4 = w/ Brake	+ \$45
 Standard Caster	3 = Standard	+ \$0

6 BASE COLOR	CODE	LIST PRICE ADD-ON
Black (Standard)	H	+ \$0

7 FRAME COLOR OPTIONS	CODE	LIST PRICE ADD-ON
Black	H	+ \$0
Dark Neutral	0	+ \$0
Goldenrod	F	+ \$0
Grey Taupe	G	+ \$0
Pearl	A	+ \$0
Platinum	W	+ \$0
Steel Grey	Y	+ \$0
Chrome	5	+ \$35

8 SHELL COLOR OPTIONS	CODE	LIST PRICE ADD-ON
Aqua	J	+ \$0
Black	H	+ \$0
Dark Burgundy	3	+ \$0
Dark Green	V	+ \$0
Dark Neutral	0	+ \$0
Gold	9	+ \$0
Grey Taupe	G	+ \$0
Leaf	B	+ \$0
Navy	U	+ \$0
Pearl	A	+ \$0
Platinum	W	+ \$0
Pomegranate	8	+ \$0
Sky	N	+ \$0
Steel Grey	Y	+ \$0
Suede	T	+ \$0
Tangerine	D	+ \$0

9 FABRIC OPTIONS	CODE (3-digit)	LIST PRICE ADD-ON
*Omit for Non-upholstered Chairs	SEE PAGE 73	SEE PAGE 73

Acton® Caster Base Task Stool





FEATURES

- This versatile stool's extended 10% height range means it can double as a task chair
- Well dimensioned for ergonomic performance with an advanced passive task seating design
- Reinforced tubular frames come in chrome or 7 standard textured powder coat finishes
- Contoured seat and back offer just the right angles and curves to promote body circulation for prolonged sitting comfort
- Backs and seats are available in either non-upholstered textured polypropylene (16 colors) or upholstered 1/2" foam on polypropylene shell
- Arm Caps come in textured molded plastic (cannot be field installed)
- Momentum and CF Stinson fabrics graded in - please go to psfurniture.com for more info on fabric options and page 73 for graded pricing
- See frame and shell color option swatches on page 79
- Dimensions: H:33 1/2"-43 3/4" SW:20" SD:21 1/2" SH:21"-31 1/4" AH:9 1/4" / Weight Capacity: 300 lbs.

1	2	3	4	5	6	7	8	9
Product Code	Upholstery Option	Arm Option	Frame Option	Glide/Caster	Base Color	Frame Color	Shell Color	Fabric Option
??	?	?	???	?	?	?	?	???

Example Code: AS + 1 + 0 + 6A1 + 1 + H + G + 0 + G02 = AB106A11G0G02

Description	Acton Base Product Code	Fully Upholstered	Arms	Caster Stool Ring	Glide	Black Only	Grey Taupe	Dark Neutral	Fabric: Grade 2	Total List Price							
Price	\$695	+	\$0	+	\$15	+	\$0	+	\$0	+	\$0	+	\$0	+	\$300	=	\$1,010

1 ACTON® STYLE	CODE	BASE LIST PRICE
 Acton Caster Base Task Stool	AS	\$695
2 UPHOLSTERY OPTIONS	CODE	LIST PRICE ADD-ON
Non-Upholstered (All Plastic)	0	+ \$0
Back Only Upholstered (Plastic Seat)	9	+ \$0 Graded Fabric List Price Add-Ons SEE STEP 8
Seat Only Upholstered (Plastic Back)	P	
Fully Upholstered Seat & Back	1	
3 ARM OPTIONS	CODE	LIST PRICE ADD-ON
Arms	0	+ \$15
Arms with Arm caps	1	+ \$60
Armless	2	+ \$0
4 FRAME / BASE OPTION	CODE	LIST PRICE ADD-ON
Stool Ring Caster Base	6A1	+ \$0
5 GLIDE / CASTER OPTIONS	CODE	LIST PRICE ADD-ON
 Glide	1	+ \$25
 Hard Floor Caster	2 = No Brake	+ \$45
	4 = w/ Brake	+ \$45
 Standard Caster	3 = Standard	+ \$0

6 BASE COLOR	CODE	LIST PRICE ADD-ON
Black (Standard)	H	+ \$0


7 FRAME COLOR OPTIONS	CODE	LIST PRICE ADD-ON
Black	H	+ \$0
Dark Neutral	0	+ \$0
Goldenrod	F	+ \$0
Grey Taupe	G	+ \$0
Pearl	A	+ \$0
Platinum	W	+ \$0
Steel Grey	Y	+ \$0
Chrome	5	+ \$35

8 SHELL COLOR OPTIONS	CODE	LIST PRICE ADD-ON
Aqua	J	+ \$0
Black	H	+ \$0
Dark Burgundy	3	+ \$0
Dark Green	V	+ \$0
Dark Neutral	0	+ \$0
Gold	9	+ \$0
Grey Taupe	G	+ \$0
Leaf	B	+ \$0
Navy	U	+ \$0
Pearl	A	+ \$0
Platinum	W	+ \$0
Pomegranate	8	+ \$0
Sky	N	+ \$0
Steel Grey	Y	+ \$0
Suede	T	+ \$0
Tangerine	D	+ \$0


9 FABRIC OPTIONS	CODE (3-digit)	LIST PRICE ADD-ON
*Omit for Non-upholstered Chairs	SEE PAGE 73	SEE PAGE 73

Acton® Color Options & Parts

ACTON® SHELL COLORS



ACTON® FRAME FINISHES



ACTON® REPLACEMENT PARTS

PRODUCT	PART DESCRIPTION	CODE	LIST PRICE EACH (QTY 1)
Acton® Replacement Parts	SEAT ACTON SHELL () = COLOR CHOICE	07515000 _	\$76
	BACK ACTON SHELL () = COLOR CHOICE	07515100 _	\$44
	GLIDE PLASTIC ACTON/NIMA CHAIR	097531	\$1.25
	RIVET PLD ST 3/16 x 7/16 ZN (GLIDES)	0094503007ZN	\$0.55
	RIVET PLD ST 3/16 x 9/16 ZN (SEAT)	0094503009ZN	\$0.55
	BOLT TRO SPCL #6HD 8-32X5/8 ZN (BACKS)	0054302010ZN	\$0.90
	SEAT ACTON SHELL W UPH () = BACK COLOR (_ _) = GRADE	07548705 _ _ _ _	\$316*
	BACK ACTON SHELL W UPH () = BACK COLOR (_ _) = GRADE	07548605 _ _ _ _	\$161*
	SCREW CRT ST #8-32F X 3/8 ZN	0087202006ZN	\$0.30
	Caster Soft - for Acton & Nima Caster Chair & Stool	0730212	\$8
	Caster Hard - for Acton & Nima Caster Chair & Stool	0730213	\$6


*Priced at COM Fabric Grade so the last (_ _) = COM. Please see page 73 for all upholstery price upcharge options added to LIST price above.

PremierComfort® PC500/PC501 Sled Stacking Chairs

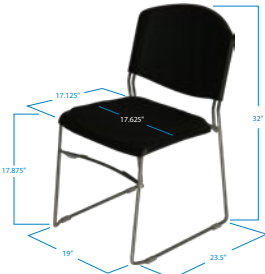

FEATURES

- Durable polypropylene seat and back
- Model PC501 comes with a padded seat
- Generous dimensions
- Weight capacity 300lbs.
- Strong 7/16" diameter steel wire frame
- Optional integral frame ganging
- Textile options available - call for quote!
- Ask us about logo stamping!
- Order qty - minimum 300 chairs for special colors

STOCK COLORS



SPECIAL COLORS



PC500 - Plastic Seat & Solid Back (shown)



PC501 - Padded Seat & Perforated Back (shown)

STYLE	MODEL NUMBER	DESCRIPTION	WEIGHT (LBS)	LIST PRICE
PC500 - Solid Back (Plastic Seat & Back)	PC500-CH-##-S	Chrome Frame & Solid Back Available in QSP (see below)	14.3	\$320
PC500 - Solid Back w/ Ganging (Plastic Seat & Back)	PC500-CH-##-S-G	Chrome Frame & Solid Back Integral Frame Ganging	14.3	\$345
PC500 - Perforated Back (Plastic Seat & Back)	PC500-CH-##-P	Chrome Frame & Perforated Back	14.3	\$320
PC500 - Perforated Back w/ Ganging (Plastic Seat & Back)	PC500-CH-##-P-G	Chrome Frame & Perforated Back Integral Frame Ganging	14.3	\$345
PC501 - Solid Back* (Padded Seat & Plastic Back)	PC501-CH-##-S	Chrome Frame & Solid Back Padded Black Fabric Seat**	14.3	\$350
PC501 - Solid Back w/ Ganging* (Padded Seat & Plastic Back)	PC501-CH-##-S-G	Chrome Frame & Solid Back Padded Black Fabric Seat** Integral Frame Ganging	14.3	\$380
PC501 - Perforated Back* (Padded Seat & Plastic Back)	PC501-CH-##-P	Chrome Frame & Perforated Back Padded Black Fabric Seat**	14.3	\$350
PC501 - Perforated Back w/ Ganging* (Padded Seat & Plastic Back)	PC501-CH-##-P-G	Chrome Frame & Perforated Back Padded Black Fabric Seat** Integral Frame Ganging	14.3	\$380
 Dolly	HD-SSD	Model PC500 stack 30 high Model PC501 stack 25 high	50	\$1,185
PC500/501 Perforated Black Seat Back	PC-P-BL-BK	Sold in QTY 1	n/a	\$50
PC500/501 Solid Black Seat Back	PC-S-BL-BK	Sold in QTY 1	n/a	\$50
PC500 Solid Black Seat	PC-S-SEAT-BL	Sold in QTY 1	n/a	\$50
PC501 Black Seat Pad	PC-PAD-SEAT-V39820	Sold in QTY 1	n/a	\$90
Replacement Translucent Feet	PC-FEET	Sold in QTY 1	n/a	\$5
Replacement Short Spacer for PC501	PC-SPACER-SHORT	Sold in QTY 1	n/a	\$5
Replacement Long Spacer for PC501	PC-SPACER-LONG	Sold in QTY 1	n/a	\$7



Logo Stamping



Integral Frame Ganging



PC500 with Integral Frame Ganging



Transport System HD-SSD

*Model PC501 chairs only come in Black (BK).


**Padded Black Fabric Seat is standard and only fabric option at this time. If you wish to use another textile for your chairs, please call us for a custom quote.

QSP (Quick Ship Program) - Ships within 3 business days. Model includes black, solid plastic seat & back with chrome frame.

PremierComfort® PC401 Series Sled Stacking Stools

- FEATURES**
- Combination of black plastic seat and black mesh back
 - Chair and stool height options
 - Seat wraps down for maximum seated comfort; generous seat dimensions
 - Strong polished chrome frame
 - Protective translucent feet shield floors
 - Weight capacity 300 lbs. (passed 1,000 lb. static load test)
 - Ask us about logo stamping!
 - Chairs stack 30 high and stools stack 20 high on PC400 Transport Carts
 - No minimum order quantity; In stock and ready to ship
 - This is a liquidation item and will not be re-stocked



STYLE	MODEL NUMBER	DESCRIPTION	DIMENSIONS	WEIGHT (LBS)	LIST PRICE
 <p>PC401 Stacking Stool</p>	PC401S-CH-BL-BL	<ul style="list-style-type: none"> • Black Mesh Back • Black Plastic Seat 	20.8W" x 32.4D" x 44.5" H (seat height 30.3")	18.5	\$340


Classic Event Chairs

FEATURES

- Black or White Color Options
- Manufactured with exclusive bi-component molding technology
- Maintenance-free
- Weight limit: 300 lbs.

ORDER QUANTITY

Minimum 25 chairs (5 per case)

STYLE	MODEL NUMBER	SPECIAL NOTES	FRAME	COLOR	WEIGHT (LBS)	LIST PRICE
Model C450 	C450WHPD	QSP	L-Shape	White	10	\$165
	C450BLP	QSP	L-Shape	Black	10	\$170
Replacement Seat Pad (Sold as Box of 25)	C450-SNAPBL	BOX OF 25 SEAT PADS	C450 or C440	Black	n/a	\$885
	C450-SNAPWH		C450 or C440	White	n/a	\$885

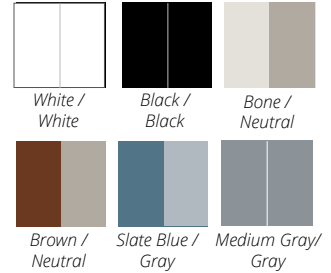
QSP (Quick Ship Program) - Ships within 3 business days. Standard models only.

EventXpress™ Folding Chairs

FEATURES


- 18 gauge steel frame
- Steel reinforced seat connection
- Oversized rivets for added strength
- Weight limit: 275lbs.

COLORS



ORDER QUANTITY

- Minimum 24 chairs for standard colors (6 per case)
- Minimum 300 chairs for custom colors (6 per case)
- Please call for more information on special colors

STYLE	MODEL NUMBER	COLOR (SEAT+BACK / FRAME+FEET)	SPECIAL NOTES	WEIGHT (LBS)	LIST PRICE
C600 Folding Chair 	C600WWH/WH	White / White	ISP	7.1	\$85
	C600BLK/BL	Black / Black	QSP		
	C600BRW/NE	Brown / Neutral	ISP		
	C600BNE/NE	Bone / Neutral	ISP		
	C600BRW/BZ	Brown / Bronze	CH		
	C600SBL/GR	Slate Blue / Gray	CH		
	C600MGR/GR	Medium Gray / Gray	CH		
	C600CWH/WH	Classic White / White	CH, min		
	C600WWH/CH	White / Chrome	CH, FSB		\$105
C600BLK/CH	Black / Chrome	CH, FSB			
C600 Extra Parts					
C600 Chair Backs (QTY 10)	C600-BACK	Specify Color			\$185
C600 Chair Feet (QTY 100)	C600-CAPS	Specify Color			\$175
C600 Ganging Clip (QTY 50)	C600-CLIP				\$360

QSP (Quick Ship Program) - Ships within 3 business days. Standard C600 Model only in Black.

ISP (In-Stock Program) - Ships within 12 business days.

CH - Check availability; limited quantities.

FSB - Feet color same as seat & back color

min - Minimum order quantity 300

LECTERNS



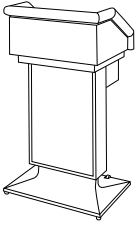
Solid Hardwood Lecterns - Executive Series

FEATURES

- Floor lecterns crafted entirely of solid hardwood
- Each unit is hand finished to highlight the natural beauty of the wood
- Casters standard on floor and modular models
- Lecterns can be built-to-order with options below

FINISH

Executive available in Natural Oak (O), Dark Oak (K), Walnut (W), Natural Cherry (Y), Black (BL) or Dark Cherry (DKCH).

STYLE	MODEL NUMBER	DESCRIPTION	SPECIAL NOTES	SIZE (W" x D" x H")	WEIGHT (LBS)	LIST PRICE
EXECUTIVE Floor Model 	SCS-LE1O-C	Natural Oak		27.25 x 24.5 x 49	170	\$14,655
	SCS-LE1K-C	Dark Oak		27.25 x 24.5 x 49	170	\$14,655
	SCS-LE1W-C	Walnut		27.25 x 24.5 x 49	170	\$14,655
	SCS-LE1Y-C	Natural Cherry		27.25 x 24.5 x 49	170	\$14,655
	SCS-LE1B-C	Black		27.25 x 24.5 x 49	170	\$14,655
	SCS-LE1R-C	Dark Cherry		27.25 x 24.5 x 49	170	\$14,655
	SCS-COVLE	Cover				\$1,275
	SCS-ESO	Front Replacement - Natural Oak				\$765
	SCS-ESK	Front Replacement - Dark Oak				\$765
	SCS-ESW	Front Replacement - Walnut				\$765
	SCS-ESY	Front Replacement - Natural Cherry				\$765
	SCS-ESB	Front Replacement - Black				\$765
	SCS-ESR	Front Replacement - Dark Cherry				\$765
	SCS-HA	Electric Height Adjustment				\$6,385
	EXECUTIVE Table Model	SCS-TE1O	Natural Oak		27.25 x 24.5 x 20.5	75
SCS-TE1K		Dark Oak		27.25 x 24.5 x 20.5	75	\$11,770
SCS-TE1W		Walnut		27.25 x 24.5 x 20.5	75	\$11,770
SCS-TE1Y		Natural Cherry		27.25 x 24.5 x 20.5	75	\$11,770
SCS-TE1B		Black		27.25 x 24.5 x 20.5	75	\$11,770
SCS-TE1R		Dark Cherry		27.25 x 24.5 x 20.5	75	\$11,770
Options	SCS-MK20	Low Impedance Unidirectional Dynamic Mic				\$835
	SCS-GS	Gooseneck Mic Arm Only	inst			\$625
	SCS-GSM	Gooseneck Mic Arm With Mic	inst			\$1,660
	SCS-TMR	Digital Clock/Timer				\$1,255
	SCS-WLOGO	Laser Etched Wood Logo				\$1,600
	SCS-LOGO	6" X 18" Satin Brass Logo With Black Lettering				\$765
	SCS-RL	Reading Light				\$595

inst - Factory installed

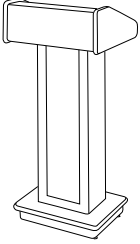
Solid Hardwood Lecterns - Silhouette Series

FEATURES

- Floor lecterns crafted entirely of solid hardwood
- Each unit is hand finished to highlight the natural beauty of the wood
- Casters standard on floor and modular models
- Lecterns can be built-to-order with options below

FINISH

Silhouette available in Natural Oak (NTOA), Dark Oak (DKOA), Walnut (WN), Natural Cherry (NTCH), Dark Cherry (DKCH), Natural Sapele (NTSP), Dark Sapele (DKSP), Black (BL), or Natural Maple (NTMA).

STYLE	MODEL NUMBER	DESCRIPTION	SPECIAL NOTES	SIZE (W" x D" x H")	WEIGHT (LBS)	LIST PRICE	
SILHOUETTE Floor Model 	SCS-LCO	Natural Oak		22 x 21 x 47	75	\$6,790	
	SCS-LCK	Dark Oak		22 x 21 x 47	75	\$6,790	
	SCS-LCW	Walnut		22 x 21 x 47	75	\$6,320	
	SCS-LCY	Natural Cherry		22 x 21 x 47	75	\$6,320	
	SCS-LCR	Dark Cherry		22 x 21 x 47	75	\$6,320	
	SCS-LCM	Natural Sapele		22 x 21 x 47	75	\$6,320	
	SCS-LCA	Dark Sapele		22 x 21 x 47	75	\$6,790	
	SCS-LCB	Black		22 x 21 x 47	75	\$6,790	
	SCS-LCX	Natural Maple		22 x 21 x 47	75	\$6,320	
	SCS-COVLC	Cover					\$1,255
	SCS-CSO	Front Replacement - Natural Oak					\$485
	SCS-CSK	Front Replacement - Dark Oak					\$485
	SCS-CSW	Front Replacement - Walnut					\$485
	SCS-CSY	Front Replacement - Natural Cherry					\$485
	SCS-CSR	Front Replacement - Dark Cherry					\$485
	SCS-CSM	Front Replacement - Natural Sapele					\$485
	SCS-CSA	Front Replacement - Dark Sapele					\$485
	SCS-CSB	Front Replacement - Black					\$485
	SCS-CSX	Front Replacement - Natural Maple					\$485
	SILHOUETTE Table Model	SCS-TCO	Natural Oak		22 x 21 x 17	40	\$4,640
		SCS-TCK	Dark Oak		22 x 21 x 17	40	\$4,640
SCS-TCW		Walnut		22 x 21 x 17	40	\$4,640	
SCS-TCY		Natural Cherry		22 x 21 x 17	40	\$4,640	
SCS-TCR		Dark Cherry		22 x 21 x 17	40	\$4,640	
SCS-TCM		Natural Sapele		22 x 21 x 17	40	\$4,640	
SCS-TCA		Dark Sapele		22 x 21 x 17	40	\$4,640	
SCS-TCB		Black		22 x 21 x 17	40	\$4,640	
SCS-TCX		Natural Maple		22 x 21 x 17	40	\$4,640	
SCS-COVTC		Cover					\$1,255

Solid Hardwood Lecterns - Silhouette Series

FEATURES

- Floor lecterns crafted entirely of solid hardwood
- Each unit is hand finished to highlight the natural beauty of the wood
- Casters standard on floor and modular models
- Lecterns can be built-to-order with options below

FINISH

Silhouette available in Natural Oak (NTOA), Dark Oak (DKOA), Walnut (WN), Natural Cherry (NTCH), Dark Cherry (DKCH), Natural Sapele (NTSP), Dark Sapele (DKSP), Black (BL), or Natural Maple (NTMA).

STYLE	MODEL NUMBER	DESCRIPTION	SPECIAL NOTES	SIZE (W" x D" x H")	WEIGHT (LBS)	LIST PRICE
SILHOUETTE Modular Model	SCS-TCFLSO	Natural Oak		22 x 21 x 47	110	\$9,570
	SCS-TCFLSK	Dark Oak		22 x 21 x 47	110	\$9,570
	SCS-TCFLSW	Walnut		22 x 21 x 47	110	\$9,570
	SCS-TCFLSY	Natural Cherry		22 x 21 x 47	110	\$9,570
	SCS-TCFLSR	Dark Cherry		22 x 21 x 47	110	\$9,570
	SCS-TCFLSM	Natural Sapele		22 x 21 x 47	110	\$9,570
	SCS-TCFLSA	Dark Sapele		22 x 21 x 47	110	\$9,570
	SCS-TCFLSB	Black		22 x 21 x 47	110	\$9,570
	SCS-TCFLSX	Natural Maple		22 x 21 x 47	110	\$9,570
	SCS-COVLC	Cover				\$1,255
Options	SCS-PC	Solid state amplifier, speakers, and goose-neck mic for SCS-LC, SCS-TC, and SCS-TCFLS	inst			\$3,475
	SCS-EWTU-L	Lavalier Wireless Mic System for SCS-PL, SCS-PC, SCS-PE	opt			\$4,165
	SCS-EWTU-H	Handheld Wireless Mic System for SCS-PL, SCS-PC, SCS-PE	opt			\$4,165
	SCS-MK20	Low Impedance Unidirectional Dynamic Mic				\$835
	SCS-GS	Gooseneck Mic Arm Only	inst			\$625
	SCS-GSM	Gooseneck Mic Arm With Mic	inst			\$1,660
	SCS-TMR	Digital Clock/Timer				\$1,255
	SCS-WLOGO	Laser Etched Wood Logo				\$1,600
	SCS-LOGO	6" X 18" Satin Brass Logo With Black Lettering				\$765
	SCS-RL	Reading Light				\$595

inst - Factory installed

opt - SCS-PE must be purchased to use the SCS-EWTU-L or SCS-EWTU-H options.

Wood Veneered, Laminated and Carpeted Lecterns

FEATURES

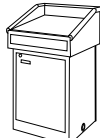
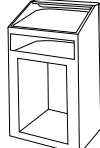
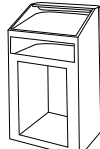
- A variety of designs and finishes to fit almost any application
- Casters Standard on all models
- Lecterns can be built-to-order with options below

VENEER

Choice of Natural Oak (NTOA), Dark Oak (DKOA), Walnut (WN), Natural Cherry (NTCH), Dark Cherry (DSFL), Natural Sapele (NTSP), Dark Sapele (DKSP), Natural Maple (NTMA), Black Painted Oak (BLPO), or Dark Cherry Stained Oak (CRIC)

LAMINATE OPTIONS See standard laminate options on pages 23-24.

CARPET Choice of Charcoal Gray or Onyx Black

STYLE	MODEL NUMBER	DESCRIPTION	SPECIAL NOTES	SIZE (W" x D" x H")	WGHT (LBS)	LIST PRICE
 MAGNUS	SCS-LT3	Wood Veneer Floor Lectern		29.25 x 27.75 x 48.5	225	\$13,060
	SCS-COVL3	Cover				\$1,450
 RADIUS	SCS-RCV27	27" Wide Veneered Lectern		27 x 24 x 47	145	\$8,615
	SCS-RCL27	27" Wide Laminate Lectern		27 x 24 x 47	145	\$9,660
	SCS-RCC27	27" Wide Carpeted Lectern		27 x 24 x 47	145	\$6,320
	SCS-RCV36	36" Wide Veneered Lectern		36 x 24 x 47	200	\$10,555
	SCS-RCL36	36" Wide Laminate Lectern		36 x 24 x 47	200	\$11,180
	SCS-RCC36	36" Wide Carpeted Lectern		36 x 24 x 47	200	\$7,435
 ESSENTIAL	SCS-SCV27	27" Wide Veneered Lectern		27 x 24 x 47	90	\$7,985
	SCS-SCL27	27" Wide Laminate Lectern		27 x 24 x 47	90	\$8,750
	SCS-SCC27	27" Wide Carpeted Lectern		27 x 24 x 47	90	\$5,840
	SCS-SCV36	36" Wide Veneered Lectern		36 x 24 x 47	135	\$10,205
	SCS-SCL36	36" Wide Laminate Lectern		36 x 24 x 47	135	\$11,665
	SCS-SCC36	36" Wide Carpeted Lectern		36 x 24 x 47	135	\$7,080
Options	SCS-COV27R	Cover for 27 Inch Lecterns				\$1,390
	SCS-COV36R	Cover for 36 Inch Lecterns				\$1,450
	SCS-PE	Solid state amplifier, speakers, and goose-neck mic for SCS-LE1, SCS-LT3, and SCS-RC	inst			\$6,245
	SCS-PL	Solid state amplifier, speakers, and goose-neck mic for SCS-SC and SCS-CFL				\$3,295
	SCS-EWTU-L	Lavalier Wireless Mic System for SCS-PL, SCS-PC, SCS-PE				\$4,165
	SCS-EWTU-H	Handheld Wireless Mic System for SCS-PL, SCS-PC, SCS-PE				\$4,165
	SCS-MK20	Low Impedance Unidirectional Dynamic Mic				\$835
	SCS-RL	Reading Light				\$595

inst - Factory installed

Wood Veneered, Laminated and Carpeted Lecterns

STYLE	MODEL NUMBER	DESCRIPTION	SPECIAL NOTES	LIST PRICE
Options Continued	SCS-GS	Gooseneck Mic Arm Only	inst	\$625
	SCS-GSM	Gooseneck Mic Arm With Mic	inst	\$1,660
	SCS-TMR	Digital Clock/Timer		\$1,255
	SCS-LCDMNT	Adjustable LCD Montior Mount		\$975
	SCS-EAMNT	Adjustable Extension Arm Montior Mount		\$1,800
	SCS-CCB	Cable Storage Well With Lid		\$625
	SCS-CPO	Cable Port Outlet		\$140
	SCS-DPLX	Duplex Outlet (specify location)		\$555
	SCS-EHD-RCSC	Euro-Hinged Doors with Lock		\$765
	SCS-PLDR	Acrylic Doors with Lock		\$2,430
	SCS-CCO	Custom Cut Out		\$345
	SCS-RM15	15 Space Rack Mount. SCS-RC Series and SCS-LT3 Only		\$975
	SCS-RKB13	13 Space Rack Box. SCS-SC Series Only		\$835
	SCS-SHLF	Adjustable Shelf with Standards		\$555
	SCS-SHLFA	Shelf Only		\$280
	SCS-KD	Keyboard Drawer with Lock (Standard Location in Center)		\$1,045
	SCS-PSD	Pullout Storage Drawer		\$1,460
	SCS-FDCS-RCSC	Folding Document Camera Shelf		\$1,180
	SCS-WSFDS	Folding Document Camera Shelf with Wooden Support Brace		\$1,390
	SCS-LPTFDS	Folding Laptop Shelf		\$1,180
	SCS-PSLF	Pullout Side Shelf (SCS-LT3 Only)		\$1,390
	SCS-LL18	18" Littlite® with Dimmer		\$555
	SCS-WD	Wiring Duct		\$280
	SCS-RFP	Removable Front Access Panel. SCS-RC Series Only		\$555
	SCS-CSU	Custom Stain Upcharge (Customer to Supply Sample)		\$1,460
	SCS-BCLK	Black Lock		\$50
	SCS-CBLK	Combination Lock		\$175
	SCS-WLOGO	Laser Etched Wood Logo		\$1,600
	SCS-LOGO	6" X 18" Satin Brass Logo With Black Lettering		\$765

inst - Factory installed

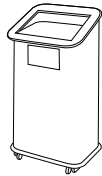
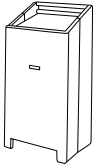
Carpeted Lecterns

FEATURES

- Economy lecterns covered in scuff and stain resistant carpet
- Casters standard on SCS-CFL
- Casters standard on SCS-CML
- Lecterns can be built-to-order with options below

CARPET

Choice of Gunmetal Gray, Charcoal Gray or Onyx Black

STYLE	MODEL NUMBER	DESCRIPTION	SPECIAL NOTES	SIZE (W" x D" x H")	WEIGHT (LBS)	LIST PRICE
Spectrum™ Floor Model 	SCS-CFLB	Black Trim		26.5 x 24 x 48	70	\$3,995
	SCS-CFLO	Natural Oak Trim		26.5 x 24 x 48	70	\$3,995
	SCS-CFLW	Walnut Trim		26.5 x 24 x 48	70	\$3,995
	SCS-COVCL	Cover				\$1,380
	SCS-PL	Solid state amplifier, speakers, and goose-neck mic for SCS-SC and SCS-CFL				\$3,295
	SCS-EWTU-L	Lavalier Wireless Mic System for SCS-PL, SCS-PC, SCS-PE	PE			\$4,165
	SCS-EWTU-H	Handheld Wireless Mic System for SCS-PL, SCS-PC, SCS-PE	PE			\$4,165
	SCS-GS	Gooseneck Mic Arm Only	inst			\$625
	SCS-GSM	Gooseneck Mic Arm With Mic	inst			\$1,660
	SCS-TMR	Digital Clock/Timer				\$1,255
	SCS-RM10-CFL	10 Space Rack Mount For SCS-CFL				\$840
	SCS-FDCS-CFL	Folding Accessory Shelf, 16"W X 12" D, for SCS-CFL				\$1,330
Spectrum™ Table Model	SCS-CTLB	Black Trim				\$3,475
	SCS-CTLO	Natural Oak Trim				\$3,475
	SCS-CTLW	Walnut Trim				\$3,475
Spectrum™ Modular Model	SCS-CMLB	Black Trim				\$4,865
	SCS-CMLO	Natural Oak Trim				\$4,865
	SCS-CMLW	Walnut Trim				\$4,865
	SCS-COVCT	Cover				\$925
New Dimensions™ Folding Lectern 	SCS-FFL	Folding Floor Lectern		24 x 17.75 x 48.25	36	\$3,335
	SCS-RLF	Reading Light for SCS-FFL, Installed				\$665
	SCS-MA4	Telescopic Mic Arm For SCS-FFL				\$525

inst - Factory installed

PE - SCS-PE must be purchased to use the SCS-EWTU-L or SCS-EWTU-H options.

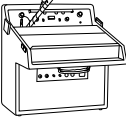
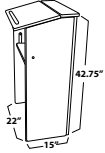
Lecternette & Portable Folding Lectern

Lecternette® FEATURES

- Amplified, portable sound-reinforcement lecterns
- Carpet choice of Charcoal Gray or Onyx Black

Portable Folding Lectern FEATURES

- Also works as a hostess station
- High-pressure laminate surface (see pages 23-24 for standard laminate options)

STYLE	MODEL NUMBER	DESCRIPTION	SIZE (W" x D" x H")	WGHT (LBS)	LIST PRICE
 Options	SCS-R600	Rental Lecternette®	18.75 x 10.25 x 20	33	\$5,405
	SCS-TR45	Tripod Stands for SCS-AO6C and SCS-R06 (pair)			\$930
	SCS-RS6	Carpeted Folding Stand for SCS-R600			\$1,330
	SCS-R06	Carpeted Add On® Speaker Set (Pair) For SCS-R600			\$1,870
	PFL	Portable Folding Lectern	15 x 22 x 42.75	66	\$1,445

SOLID HARDWOOD LECTERNS

*Executive™ | Silhouette™ (AVAILABLE IN ALL COLORS)



*BLACK (BL) *DARK CHERRY (DKCH) DARK SAPELE (DKSP) *DARK OAK (DKOA) *NATURAL CHERRY (NTCH) NATURAL SAPELE (NTSP) NATURAL MAPLE (NTMA) *NATURAL OAK (NTOA) *WALNUT (WN)

LAMINATE AND VENEER LECTERNS

Magnus™ | Radius™ | Essential™



BLACK PAINTED OAK (BLPO) DARK CHERRY (DSFL) DARK CHERRY STAINED OAK (CRIC) DARK SAPELE (DKSP) DARK OAK (DKOA) NATURAL CHERRY (NTCH) NATURAL SAPELE (NTSP) NATURAL MAPLE (NTMA) NATURAL OAK (NTOA) WALNUT (WN)


CARPET COLOR

Radius™, Essential™, Spectrum™, New Dimensions™



CHARCOAL GRAY (CCGR) ONYX BLACK (ONBL)

TRIM COLOR Spectrum™



ONYX (ON)

Table & Chair Replacement Parts

FEATURES

- Gravity-Lock Table Legs: Includes the legs for one table, plus hardware & end caps.
- Cafe Table Parts: Includes items for our cafe style tables.

ORDER QUANTITY

- Varies by item; please see below and contact us if you have any questions (1.800.762.0415).

STYLE	MODEL NUMBER	DESCRIPTION	SIZE (W" x D" x H")	WEIGHT (LBS)	LIST PRICE
Gravity-Lock Table Legs	335-060	30" Wide Plywood Table/"Wishbone" - Gravity Lock	1 x 30 x 29.25	12.12	\$245
	335-104	30" Wide Plywood Table Adjustable (23"-35")	1 x 24 x 22.25	14.64	\$355
	335-111	30" Wide Plywood Children's Adjustable (21.5"-33.5")	1 x 24 x 20.75	14.68	\$350
	335-060B	30" Wide Plywood Table/ "Wishbone" - Gravity Lock Black Leg	1 x 30 x 29.25	12.96	\$245
	335-069	5' dia. Round Plywood Table/"Wishbone" - Gravity Lock	1 x 30 x 29.25	15.64	\$430
	335-110-BM	5' dia. Round Plywood Table (Non-Sequential)	n/a		\$370
	335-070	6' dia. Round Plywood Table/"Wishbone" - Gravity Lock	1 x 36 x 29.25	16.42	\$440
	335-071	18" Wide Plywood Table/"H" Type - Gravity Lock	1 x 13 x 29.25	11.76	\$240
	335-006	24" Wide Plywood Table/"Narrow Wishbone" - Gravity Lock	1 x 18 x 29.25	11.00	\$260
Cafe Table Parts	225-289	Adjustable Height Chrome-Plated Cafe Column	1.75 dia x 27.25	3.94	\$180
	225-282	17.25" Chrome-Plated Column (20" high table)	1.75 dia x 17.25	1.58	\$40
	225-272	27.25" Chrome-Plated Column (30" high table)	1.75 dia x 27.25	2.40	\$65
	225-273	39.125" Chrome-Plated Column (42" high table)	1.75 dia x 39.125	3.42	\$85
	225-272-BL	27.25" Black Column (30" high table)	1.75 dia x 27.25	2.40	\$85
	225-273-BL	39.125" Black Column (42" high table)	1.75 dia x 39.125	3.42	\$100
	225-282-IC-C	17.25" Chrome-Plated IC Column (20" high table)	1.75 dia x 17.25	n/a	\$85
	225-272-IC-C	27.25" Chrome-Plated IC Column (30" high table)	1.75 dia x 27.25	n/a	\$125
	225-273-IC-C	39.125" Chrome-Plated IC Column (42" high table)	1.75 dia x 39.125	n/a	\$140
	225-272-IC-B	27.25" Black IC Column (30" high table)	1.75 dia x 27.25	n/a	\$140
	225-273-IC-B	39.125" Black IC Column (42" high table)	1.75 dia x 39.125	n/a	\$155
	225-275	24" Dia. Brushed Silver X-Base (24" & 30" dia.)	19.8 x 19.8 x 3.625	2.24	\$170
	225-276	28" Dia. Brushed Silver X-Base (36" dia.)	17.7 x 17.7 x 3.625	3.46	\$190
	225-275-BL	24" Dia. Black X-Base (24" & 30" dia.)	19.8 x 19.8 x 3.625	2.24	\$190
	225-276-BL	28" Dia. Black X-Base (36" dia.)	17.7 x 17.7 x 3.625	3.46	\$230
	225-293-PD-57	20" Trumpet Base - Black (24" & 30" dia)	20 x 20 x 4.75	4.8	\$245
	225-293-PD-56	20" Trumpet Base - Polished Chrome (24" & 30" dia)	20 x 20 x 4.75	4.8	\$275
	225-293-PD-59	23" Trumpet Base - Black (36" dia.)	23 x 23 x 4.75	7.8	\$275
	225-293-PD-58	23" Trumpet Base - Polished Chrome (36" dia.)	23 x 23 x 4.75	7.8	\$335
	225-293-PD-57-W	20" Weighted Trumpet Base - Black (24" & 30" dia)	20 x 20 x 4.75	27	\$560
	225-293-PD-56-W	20" Weighted Trumpet Base - Polished Chrome (24" & 30" dia)	20 x 20 x 4.75	27	\$590
	225-293-PD-59-W	23" Weighted Trumpet Base - Black (36" dia.)	23 x 23 x 4.75	30	\$590
	225-293-PD-58-W	23" Weighted Trumpet Base - Polished Chrome (36" dia.)	23 x 23 x 4.75	30	\$650
	225-271	Aluminum K-Plate (coupling under table for column)	2.5 x 8 x 8	0.30	\$50
	225-274	Replacement feet - black plastic glides (50/bag)	1.5 x 6 x 6	0.36	\$320
	225-290	Replacement feet - steel glides (50/bag)	1.5 x 6 x 6	1.28	\$160

Table & Chair Replacement Parts

FEATURES

- Table Tops: Includes top of table only, with Aluminum Edge (no runners or legs)
- Table Runners: For 200 Series Plywood Tables
- Misc Table Parts: Roll pins, end caps, bolts, feet, casters
- Misc Chair Parts: Seat pads, feet, ganging clips

ORDER QUANTITY

- Varies by item; please see below and contact us if you have any questions (1.800.762.0415).

STYLE	MODEL NUMBER	DESCRIPTION	SIZE (W" x D" x H")	WEIGHT (LBS)	LIST PRICE
Table Tops	THO3096	8' x 30"	30 x 96 x 0.625	24.00	\$625
	THO3072	6' x 30"	30 x 72 x 0.625	18.00	\$570
	HOTRD24DI	24" dia. Round	24 dia x 0.625	4.80	\$300
	HOTRD30DI	30" dia. Round	30 dia x 0.625	7.50	\$330
	HOTRD36DI	36" dia. Round	36 dia x 0.625	10.80	\$395
	HOTRD48DI	48" dia. Round	48 dia x 0.625	19.20	\$440
	HOTRD60DI	60" dia. Round	60 dia x 0.625	42.00	\$520
	HOTRD72DI	72" dia. Round	72 dia x 0.75	64.80	\$1,070
Table Runners (200 Series)	340-300	8 ft. Banquet	0.9375 x 1.625 x 93	7.40	\$40
	340-305	6 ft. Banquet	0.9375 x 1.625 x 72	5.44	\$40
	340-330	3 ft. dia. Round	0.9375 x 2.5 x 13	1.28	\$15
	340-320	4 ft. dia. Round	0.9375 x 2.5 x 35	3.76	\$20
	340-315	5 ft. dia. Round	0.9375 x 2.5 x 46	4.80	\$30
	340-310	6 ft. dia. Round	0.9375 x 2.5 x 54	5.68	\$35
Misc Table Parts	225-130	Roll pins (100/box)			\$15
	225-090	Table leg end caps (100/box)			\$85
	225-100	Runner bolts (100/box)	2-3/16"		\$35
	225-095	Leg bolts (100/box)	1-1/4"		\$20
	225-105	Round Runner bolts (100/box)	3-3/6"		\$35
	225-120	Nuts for Table Bolts (100/box)			\$15
	335-SQFEET	Premiere Series Leg Feet (50/box)			\$155
235-101	Locking Knobs for Bar Legs (1 each)			\$15	
Misc Chair Parts	C450-SNAPWH	Classic Event WHITE Seat Pad (25/box)	14 x 13 x 1		\$925
	C450-SNAPBL	Classic Event BLACK Seat Pad (25/box)	14 x 13 x 1		\$925
	C600-BACK	C600 Chair Backs (10/bag)			\$135
	C600-CAPS	C600 Chair Feet (100/bag)			\$125
	C600-CLIP	C600 Ganging Clip (50/bag)			\$260
	PC-P-BL-BK	PC500 Perforated Chair Back (QTY 1)			\$40
	PC-PAD-SEAT-V39820	PC501 Padded Seat (QTY 1)			\$90
	PC-FEET	PC500/501 Translucent Feet (QTY 1)			\$3
	PC-SPACER-SHORT	PC501 Replacement Short Spacer (QTY 1)			\$3
	PC-SPACER-LONG	PC501 Replacement Long Spacer (QTY 1)			\$7

PS Furniture Warranty

PS Furniture warrants that its products shall be free from defects in original material and workmanship for a specific period of time (see table below) from the original ship date. This warranty shall not apply to normal wear and tear or in the event products are damaged as a result of misuse, abuse, vandalism, neglect, accident, improper application and modification or repair by persons not authorized by PS Furniture. The warranty will not apply to product components (i.e. fabric, electrical, etc.) if the number of years exceeds that in which our suppliers offer for warranty. PS Furniture reserves the right, at its' discretion, to repair or replace any defects. Any repair or replacement must be approved in advance by PS Furniture before any action is taken. Regardless of when notified, changes or cancellation are not binding upon PS Furniture until PS Furniture issues a written acknowledgement of the change or cancellation. Under no circumstances will changes or cancellations be accepted on any custom fabric, special order or custom product orders. There are no implied warranties of fitness or merchantability, and there are no other express warranties beyond the warranties expressed here.

PRODUCT	YEARS UNDER WARRANTY
TABLES	
REVOLUTION SHIELD® FLIP-TOP TABLES WITH AMULET™ BALLISTIC BARRIER*	10
REVOLUTION® TABLES & PACKAGES	10
MAXX-IC™ TABLES & PACKAGES	10
ACACIA COLLECTION™ TABLES	10
ROLLERS™ / LAMINATE TOP (PLYWOOD CORE) / MAXX EDGE® MOBILE BUFFET TABLES	10
ABS / POLYLITE® / RESILIENT® PREMIUM TABLES	10
SCISSOR TABLE™ (mechanism)	5
PLYWOOD CORE TABLES	5
PERFORMANCE LAMINATE	1
SEATING	
SIGNATURE SERIES™ SEATING LINE / NIMA™ / ACTON®	see next page
PREMIERCOMFORT® SLED STACKING CHAIRS (PC500/PC501/PC401)	10
CLASSIC EVENT CHAIRS (C440/C450)	5
EVENTXPRESS™ CHAIRS (C600)	5
TRANSPORT CARTS	
ALL TRANSPORT CARTS	10
LECTERNS	
ALL LECTERNS	1
PORTABLE FLOORING	
EVENTXPRESS™ SEAMLESS & EVENTXPRESS™ ACRYLIC PORTABLE DANCE FLOOR	5
DANCE FLOOR TRIM & PARTS	1
GROOVE SEMI-PERMANENT OUTDOOR FLOORING	1
RENTAL	
ALL PRODUCTS SOLD FOR RENTAL USE	1

*REVOLUTION SHIELD® FLIP-TOP TABLES WITH AMULET™ BALLISTIC BARRIER is patent-pending. See page 6-7 for more information on liability for this product and visit our website.

Acton® / NIMA™ / Signature Series™ Warranty Information

The following warranty applies to the original purchaser of PS Furniture products sold in North America. Products shall be free from defect in material workmanship and specification, under conditions of normal use* and maintenance, for a period of one year (labor and materials). An extended warranty (for replacement of materials only) applies to the products noted below, for the applicable warranty period specified below. If such a defect causes failure of the product or a portion of the product, PS Furniture at its option and in its sole discretion will either repair or replace the defective product.

- 10 YEARS:
- Pneumatic cylinders for Office seating
 - Office Seating structural components
 - Acton / NIMA / Signature chairs used in Office, Educational and Healthcare environments
 - Component parts of operating mechanisms used in Office and Educational Seating
 - Casters for Office Seating
- 3 YEARS:
- Fabrics**, wood, laminates and other surface finishes
- 1 YEAR:
- Fabrics on Auditorium, Stadium, Arena, and Amusement applications
 - Acton / NIMA / Signature chairs used in Auditorium, Stadium, Arena or Amusement environments
 - Custom design, non-catalog, and specialmade products
 - Component parts of operating mechanisms used in Auditorium, Stadium, or Amusement

ENVIRONMENTS:

This warranty is the original purchaser's exclusive remedy for product defect and does not apply to:

- In-transit damage caused by a carrier
- Products altered or modified by the user
- User attached accessories
- Products not installed in accordance with PS Furniture installation/application instructions
- Customers own material and leather
- Natural variations occurring in wood and leather shall not be considered defects, and PS

Furniture does not guarantee the color fastness or matching of the colors, grains or textures of such materials.

*Normal use refers to single shift, commercial use for a standard 40 hour work week.

** 3 year fabric warranty on all applications other than Auditorium, Stadium, Arena, and Amusement

THERE ARE NO OTHER WARRANTIES EXCEPT AS EXPRESSLY STATED ABOVE WHETHER EXPRESSED OR IMPLIED INCLUDING BUT NOT LIMITED TO ANY WARRANTY OF MERCHANTABILITY OR FITNESS FOR ANY PARTICULAR PURPOSE. PS FURNITURE SHALL NOT BE LIABLE FOR CONSEQUENTIAL OR INCIDENTAL DAMAGE ARISING FROM ANY PRODUCT DEFECT.



psfurniture

1.800.762.0415 | psfurniture.com

