



2023 - 24

# RECORD BOOK

**PENN STATE MEN'S BASKETBALL**



# TABLE OF CONTENTS

TEAM INFO	
Quick Facts	2
Roster	3
Schedule	4

HISTORY	
Notable Victories	5
Former Coaches Profiles	9
All-Time Assistant Coaches	13
All-Time Great Players	14
NBA History	24
Individual Honors	25
Team Awards	29
All-Time Lettermen	31
NCAA Tournament History	35
NIT History	40
Big Ten Tournament History	46

RECORDS	
Arena History	50
Attendance Records	50
BJC Records	51
Individual Records	52
Team Records	55
PSU Records in Big Ten Games	56
Opponent Records	57
Scoring Records	58
Multi-Faceted Achievements	59
Individual 30-Point Games	62

1,000-Point Scorers	65
Field Goal Records	68
3-Point Field Goal Records	69
Free Throw Records	70
Rebound Records	71
Assist Records	72
Blocks Records	73
Steals Records	74
Double-Double Games	75
Annual Leaders	81
Offensive Season Bests	84
Defensive Season Bests	86
Last Time vs. AP Top 25	88
PSU Wins vs. AP Top 25	89
vs. Ranked Teams by Ranking	90
PSU as a Ranked Team	93
Annual Record vs. AP Top 25	94
Win & Loss Margins	95
100-Point Games	96
Big Ten-Era Comeback Wins	97
Records vs. Conferences	98
Series Records	101
Series Game-by-Game	103
Yearly Team Records	123
Yearly Team Statistics	126
Yearly Big Ten Team Statistics	128
In-Season Tournaments	130
All-Time Results	133

2022-23 REVIEW	
Season / Big Ten Statistics	158
Results/Game Leaders/Stats	160
Box Scores & Recaps	163

The 2023-24 Penn State men's basketball record book is prepared to assist the media in its coverage of the Nittany Lions with information posted on the official website at GoPSUsports.com.

For additional information, the media may contact the Penn State Athletics Strategic Communications Office, by telephone 814-865-1757. Members of the staff also may be reached by email or via cell phone.

## CREDITS

### Content

Penn State Athletics Strategic Communications  
Chelsea Vielhauer, all former MBB SIDs and strategic communications student assistants

### Cover Design

Sarah Yermalovich

### Photography

Mark Selders, Penn State Campus Photography,  
image of Tony Carr at 2018 NBA Draft by Jennifer Pottheiser/Getty Images/NBAE

# 2023-24 PENN STATE QUICK FACTS

## THE UNIVERSITY

<b>Name</b>	The Pennsylvania State University
<b>Location</b>	University Park, Pa. 16802
<b>Founded</b>	1855
<b>Enrollment</b>	48,197 (UP overall)
<b>Nickname</b>	Nittany Lions
<b>Colors</b>	Blue & White
<b>Conference</b>	Big Ten Conference
<b>Division</b>	NCAA Division I
<b>Home Court (capacity):</b>	Bryce Jordan Center (15,261)
<b>President</b>	Dr. Neeli Bendapudi
<b>Vice President For Intercollegiate Athletics</b>	Dr. Patrick Kraft

**Deputy Athletic Director/**

**Sport Administrator** Adam Miller

**Ticket Office Phone** 1-800-NITTANY

## BASKETBALL HISTORY

<b>First Year of Basketball:</b>	1897
<b>No. of Seasons</b>	127 (128th in 2023-24)
<b>All-Time Record</b>	1,545 - 1,242
<b>Big Ten Record</b>	183-364 (31st Season)
<b>Record In BJC</b>	279-159 (28th Season)
<b>NCAA Tourney Years (Record)</b>	10 (10-12); Last: 2023
<b>NIT Years (Record)</b>	11 (27-9); Last: 2018 Champs
<b>CBI Years (Record)</b>	1 (1-1); Last: 2014

## COACHING STAFF

<b>Head Coach</b>	Mike Rhoades
Alma Mater	Lebanon Valley College (Pa.), 1995
Overall Record (yrs)	373-189 (19)
Record at Penn State (yrs)	0-0 (first season)
<b>Associate Head Coach</b>	Jamal Brunt (Randolph-Macon '03)
<b>Assistant Coach</b>	Brent Scott (Rice '03)
<b>Assistant Coach</b>	Jimmy Martelli (Dickinson '05)
<b>Assistant to the Head Coach</b>	Joe Crispin (Penn State '01)
<b>Chief of Staff</b>	Tiana Myers Rich (George Washington '12)
<b>Director of Player Development</b>	Clay Conner (Shippensburg '18)
<b>Director of Operations</b>	Pat Dorney (Lebanon Valley Col. '93)
<b>Director of Recruiting</b>	Brandon Rozzell (VCU '11)
<b>Video Coordinator</b>	Jake Szczecina (Misericordia '18)
<b>Strength &amp; Conditioning Coach</b>	Greg Goldin (Canisius '11)
<b>Athletic Trainer</b>	Justin Pomar (Iowa State '14)

## 2023-24 TEAM

<b>Letterwinners Returning/Lost</b>	5/11
<b>Starters Returning/Lost</b>	0/5
<b>Newcomers</b>	10
<b>2022-23</b>	23-14 (H: 13-4; A: 4-7; N: 6-3)
<b>2023 Big Ten Finish</b>	10-10, t-9th
<b>2023 Big Ten Tournament</b>	Championship Game
<b>2023 Postseason</b>	NCAA Tournament Second Round

## STRATEGIC COMMUNICATIONS

**Associate Director Strategic Communications/**

**MBB Primary Contact:** Chelsea Vielhauer

E-Mail [cpv5026@psu.edu](mailto:cpv5026@psu.edu)

Cell 610-937-4035

**Strategic Communications/MBB Secondary Contact**

**Matt Rudisill**

E-Mail / Cell [mpr5529@psu.edu](mailto:mpr5529@psu.edu) / 814-321-8341

**Strategic Communications Office** 814-865-1757

**Bryce Jordan Center Press Row** 814-863-3294

**Twitter** @PennStateMBB

**Website** [GoPSUsports.com](http://GoPSUsports.com)

**Address** 101 D Bryce Jordan Center,  
University Park, PA 16802-7101

# 2023-24 PENN STATE ROSTERS

## NUMERICAL ROSTER

#	NAME	POS.	ELG.	HT.	WT.	HOMETOWN	HIGH SCHOOL/LAST SCHOOL
0	Kanye Clary	G	So.	5-11	195	Virginia Beach, Va.	Massanutten Military Academy
1	Ace Baldwin Jr.	G	Sr.	6-1	190	Baltimore, Md.	St. Frances Academy/VCU
2	D'Marco Dunn	G	Jr.	6-5	195	Tucson, Ariz.	Westover (N.C.)/North Carolina
3	Nick Kern Jr.	G	Jr.	6-6	200	St. Louis, Mo.	Vashon/VCU
4	Puff Johnson	G/F	Sr.	6-8	205	Moon Township, Pa.	Hillcrest Prep (Az.)/North Carolina
5	Jameel Brown	G	So.	6-4	188	Philadelphia, Pa.	Westtown School
6	Bragi Guðmundsson	G	Fr.	6-5	175	Grindavik, Iceland	Sudurnes Comprehensive
11	Leo O'Boyle	F	Gr.	6-7	225	Scranton, Pa.	Scranton Prep/Lafayette
12	Favour Aire	F	So.	6-11	220	Ekpoma, Nigeria	Bishop McNamara (Md.)/Miami (Fla.)
14	Demetrius Lilley	F	So.	6-10	245	Philadelphia, Pa.	Lower Merion
15	Dan Conlan	G	Sr.	6-4	186	Sewickley, Pa.	Quaker Valley/Dickinson
21	RayQuawndis Mitchell	G	Gr.	6-5	195	Blaine, Minn.	Blaine/Kansas City
22	Qudus Wahab	F	Gr.	6-11	245	Lagos, Nigeria	Flint Hill (Va.)/Georgetown
24	Zach Hicks	F	Jr.	6-8	200	Camden, N.J.	Camden Catholic/Temple
33	Andy Christos	G	Sr.	6-5	186	Madison, N.J.	Madison

## ALPHABETICAL ROSTER

#	NAME	POS.	ELG.	HT.	WT.	HOMETOWN	HIGH SCHOOL/LAST SCHOOL
12	Favour Aire	F	So.	6-11	220	Ekpoma, Nigeria	Bishop McNamara (Md.)/Miami (Fla.)
1	Ace Baldwin Jr.	G	Sr.	6-1	190	Baltimore, Md.	St. Frances Academy/VCU
5	Jameel Brown	G	So.	6-4	188	Philadelphia, Pa.	Westtown School
33	Andy Christos	G	Sr.	6-5	186	Madison, N.J.	Madison
0	Kanye Clary	G	So.	5-11	195	Virginia Beach, Va.	Massanutten Military Academy
15	Dan Conlan	G	Sr.	6-4	186	Sewickley, Pa.	Quaker Valley/Dickinson
2	D'Marco Dunn	G	Jr.	6-5	195	Tucson, Ariz.	Westover (N.C.)/North Carolina
6	Bragi Guðmundsson	G	Fr.	6-5	175	Grindavik, Iceland	Sudurnes Comprehensive
24	Zach Hicks	F	Jr.	6-8	200	Camden, N.J.	Camden Catholic/Temple
4	Puff Johnson	G/F	Sr.	6-8	205	Moon Township, Pa.	Hillcrest Prep (Az.)/North Carolina
3	Nick Kern Jr.	G	Jr.	6-6	200	St. Louis, Mo.	Vashon/VCU
14	Demetrius Lilley	F	So.	6-10	245	Philadelphia, Pa.	Lower Merion
21	RayQuawndis Mitchell	G	Gr.	6-5	195	Blaine, Minn.	Blaine/Kansas City
11	Leo O'Boyle	F	Gr.	6-7	225	Scranton, Pa.	Scranton Prep/Lafayette
22	Qudus Wahab	F	Gr.	6-11	245	Lagos, Nigeria	Flint Hill (Va.)/Georgetown

## COACHING STAFF

**Peter & Ann Tombros Endowed Head Coach:** Mike Rhoades, 1st season

**Associate Head Coach:** Jamal Brunt, 1st season

**Assistant Coach:** Brent Scott, 1st season

**Assistant Coach:** Jimmy Martelli, 1st season

**Assistant to the Head Coach:** Joe Crispin, 1st season

**Chief of Staff:** Tiana Myers Rich, 1st season

**Director of Player Development:** Clay Conner, 1st season

**Director of Operations:** Patrick Dorney, 1st season

**Director of Recruiting:** Brandon Rozzell, 1st season

**Video Coordinator:** Jake Szczecina, 1st season

**Strength & Conditioning Coach:** Greg Goldin, 1st season

**Athletic Trainer:** Justin Pomar, 3rd season

## PRONUNCIATIONS

**#0 Kanye Clary** - Clair-ee

**#6 Bragi Guðmundsson** – BRAH-gee

**#12 Favour Aire** - FAY-vurr EYE-ray

**#21 RayQuawndis Mitchell** -Ray-KWAN-dis

**#22 Qudus Wahab** -KWOO-dis Wah-hob

# 2023-24 PENN STATE SCHEDULE

DATE	DAY	OPPONENT	SITE	TIME	TV	LAST MEETING
Nov. 6	MON.	DELAWARE STATE	University Park, Pa.	7 PM	B1G+	W-H, 60-46, 12/29/2022
Nov. 10	THU.	LEHIGH	University Park, Pa.	7:30 PM	B1G+	W-H, 70-56, 11/12/2020
Nov. 14	TUES.	ST. FRANCIS (Pa.)	University Park, Pa.	7 PM	BTN	W-H, 65-58, 11/9/2012
Nov. 17	FRI.	MOREHEAD STATE	University Park, Pa.	7 PM	Peacock	W-H, 63-46, 11/10/2006
Nov. 23	Thu.	& vs. Texas A&M	Kissimmee, Fla.	Noon	ESPN	W-N, 76-59, 3/16/2023
Nov. 24	Fri.	& Second Round	Kissimmee, Fla.	11 AM or 1:30 PM	ESPN2/ESPN+	--
Nov. 26	Sun.	& Final Round	Kissimmee, Fla.	TBD	ESPN Family of Networks	--
Dec. 2	SAT.	BUCKNELL	University Park, Pa.	Noon	BTN	W-H, 98-70; 11/19/2019
Dec. 6	Wed.	* at Maryland	College Park, Md.	7 PM	BTN	W-H, 65-64; 3/5/2023
Dec. 9	SAT	* OHIO STATE	University Park, Pa.	6 PM	BTN	W-A, 75-71; 2/23/2023
Dec. 16	Sat.	^ vs. Georgia Tech	New York, N.Y.	Noon	BTN	W-H, 67-60; 11/29/2016
Dec. 21	THU.	LE MOYNE	University Park, Pa.	7 PM	Peacock	First Meeting
Dec. 29	FRI.	RIDER	University Park, Pa.	2 PM	B1G+	L-H, 70-71; 12/22/2017
Jan. 4	Thu.	* at Michigan State	East Lansing, Mich.	7 PM	Peacock	L-H, 58-67; 12/7/2022
Jan. 7	SUN.	* MICHIGAN	Philadelphia, Pa.-Palestra	Noon	BTN	W-H, 83-61; 1/29/2023
Jan. 10	WED.	* NORTHWESTERN	University Park, Pa.	6:30 PM	BTN	W-N, 67-65 (OT); 3/10/2023
Jan. 13	Sat.	* at Purdue	West Lafayette, Ind.	2:15 PM	BTN	L-N, 65-67; 3/12/2023
Jan. 16	TUE.	* WISCONSIN	University Park, Pa.	9 PM	BTN	L-H; 74-79 (OT); 2/8/2023
Jan. 20	Sat.	* at Ohio State	Columbus, Ohio	Noon	BTN	W-A, 75-71; 2/23/2023
Jan. 27	SAT.	* MINNESOTA	University Park, Pa.	6:30 PM	BTN	W-A, 76-69; 2/18/2023
Jan. 31	Wed.	* at Rutgers	Piscataway, N.J.	8:30 PM	BTN	L-H, 56-59; 2/26/2023
Feb. 3	Sat.	* at Indiana	Bloomington, Ind.	Noon	FS1	W-N, 77-73; 3/11/2023
Feb. 8	THU.	* IOWA	University Park, Pa.	7 PM	BTN	W-H, 83-79; 1/1/2023
Feb. 11	Sun.	* at Northwestern	Evanston, Ill.	1 PM	BTN	W-N, 67-65 (OT); 3/10/2023
Feb. 14	WED.	* MICHIGAN STATE	University Park, Pa.	6:30 PM	BTN	L-H, 58-67; 12/7/2022
Feb. 17	Sat.	* at Nebraska	Lincoln, Neb.	Noon	BTN	L-A, 63-72; 2/5/2023
Feb. 21	WED.	* ILLINOIS	University Park, Pa. - Rec Hall	6:30 PM	BTN	W-N, 79-76; 3/9/2023
Feb. 24	SAT.	* INDIANA	University Park, Pa.	Noon	BTN	W-N, 77-73; 3/11/2023
Feb. 27	Tue.	* at Iowa	Iowa City, Iowa	9 PM	BTN	W-H, 83-79; 1/1/2023
March 2	Sat.	* at Minnesota	Minneapolis, Minn.	3:15 PM	BTN	W-A, 76-69; 2/18/2023
March 10	SUN.	* MARYLAND	University Park, Pa.	7:30 PM	BTN	W-H, 65-64; 3/5/2023

## 2024 BIG TEN CONFERENCE TOURNAMENT

March 13-17 Target Center Minneapolis, Minn. BTN/CBS

*Dates and times are subject to change. Check goPSUsports.com for the most up-to-date tip times.  
All times listed are Eastern. HOME GAMES are played at the Bryce Jordan Center and indicated in ALL CAPS.  
& - ESPN Events Invitational (State Farm Field House - Kissimmee, Fla.)*

*\* - Big Ten game*

*^ - Madison Square Garden (New York, N.Y.)*

# NOTABLE VICTORIES

**MARCH 21, 1942**

**Penn State 41 , Illinois 34**

*NCAA Tournament | New Orleans, La.*

John Lawther's Lions captured third place at the NCAA East Regional by beating the Big Ten champion Illinois "Whiz Kids."

**MARCH 12, 1954**

**Penn State 78, LSU 70**

*NCAA Tournament | Iowa City, Iowa*

Jesse Arnelle collected 24 points and 14 rebounds as Penn State defeated eighth-ranked LSU and Bob Pettit in the second round of the NCAA Tournament.

**MARCH 13, 1954**

**Penn State 71 , Notre Dame 63**

*NCAA Tournament | Iowa City, Iowa*

The Nittany Lions ended Notre Dame's 18-game winning streak and advanced to the NCAA Final Four. Jesse Arnelle (22), Jack Sherry (14), Jim Blocker (13) and Ed Haag (12) led Penn State in scoring.

**MARCH 20, 1954**

**Penn State 70, USC 61**

*NCAA Tournament | Kansas City, Mo.*

Jesse Arnelle tallied 25 points as Penn State claimed third place in the 1954 NCAA Tournament and a Top 10 national ranking.

**FEB. 28, 1966**

**Penn State 80, Syracuse 79**

*University Park, Pa.*

Jeff Persson hit a turn-around shot at the buzzer to defeat Syracuse before an estimated crowd of 8,100 in Rec Hall.

**FEB. 16, 1972**

**Penn State 86, Virginia 74**

*University Park, Pa.*

An estimated 8,000 fans crammed into Rec Hall to see the Nittany Lions defeat the sixth-ranked Cavaliers. Ron Brown finished with 23 points and eight assists to lead PSU.

**FEB. 23, 1974**

**Penn State 66 , Pittsburgh 64**

*University Park, Pa.*

Ron Brown's 32 points, including the game-winner at the buzzer, lifted PSU past seventh-ranked Pittsburgh and ended the Panthers' 22-game winning streak.

**MARCH 6, 1989**

**Penn State 86, W. Virginia 64**

*A-10 Tournament | Philadelphia, Pa.*

Ed Fogell's 28 points paced the Nittany Lions to an Atlantic 10 Tournament semifinal win over the 13th-ranked Mountaineers.

**MARCH 21, 1990**

**Penn State 58, Rutgers 55**

*NIT | Piscataway, N.J.*

In the National Invitation Tournament quarterfinal, Penn State rallied for the win and a ticket to the Final Four at Madison Square Garden.

**MARCH 9, 1991**

**Penn State 81, George Washington 75**

*A-10 Tournament | University Park, Pa.*

The Nittany Lions raced out to a 20-6 margin and never looked back in winning the Atlantic 10 title and clinching an NCAA Tournament berth for first time in 26 years.

**MARCH 15, 1991**

**Penn State 74, UCLA 69**

*NCAA Tournament | Syracuse, N.Y.*

Bruce Parkhill's squad rallied from a four-point halftime deficit to upset No. 16 UCLA in the first round and give Penn State its first NCAA Tournament win since 1955. James Barnes scored 19 points and DeRon Hayes added 16.

**JAN. 27, 1994**

**Penn State 71, Purdue 68**

*University Park, Pa.*

The Nittany Lions scored the final eight points of the game to upset No. 7 Purdue and Player of the Year Glenn Robinson.

**MARCH 15, 1995**

**Penn State 62, Miami (Fla.) 56**

*NIT | University Park, Pa.*

Trailing 48-28 with 14:07 left, Penn State outscored the Hurricanes 34-8 the rest of the way in the first round of the National Invitation Tournament.

**MARCH 23, 1995**

**Penn State 67 , Iowa 64**

*NIT | Iowa City, Iowa*

Pete Lisicky nailed a 3-pointer with 2.1 seconds left to play to advance the Nittany Lions to the NIT Final Four.

**JAN. 11, 1996**

**Penn State 76, Minnesota 61**

*University Park, Pa.*

The Lions routed the Gophers to win the inaugural game at the Bryce Jordan Center and during the same week, earned their first Associated Press national ranking in 31 years, at No. 20.

**FEB. 21, 1998**

**Penn State 74, Purdue 63**

*University Park, Pa.*

The Nittany Lions followed Pete Lisicky's 19 points and Jarrett Stephens' 17 to upset #5 Purdue in the Jordan Center. The win was Penn State's first over a top-5 team in nearly 50 years.

**MARCH 18, 1998**

**Penn State 66, Georgia 60**

*NIT | New York*

Playing without second-leading scorer Jarrett Stephens, Penn State held off SEC foe Georgia in the NIT semifinals. Freshman Joe Crispin led the way with 18 pts as PSU earned its first appearance in the NIT title game.

**DEC. 1, 1998**

**Penn State 65, Temple 64**

*University Park, Pa.*

Joe Crispin scored a team-high 18 points, including a game-winning fall-away jumper at the :20 mark to lead Penn State to a thrilling 65-64 win over No. 10 and eventual Elite Eight team Temple.

**FEB. 27, 1999**

**Penn State 98, Ohio State 85 (ot)**

*University Park, Pa.*

Sophomore Joe Crispin turned in arguably the most explosive 50 seconds of basketball in PSU history by scoring eight unanswered points to start the overtime period as Penn State downed No. 10 and eventual NCAA Final Four team Ohio State 98-85. Crispin ended the game with 29 points.

**NOV. 25, 2000**

**Penn State 73, Kentucky 68**

*Lexington, Ky.*

Penn State's Crispin brothers, senior Joe and sophomore Jon, put on a memorable show as the Nittany Lions, making their first appearance in Kentucky's Rupp Arena, stunned nationally-ranked Kentucky 73-68. The PSU win marked only the second time in Rupp history that UK had lost a home opener and broke Kentucky's 20-game home win streak. Joe Crispin hit 11-of-26 shots, including seven treys, for 31 points while Jon Crispin nailed a stunning 9-of-12 field goals, including six treys, for a career-high 26 points. The brother duo combined for 57 of PSU's 73 points.

# NOTABLE VICTORIES

**MARCH 9, 2001**

**Penn State 65, Michigan State 63**  
*Big Ten Tournament | Chicago*

Joe Crispin's thrilling off-balance trey with little time left capped a stunning 22-point performance and gave Penn State an upset win over No. 2 Michigan State in the Big Ten Tournament quarterfinals. It also marked the highest ranked team that Penn State had beaten.

**MARCH 16, 2001**

**Penn State 69, Providence 59**  
*NCAA Tournament | New Orleans, La.*

Gyasi Cline-Heard posted a double-double with 16 points and 10 rebounds to lead Penn State to a 69-59 win over Providence in the first round of the 2001 NCAA Tournament, its first NCAA win since 1991.

**MARCH 18, 2001**

**Penn State 82, North Carolina 74**  
*NCAA Tournament | New Orleans, La.*

The senior trio of Gyasi Cline-Heard, Joe Crispin and Titus Ivory willed PSU past No. 5-ranked and second-seeded North Carolina 82-74 in front of an excited Superdome crowd in the second round of the NCAA Tournament. The win moved Penn State into its first modern day (expanded field) Sweet 16 appearance. Ivory, a North Carolina native, Crispin and Cline-Heard each scored 21 points in the win.

**FEB. 4, 2006**

**Penn State 66, Illinois 65**  
*Champaign, Ill.*

The first big win of coach Ed DeChellis' tenure, Travis Parker scored 21 points, including the game winner with 8.5 seconds to play, and Geary Claxton added 20 as Penn State defeated No. 6-ranked Illinois 66-65 in a sold-out Assembly Hall for the biggest road upset in program history. The Illini's Rich McBride had a potential game winning three-pointer waved off, ending the Illini's 33-game home-court winning streak, then the longest in the nation. Penn State recovered after an early 13-0 deficit and Mike Walker hit all three of his 3-pointers in the last 8:10 to spark the Lions.

**FEB. 2, 2008**

**Penn State 85, Michigan State 76**  
*University Park, Pa.*

Without injured leading scorer and rebounder Geary Claxton, Penn State got 19 points from Stanley Pringle and 17 from Talor Battle hitting nine threes and 34-of-51 from the free throw line to stun No. 7 Michigan State and defeat their first ranked foe at home since 2001.

**FEB. 1, 2009**

**Penn State 72, Michigan State 68**  
*East Lansing, Mich.*

Trailing by as many as 13 in the first half, Penn State rode a stellar 29-point performance from sophomore Talor Battle to down the ninth-ranked Spartans, an eventual Final Four team, and earn the program's first win in East Lansing, Mich.

**APRIL 2, 2009**

**Penn State 69, Baylor 63**  
*NIT | New York*

With 36 bus loads of fans shaking the floor of Madison Square Garden and then football coach Joe Paterno cheering behind the bench, Jamelle Cornley posted 18 points and seven rebounds to lead Penn State back from a 29-25 halftime deficit to the program's first national tournament title.

**MARCH 12, 2011**

**Penn State 61, Michigan State 48**  
*Big Ten Tournament | Indianapolis*

Penn State blew past the Spartans to reach the program's first Big Ten Tournament Championship game and clinch the Nittany Lions first NCAA bid in a decade. The Lion backcourt of Talor Battle (25) and Tim Frazier (22) raced past Michigan State as the Lions outscored the Spartans, 35-22, in the second half.

**FEB. 27, 2013**

**Penn State 84, Michigan 78**  
*University Park, Pa.*

The Nittany Lions earned their first Big Ten win of the season. It was the first win over the highest ranked opponent (No. 4) since 2001 and the highest in the Jordan Center.

**JAN. 29, 2014**

**Penn State 71, Ohio State 70 (ot)**  
*Columbus, Ohio*

Penn State snapped an 18-game losing streak to the Buckeyes with an overtime win in Value City Arena. D.J. Newbill hit the game-tying and game-winning shots as part of his season-high 25-point effort.

**MARCH 12, 2015**

**Penn State 67, Iowa 58**  
*Big Ten Tournament | Chicago*

D.J. Newbill scored 18 points, and the Nittany Lions shut down Iowa in the second half of a 67-58 victory to advance to the Big Ten Tournament quarterfinals. It was the best Big Ten run for Penn State since it lost to Ohio State in the 2011 final.

**FEB. 17, 2016**

**Penn State 79, Iowa 75**  
*University Park, Pa.*

Donovan Jack scored 19 points on 8-of-9 shooting, leading the Nittany Lions to a 79-75 victory over the sixth-ranked Hawkeyes. Shep Garner and Brandon Taylor had 18 points apiece in the school's second victory over a top-25 team in two weeks. The Nittany Lions beat No. 22 Indiana 68-63 on Feb. 6.

**JAN. 7, 2017**

**Penn State 72, Michigan State 63**  
*The Palestra | Philadelphia*

In only the second Big Ten home game played at a neutral site, Penn State fans packed the Palestra on a snowy afternoon and watched the Nittany Lions roll to a 44-32 halftime lead. The squad's Philadelphia natives scored 55 of PSU's 72 points en route to the "homecoming" win and the first victory over the Spartans since 2011.

**JAN. 14, 2017**

**Penn State 52, Minnesota 50**  
*University Park, Pa.*

Penn State used an 11-3 run early in the second half to recover from a double-digit deficit against the 24th-ranked Gophers. Tony Carr hit two free throws with five seconds remaining for the win. Mike Watkins had a double-double with 15 points and 15 rebounds to lead the Nittany Lions in front of the largest crowd of the season.

**FEB. 7, 2017**

**Penn State 70, Maryland 64**  
*University Park, Pa.*

Lamar Stevens paced Penn State with 25 points as it dealt No. 22 Maryland its first loss of 2016-17 away from its home court. It was the fourth-straight home win over a ranked opponent, the longest such streak in program history.

# NOTABLE VICTORIES

**JAN. 25, 2018**

**Penn State 82, Ohio State 79**  
*Columbus, Ohio*

Tony Carr pulled up for a jumper just past center court and banked in the game-winning basket to upset the nation's 13th-ranked team on the road. Penn State was one of only two teams to defeat OSU on its home court in 2017-18. The Nittany Lions broke a 21-year-old record for 3-point field goal percentage at 78.6 (11-14) and shot 58.3% overall.

**MARCH 29, 2018**

**Penn State 82, Utah 66**  
*NIT | New York*

In front of a crowd of 11,175, the largest for an National Invitational Tournament championship game since 2005, Penn State captured the 2018 title and finished the 2017-18 season with 26 wins, the second-most in program history. Lamar Stevens, who scored 96 points over five games, was named the tournament's Most Outstanding Player with 28 points in the finale. In his final collegiate game, Shep Garner set both the Big Ten Conference and Penn State single-season records for 3-point field goals (120) as well as the Penn State career record (336).

**DEC. 10, 2019**

**Penn State 76, Maryland 69**  
*University Park, Pa.*

Five Nittany Lions scored in double figures and Lamar Stevens and Mike Watkins recorded double-doubles in the win over the No. 4 Terps. Izaiah Brockington scored 10 of his 14 points and had three critical steals in the second half, helping to hold off a Maryland surge that brought it within two points. Penn State made 11 free throws in the final 3:50 to secure the victory.

**JAN. 4, 2020**

**Penn State 89, Iowa 86**  
*Philadelphia, Pa.*

Penn State hit its final five shots and Myles Dread made six free throws in the last 30 seconds for an epic win over 23rd-ranked Iowa in the historic Palestra. The sell-out crowd on an unseasonably warm afternoon witnessed 24 lead changes and 10 ties. Philadelphia product Izaiah Brockington scored 15 of his career-best 23 points in the second half, and combined with Curtis Jones Jr., for 39 of the Nittany Lions' 46 bench points.

**FEB. 4, 2020**

**Penn State 75, Michigan State 70**  
*East Lansing, Mich.*

For only the second time in 25 trips to East Lansing, Penn State brought home a win. The Nittany Lions went 6-for-7 in from the free throw line in the final minute to secure the victory over the No. 16 Spartans. Lamar Stevens had a team-best 24 points and went 4-for-4 from the foul line in the final 0:16. Myreon Jones scored 20 points off six 3-pointers.

**FEB. 11, 2020**

**Penn State 88, Purdue 76**  
*West Lafayette, Ind.*

Penn State piled up on 3-pointers vs. Purdue with 10 at the half and finished with 14, just one shy of the program record. Seth Lundy contributed six treys for 18 points to hand Purdue its eighth loss against 89 wins in Mackey Arena. Mike Watkins scored 16 of his game-high 19 points in the second half and completed his double-double with 10 rebounds. The victory marked Penn State's first in 10 attempts vs. Purdue and only its third in West Lafayette.

**DEC. 8, 2020**

**Penn State 75, Virginia Tech 55**  
*Blacksburg, Va.*

Penn State picked up the 1,500th win in program history as the Nittany Lions took down No. 15 Virginia Tech on the road in the 2020 ACC/B1G Challenge. Izaiah Brockington led the charge with a career-best 24 points, finishing 10-for-14 from the field.

**JAN. 30, 2021**

**Penn State 81, Wisconsin 71**  
*University Park, Pa.*

A second-half scoring outburst powered the Nittany Lions to an 81-71 win over No. 14/13 Wisconsin at the Bryce Jordan Center. The Nittany Lions' 81-point scoring effort was the highest in the series against Wisconsin. Myreon Jones finished with a game-high 20 points. Izaiah Brockington added 18 points, nine rebounds and three assists. John Harrar finished with a career-high 17 points and had eight rebounds.

**FEB. 15, 2022**

**Penn State 62, Michigan State 58**  
*University Park, Pa.*

Penn State earned the first win over a ranked opponent in the Micah Shrewsberry era as the Nittany Lions used a 33-15 run in the game's final 13 minutes to erase a 14-point deficit and defeat #19 Michigan State, 62-58. The Nittany Lions only led the game for a total of 2:07, trailing by as many as 14 with 13:20 to play in the second half. The 33-15 game-closing run was cemented with a 12-4 Penn State advantage in the final 3:04. Seth Lundy led all scorers with a game-high 17 points, while John Harrar had a monster game with 16 points and 16 rebounds.

**DEC. 10, 2022**

**Penn State 74, #17 Illinois 59**  
*Champaign, Ill.*

Penn State used a strong 3-point shooting performance to earn a 15-point win over #17 Illinois, the Nittany Lions' largest margin of victory in a true road win against a ranked Big Ten team in program history. Penn State shot 50 percent (12-24) from 3-point range while Andrew Funk and Jalen Pickett contributed 20 points apiece in the road victory.

**JAN. 11, 2023**

**Penn State 85, Indiana 66**  
*University Park, Pa.*

The Nittany Lions drilled a program record-tying 18 3-pointers to earn an 85-66 victory over the Hoosiers, Penn State's largest-ever win over Indiana. The Nittany Lions made 18 triples on a blistering 58.1 percent (18-31) clip from downtown. Seth Lundy scored his 1,000th career point to highlight his 25-point performance, while Andrew Funk added 23 points. Lundy and Funk each made seven triples, becoming the first Big Ten duo in the last 20 seasons with seven made 3-pointers in the same game.

**FEB. 14, 2023**

**Penn State 93, Illinois 81**  
*University Park, Pa.*

Jalen Pickett put together the first 40-point game by a Penn State player since 1961 to lead the Nittany Lions to a 93-81 win over the Illini. Pickett's 41-point performance set a Bryce Jordan Center record and he was 15-for-20 from the field with eight assists. The win snapped Penn State's four-game losing streak and kicked off a season-defining stretch in which the Nittany Lions won eight of nine games.



# NOTABLE VICTORIES

## MARCH 1, 2023

**Penn State 68, Northwestern 65 (OT)**  
*Evanston, Ill.*

A game-winning shot from Camren Wynter secured a dramatic 68-65 overtime road victory to keep Penn State's postseason hopes alive. With the overtime score knotted at 65 with seven seconds left, freshman Evan Mahaffey pulled down a clutch offensive rebound to keep Penn State's possession alive before Wynter drilled the corner three to silence Northwestern's Senior Night crowd. Wynter finished with a game-high 24 points.

## MARCH 5, 2023

**Penn State 65, #21 Maryland 64**  
*University Park, Pa.*

It was a storybook Senior Day for the Nittany Lions as late-game magic struck for the second-straight game to keep Penn State's postseason hopes alive. The Nittany Lions erased a 16-point deficit and closed the game on a 20-7 run, capped off by an offensive rebound and putback by Camren Wynter with 0.5 seconds to play, to give the Nittany Lions a 65-64 victory over #21 Maryland.

## MARCH 11, 2023

**Penn State 77, #19 Indiana 73**  
*Big Ten Tournament | Chicago*

Penn State shrugged off a slow start against the Hoosiers and led the game for over 32 minutes. With the score tied at 47 at the 10:23 mark of the second half, 14 points from Jalen Pickett helped the Nittany Lions put together a 25-10 run over the next 7:51 to pull ahead 72-57 with just over two minutes to play. Indiana made it interesting down the stretch, but the Nittany Lions held on to secure their spot in the Big Ten Tournament Championship game for the first time since 2011.

## MARCH 16, 2023

**Penn State 76, #17 Texas A&M 59**  
*NCAA Tournament | Des Moines, Iowa*

Penn State shot nearly 60 percent from 3-point range and turned in a strong defensive effort to take down No. 17 Texas A&M in the first round of the NCAA Tournament. The Nittany Lions earned their first win in the NCAA Tournament since 2001 thanks to a historic shooting performance from senior Andrew Funk. Funk drained eight triples in the game, shattering the Penn State program record in the NCAA tournament, leading the team to a 13-for-22 effort (59.1%) from downtown as a group. Funk finished with 27 points in the game, the most by a Nittany Lion in an NCAA tournament game. Jalen Pickett finished with 19 points, seven rebounds, and eight assists in his first NCAA Tournament action. The All-American had zero turnovers and played all 40 minutes.

# FORMER HEAD COACH BIOS



## HEAD COACH BURKE HERMANN

**Years: 1916, 1916-17 & 1919-32 (15)**  
**Record: 148-73 (.669)**

Burke M. "Dutch" Hermann, Penn State's first basketball coach, retired in 1956, after a nearly 50-year affiliation with the University. A 1912 Penn State graduate, Hermann guided the Nittany Lions from 1916 until 1932, with the exception of two years of service as a lieutenant during World War I. The team did not have a coach in 1918, however; Hugo Bezdek served as coach in 1919. Hermann also served as freshman football coach during those years.

Hermann, who hailed from Middleburg, Pa., lettered four years in basketball, served as captain in 1910 and lettered as a football player in 1911. He compiled a record of 148-73 during 15 seasons as head basketball coach. Hermann's teams were especially dominating over a six-year period from the start of the 1919-20 season through the '24-25 season. The Lions were 73-13 during that stretch and, in 1921, outscored their opponents by a two-to-one margin.

As a professor of history, Hermann served on Penn State's Athletic Advisory Board for many years. He was awarded the Lion's Paw Medal by that organization's Alumni Association in 1968. Hermann died in 1977.



## HEAD COACH HUGO BEZDEK

**Year: 1919 (1)**  
**Record: 11-2 (.846)**

Hugo Bezdek, a native of Prague, Czechoslovakia, earned numerous accolades as Penn State's football coach from 1918-29. He also served as athletic director from 1918-36, and directed the basketball team for one season (1919) while then-head coach Burke Hermann served during WWI.

Bezdek's 1919 Penn State team went 11-2 and finished the year with eight straight wins.

As athletic director, Bezdek initiated fund raising in 1918 to build Rec Hall and 10 years later the building was constructed for \$572,260.

Bezdek gained All-America status at Chicago, where he was a fullback in football and a second baseman on the baseball team. His collegiate coaching experience included head football coaching jobs at Oregon (1906, 13-17), where his team defeated Pennsylvania, 14-0, in the 1917 Rose Bowl, and Arkansas (1908-12). He also managed the Pittsburgh Pirates major league baseball club (1917-19).

Bezdek, who died in 1952, posted a 65-30-11 record during 12 seasons as head football coach at Penn State. He was named to the National Football Foundation College Football Hall of Fame in 1954 and the Helms Foundation College Hall of Fame in 1960.



## HEAD COACH EARL LESLIE

**Years: 1933-36 (4)**  
**Record: 29-28 (.509)**

A 1922 graduate of the University of Oregon, Earl "Spike" Leslie coached the Penn State basketball team for four seasons from 1933-36. A three-year football letterman at Oregon (1919-21), he was named to the Pacific Coast Conference first team as a tackle in 1920. Leslie earned his master's degree from Columbia.

Despite reduced schedules in 1933 and 1934, Leslie's first two teams posted winning records. His 1934-35 outfit raced out to an 8-3 start, before dropping its final six games. In 1935-36, Penn State joined the "fast" Eastern Intercollegiate Conference and went 0-10, 6-11 overall.

Highlights during Leslie's tenure included four straight wins over Army and a rare road win at Pennsylvania. He achieved a composite mark of 29-28.

Leslie returned to Oregon as a teacher and coach at Coquille High School, southwest of Eugene. He remained in that capacity until he died on Oct. 12, 1957. The Coquille football stadium is named in his honor.



## HEAD COACH JOHN LAWTHER

**Years: 1937-49 (13)**  
**Record: 150-93 (.617)**  
**NCAA tournament: 1-1**

Raised on a farm in Carroll County, Ohio, John Lawther earned national recognition as one of the leading proponents of zone defenses during 23 seasons as a coach at Westminster College and Penn State.

A 1919 Westminster graduate, Dr. Lawther retired from the Penn State faculty in 1965 following a long and distinguished career in secondary and higher education. As basketball coach from 1937 until 1949, he compiled a 150-93 record. Lawther's first team posted a 6-4 Eastern Conference mark after a 0-10 league slate the previous year. His 1942 team went 18-3 and advanced to the NCAA East Regional, defeating Big Ten champ Illinois.

Lawther had a great running feud with animated Pittsburgh coach Doc Carlson, who despised the zone which Lawther favored. When the two teams met Jan. 15, 1944, in the Steel City, Pittsburgh froze the ball and the resulting 15-12 Penn State win grabbed national headlines. Great anticipation surrounded the rematch as Carlson attacked the Lions' zone and lost, 35-29.

In 10 seasons at Westminster, Lawther's teams compiled an impressive 166-35 mark. His most memorable moment coaching the Titans came on Dec. 29, 1934, when he guided them to a 37-33 win over undefeated St. John's in the first college basketball doubleheader at Madison Square Garden.

PSU's wartime coach, Lawther was elected to the NAIA Basketball Hall of Fame in 1962 and is a member of the Helms Foundation Hall of Fame. Lawther's winning percentage (317-127, 71.4 percent) still ranks among the top 50 all-time in

# FORMER HEAD COACH BIOS



## HEAD COACH ELMER GROSS

Years: 1950-54 (5)

Record: 80-40 (.667)

NCAA Tournament: 2 (4-3)

1954 FINAL FOUR

Munhall, Pa., native Elmer Gross served as John Lawther's assistant for four years and assumed the head coaching position from Lawther following the 1948-49 season. Captain of Penn State's 1942 NCAA team, Gross directed the Nittany Lions to an 80-40 record and two NCAA Tournament berths. He used Lawther's sliding-zone defense and added a fast-break offense which saw the Nittany Lions top 1,000 points for the first time in 1950.

His 1954 squad, paced by All-America center Jesse Arnelle, placed third in the NCAA Tournament, finishing No. 9 in the final AP poll. The Lions shocked eighth-ranked Louisiana State and ended Notre Dame's 18-game winning streak to advance to Kansas City for the Final Four. Gross was praised for masterful use of his bench and a full-court press which confused tourney opponents. Penn State has had two teams finish in the nation's Top 10 (1942: No. 10 Dunkel Index) and Gross was a key figure on both.

A World War II Purple Heart veteran, Gross was wounded in 1944, following one of the early amphibious landings on the coast of France. He returned to PSU as a graduate assistant coach in 1945 and earned his master's degree in 1947. He was the first coach in NCAA tourney history (1952) to also have



## HEAD COACH JOHN EGLI

Years: 1955-68 (14)

Record: 187-135 (.581)

Postseason: 2 NCAA (1-3), 1 NIT (0-1)

The all-time winningest coach in Penn State basketball history, John Egli, like his predecessor, Elmer Gross, was a John Lawther disciple. In 14 seasons at the helm, Egli guided the Nittany Lions to an overall mark of 187-135, including NCAA bids in 1955 and 1965 and an NIT berth in 1966. A native of Williamsport, Pa., Egli was a co-captain on the 1943 Penn State basketball team and was named to the NCAA East Regional all-tournament team in 1942.

Egli entered military service in 1943. He received the Purple Heart after being wounded at Bastogne on Christmas Day, 1944, and was hospitalized in England for six months. In 1947, he was appointed instructor of physical education and director of the intramural and varsity athletic programs at Penn State-DuBois.

Two years later, Egli was named assistant coach at University Park under Elmer Gross. After five seasons, he was elevated to head coach in 1954-55. His first team topped 2,000 points for the first time in school history. He was one of the nation's foremost authorities on the tactics and strategy of the zone defense. His teams ran off a string of 15-5, 16-7, 20-4 and 18-6 records between 1963 and 1966.

In 1962, Egli presented the sliding zone defense at the National Association of Basketball Coaches convention in Louisville, Ky. Four years later, he was installed as the fourth

vice president of the NABC. His book, *Sliding Zone Defenses for Winning Basketball*, still is used by many coaches. Egli died in 1982; he was posthumously inducted into the Pennsylvania and Clearfield County Sports Halls of Fame.



## HEAD COACH JOHN BACH

Years: 1969-78 (10)

Record: 122-121 (.502)

A 1948 Fordham graduate, John Bach was considered one of the giants in the coaching profession. He arrived at Penn State in 1968, after 18 seasons as head coach and 11 years as athletic director at his alma mater. A schoolboy star at St. John's Prep in Brooklyn, N.Y., Bach's collegiate playing career was interrupted by World War II and four years of service as a Naval officer.

He played two seasons of professional basketball with the Boston Celtics and Hartford before returning to Fordham as head coach. He guided the Rams to an overall mark of 292-193 and appearances in two NCAA Tournaments and five NITs.

At Penn State, Bach's teams were renowned for their pressure man-to-man defense with four squads ranked in the nation's top 20 in scoring defense. His teams posted back-to-back records of 17-8 and 15-8 in 1972 and 1973 respectively, behind Brooklyn native Ron Brown. He coached Penn State through 1977-78.

Bach served as Henry Iba's assistant at the 1972 Olympic Games in Munich, when the U.S. lost the controversial title game to the Soviet Union. Following a stint as head coach of the Golden State Warriors (1983-86), he served as an assistant coach to Phil Jackson and the three-time NBA champion (1991-93) Chicago Bulls. Bach was inducted into the NIT Hall of Fame in March, 1995. He passed away in January 2016 at the age of 91.



## HEAD COACH DICK HARTER

Years: 1979-83 (5)

Record: 79-61 (.564)

Postseason: NIT (0-1)

Dick Harter sparked a rebirth of basketball at Penn State when he was appointed head coach in 1978. He directed the Nittany Lions to the 1980 NIT, the school's first postseason appearance in 14 years.

A native of Pottstown, Pa., Harter served as a lieutenant in the U.S. Marine Corps for three years following graduation from Pennsylvania in 1953. He was the freshman athletic director at Penn for seven years (1958-65) before a one-year stint as head basketball coach at Rider, producing a 16-9 season. Harter returned to Penn as head coach for the 1966-67 school year and in five seasons fashioned an 88-44 mark, including a 25-2 NCAA team in 1970 and a 28-1 NCAA squad in 1971.

He left Penn for Oregon in 1971 and in six seasons in Eugene guided the Ducks to a 113-81 mark and three NIT appearances. He joined the NBA coaching ranks as an assistant to Chuck Daly with the Detroit Pistons, and later became the first head coach of the Charlotte Hornets (1988-89). He passed away in March 2012 at the age of 81.

# FORMER HEAD COACH BIOS



## HEAD COACH BRUCE PARKHILL

**Years: 1984-95 (12)**  
**Record: 181-169 (.517)**  
**Postseason: 1 NCAA (1-1); 4 NIT (9-4)**

A State College native, Bruce Parkhill directed Penn State into a new era — the Big Ten Conference. His patience was rewarded between 1989-92 when his teams compiled an overall mark of 87-40 and advanced to post-season play each year. His third Big Ten team finished 21-11 in 1994-95.

He began his coaching career in 1972 as a graduate assistant at Virginia after starring in three sports at Lock Haven University. At age 28, Parkhill was named head coach at William & Mary and in six seasons registered an 89-75 mark.

He was appointed head coach at Penn State prior to the 1983-84 season. Building from the bottom, his Nittany Lion teams demonstrated steady progress, going 53-84 in his first five seasons and then improving to 20-12, 25-9, 21-11 and 21-8. In 1990, Parkhill was named Atlantic 10 Conference Coach of the Year and the Lions went on to place third in the National Invitation Tournament. His 1991 club captured the Atlantic 10 championship and stunned UCLA in the NCAA Tournament. All 43 seniors who played for Parkhill at Penn State graduated. He resigned on Sept. 6, 1995. Parkhill is second in Penn State history in coaching wins.



## HEAD COACH JERRY DUNN

**Years: 1996-2003 (8)**  
**Record: 117-121 (.492)**  
**Postseason: 2 NCAA (2-2); 2 NIT (8-2)**

Jerry Dunn became the 10th head coach in Penn State history just before the start of the 1995-96 season. A long-time assistant under Bruce Parkhill, Dunn stepped in and guided Penn State to the NCAA Tournament and its first top 10 national ranking in his first season. He was the NABC District 3 Coach of the Year that season after the Lions were 21-7 that season, finishing a school best 12-6 in Big Ten play.

In 1997-98, Dunn guided Penn State to an 8-8 Big Ten finish and a superb post-season run that culminated with a spot in the NIT final. He became the fastest coach in Penn State history to reach 50 career wins as the Lions ended the year 19-13. Two years later, Penn State advanced to the Big Ten Tournament semifinals and once again earned a trip to Madison Square Garden for the NIT semifinals. The Nittany Lions went 19-16 that season.

The 2000-01 season was a special and historic one for Penn State as the Nittany Lions again advanced to the Big Ten Tournament semifinals and earned a spot in the NCAA Tournament. Penn State, the No. 7 seed, downed No. 10 Providence in the first round before shocking No. 2 seed North Carolina in the next round. Perhaps the biggest win in school history, the victory vaulted Penn State to its first-ever appearance in the modern day NCAA Sweet 16. The Lions ended

that campaign 21-12 and earned a postseason top-25 ranking (No. 25 Coaches Poll). He resigned on March 17, 2003.



## HEAD COACH ED DeCHELLIS

**Years: 2004-2011 (8)**  
**Record: 114-138 (.452)**  
**Postseason: 1 NCAA (0-1); 2 NIT (5-1)**  
**2009 NIT CHAMPIONS**

Ed DeChellis became the 11th head coach in PSU history prior to the start of the 2003-04 season after a successful seven-year stint at East Tennessee State. An assistant coach at Penn State for 10 years under Bruce Parkhill and then Jerry Dunn, DeChellis guided the Lions to their first national tournament title (2009 NIT) and three postseason appearances, including the program's first NCAA appearance in a decade in 2011. The 2009 Big Ten Coach of the Year led his teams in posting a school-record 27 wins in 2009 and reached the program's first Big Ten Tournament Championship game in 2011.

DeChellis recruited and coached Penn State's first three members of the Big Ten All-Freshman team, including 2006 Big Ten Freshman of the Year Jamelle Cornley. He also brought in Talor Battle who would go on to become Penn State's all-time leading scorer with 2,213 points and the fourth player in NCAA history to record 2,000 points, 600 rebounds and 500 assists.

A graduate of Penn State (1982), DeChellis survived a battle with bladder cancer during his tenure and was a driving force pushing Penn State's Coaches vs. Cancer program to more than \$1.5 million in funds raised by the end of his tenure. DeChellis was named the 2006 National Coaches vs. Cancer Man of the Year as he turned the Penn State program into one of the top five CVC programs in the nation. The yearly total marked more than a \$100,000 increase in funds raised prior to his taking over as Penn State-CVC committee chairman. DeChellis left Penn State on May 23, 2011 to become head coach at the United States Naval Academy.



## HEAD COACH PATRICK CHAMBERS

**Years: 2012-2020 (9)**  
**Record: 148-150 (.492)**  
**Postseason: 1 NIT (5-0); 1 CBI (1-1)**  
**2018 NIT CHAMPIONS**

Named the 12th head coach of the Nittany Lion basketball program in June 2011, Patrick Chambers stands fifth on Penn State's all-time wins list with 148 and his 56 conference wins are the most in the program's Big Ten era.

During the 2019-20 season, Chambers directed Penn State to a 21-10 record, its second 20-win season in three years, and the senior class became the winningest class in the Big Ten era with 76 victories. The 2019-20 Nittany Lions also earned the first Associated Press poll ranking since 1996, rising as high as No. 9.

Overall, Chambers and the Nittany Lions recorded 18 wins over opponents ranked in the AP Top 25, most in program history, including three wins over top-five teams.

# FORMER HEAD COACH BIOS

Chambers and the Nittany Lions powered through the 2018 postseason, advancing to the Big Ten Tournament semifinals for the second time, and returned to Madison Square Garden to capture the program's second NIT Championship. Chambers had Penn State positioned for a berth in the 2020 NCAA Tournament before it was canceled due to the COVID-19 pandemic.

Nittany Lions earned more than 30 All-Big Ten Conference recognitions during Chambers' tenure with Lamar Stevens becoming only the second to earn first-team accolades twice. Josh Reaves was named the 2019 Big Ten Defensive Player of the Year and both Stevens and Reaves signed with NBA teams. All-Big Ten performers Tony Carr, the first Nittany Lion drafted since 1999, Tim Frazier and DJ Newbill, as well as several other players, went on to play in the professional ranks.

At the 2019 Final Four, Chambers accepted the Coaches vs. Cancer Collegiate Champion Award on behalf of the local committee members, volunteers and sponsors who helped make Coaches vs. Cancer of Penn State one of the top chapters in the nation.

Chambers was named the head coach at Florida Gulf Coast University in March 2022.



## INTERIM HEAD COACH JIM FERRY

**Years: 2021 (1)**

**Record: 11-14 (.440)**

Jim Ferry took over at interim head coach for the 2020-21 season. He guided the Nittany Lions to an 11-14 overall record and 7-12 mark in the Big Ten.

Ferry led the Nittany Lions in a season like no other as the world navigated the COVID-19 pandemic. He coached the Nittany Lions to a pair of wins over nationally-ranked foes in No. 14/13 Wisconsin and No. 15/15 Virginia Tech as Penn State navigated a schedule that was ranked the strongest in the country by KenPom.

Following his interim appointment with Penn State, Ferry went on to be named head coach at UMBC in April 2021.



## HEAD COACH MICAH SHREWSBERRY

**Years: 2021-23 (2)**

**Record: 37-31 (.544)**

**Postseason: 1 NCAA (1-1)**

Micah Shrewsberry was announced as the 14th men's basketball head coach in Penn State history on March 15, 2021 and spent the 2021-22 and 2022-23 seasons at the helm of the Nittany Lions.

Shrewsberry guided the 2022-23 Penn State team to one of the most successful seasons in program history as the Nittany Lions earned their first NCAA Tournament win since 2001. Under Shrewsberry's tutelage, Penn State made its first NCAA Tournament appearance and Big Ten Tournament Championship game appearance since 2011 as the 2022-23 Nittany Lions finished the season at 23-14, just the 12th 20-win season in the 127-year history of Penn State men's basketball.

Shrewsberry collected more Big Ten wins (17) in his first two seasons than any other Penn State head coach had previously through their first two seasons.

Shrewsberry recruited, mentored and developed Penn State's first All-American in nearly 70 years in Jalen Pickett. Pickett put together a Consensus All-American season in 2022-23 as he averaged 17.7 ppg, 7.4 rpg and 6.6 apg with a 50.8 FG%, becoming the first Division I men's college basketball player since at least the 1992-93 season to average 17/7/6 or better while shooting at least 50% from the field.

Shrewsberry's guidance helped two Penn State players be chosen in the same NBA Draft for the first time in program history as Jalen Pickett (2nd round, 32nd pick, Denver Nuggets) and Seth Lundy (2nd round, 46th pick, Atlanta Hawks) were both selected in the 2023 NBA Draft. Fellow 2022-23 Nittany Lion Andrew Funk also signed an Exhibit 10 contract with the Denver Nuggets.

Shrewsberry was named the head coach at Notre Dame on March 24, 2023.

# ALL-TIME ASSISTANT COACHES

Michael Hamas	1928	Ross Condon	2016-17, 21
Leon Schloss	1932	Jim Ferry	2018-20
E. C. Davis	1933	Kevin Freeman	2019-20
N. S. Walk	1934-35	Talor Battle	2021
Glenn "Nick" Thiel	1936-38	Aki Collins	2022-2023
Elmer Gross	1946-49	Adam Fisher	2022-2023
John Egli	1950-54	Mike Farrelly	2022-2023
Don Swegan	1955-59	Jamal Brunt	2023-present
Stewart Kane	1960-61	Jimmy Martelli	2023-present
Clarence Simpson	1962-63	Brent Scott	2023-present
Joe Tocci	1964-68	<i>Year indicated is year season ended.</i>	
Holmes Cathrall	1965-69*		
Vince Eldred	1969		
Bill Young	1970*		
Casper Voithofer	1970-73		
Don Ferrell	1971-74*		
Al Ferner	1974-78		
Tony McAndrews	1975		
Ray Hite	1976-78		
Ken Korder	1978		
Perry Clark	1979-82		
Ray Edelman	1979-83		
Dick Stewart	1979-83		
Rod Jensen	1983		
Jeff Bower	1984-86		
Brian Hill	1984-86		
Jerry Dunn	1984-95		
Tim Loomis	1987-89		
Ed DeChellis	1987-96		
Dave Siefert	1990-91		
Mark Schmidt	1992-93		
Mike Wilson	1994		
Frank Haith	1995-96		
Monroe Brown	1995-96		
Chuck Swenson	1996-2001		
Mike Boyd	1996-2003		
Christian Appleman	1996-2003		
Rick Callahan	2002		
Pat Brogan	2003		
James Johnson	2004-05		
Hilliary Scott	2004-08		
Kurt Kanaskie	2004-11		
Dan Earl	2006-11		
Lewis Preston	2008-11		
Eugene Burroughs	2012-13		
Brian Daly	2012-15		
Keith Urgo	2012-21		
Dwayne Anderson	2014-18		

# ALL-TIME GREAT PLAYERS

## JOHN AMAECHI



C / 6-10 / MANCHESTER, ENGLAND

A standout student and athlete at Penn State, John Amaechi became a successful NBA player for the Cleveland Cavaliers, Orlando Magic and Utah Jazz after breaking into the league as a free agent in 1995 with the Cavaliers.

Twice named an Academic All-American (1994 & 1995), Amaechi was named the Academic All-American of the Year in 1995 as well as earning an Anson Mount Scholar-Athlete Award and an NCAA postgraduate scholarship. A transfer from Vanderbilt, Amaechi posted career averages of 15.6 ppg and 8.8 rpg in three seasons while earning NABC All-District honors in 1994 and 1995.

Amaechi also earned first-team All-Big Ten honors in 1995 and third team honors in 1993 and 1994. He posted better than 16 points a game to earn the John Lawther team MVP in both 1994 and 1995. Amaechi led the Lions to a third-place finish in the 1995 NIT, leading the team with 17 points in the third-place game vs. Canisius.

He finished his career at No. 6 on the all-time scoring list with 1,310 career points, the second-most by a Lion in less than four seasons behind D.J. Newbill, and had 38 double-doubles. He is one of just five players to post at least 1,300 points and 700 rebounds on their career at Penn State. He held the Nittany Lions' top spot in career blocks with 191 following his playing days in the Blue & White.

## JESSE ARNELLE



F / 6-5 / NEW ROCHELLE, N.Y.

Jesse Arnelle holds the mantle of the greatest Nittany Lion basketball player of all time. Penn State's all-time leading rebounder (1,238) and only first-team All-American, he held the school's career scoring mark (2,138) for 56 years and owns Penn State records with career averages of 21.0 ppg and 12.1 rpg. Arnelle still holds six career records, six season records and three game records at Penn State, among them: most points in a half (30), field goals in a game (20) and rebounds in game (27).

Arnelle is the only Nittany Lion to be named a first-team All-American, earning the honor from the Helms Foundation in 1954. He was also named second-team All-America by Helms in 1955, third-team All-America in 1952 by Helms and Colliers and honorable-mention All-America by the Associated Press and UPI in 1954 and 1955. Arnelle was also named to the All-Pennsylvania team from 1952-55.

He posted Penn State season-record numbers of 26.1 ppg and 15.3 rpg during his senior campaign and is the only Lion to lead Penn State in scoring and rebounding in four straight seasons. He led the Lions to three NCAA Tournament appearances, including Penn State's only Final Four appearance, and highest final season ranking of No. 9 (AP) in 1954.

Arnelle holds Penn State's all-time NCAA Tournament scoring record with 202 points in his record three NCAA trips (he shares the mark for appearances with Ron Weidenhammer, 1952, '54, '55). He was named MVP of the 1954 NCAA East Regional and to the 1954 NCAA Final Four All-Tournament team. Arnelle's four career 40-point games, including a career-best 44 vs. Bucknell in 1955, are the most in Penn State history and he posted five of Penn State's top six single-game scoring marks, including a Penn State record 15 games of 30 points or more.

A four-year starter and 1955 captain, Penn State went 71-31 during Arnelle's career, including a 5-5 NCAA Tournament mark. Arnelle continued his spectacular career for the Ft. Wayne Pistons during the 1955-56 season and went on to become a prominent lawyer and the president of Penn State University's Board of Trustees.

Arnelle passed away in October 2020.

# ALL-TIME GREAT PLAYERS

## FREDDIE BARNES



G / 6-0 / GREENSBORO, N.C.

One of the best point guards to ever don the Nittany Lion jersey, Freddie Barnes finished his career with then-Penn State record 600 assists and became one of three Nittany Lions to lead Penn State in assists in four seasons. He is also one of three (Monroe Brown and David Degitz) to reach the postseason every year of their career helping lead Penn State to three NIT and one NCAA Tournament appearance and four-straight 20-win seasons under coach Bruce Parkhill.

His teams posted a Penn State record 87 wins (87-40) over a four-year period (1989-92). Barnes' career average of 4.7 apg topped Penn State's career chart until 2014 and still ranks second. At the conclusion of his Nittany Lion career, his 1,342 career points were good for third all-time and his 158 steals total currently ranks ninth. Barnes is one of five Penn State players to post at least 1,000 points, 400 rebounds and 300 assists on their career.

He posted three seasons of at least 300 points and 150 assists, only nine such seasons have been posted in PSU history. Barnes helped lead Penn State a 1991 NCAA Tournament appearance and first round upset of No. 16-ranked UCLA and a third-place finish in the 1990 NIT, as he earned all-tournament honors. His 93 career NIT points rank fifth all-time.

Barnes was the MVP of the 1991 Atlantic 10 Tournament, as he led Penn State to its first conference tournament title with a victory over George Washington in Rec Hall.

## TALOR BATTLE



G / 6-0 / ALBANY, N.Y.

Penn State's all-time leading scorer with 2,213 points, Talor Battle is just one of four NCAA Division I players to record at least 2,000 points, 600 rebounds and 500 assists in four seasons. At the end of his career, he owned the PSU career record for starts (131) while averaging nearly 36 minutes per game over a four-year career. He set the Big Ten record for career minutes played (4,799).

A clutch performer who recorded three game-winning or tying shots at the buzzer on his career and numerous late-game scoring runs to lead the Lions to victory, Battle ranks fourth in career assists (517), third in threes (317), third in field goals (722), and fifth in free throws (452). He became just the second player to lead Penn State in scoring in four-straight seasons.

An Associated Press honorable-mention All-American in 2011, he was the first Lion to twice earn first-team All-Big Ten, first-team NABC All-District and first-team USBWA All-District honors and the first to earn team MVP honors in four seasons. He averaged 16.5 ppg, 4.7 rpg and 3.8 apg over his career.

He set a then-Penn State season assist record with 189 in 2009, while helping lead Penn State to the 2009 NIT Championship, the program's first national tournament title. He was named to the NIT All-Tournament team and in 2011, earned Big Ten All-Tournament Team honors when he helped lead the Lions to their first-ever Big Ten Tournament Championship game and first NCAA Tournament appearance in a decade.

Battle led the Lions in assists in three seasons, in rebounding in one and, at the time, posted the program's second-highest season point (687) and three-point field goal totals (106) in 2011. His seven 30-point games rank second in program history and he posted 48 career 20-point outings. His 20.2 ppg average in 2011 ranked second in the Big Ten and was the highest for a Lion in 48 years.


He also led the 2009 U.S. World University Games team in scoring while earning a bronze medal.

Battle joined the Nittany Lion staff as an assistant coach for the 2020-21 season. He is currently an assistant coach at Northwestern, where his younger brother, Boo Buie, is a student-athlete.



# ALL-TIME GREAT PLAYERS

## CALVIN BOOTH



C / 6-11 / REYNOLDSBURG, OHIO

The 1998 Big Ten Defensive Player of the Year, Calvin Booth ended his career as not only the leading shot blocker in Penn State history, but also in the history of the Big Ten (he currently stands second) with 428 career swats.


After his senior season, he became the highest drafted Nittany Lion in history when he was taken with the 35th pick overall by the Washington Wizards in the 1999 NBA Draft. He went on to a 10-year NBA career. The 6-11, 220-pounder, led the Big Ten in blocked shots all four years that he played.

Booth owns the single-game record of 10 blocks posted vs. Dayton and George Mason in 1998 and posted the only Lion triple-double on record with 19 points, 10 rebounds and 10 blocks vs. Dayton in the 1998 NIT. He finished his career with 1,288 points (11.3 ppg) and 728 rebounds (6.4 ppg) holding current rankings of 19th and ninth all-time, respectively.

The three-year starter and two-time captain (1997 & 1998) helped Penn State to the 1996 NCAA Tournament and 1998 NIT final. He posted 15.3 ppg and 8.7 rpg to earn second-team All-Big Ten honors.

He was named general manager of the NBA's Denver Nuggets in 2020. Booth helped lead the Nuggets to their first NBA Championship in franchise history in 2023.

## JAMELLE CORNLEY



F / 6-5 / COLUMBUS, OHIO

One of the most beloved Nittany Lions of all-time, Jamelle Cornley led Penn State to its first national tournament title as the Lions claimed the 2009 NIT Championship in Madison Square Garden. He was named the Tournament MVP after logging 18 points and seven rebounds in the NIT Championship Game win over Baylor.

A four-year starter and 2009 captain, Cornley averaged 12.9 ppg and 6.2 rpg playing in 122 games and starting 109 as a Nittany Lion. At the end of his career, he was fourth all-time in scoring and tied for fourth in rebounding with 1,579 career points and 755 career rebounds. Though barely standing 6-5 as a post player in the Big Ten, he averaged double-figures in each of his four seasons, hit 51.1 percent from the floor for his career and recorded 12 career double-doubles while earning NABC All-District honors in 2009.

The 2006 Big Ten Freshman of the Year, he was a second-team All-Big Ten selection in 2009, third team in 2008 and 2009 and honorable mention in 2007 and 2008. He helped Penn State post a school-record 27 wins in 2008-09 and also led Penn State to the 2006 NIT as a freshman.

## TONY CARR



G / 6-5 / PHILADELPHIA, PA.

A member of Penn State's highest-ranked recruiting class, Tony Carr helped the Nittany Lions claim the program's second NIT title in 2018 in just his sophomore year.

The calm and collected point guard, a two-time winner of the John Lawther team MVP award, Carr became the first Penn State men's basketball sophomore to score 1,000 career points and the first sophomore to earn first-team All-Big Ten honors.

He led the team in scoring average (13.2) and assists (139) in his rookie campaign, breaking the record for most double-figure scoring games by a freshman (26) and followed that season with a spectacular sophomore effort. Carr led the Nittany Lions in scoring (19.6) and was the Big Ten's stat champion for league games (20.1), while averaging 5.0 assists per game in 2017-18.

His name is etched in the Penn State record books, career lists and memories as playmaker. His game-winning 3-pointer to defeat No. 13 Ohio State in January 2018, sparked the Nittany Lions to their second-highest win total in program history.

Carr finished the record-breaking 2017-18 season with 725 points, second behind only Jesse Amelle, and he finished his collegiate career with 60 double-figure scoring games and as the Nittany Lions' assists leader 51 times.

Drafted by the NBA's New Orleans Pelicans in 2018, Carr has played in Europe and Canada, in addition to returning to the U.S. to play for the New Orleans G League affiliate in 2020.

# ALL-TIME GREAT PLAYERS

## GEARY CLAXTON



F / 6-5 / WEST HAVEN, CONN.


An athletic scorer and rebounder, Geary Claxton led Penn State in scoring in three-straight seasons and is one of just three players in Nittany Lion history to record at least 1,500 points and 700 rebounds on their career.

A four-year starter, his 1,542 career points ranked seventh and he was tied for fourth with 755 career rebounds when he finished his Nittany Lion career. A first-team USBWA All-Region and NABC All-District pick in 2006, Claxton was also recognized as a second-team NABC pick in 2007 and earned second-team All-Big Ten honors in 2007 and third-team honors in 2006.

A 2005 Big Ten All-Freshman Team selection who was four times honored as the Big Ten Player of the Week, Claxton posted 26 career double-doubles and led Penn State in rebounding in two seasons. He was averaging 17.5 ppg and 8.3 rpg in his senior season, a pace that would have placed him as the Nittany Lions' third all-time leading scorer and rebounder, when he suffered a torn ACL in the 16th game of the season and missed the last 15 games of his career.

Claxton helped lead Penn State to the 2006 NIT after joining the team in 2004-05 following three losing campaigns.

## JOE CRISPIN



G / 6-0 / PITMAN, N.J.

A four-year starter and 2001 captain, Joe Crispin starred for Penn State during one of the program's best periods as the team made three postseason appearances during his career, including trips to the 2001 NCAA Sweet 16, 1998 NIT final and 2000 NIT semifinals.

Crispin finished his Penn State career as the leader in career minutes played (4,063), field goals attempted (1,611), three-point field goals attempted (885) and free throw percentage (.885) and was the Lions' second all-time scorer with 1,986 points. Following his final season, he ranked second all-time with 308 career threes and was third with 485 assists.

Crispin scored 21 points in an upset victory of No. 6-ranked and No. 2-seeded North Carolina in the 2001 NCAA Tournament to help Penn State reach the Sweet 16, widely considered the greatest game in Penn State history. He also nailed an off-balance 22-foot three to knock off No. 2 ranked Michigan State in the quarterfinals of the Big Ten Tournament that season, the highest ranked team Penn State has ever beaten.

He ranks seventh among career NCAA Tournament scorers (46 points) and second among NIT scorers (146). Crispin earned first-team All-Big Ten honors in 2001 (coaches), and second team in 2000 (coaches and media) and 2001 (media). He was a Big Ten All-Tournament team honoree in 2000 and 2001 and earned four Big Ten Player of the Week awards. Crispin averaged 19.5 ppg in 2001 and was named NABC All-District first team while earning a share of the John Lawther team MVP award.

Penn State posted a 72-55 mark in his four seasons. He later joined the Los Angeles Lakers in 2001 as a free agent and enjoyed a highly successful career in Europe for more than a decade.

Crispin was the head men's basketball coach at Rowan University from 2016-23 where he guided the Profs to a 114-54 record, three NCAA Tournament appearances, two conference titles and the 2023 Sweet 16.

Crispin is now back home in Happy Valley, joining Mike Rhoades' staff as assistant to the head coach in April 2023.

# ALL-TIME GREAT PLAYERS

## DAN EARL



G / 6-3 / MEDFORD LAKES, N.J.

One of the most talented point guards in Penn State history, Dan Earl battled through numerous injuries in a career that spanned six seasons. A four-year starter and two-year captain, Earl would miss most of two seasons due to injury following his junior season when he helped lead Penn State to the 1996 NCAA Tournament. He returned for his senior campaign in 1998-99.

As a sophomore, he helped lead Penn State to a third-place finish in the 1995 NIT and Penn State finished second in 1998 NIT with Earl serving as an injured captain. A second-team All-Big Ten selection in 1996 and third team in 1999, Earl averaged 10.6 points and 4.8 assists over his career.

The 1999 third-team CoSIDA Academic All-American set a Penn State single-season record of 181 assists as a sophomore (a mark which stood until 2009) and ranks third all-time with 574 career assists. At the conclusion of his Nittany Lion career, he ranked ninth all-time with 1,256 career points, fifth with 162 career steals and second with 194 threes.

Earl is one of three players to lead Penn State in assists in four seasons, posting 100 or more in each campaign, and also led the Lions in steals in three seasons. Earl's average of 5.7 assists per game in 1995 was the third-best PSU season mark at the time.

Earl returned to Penn State as an assistant coach from 2005-11. He is currently the head coach at Chattanooga.

## SHEP GARNER



G / 6-2 / CHESTER, PA.

With his decision to forge his own path at Penn State, guard Shep Garner had a major impact on the Nittany Lion program.

Garner finished his career as the all-time No. 5 scorer in Penn State history with 1,629 points and played 4,443 minutes, second only to Big Ten Conference career record holder Talor Battle (4,799). In his final game in a Blue & White uniform, leading his team to 26 wins, second-most in program history, and the 2018 NIT championship, he broke both the Big Ten and Penn State records for 3-point field goals in a season (120) and the Nittany Lion record for career 3-point field goals made (336).

Garner personified Penn State basketball and was a part of 75 wins during his time in Happy Valley, most in a four-year span in the Big Ten era. Garner had 81 double-figure scoring games in his career with 18 games with 20 or more points. His two 30-point games were especially memorable. As a sophomore, he hit 10 field goals, including eight 3-pointers for 30 points at Boston College for the Big Ten/ACC Challenge victory.

In his final Big Ten Tournament game, a semifinal contest vs. No. 5 Purdue, Garner, who wore number 33, scored 33 points on March 3 (3/3), leaving it all on the court. He took possession of Penn State's Big Ten Tournament career scoring record with 135 points.

Garner pursued professional playing opportunities overseas and joined the coaching staff at FGCU in 2022.

## TIM FRAZIER



G / 6-3 / HOUSTON, TEXAS

One of the truest Nittany Lions on and off the court, Tim Frazier finished his career as Penn State's all-time leader in career assists (641) and has three of the top 10 single-season assist totals in the record book.

He averaged 14.9 points, a Big Ten-leading 5.4 assists and 1.6 steals per game during his comeback campaign in 2013-14 following a season-ending Achilles tendon rupture the year before. He was named to the All-Big Ten third team and produced Penn State's 18th 500-point season performance, finishing the 2013-14 campaign with 508 points.

Frazier finished that season with 182 assists, at the time, the third-most of any PSU player in a single season. He owns two undergraduate degrees from Penn State and was a Lowe's Senior CLASS Award finalist in his final year, illustrating his dedication to all aspects of being a true student-athlete.

Frazier's NBA career has seen time with the Philadelphia 76ers, Portland Trailblazers, New Orleans Pelicans, Washington Wizards, Milwaukee Bucks, Detroit Pistons, Memphis Grizzlies and Cleveland Cavaliers.

# ALL-TIME GREAT PLAYERS

## JOHN HARRAR



F / 6-9 / WALLINGFORD, PA.

John Harrar's grit, determination and toughness led him to become one of the most beloved Nittany Lions in program history.

Harrar wrapped up his Penn State career with a program-record 146 games played. The Wallingford, Pennsylvania native finished the 2021-22 season as one of just two Big Ten players to average a double-double with 10.6 points per game and 10.3 rebounds per game, making him the first Nittany Lion in 22 years to finish the season averaging a double-double. A two-time All-Big Ten honorable mention selection, he graduated No. 2 all-time in career FG% (59.6%), No. 5 all-time in career rebounds (854) and as one of just six players in program history with upwards of 800 career points and 800 career rebounds.

Harrar was the 2022 winner of the Big Ten Medal of Honor, a two-time Big Ten Outstanding Sportsmanship Award winner and a four-time Academic All-Big Ten honoree. Harrar's professional basketball career has taken him to both Spain and Japan.

## GENE HARRIS



C / 6-3 / PITTSBURGH, PA.

One of the most prolific scorers and rebounders in Penn State history, Gene Harris holds the Lions' all-time game scoring record with 46 points vs. Holy Cross in 1961.

Harris posted career averages of 14.8 ppg and 11.0 rebounds per game in just three seasons and 69 games in the era of freshman ineligibility. He posted 18.7 ppg and 13.0 rpg during his senior season of 1962.

The three-year starter and 1962 captain was second all-time with 762 career rebounds after his last game in the Blue & White and third with 1,018 career points. He led Penn State in rebounding all three years of his career, never posting less than 10.0 rebounds per game, and in scoring twice.

## TITUS IVORY



G / 6-4 / CHARLOTTE, N.C.

An all-around player, Titus Ivory ranks among Penn State's career leaders in points, assists and steals and helped lead Penn State during one of the program's best periods as the team made three post-season appearances during his career, including trips to the 2001 NCAA Sweet 16, 1998 NIT final and 2000 NIT semifinals.

Following his four-year career, Ivory stood seventh all-time in scoring with 1,369 points, third in 3-pointers (206), sixth in assists (443) and third in steals (218). He led the team in assists and steals in 2001 and his team-leading steal total of 84 was the second-best mark in program history, at the time. He is one of three Lions to record 200 career steals and one of seven to log at least 1,000 points and 400 assists on a career.

A third-team All-Big Ten pick in 2001, he played in 129 career games and ranks fourth among NCAA Tournament scorers with 54 points, including 21 points in an upset victory of sixth-ranked and No. 2 seed North Carolina in the 2001 NCAA Tournament, widely considered the greatest game in Penn State history. He went on to a long career playing professionally overseas.

## MIKE LANG




C / 6-9 / LOMBARD, ILL.

One of the most prolific rebounders in Penn State history, Mike Lang joined Jesse Arnelle and Mike Watkins as the only three players in Nittany Lion history to post at least 1,000 career points and 800 career rebounds.

A 1983 first-team All-Atlantic 10 selection, Lang stands third to Arnelle and Watkins in career rebounding with 912, and recorded 24 career double-doubles. Lang led Penn State in rebounding in three-straight seasons from 1981-83, posting more than 200 in each season. A 1983 captain, he averaged 9.2 ppg and 8.3 rpg as a four-year starter. He helped lead the Lions to the 1980 NIT and was an eighth-round draft pick by the New York Knicks in 1983.

# ALL-TIME GREAT PLAYERS

## PETE LISICKY



G / 6-4 / WHITEHALL, PA.

Known as “The Whitehall Rifle,” Pete Lisicky was one of the greatest sharp shooters in Penn State history owning the career record for 3-pointers made (332) until it was broken in 2018. His record for consecutive free throws made (39) still stands.

With a career average of 13.6 ppg, he earned the John Lawther team MVP award after the 1997 and 1998 seasons, 1996 AP honorable-mention All-America honors, second-team All-Big Ten honors in 1997 and third team in 1997 and 1998. Lisicky also holds the single-game record for most 3-point field goals made with nine against Penn on December 9, 1995. With 1,605 career points, he ranked second all-time in scoring following his senior season.

He helped Penn State to a 1996 NCAA Tournament appearance, scoring 17 points on five 3-pointers in a first round loss to Arkansas. A three-year starter and 1998 captain, Lisicky helped lead the Lions to three postseason appearances including a third place finish in the 1995 NIT and a second place finish in the 1998 NIT.

Penn State posted a 71-48 mark during his career. A two-time second-team CoSIDA Academic All-American, he ranks third all-time among Lions in NIT scoring with 124 points.

## D.J. NEWBILL



G / 6-4 / PHILADELPHIA, PA.

D.J. Newbill did more in three years as a Nittany Lion than many players do over a full four-year career. He is ranked fourth in Penn State career scoring, producing 1,812 points with a three-year scoring average (18.3 ppg) that is second only to Jesse Arnelle.

An All-Big Ten selection each of his final two seasons, Newbill became the third PSU player all-time to produce back-to-back 600-plus point campaigns and is just the second PSU player with three consecutive 500-plus point seasons. At the time, his senior year point total (704) trailed only Arnelle on the single-season records list.

Including his freshman season at Southern Mississippi, Newbill had 2,105 career points and was the only Big Ten player active in 2014-15 to pass that mark, and one of just nine other active Division I players.

Newbill, named the 2020 Defensive Player of the Year for the National Basketball League in his second year with the Cairns Taipans, was a second-team all-NBL selection. Newbill is now playing with Osaka Evessa in Japan.

## SETH LUNDY



G/F / 6-6 / PAULSBORO, N.J.

Seth Lundy finished his four-year Penn State career with marks of 1,283 points, 560 rebounds and 229 3-pointers before being drafted in the second round of the 2023 NBA Draft as the No. 46 pick by the Atlanta Hawks.

Lundy helped lead Penn State to its first NCAA Tournament and Big Ten Tournament Championship game appearances since 2011 and first NCAA Tournament win since 2001 to cap off his career in the Blue & White during the 2022-23 season. He finished his career-best senior season with 14.2 points and 6.3 rebounds per game. He proved to be one of the most efficiently productive players in the country, as one of only five Division I players to tally 10+ points per game and 6+ rebounds per game while shooting at least 50% from two-point range (53.3%), 40% from three-point range (40.0%) and 80% from the free throw line (80.7%).

Lundy finished his Penn State career ranking sixth all-time in school history in career 3-pointers (229), ninth in career free throw percentage (81.4 FT%) and 20th in career points (1,283). He became the 39th member of Penn State's 1,000-career point club on Jan. 11, 2023.

# ALL-TIME GREAT PLAYERS

## JALEN PICKETT



G / 6-4 / ROCHESTER, N.Y.

Jalen Pickett only spent two seasons in the Blue & White, but left his name all over the Nittany Lion record books.

Pickett's collegiate career culminated in a Consensus All-American season in 2022-23 as he averaged 17.7 ppg, 7.4 rpg and 6.6 apg with a 50.8 FG%, becoming the first Division I men's college basketball player since at least the 1992-93 season to average 17/7/6 or better while shooting at least 50% from the field. Pickett's All-America season made him Penn State's first men's basketball All-American in nearly 70 years and helped lead Penn State to its first NCAA Tournament and Big Ten Tournament Championship game appearances since 2011 and first NCAA Tournament win since 2001.

The point guard ranked top 15 in the nation in assists per game (6.6 – fifth) and assist-to-turnover ratio (2.89 – 13th) in 2022-23 while setting the Penn State single-season assists record with 243 helpers.

Pickett finished his five-year collegiate career with marks of 2,207 points (15.3 ppg), 780 rebounds (5.4 rpg), 841 assists (5.8 apg), 178 steals and 115 blocks after three seasons at Siena and two at Penn State. The Rochester, N.Y. native is the only Division I men's basketball player since at least the 1985-86 season to have accumulated career marks of 2,000+ career points, 700+ career rebounds and 800+ career assists. He tallied 1,068 points, 407 rebounds and 378 assists through just 68 games in a Penn State uniform, reaching his 1,000th point at Penn State in just 65 games.

Pickett was selected in the second round of the 2023 NBA Draft with the 32nd overall pick by the Denver Nuggets. Pickett became the highest-drafted Nittany Lion in the modern era of the two-round NBA Draft, which dates back to 1989. Calvin Booth (2nd round, pick 35, Washington) was the previous highest pick in modern Draft history.

## JOSH REAVES



G / 6-5 / FAIRFAX, VA.

One of the most versatile players in Penn State basketball history, Josh Reaves completed his career with 1,079 points, 540 rebounds, 250 steals and 310 assists. Reaves' ability to impact the game on both ends of the floor provided fans with fearsome dunks and a defense that stymied opponents.

The Fairfax, Virginia, product was voted the 2019 Big Ten Defensive Player of the Year, and he was the first Nittany Lion named the league's All-Defensive Team twice (2018, 2019). Reaves is the only player in Big Ten history to lead the conference in steals in three consecutive seasons.


A four-year starter, Reaves possessed a double-digit scoring average his junior (10.6) and senior (10.6) seasons. He ranks second all-time in career steals (250) and holds two spots on Penn State's single-season top 10 steals list.

A human highlight reel, Reaves' dunks were often featured among SportCenter's top plays. One of Reaves' most memorable plays was his game-winning dunk vs. Ohio State in the 2018 Big Ten Tournament in Madison Square Garden on a pass delivered from sophomore guard Tony Carr.

Reaves signed with the Dallas Mavericks in summer 2019 and was with the team for the 2019-20 season before continuing to play professionally overseas.

# ALL-TIME GREAT PLAYERS

## JARRETT STEPHENS



F / 6-7 / FERNDALE, MICH.

Penn State's first consensus first-team All-Big Ten selection and a USBWA All-Region pick in 2000, Jarrett Stephens was one of Penn State's most effective Big Ten post players. He produced 1,372 points, good for fifth on the all-time scoring list at the end of his collegiate career, and collected 703 rebounds for eighth all-time.

His 368 rebounds in 2000 rank as the second-most in a season at Penn State. He posted stellar marks of 18.8 ppg and 10.5 rpg during his senior season and set Penn State's single-season field goal percentage record hitting 64 percent from the floor in his junior year, a record that stood until the 2017-18 season.

Stephens moved to the top of Penn State's all-time career field goal percentage list with a shooting percentage of 58.3, a mark that only recently moved to the No. 2 spot. He averaged 11.4 ppg and 5.9 rpg in 120 career games. He was named to the NIT All-Tournament team after helping to lead Penn State to a third-place finish in the 2000 NIT and ranks as the Lions' all-time leading NIT scorer with 147 points, including 28 in the third-place game victory over NC State.

He is one of just six players to post at least 1,300 points and 700 rebounds in their Penn State career.

Stephens participated in the 2001 NBA Draft Combine, the first Nittany Lion to garner an invitation to the event and went on to play professionally in Europe and South America for nearly a decade.

Stephens is currently a scout for the NBA's Denver Nuggets.

## LAMAR STEVENS



F / 6-8 / PHILADELPHIA, PA.

Lamar Stevens returned for his senior campaign to lead the 2019-20 Nittany Lions to 21 wins, 11 Big Ten Conference wins and their first Associated Press poll ranking since 1996. Stevens helped position Penn State for an NCAA Tournament berth as the Nittany Lions reeled off a program record eight-game win streak in league play and held a No. 9 national ranking.

During his four-year career, Penn State won 76 games, most in any four-year span in its Big Ten era, and had 33 Big Ten victories, also a high mark. Included in those totals were 12 Associated Press Top 25 opponents. In his final year, the Nittany Lions captured difficult road wins at Michigan, Nebraska, Michigan State and Purdue as well an epic battle vs. No. 23 Iowa at The Palestra.

A two-time first-team All-Big Ten Conference selection and NABC and USBWA All-District pick, Stevens started all 135 games in his career with 115 double-figure scoring games and 4,532 career minutes played. He set the Penn State mark for career field goals with 801 and held two spots on the single-season list for baskets made. Stevens stands in the Penn State career top five for rebounds (875), blocked shots (127) and free throws made (519) and tied for eighth with 16 double-doubles.

Stevens was one of only two Nittany Lions in program history, Jesse Arnelle the other, with more than 2,000 career points and 800 career rebounds. With the cancellation of the Big Ten Tournament due to the COVID-19 pandemic, his career came to an end with 2,207 points, ranked No. 2 on the program's all-time scoring list.

Stevens was honored as Penn State's 2019-20 Male Student-Athlete of the Year and named to the Senior CLASS All-America second team.

Stevens played with the Cleveland Cavaliers from 2020-23. He signed with the Boston Celtics in September 2023.

# ALL-TIME GREAT PLAYERS

## MIKE WATKINS



F / 6-9 / PHILADELPHIA, PA.

Mike Watkins completed his career as one of only three Nittany Lions with 900 (953) career rebounds, second-all-time, and 1,000 career points (1,169). One of the most effective rim protectors in Penn State history, his 265 career blocked shots rank second on PSU's all-time list and he also joined the company of other big men on that Big Ten Conference career top-10 list.

Selected to the 2018 Big Ten All-Defensive Team, Watkins also made his mark on the offensive end for the Nittany Lions. He averaged 12.1 points per game during the 2017-18 season and connected on 68.5 percent of his field goal attempts. While that single-season mark ranked second on the Big Ten chart, his 70.0 percent in league games was the top figure that year and stands third in Big Ten history.

Watkins made an introduction as a freshman, swatting away 90 shots during 2016-17 and setting the Big Ten Conference Tournament single-game record with eight (2017). His 59.0 percent field goal percentage that year rose to the top of the Penn State career chart and he completed his career in the same spot (59.7 percent).

For his four-year career, Watkins had 33 double-doubles, second-highest total all-time, which included freshman-record eight in 2016-17. He led the Nittany Lions in blocked shots all four years, with three listings among the program's top 10, and was the top rebounder in three seasons.

In addition to his other statistical milestones, Watkins finished his career with 558 rebounds in Big Ten games, passing John Amaechi (1993-95) for the top spot. He also had the distinction of joining Jesse Arnette as the only other Nittany Lion to collect at least 500 rebounds by the end of his sophomore season, tying Arnette with 525.

## BOB WEISS



G / 6-3 / ATHENS, PA.

A 1965 Associated Press honorable-mention All-American, Bob Weiss was not only able to find success at the collegiate level but at the professional level as well. In 1965, he was drafted by Philadelphia in the third round and went on to play for Seattle, Milwaukee, Chicago and Buffalo during a 13-year NBA career.

Weiss posted a career average of 16.3 points per game in his three years at Penn State scoring 1,091 points in only 67 games in the era of freshman ineligibility. That total was good for third all-time on the Penn State scoring charts as he never averaged less than 15.3 ppg in a season.

Weiss' 38 points vs. Duke in 1965 still stands tied for the sixth-best single-game scoring mark in PSU history. A 1965 All-Pennsylvania selection, Weiss was a three-year starter who helped lead Penn State to a 51-16 record in three seasons, including a 20-4 mark and an NCAA Tournament appearance in 1965.

A member of the 1966-67 Philadelphia 76ers championship team, Weiss spent more than 30 years coaching in the NBA with head coaching stops at Seattle, San Antonio, Atlanta and the Los Angeles Clippers. Weiss spent three seasons in China, two as the head coach of the Shanxi Zhongyu Brave Dragons and one season leading the Shandong Lions.

In 2016, Weiss was nominated for the Tex Winter Assistant Coach Lifetime Impact Award.



# NITTANY LIONS IN THE PROS



NBA Deputy Commissioner Mark Tatum congratulates Tony Carr after he was selected by the New Orleans Pelicans with the 51st pick of the 2018 NBA Draft.

## NBA PLAYERS

### Herschel Baltimore (PSU 1940-43)

St. Louis Bombers (1946-47)

### Stanley Von Nieda (PSU 1943)

Baltimore Bullets (1949-50)

### Lou Lamie (PSU 1949-51)

Baltimore Bullets (1954-55)

### Jesse Arnette (PSU 1952-55)

Ft. Wayne Pistons (1955-56)

### Bob Weiss (PSU 1962-65)

Philadelphia 76ers (1965, 1967)

Seattle SuperSonics (1967-68)

Milwaukee Bucks (1968)

Chicago Bulls (1968-74)

Buffalo Braves (1974-76)

Washington Bullets (1976-77)

### Frank Brickowski (PSU 1978-81)

Seattle SuperSonics

(1984-86, 1995-96)

Los Angeles Lakers (1986-87)

San Antonio Spurs (1987-90)

Milwaukee Bucks (1990-94)

Charlotte Hornets (1994)

Boston Celtics (1996-97)

### Tom Hovasse (PSU 1986-89)

Atlanta Hawks (1994-95)

### John Amaechi (PSU 1993-95)

Cleveland Cavaliers (1995-96)

Orlando Magic (1999-2001)

Utah Jazz (2001-03)

### Calvin Booth (PSU 1996-99)

Washington Wizards

(1999-2001, 05-07)

Dallas Mavericks (2001, 2004-05)

Seattle SuperSonics (2001-04)

Milwaukee Bucks (2005)

Philadelphia 76ers (2007-08)

Minnesota Timberwolves (2008-09)

Sacramento Kings (2009)

### Joe Crispin (PSU 1998-2001)

Los Angeles Lakers (2001)

Phoenix Suns (2002)

### Tim Frazier (PSU 2010-12, 14)

Philadelphia 76ers (2015)

Portland Trailblazers (2015-16)

New Orleans Pelicans (2016)

Washington Wizards (2017-18)

New Orleans (2018-19)

Milwaukee Bucks (2019)

Detroit Pistons (2019-20)

Memphis Grizzlies (2021)

Cleveland Cavaliers (2022)

### Josh Reaves (PSU 2015-19)

Dallas Mavericks (2019-20)

### Lamar Stevens (PSU 2016-20)

Cleveland Cavaliers (2020-2023)

Boston Celtics (2023-present)

### Seth Lundy (PSU 2019-23)

Atlanta Hawks (2023-present)

### Jalen Pickett (PSU 2021-23)

Denver Nuggets (2023-present)

## NBA DRAFT PICKS

- 1947 John Rusinko, Baltimore (R3-30)
- 1953 Herman Sledzik, Baltimore (R7-54)
- 1955 Jesse Amelle, Fort Wayne Pistons (R2-13)
- 1961 Peter Baltic, Detroit Pistons (R9-79)
- 1965 Bob Weiss, Philadelphia (R3-22)
- 1966 Carver Clinton, Philadelphia (R11-97)
- 1967 Paul Mickey, Washington (R14-142)
- 1974 Ron Brown, Boston (R7-125)
- 1981 Frank Brickowski, New York (R3-57)
- 1983 Mike Lang, New York (R8-174)
- 1984 Dick Mumma, San Diego (R10-211)
- 1999 Calvin Booth, Washington (R2-35)
- 2018 Tony Carr, New Orleans (R2-51)
- 2023 Jalen Pickett, Denver (R2-32)
- Seth Lundy, Atlanta (R2-46)

## NBA COMBINE

- 2001 Jarrett Stephens
- 2018 Tony Carr
- 2020 Lamar Stevens
- 2023 Seth Lundy, Jalen Pickett

## NBA FREE AGENT CAMPS

- 1987 Craig Collins, Philadelphia
- 1989 Tom Hovasse, Houston
- 1990 Ed Fogell, Orlando
- 1993 DeRon Hayes, Orlando
- 1994 DeRon Hayes, Orlando
- 1994 Tom Hovasse, Atlanta
- 1996 John Amaechi, Cleveland
- 2000 Jarrett Stephens,
- 2001 Dan Earl, New Jersey
- Titus Ivory, Golden State
- Gyasi Cline-Heard, Philadelphia
- Joe Crispin, L.A. Lakers
- 2002 Dan Earl, New Jersey
- 2014 Tim Frazier, Boston
- 2015 D.J. Newbill, L.A. Clippers

# INDIVIDUAL HONORS

## HALL OF FAME

### NAISMITH MEMORIAL

Kenneth Loeffler  
Cumberland Posey Jr.

### HELMS FOUNDATION

John Lawther (coach)

### CANADIAN BASKETBALL

Romel Raffin

## OLYMPIC GAMES

### UNITED STATES

John Bach (assistant coach), 1972

### UNITED KINGDOM

Kevin Cradle (coach), 1992

### CANADA

Romel Raffin, 1976, 1984, 1988

### GERMANY

Jan-Hendrik Jagla, 2008

### JAPAN

Tom Hovasse (assistant coach, WBB), 2016  
Tom Hovasse (head coach, WBB), 2020  
(silver)

### WORLD UNIVERSITY GAMES TEAM

Tyler Smith, 2001  
Talor Battle, 2009 (bronze)

## AMERICAN BASKETBALL LEAGUE

### John Barr (PSU 1941)

Washington Brewers

### Herschel Baltimore (PSU 1940-43)

St. Louis Bombers (1947-50)

### Mark DuMars (PSU 1961)

Pittsburgh (drafted)

## OTHER PRO LEAGUES

1975 Randy Meister,  
Kentucky Colonels (ABA)  
1990 Ed Fogell, Omaha Racers (CBA,  
R6)  
1991 James Barnes,  
Rockford Lightning (CBA, R3)  
1992 David Degitz  
Tampa Bay Sunblasters (USBL,  
R5)

## ALL-AMERICA

### FIRST TEAM

1954: Jesse Arnelle (Helms Foundation)

### SECOND TEAM

1955: Jesse Arnelle (Helms Foundation)  
2023: Jalen Pickett (Associated Press,  
NABC and Sporting News)

### THIRD TEAM

1941: John Barr (Converse)  
1952: Jesse Arnelle (Helms Foundation)  
1955: Jesse Arnelle (Colliers)  
2023: Jalen Pickett (USBWA)

### HONORABLE MENTION

1954: Jesse Arnelle (Associated Press & UPI)  
1955: Jesse Arnelle (Associated Press & UPI)  
1959: Mark DuMars (UPI)  
1960: Mark DuMars (UPI)  
1965: Bob Weiss (Associated Press)  
1966: Carver Clinton (Associated Press)  
1996: Pete Lisicky (Associated Press)  
2009: Talor Battle  
(Collegehoops.net & FOXsports.com)  
2011: Talor Battle (Associated Press)

### CONSENSUS (AP, NABC, SPORTING NEWS & USBWA)

2023: Jalen Pickett

### WOODEN AWARD ALL-AMERICAN

2023: Jalen Pickett

### FRESHMAN ALL-AMERICA STREET AND SMITH'S

2004: Ben Luber (honorable mention)  
Marlon Smith (honorable mention)

## REGIONAL HONORS

### USBWA DISTRICT II PLAYER OF THE YEAR

2023: Jalen Pickett

### USBWA ALL-DISTRICT

2000: Jarrett Stephens  
2006: Geary Claxton  
2009: Talor Battle  
2011: Talor Battle  
2015: D.J. Newbill  
2018: Tony Carr  
2019: Lamar Stevens  
2020: Lamar Stevens  
2023: Jalen Pickett

## NABC ALL-DISTRICT 7

1975: Randy Meister (second team)  
1994: John Amaechi (second team)  
1995: John Amaechi (first team)  
2001: Joe Crispin (first team)  
2006: Geary Claxton (first team)  
2007: Geary Claxton (second team)  
2009: Talor Battle (first team)  
Janelle Cornley (second team)  
2010: Talor Battle (second team)  
2011: Talor Battle (first team)  
2012: Tim Frazier (second team)  
2014: D.J. Newbill (second team)  
2015: D.J. Newbill (second team)  
2018: Tony Carr (first team)  
2019: Lamar Stevens (second team)  
2020: Lamar Stevens (first team)  
2023: Jalen Pickett (first team)

## NABC DISTRICT COACH OF THE YEAR

1996: Jerry Dunn

## ASSOCIATED PRESS ALL-BIG TEN

2018: Tony Carr (first team)  
2019: Lamar Stevens (second team)

## ALL-EAST

1941: John Barr  
1966: Carver Clinton  
1990: Ed Fogell (EB third team)

## ALL-PENNSYLVANIA TEAM

1941: John Barr  
1942: Herschel Baltimore  
1943: David Hornstein  
1946: Walter Hatkevich  
1951: Lou Lamie  
1952: Jesse Arnelle  
1953: Jesse Arnelle  
1954: Jesse Arnelle  
1955: Jesse Arnelle  
1959: Mark DuMars  
1960: Mark DuMars  
1961: Mark DuMars  
1965: Bob Weiss

# INDIVIDUAL HONORS

## BIG TEN HONORS

### ALL-BIG TEN FIRST TEAM

1995: John Amaechi  
1996: Matt Gaudio (coaches)  
2000: Jarrett Stephens  
2001: Joe Crispin (coaches)  
2009: Talor Battle  
2011: Talor Battle (media)  
2012: Tim Frazier (media)  
2018: Tony Carr  
2019: Lamar Stevens (coaches)  
2020: Lamar Stevens  
2023: Jalen Pickett

### ALL-BIG TEN SECOND TEAM

1996: Matt Gaudio (media)  
Dan Earl (media)  
1997: Pete Lisicky (media)  
1999: Calvin Booth  
2000: Joe Crispin  
2001: Joe Crispin (media)  
2007: Geary Claxton (media)  
2009: Jamelle Cornley (media)  
2010: Talor Battle  
2011: Talor Battle (coaches)  
2012: Tim Frazier (coaches)  
2014: D.J. Newbill  
2015: D.J. Newbill  
2019: Lamar Stevens (media)

### ALL-BIG TEN THIRD TEAM

1993: John Amaechi (media)  
1994: John Amaechi (media)  
1996: Dan Earl (coaches)  
Glenn Sekunda  
Pete Lisicky (media)  
1997: Pete Lisicky (coaches)  
1998: Pete Lisicky (media)  
1999: Dan Earl (coaches)  
2001: Titus Ivory  
Gyasi Cline-Heard (media)  
2006: Geary Claxton  
2007: Geary Claxton (coaches)  
2008: Jamelle Cornley (media)  
2009: Jamelle Cornley (coaches)  
2014: Tim Frazier  
2016: Brandon Taylor (media)

### ALL-BIG TEN HONORABLE MENTION

2001: Gyasi Cline-Heard (coaches)  
2002: Sharif Chambliss (media)  
2003: Sharif Chambliss (media)  
Brandon Watkins (media)  
2004: Jan Jagla (coaches)  
2005: Aaron Johnson (coaches)  
2007: Jamelle Cornley

2008: Jamelle Cornley (coaches)  
2009: Stanley Pringle  
2011: Jeff Brooks  
2013: Jermaine Marshall  
D.J. Newbill  
2016: Brandon Taylor (coaches)  
2018: Lamar Stevens  
Mike Watkins  
2020: Myreon Jones (media)  
2021: John Harrar (media)  
Myreon Jones (media)  
2022: John Harrar  
2023: Andrew Funk  
Seth Lundy

### BIG TEN COACH OF THE YEAR

2009: Ed DeChellis (media)

### BIG TEN DEF. PLAYER OF THE YEAR

1998: Calvin Booth  
2019: Josh Reaves

### BIG TEN ALL-DEFENSIVE TEAM

2012: Tim Frazier  
2018: Josh Reaves  
Mike Watkins  
2019: Josh Reaves  
2020: Jamari Wheeler  
2021: Jamari Wheeler

### BIG TEN FRESHMAN OF THE YEAR

2006: Jamelle Cornley

### BIG TEN ALL-FRESHMAN TEAM

2004: Marlon Smith  
2005: Geary Claxton  
2006: Jamelle Cornley  
2017: Tony Carr

## BIG TEN ALL-TOURNAMENT

2000: Jarrett Stephens  
Joe Crispin  
2001: Joe Crispin  
2011: Talor Battle  
2015: D.J. Newbill  
2018: Tony Carr  
2023: Seth Lundy  
Jalen Pickett

## BIG TEN PLAYER OF THE WEEK

1994: John Amaechi (1/31/1994)  
1996: Pete Lisicky (12/11/1995)  
Glenn Sekunda (1/16/1996)  
Matt Gaudio (2/12/1996)  
1998: Jarrett Stephens (2/23/1998)  
1999: Calvin Booth (11/30/1998)  
Joe Crispin (2/29/1999)  
2000: Jarrett Stephens (11/28/1999)  
Jarrett Stephens (12/13/1999)  
Joe Crispin (1/24/2000)  
2001: Joe Crispin (11/27/2000)  
Joe Crispin (12/11/2000)  
2004: Jan Jagla (12/29/2003)  
Jan Jagla (1/12/2004)  
2005: Geary Claxton (11/15/2004)  
2007: Geary Claxton (1/1/2007)  
Danny Morrissey (1/8/2007)  
2008: Geary Claxton (12/17/2007)  
Geary Claxton (1/8/2008)  
2009: Talor Battle (11/24/2008)  
Jamelle Cornley (1/26/2009)  
2011: Talor Battle (1/30/2011)  
2014: D.J. Newbill (2/3/2014)  
2015: D.J. Newbill (12/1/2014)  
2016: Brandon Taylor (2/22/2016)  
2017: Mike Watkins  
(Freshman-12/19/2016)  
Mike Watkins  
(Freshman-1/16/2017)  
Lamar Stevens  
(Freshman-2/13/2017)  
2018: Tony Carr (2/19/2018)  
2020: Lamar Stevens (2/10/2020)  
2023: Jalen Pickett (12/27/2022)  
Jalen Pickett (2/20/2023)

# INDIVIDUAL HONORS

## ACADEMIC ALL-BIG TEN HONORS

- 1993: (3) John Amaechi, Greg Bartram, John Dietz  
 1994: (4) Nate Althouse, John Amaechi, Greg Bartram, Steve Wydman  
 1995: (4) Nate Althouse, John Amaechi, Greg Bartram, Michael Joseph  
 1996: (4) Dan Earl, Pete Lisicky, Jeremy Metzger, Chris Rogers  
 1997: (2) Pete Lisicky, Jeremy Metzger  
 1998: Pete Lisicky  
 1999: Dan Earl  
 2000: (3) Ken Krimmel, Tim McGovern, Tyler Smith  
 2001: (3) Ken Krimmel, Tyler Smith, B.J. Vossekuil  
 2002: (3) Ken Krimmel, Tyler Smith, B.J. Vossekuil  
 2003: B.J. Vossekuil  
 2006: (2) David Jackson, Mike Walker  
 2007: (8) Milos Bogetic, David Jackson, Will Leiner, Danny Morrissey, Jordan Norwood, Nikola Obradovic, Joonas Suotamo, Mike Walker  
 2008: (6) Adam Highberger, Will Leiner, Danny Morrissey, Nikola Obradovic, Joonas Suotamo, Mike Walker  
 2009: (5) Adam Highberger, Steve Kirkpatrick, Will Leiner, Danny Morrissey, Andrew Ott  
 2010: (3) Adam Highberger, Steve Kirkpatrick, Andrew Ott  
 2011: (3) Tim Frazier, Steve Kirkpatrick, Billy Oliver  
 2012: (3) Sasa Borovnjak, Tim Frazier, Billy Oliver  
 2013: (5) Sasa Borovnjak, Nick Colella, Tim Frazier, Kevin Montminy, Ross Travis  
 2014: (3) Zach Cooper, Tim Frazier, Kevin Montminy  
 2015: (1) Kevin Montminy  
 2016: (3) Sam Halle, Julian Moore, Isaiah Washington  
 2017: (3) Julian Moore, Isaiah Washington, Alex Zhao  
 2018: (1) Julian Moore  
 2019: (2) John Harrar, Kyle McCloskey  
 2020: (4) Stephen Beattie, John Harrar, Myreon Jones, Kyle McCloskey  
 2021: (5) John Harrar, Myreon Jones, Patrick Kelly, Seth Lundy, Kyle McCloskey



*Lamar Stevens averaged 19.2 points per game during the 2018 National Invitation Tournament title run and broke Penn State's postseason individual single-game scoring record with 30 points at Marquette. He was selected as the NIT Most Outstanding Player following the championship game at Madison Square Garden.*

- 2022: (6) Andy Christos, Dan Conlan, Caleb Dorsey, John Harrar, Dallion Johnson, Sam Sessoms  
 2023: (5) Andy Christos, Dan Conlan, Caleb Dorsey, Ishaan Jagiasi, Dallion Johnson

## BIG TEN DISTINGUISHED SCHOLARS

- 2013: (1) Kevin Montminy  
 2014: (1) Kevin Montminy  
 2017: (1) Alex Chao  
 2019: (2) Kyle McCloskey, Austin Thomas  
 2020: (3) Stephen Beattie, Myreon Jones, Kyle McCloskey  
 2021: (2) Myreon Jones, Kyle McCloskey  
 2022: (1) Dan Conlan  
 2023: (1) Dan Conlan

## BIG TEN MEDAL OF HONOR

- 1995: John Amaechi  
 2022: John Harrar

## BIG TEN OUTSTANDING SPORTSMANSHIP AWARD

- 2021: John Harrar  
 2022: John Harrar

## BIG TEN TOURING ALL-STARS

- 1991: Elton Carter  
 1992: Michael Joseph  
 1993: Michael Jennings  
 1994: Dan Earl  
 1995: Pete Lisicky  
 1996: Jeremy Metzger  
 1997: Greg Stevenson  
 1998: Joe Crispin  
 1999: Scott Witkowski  
 2000: No Big Ten Touring Team  
 2001: Sharif Chambliss  
 2002: Jason McDougald  
 2003: No Big Ten Touring Team  
 2004: Kevin Fellows, Marlon Smith, Ed DeChellis (coach), Kurt Kanaskie (coach)  
 2005: Brandon Hassell  
 2006: Mike Walker

# INDIVIDUAL HONORS

## ATLANTIC 10 AWARDS

### ALL-A10 FIRST TEAM

1983: Mike Lang, center  
1989: Tom Hovasse, forward  
1990: Ed Fogell, center  
1991: DeRon Hayes, forward

### A-10 FRESHMAN OF THE YEAR

1990: DeRon Hayes

### A-10 COACH OF THE YEAR

1990: Bruce Parkhill

### A-10 TOURING ALL-STARS

1989: Ed Fogell  
1990: Freddie Barnes

## ECAC HONORS

### SCHOLAR-ATHLETE AWARD

1959: Ted Kubista

### SOPHOMORE OF THE YEAR

1972: Ron Brown

## IN-SEASON TOURNAMENT MVPS

1959: Ted Kubista (Richmond)  
1964: Bob Weiss (Motor City)  
1965: Bob Weiss (Motor City)  
1966: Ray Saunders (Gator Bowl)  
1975: Randy Meister (Gator Bowl)  
1987: Brian Allen (Miami AMI)  
1991: Freddie Barnes (Atlantic 10)  
1992: Freddie Barnes (First Bank)  
2000: Joe Crispin (ECAC Holiday Classic)

## NATIONAL ALL-TOURNEY TEAMS

### NCAA FINAL FOUR

1954: Jesse Arnelle

### NCAA EAST REGIONAL

1942: John Egli

### NATIONAL INVITATION TOURNAMENT (NIT)

1990: James Barnes  
1995: Dan Earl  
1998: Calvin Booth  
2000: Jarrett Stephens  
Joe Crispin  
2009: Talor Battle  
Janelle Cornley  
(Most Outstanding Player)  
2018: Tony Carr  
Lamar Stevens  
(Most Outstanding Player)

## COSIDA ACADEMIC ALL- AMERICA

### FIRST TEAM

1994: John Amaechi  
1995: John Amaechi

### SECOND TEAM

1997: Pete Lisicky  
1998: Pete Lisicky

### THIRD TEAM

1999: Dan Earl  
2002: Tyler Smith

## CoSIDA ACADEMIC ALL-AMERICA OF THE YEAR

1995: John Amaechi

## CoSIDA ACADEMIC ALL-DISTRICT II

1994: John Amaechi (first team)  
1995: John Amaechi (first team)  
1997: Pete Lisicky (first team)  
1998: Pete Lisicky (first team)  
1999: Dan Earl (first team)  
2002: Tyler Smith (first team)  
2008: Danny Morrissey (first team)  
2009: Danny Morrissey (first team)  
2023: Andrew Funk

## NABC ACADEMIC EXCELLENCE TEAM AWARD

2019-20

## NABC HONORS COURT

2020: Stephen Beattie, John Harrar,  
Kyle McCloskey  
2022: Dan Conlan, John Harrar,  
Ishaan Jagiasi

## NCAA POST-GRADUATE SCHOLARSHIP

1982: Mike Edelman  
1995: John Amaechi

## ANSON MOUNT SCHOLAR-ATHLETE

1995: John Amaechi

## PENN STATE MALE STUDENT-ATHLETE OF THE YEAR

1997-98: Pete Lisicky  
2000-01: Joe Crispin  
2010-11: Talor Battle  
2019-20: Lamar Stevens

## SENIOR CLASS AWARD

2014: Tim Frazier (first team)  
2020: Lamar Stevens (second team)

## JOHN LAWTHER TEAM AWARD

### MOST VALUABLE PLAYER

1969: Bill Stansfield  
 1970: Tom Daley  
 1971: Chuck Crist  
 1972: Ron Brown  
 1973: Randy Meister  
 1974: Ron Brown  
 1975: Kevin Burke  
 1976: David Angstadt  
 1979: Tom Wilkinson  
 1980: Frank Brickowski  
 1982: Mike Lang  
 1983: Mike Lang  
 1984: Wally Choice  
 1985: Craig Collins  
 1986: Paul Murphy  
 1987: Tom Hovasse, Tony Ward  
 1988: Wes Jones  
 1989: Tom Hovasse  
 1990: Ed Fogell  
 1991: James Barnes  
 1992: Monroe Brown  
 1993: DeRon Hayes  
 1994: John Amaechi  
 1995: John Amaechi  
 1996: Matt Gaudio  
 1997: Pete Lisicky  
 1998: Pete Lisicky  
 1999: Calvin Booth, Dan Earl  
 2000: Jarrett Stephens  
 2001: Gyasi Cline-Heard, Joe Crispin,  
 Titus Ivory  
 2002: Not presented  
 2003: Not presented  
 2004: Marlon Smith  
 2005: Not presented  
 2006: Not presented  
 2007: Geary Claxton, Jamelle Cornley  
 2008: Talor Battle, Jamelle Cornley  
 2009: Talor Battle, Jamelle Cornley  
 2010: Talor Battle  
 2011: Talor Battle  
 2012: Tim Frazier  
 2013: D.J. Newbill  
 2014: D.J. Newbill  
 2015: D.J. Newbill  
 2016: Brandon Taylor  
 2017: Tony Carr  
 2018: Tony Carr  
 2019: Lamar Stevens  
 2020: Lamar Stevens  
 2021: John Harrar  
 2022: John Harrar  
 2023: Not presented

## LOU LAMIE AWARD

### MOST INSPIRATIONAL PLAYER

1979: Jud Wood  
 1980: Mike Edelman  
 1982: Mike Edelman  
 1983: Rich Fetter  
 1984: David Griffin  
 1985: Dwight Gibson  
 1986: Brian Allen  
 1987: Brian Allen  
 1988: Christian Appleman  
 1989: Christian Appleman  
 1991: Monroe Brown  
 1992: Freddie Barnes  
 1993: Nate Althouse  
 1994: Matt Gaudio  
 1995: Nate Althouse  
 1996: Dan Earl  
 1997: Phil Williams  
 1998: Titus Ivory  
 1999: Dan Earl  
 2000: Jarrett Stephens  
 2001: Titus Ivory  
 2002: Ken Krimmel  
 2003: Ndu Egekeze  
 2004: Ndu Egekeze  
 2005: Mike Walker  
 2006: Danny Morrissey  
 2007: Mike Walker  
 2007: Jamelle Cornley  
 2009: Danny Morrissey  
 2010: Tim Frazier  
 2011: Andrew Jones  
 2012: Billy Oliver  
 2013: Sasa Borovnjak  
 2014: Zach Cooper  
 2015: Kevin Montminy  
 2016: Jordan Dickerson  
 2017: Julian Moore  
 2018: John Harrar  
 2019: Mike Watkins  
 2020: Trent Buttrick  
 2021: John Harrar  
 2022: John Harrar  
 2023: Not presented

### MOST IMPROVED PLAYER

1969: Bruce Mello  
 1970: Ron Kodish  
 1971: Paul Neumayer  
 1972: Ed Chubb  
 1990: James Barnes  
 1991: Jon Dietz  
 1992: Eric Carr, Steve Wydman

1993: John Amaechi  
 1994: Steve Wydman  
 1995: Donovan Williams  
 1996: Glenn Sekunda  
 1997: Jarrett Stephens  
 1998: Jarrett Stephens  
 1999: Calvin Booth  
 2000: Tyler Smith  
 2001: Gyasi Cline-Heard  
 2002: Sharif Chambliss  
 2003: Jan Jagla, Aaron Johnson  
 2004: Not presented  
 2005: Danny Morrissey  
 2006: Ben Lubber  
 2007: Brandon Hassell  
 2009: Andrew Jones  
 2010: David Jackson  
 2011: Jeff Brooks  
 2012: Jon Graham  
 2013: D.J. Newbill  
 2014: Brandon Taylor  
 2015: Geno Thorpe  
 2016: Payton Banks, Shep Garner  
 2017: Josh Reaves  
 2018: Lamar Stevens  
 2019: Jamari Wheeler  
 2020: Myreon Jones  
 2021: Seth Lundy  
 2022: Seth Lundy  
 2023: Not presented

## COACHES AWARD

1980: Gary Korkowski  
 1982: Craig Buffie  
 1983: Tom McCluskey  
 1984: Jim Randig (manager)  
 1985: Dwight Gibson  
 1986: Christian Appleman  
 1987: Christian Appleman  
 1988: James Eaddy  
 1989: Brian Allen  
 1990: Rodney Henderson  
 1991: Tony Soskich  
 1992: David Degitz  
 1994: Nate Althouse  
 1995: Dan Earl  
 1996: Chris Rogers  
 1997: Rahsaan Carlton  
 1998: Carl Jackson  
 1999: Tim McGovern  
 2000: Tim McGovern  
 2001: Ken Krimmel, B.J. Vossekuil  
 2002: Tyler Smith  
 2003: Monte Shubik (manager),

# TEAM AWARDS

B.J. Vossekuil  
2004: Not presented  
2005: Jon Salazer (head trainer),  
Dave Phillips  
2006: Mike Walker  
2007: Danny Morrissey  
2009: David Jackson  
2010: Andrew Jones  
2011: David Jackson  
2012: Cammeron Woodyard  
2013: Nick Colella  
2014: Tim Frazier  
2015: Ross Travis  
2016: Donovan Jack  
2017: Wendy Miller (admin. assistant)  
2018: Shep Garner  
2019: Deivis Zemgulis  
2020: PJ Mullen (marketing director)  
2021: Jonathan Salazer (head trainer)  
2022: Jalen Pickett  
2023: Not presented

## DAVE PHILLIPS MEMORIAL AWARD

### UNsung HERO

1986: Kip DeWitt  
1987: Kip DeWitt  
1988: Tony Ward  
1989: Rodney Henderson, Lem Joyner  
1990: Monroe Brown  
1991: Eric Carr  
1992: Brian Anderson  
1993: Michael Jennings  
1994: Sandy Meyer (academic counselor)  
1995: Michael Joseph  
1996: Donovan Williams  
1998: Jon Branam  
1999: Joe Crispin  
2000: Carl Jackson  
2001: Tyler Smith  
2002: Ndu Egekeze  
2003: DeForrest Riley  
2004: Ben Lubert  
2005: Jason McDougald  
2007: Dr. Doug Aukerman (team physician)  
2008: Eldon Price (dir. basketball ops.)  
2009: Stanley Pringle  
2010: Jeff Brooks  
2011: Jon Graham  
2012: D.J. Newbill  
2013: Alan Wisniewski  
2014: Patrick Moore (office helper)  
2015: Mitch Stover (equip. manager)  
2016: 20-Year CVC Volunteers  
Steve Greer, Elana Pyle,  
Frank Welsh

2017: Justin Ascareggi, Ryan Brennan,  
Nick Higgins, Kevin Hudash,  
Jon Tramer, Andrew Woller  
(student managers)  
2018: Julian Moore  
2019: The Juice Squad (John Harrar,  
Kyle McCloskey, Jamari Wheeler)  
2020: David Caporaletti (dir. player dev.)  
2021: Jim Ferry (Interim Head Coach)  
2022: Austin "Bo" Waggoner (graduate  
assistant)  
2023: Not presented

## SCHOLASTIC ACHIEVEMENT AWARD

1990: Ed Fogell  
1991: David Degitz  
1992: David Degitz  
1993: Greg Bartram  
1994: Greg Bartram  
1995: Greg Bartram  
1996: Pete Lisicky  
1997: Pete Lisicky  
1998: Pete Lisicky  
1999: Tyler Smith, Dan Earl  
2000: Tyler Smith  
2001: Tyler Smith, Ken Krimmel  
2002: Ken Krimmel  
2003: B.J. Vossekuil  
2004: Ndu Egekeze  
2005: Kevin Fellows  
2006: Danny Morrissey  
2007: Joonas Suotamo  
2008: Danny Morrissey  
2009: Adam Highberger  
2010: Steve Kirkpatrick  
2011: Steve Kirkpatrick  
2012: Kevin Montminy  
2013: Ross Travis  
2014: Kevin Montminy  
2015: Alan Wisniewski  
2016: Devin Foster  
2017: Deivis Zemgulis  
2018: Deivis Zemgulis  
2019: Rasir Bolton  
2020: Mike Watkins  
2021: Dallion Johnson  
2022: Dan Conlan  
2023: Not presented

## JOHN EGLI SPIRIT AWARD

1969: Ron Hornyak  
1970: Jeff Schweitzer  
1971: Paul Neumayer  
1972: Pat Lukasavich

## JOHN EGLI / MR. DEFENSE AWARD

### BEST DEFENSIVE PLAYER

1969: Bruce Mello  
1970: Mike Egleston  
1972: Jim Dashfield  
1973: Jon Marshall  
1998: Calvin Booth  
1999: Calvin Booth  
2000: Titus Ivory  
2001: Titus Ivory  
2002: Tyler Smith  
2003: Jan Jagla  
2006: Geary Claxton  
2007: Geary Claxton  
2009: Stanley Pringle  
2010: David Jackson  
2011: Tim Frazier

### SCRAPPIEST PLAYER

*Sponsored by Steve Krentzman*

1999: Titus Ivory  
2000: Titus Ivory  
2001: Tyler Smith  
2002: Daren Tielsch  
2003: Sharif Chambliss, Brandon Watkins  
2004: Aaron Johnson  
2005: Geary Claxton  
2006: Jamelle Cornley  
2007: Will Leiner  
2008: David Jackson  
2009: Will Leiner  
2010: Adam Highberger  
2011: Steve Kirkpatrick  
2012: Ross Travis  
2013: Kevin Montminy  
2014: Alan Wisniewski  
2015: Jordan Dickerson  
2016: Sam Halle  
2017: Mike Watkins  
2018: Josh Reaves, Mike Watkins  
2019: Josh Reaves  
2020: Jamari Wheeler  
2021: Kyle McCloskey  
2022: John Harrar  
2023: Not presented

# ALL-TIME LETTERWINNERS

A		
Ackerman, Pat	2012, 13	
Adam, H.W.	1917	
Adler, Dan	2004	
Aichroth, C.T.	1918*	
Alcorn, Charles	1944	
Allen, Brian	1986, 87, 88, 89	
Althouse, Nate	1993, 94, 95	
Amaechi, John	1993, 94, 95	
Anderson, Brian	1992	
Angstadt, Dave	1974, 75, 76	
Appleman, Christian	1987, 88, 89	
Arnelle, Jesse	1952, 53, 54, 55	
Avillion, Ron	1963, 64, 65	

B		
Babb, Chris	2009, 10	
Baidy, Steve	1956, 57, 58	
Bailey, Ryan	1997	
Baltimore, Herschel	1941, 42, 43	
Banfield, Mike	1982, 83*	
Banks, Payton	2015, 16, 17	
Banta, Marcus	2000, 01	
Barakat, Howard	1967*	
Barnette, W.C.	1907, 09	
Barnes, Freddie	1989, 90, 91, 92	
Barnes, James	1988, 89, 90, 91	
Baron, E.R.	1927, 28	
Barr, John	1939, 40, 41	
Barron, J.A.	1944	
Bartram, Greg	1992, 93, 94, 95	
Barvinchak, Dick	1973	
Batnick, Irwin	1945, 48	
Battle, Talor	2008, 09, 10, 11	
Beattie, Stephen	2020	
Bekale, Stephan	2000, 01, 02	
Benanti, Andy	1985	
Bergstein, Mickey	1943*	
Biery, Jack	1943, 47, 48	
Binder, W.G.	1913, 14	
Bishop, M.L.	1916	
Blake, Bruce	1986, 87, 88, 89	
Blakeslee, R.D.	1915, 16, 17, 18	
Bliss, William	1959*	
Blocker, Jim	1953, 54, 55	
Blowers, C.A.	1931	
Blyler, F.L.	1934	
Blythe, F.H.	1909, 10, 11, 12	
Bogetic, Milos	2006, 07	
Bolton, Rasir	2019	
Bongartz, Gary	1970*	
Booth, Calvin	1996, 97, 98, 99	
Bordi, Peter	2006, 07*	
Borovnjak, Sasa	2010, 12, 13	
Bostick, Nazeer	2017, 18	
Bowen, Jimmy	2010, 11*	

Bowes, H.R.	1916	
Bowman, Tre	2011	
Bozinski, Sylvester	1945	
Bradley, J.F.	1902, 03	
Branam, Jonathan	1998	
Brand, F.C.	1930, 31, 32	
Breene, S.A.	1937*	
Brewer, Jim	1953, 54	
Brickowski, Frank	1978, 79, 80, 81	
Brockington, Izaiah	2020, 21	
Brooks, Jeff	2008, 09, 10, 11	
Brooks, William	1947*	
<b>BROWN, JAMEEL</b>	<b>2023</b>	
Brown, Monroe	1989, 90, 91, 92	
Brown, Ron	1972, 73, 74	
Browne, J.E.	1929	
Bryant, Willie	1969, 70, 71	
Buchout, W.H.	1899	
Buffie, Craig	1979, 80, 81, 82	
Burke, Kevin	1973, 74, 75	
Burkett, B.J.	1938*	
Buttrick, Trent	2018, 19, 20, 21	

C		
Caldwell, W.G.	1916*	
Cameron, Brandon	2003	
Campbell, B.F.	1929*	
Carlton, Rahsaan	1993, 94, 95, 97	
Carr, Dan	1965	
Carr, Eric	1990, 91, 92, 93	
Carr, Tony	2017, 18	
Carter, Elton	1991, 92, 93	
Chalk, F.T.	1923*	
Chalmers, G.D.	1937, 39	
Chambliss, Sharif	2001, 02, 03	
Chase, Bruce	1974	
Chemsak, John	1954*	
Choice, Wally	1981, 82, 83, 84	
Chrabascz, Carl	1985, 86, 87	
<b>CHRISTOS, ANDY</b>	<b>2021, 22, 23</b>	
Chubb, Ed	1971, 72, 73	
<b>CLARY, KANYE</b>	<b>2023</b>	
Claxton, Geary	2005, 06, 07, 08	
Cline-Heard, Gyasi	1998, 99, 2000, 01	
Clinton, Carver	1964, 65, 66	
Cohen, Sid	1943	
Colender, Wally	1958, 59, 60	
Collela, Nick	2012, 13	
Collins, Craig	1982, 83, 84, 85	
Collura, Angelo	1955*	
<b>CONLAN, Dan</b>	<b>2022, 23</b>	
Conn, J.D.	1931, 32, 33	
Cooper, Bernard	1952*	
Cooper, Zach	2013, 14	
Corbin, M.H.	1937, 38, 39	
Cornley, Jamelle	2006, 07, 08, 09	

Cornwall, Jaheam	2022	
Costa, Martin	1949, 50	
Couch, Q.W.	1940*	
Craig, R.H.	1912, 13	
Crenshaw, Sam	1998, 2002	
Crispin, Joe	1998, 99, 2000, 01	
Crispin, Jon	2000, 01	
Crist, Chuck	1970, 71, 72	
Crowell, R.H.	1940, 41	
Curran, J.J.	1944	
Currie, Herbert	1945, 46	
Curtin, J.M.	1897	

D		
Daley, Tom	1968, 69, 70	
Dankos, Bill	1977	
Dashfield, Jim	1972	
Davis, L.L.	1930, 31, 32	
Daykin, Al	1933	
Dean, Brian	1981, 82, 83	
DeChellis, Ed	1982*	
Degitz, David	1989, 90, 91, 92	
Delp, George	1927, 28	
DeWitt, Kip	1984, 85, 86, 87	
Dickerson, Jordan	2014, 15, 16	
Diehl, Will	1980	
Dietterick, Bruce	1947	
Dietz, Jon	1990, 91, 92, 93	
Doaty, Tom	1974, 75, 76	
Dodge, Chet	1976*	
Donato, Bob	1962, 63, 64	
Dorsey, Caleb	2021, 22, 23	
Dread, Myles	2019, 20, 21, 22, 23	
DuBarry, E.G.	1907, 08	
Dubois, Maxwell	2007	
DuMars, Mark	1959, 60, 61	
Dunlap, Stuart	1950*	
Dunn, William R.	1902, 03, 04, 05	

E		
Eaddy, James	1988	
Earl, Dan	1994, 95, 96, 99	
Edelman, Mike	1979, 80, 81, 82	
Edwards, Bill	2010	
Edwards, Bob	1957, 58, 59	
Edwards, Dave	1953, 54, 55	
Egekeze, Ndu	2001, 02, 03, 04	
Eggleston, Mike	1968, 69, 70	
Egli, John	1942, 43	
Eisele, Fred	1960, 61	
Elder, G.A.	1900, 01	
Erichsen, Chris	1975, 76, 77	



# ALL-TIME LETTERWINNERS

## F

Fast, C.H.	1918
Fellows, Kevin	2002, 03, 04, 05
Fenton, Curtis	2008*
Fetter, Rich	1980, 81, 82, 83
Fields, Earl	1954, 55, 56
Fisher, Adam	2006, 07*
Fittin, Bob	1970, 71, 72
Fixter, W.D.	1924
Fletcher, J.E.	1934
Fletcher, Rob	2002, 03, 04
Flotz, T.F.	1904, 05, 06
Fogell, Ed	1987, 88, 89, 90
Forjan, Jim	1981, 82, 83, 84
Forster, J.G.	1901*
Foster, Devin	2015, 16
Frair, Thomas	1975*
Frazier, Tim	2010, 11, 12, 14
Fritz, Dana	1995, 97
Fry, R.C.	1930
Fulton, J.K.	1898, 99
Fulton, J.K.	1907, 08, 09
Funk, Andrew	2023
Funk, Walter	1944

## G

Garlick, Vinnie	1983, 84
Garner, Shep	2015, 16, 17, 18
Gaudio, Matt	1992, 94, 96
Gent, L.D.	1942, 43
Gephart, J.T.	1901
Gearhart, Terrence B.	1976, 77*
Gerecter, J.M.	1942*
Gerhardt, E.O.	1923, 24, 25
Gibson, Dwight	1982, 83, 84, 85
Gifford, Kyle	2008, 09*
Glennon, L.L.	1935
Glover, Matt	2012
Glunt, Denny	2011*
Godbey, Galen	1968
Goldenberg, Carl	1949*
Gordon, D.J.	2021
Gordon, J.T.	1912*
Graham, Jon	2012, 13
Graves, Terry	1983, 84
Grays, Greg	1998, 99
Grier, Marshall	1984
Griffin, David	1981, 82, 83, 84
Griffith, Ron	1956*
Grimes, Dick	1940, 41, 42
Gross, Elmer	1940, 41, 42
Guyton, Ralph	1967

## H

Haag, Ed	1952, 53, 54
Haddow, H.A.	1910, 11
Haines, Hinkey	1920, 21
Hall, Norm	1956
Halle, Sam	2016
Hamas, Michael	1927
Hamas, Steve	1927, 28, 29
Hamilton, Gregg	1967
Hammond, C.H.	1931, 32
Hancock, Tom	1957, 58, 59
Harding, J.M.	1907*
Harrington, F.B.	1909
Harris, Gene	1960, 61, 62
Hartnett, Joe	1955
Harrar, John	2018, 19, 20, 21, 22
Hartz, B.L.	1912, 13
Hassell, Brandon	2005, 06, 07, 08
Hatkevich, Walter	1946
Hay, R.C.	1913, 14
Hayes, DeRon	1990, 91, 92, 93
Hayes, Gary	1967
Hazle, Grant	2017, 18, 19, 20
Healy, Judd	1946*
Heaton, M.F.	1904, 05, 06
Hegedus, Bruce	1980
Henderson, Rodney	1987, 88, 89, 90
Henn, Michael	2023
Henning, C.F.	1933, 34
Hermann, Burke	1907, 08, 09, 10
Highberger, Adam	2010
Hileman, J.R.	1924*
Hileman, R.C.	1932*
Hill, Clayton	1949*
Hilliard, Bill	1958*
Hodgson, Bob	1970, 71, 72
Hoffman, Bob	1955, 56
Hoffman, Earl	1961, 62, 63
Hoffman, Mike	1992, 93, 94*
Hollinger, H.H.	1904*
Hood, D.G.	1926
Hoover, Terry	1963, 64, 65
Hornstein, David	1942, 43, 47
Hornyak, Ron	1969
Houston, Jarad	2001
Hovasse, Tom	1986, 87, 88, 89
Huemmerich, Carl	2008, 09*
Huffman, H.R.	1927*
Hughes, C.L.	1939*
Hunter, J.G.	1935
Hutchinson, Bob	1962

## I

Ice, Mike	1978
Iuzzolino, Mike	1987, 88
Ivory, Titus	1998, 99, 2000, 01

## J

Jack, Donovan	2013, 14, 15, 16
Jackson, Carl	1997, 98, 99, 2000
Jackson, David B.	2008, 09, 10, 11
Jackson, David W.	2006, 07
Jacobson, B.D.	1928, 29
Jagiassi, Ishaan	2022, 23
Jagla, Jan	2002, 03, 04
Jefferson, Carvin	1976, 77, 78, 79
Jennings, Michael	1990, 91, 93, 94
Jester, H.G.	1914, 15
Johnson, Aaron	2003, 04, 05
Johnson, C.J.	1988, 89, 90, 91
Johnson, Dallion	2021, 22, 23
Johnson, J.F.	1902
Johnson, John	2014, 15
Jolley, Ricky	1990
Jones, Andrew	2008, 09, 10, 11
Jones Jr., Curtis	2020
Jones, Dave	1961*
Jones, Myreon	2019, 20, 21
Jones, Wes	1986, 87, 88
Jordy, Jim	1956
Joseph, Michael	1992, 93, 94, 95
Joyce, Marty	1991
Joyner, Lem	1989, 90, 91

## K

Kart, Ulo	1962
Kasatkin, Daniil	2019
Kelly, Patrick	2020, 21
Kemble, Ken	1966
Killinger, Glenn	1919, 20, 21
Killmer, M.L.	1904, 06
King, M.B.	1906*
Kinzer, Bob	1976
Kirkpatrick, Steve	2008, 09, 10, 11
Koch, A.J.	1929
Kodish, Ron	1970, 71
Koehler, H.L.	1922, 23
Kopcha, Brad	1995
Korkowski, Gary	1978, 79, 80
Kornick, M.L.	1935, 36
Krimmel, Ken	1999, 2000, 01, 02
Krumrine, Paul	1929
Kubista, Ted	1957, 58, 59
Kuhn, Steve	1977, 78, 79, 80
Kulp, John	1947, 48
Kunze, Bill	1971, 72, 73

# ALL-TIME LETTERWINNERS

## L

Lamie, Lou	1949, 50, 51
Lang, Mike	1980, 81, 82, 83
Laubach, J.A.	1917
Lavin, Eusebio	1953*
Lawther, Jim	1947
Lawther, John	1943
Lazarus, Larry	1998, 99, 2000*
Lee, E.J.	1930
Lee, Greg	2022
Lee, Ken	1985, 86*
Leiner, Will	2007, 08, 09
Leisher, Bob	1956, 57
Lewis, Trey	2012
Leyda, W.B.	1930
Light, Richard	1945
<b>LILLEY, DEMETRIUS</b>	<b>2023</b>
Lindemuth, L.B.	1909*
Linden, Jim	1967, 68, 69
Liner, Stuart	1963*
Lisicky, Pete	1995, 96, 97, 98
Lockwood, W.P.	1897, 98, 99
Loeffler, Ken	1922, 23, 24
Long, E.E.	1944
Looney, Quentin	1962*
Luber, Ben	2004, 05, 06, 07
Ludwig, John	1963
Lundy, Seth	2020, 21, 22, 23

## M

MacDonald, N.J.	1926
Machamer, Bryan	1995, 97
Macomb, Jim	1930
Macht, Alex	2011, 12*
Madway, Ralph	1940
Magduegbunam, Akosa	2013
Mahaffey, Evan	2023
Makarewicz, Chester	1951
Malinchak, Tom	1963, 64
Mariano, Lucas	2008, 09*
Marin, Charlie	1962
Marisa, Rudy	1954, 55, 56
Marshall, Jermaine	2011, 12, 13
Marshall, Jon	1973, 74
Martin, J.S.	1920*
Maselli, Mike	1987, 88*
Masticola, Jim	1946
Mason, C.R.	1917*
Mauthe, Pete	1912, 13
Mays, Donnie	1980, 81
Mazess, J.H.	1929, 30, 31
McCleary, E.T.	1899, 1900, 01
McCloskey Kyle	2019, 20, 21
McCluskey, Tom	1982, 83
McDermott, John	1972, 73
McDougald, Jason	2002, 03, 04, 05

McEntire, F.E.	1910, 11
McFarlane, N.B.	1932, 33, 34
McGovern, Joe	1966, 67
McGovern, Tim	1998, 99, 2000
McKenna, Dan	1992, 93, 94
McKnight, Damien	1995, 96
McMahan, Jay	1950, 51, 52
McMillan, G.M.	1919
McMinn, E.K.	1932, 33
McNally, Jack	2010, 11, 12*
McNary, Don	1944
McSweeney, Cilk	2006
McWilliams, C.J.	1936, 37
McWilliams, H.C.	1938, 39, 40
Meister, Randy	1973, 74, 75
Mello, Bruce	1969, 70, 71
Metzger, Jeremy	1996, 97
Metzger, L.K.	1914
Meyers, J.C.	1931, 32
Mickey, Paul	1965, 66, 67
Miehoff, Sol	1936, 37, 38
Miller, Jeff	1975, 76, 77, 78
Miller, J.P.	1922
Miller, M.D.	1941*
Mitchell, John	1961, 62, 63
Mitten, Paul	1931*
Moffatt, J.S.	1939, 40, 41
Mollenauer, R.F.	1930*
Montminy, Kevin	2012, 13, 14, 15
Moore, Frank	1951
Moore, Julian	2015, 16, 17, 18
Moorehead, C.H.	1905, 06
Morrissey, Danny	2005, 07, 08, 09
Moser, Matt	1983
Moser, W.C.	1931, 32, 33
Moskowitz, Monroe	1944
Moss, P.F.	1936
Mullen, W.B.	1918, 19, 20
Mumma, Dick	1981, 82, 83, 84
Murphy, Paul	1984, 85, 86, 87
Musser, John	1959
Myers, Ben	1965, 66*
Myers, M.W.	1921*

## N

Nessing, Stan	1970*
Neumayer, Paul	1971, 72, 73
Newbill, D.J.	2013, 14, 15
Newhart, Thomas	1974*
Newcomer, Jim	1985, 86, 87
Nichols, Paul	1969, 70
Nicholson, H.L.	1933*
Njie, Kebba	2023
Nordbloom, Carl	1948, 49
Nugent, William	1945
Nussbaum, Taylor	2018, 19, 20, 21

## O

Obradovic, Nikola	2006, 07, 08
O'Connor, Rob	1976, 77, 78
Oliver, Billy	2011, 12
Onyeaka, Kevin	2013
Ott, Andrew	2009, 10
Ouder Kirk, Jim	1974, 75, 76
Oweh, Irekfe	2022
Owens, Mike	1979

## P

Page, L.B.	1926*
Page, P.R., Jr.	1927
Palmiero, Carmen	1957
Panoplos, Ted	1950, 51
Park, J.F.	1913, 14, 15
Parker, Travis	2005, 06
Parkhill, Will	1948
Parks, H.K.	1934
Peal, Tracy	1980, 81
Peapos, Mike	1985, 86, 87, 88
Pearce, A.M.	1899, 1900
Persson, Jeff	1966, 67, 68
Peterson, H.J.	1936, 37, 38
Pfirman, John	1947
Phillips, Fred	1951*
Phillips, John	1960, 61, 62
Phillips, Richard	1953
Pickett, Jalen	2022, 23
Piatak, Dave	1957*
Pierce, Satchel	2018
Piorowski, Joe	1951, 52, 53
Pollock, Bill	1985, 86, 87
Popelas, Andy	1971, 72
Popera, Jeff	1989, 90*
Power, Mike	1978
Preston, Keenan	1973, 74, 75
Pringle, Stanley	2008, 09
Proksa, Joe	1936, 37
Prosser, C.A.	1937, 38, 39

## R

Racusin, Norman	1939, 40
Raffin, Romel	1975, 76
Rainey, Ron	1956, 57, 58
Ramey, Mel	1960
Ramin, R.F.	1941, 42
Ramsay, Bob	1956, 57
Randig, Jim	1983, 84*
Reaves, Josh	2016, 17, 18, 19
Reber, W.M.	1902
Reed, Jim	1965, 66
Reed, J.N.	1922, 23, 24
Reed, W.I.	1908, 09, 10
Reichenbach, J.L.	1936, 37, 38
Reilly, L.D.	1927, 28, 29

# ALL-TIME LETTERWINNERS

Reinhold, R.H.	1928, 29
Replogle, N.E.	1919, 20, 21
Rex, Mel	1959
Ricks, Darrell	1987, 88, 89, 90
Riley, B.A.	1935, 36
Riley-Smith, DeForrest	2003
Ritts, F.M.	1919
Roberts, Allen	2014
Roberts, W.H.	1916
Roepke, J.P.	1926
Rogers, Chris	1993, 94, 95, 96
Rogowski, Pete	1998, 99, 2000
Rohland, Robert	1953, 54, 55
Roseboro, Jerry	1964, 66
Ross, M.D.	1907, 08, 10
Ruble, C.W.	1902
Ruble, J.S.	1899, 1900, 01
Ruhlman, Terrell	1948, 49
Rusinko, John	1946, 47
Russell, Al	1947
Ryan, Jr., J.T.	1934*

## S

Saltzman, S.S.	1930, 31
Samuel, Terrence	2017
Sapp, Edward	1939
Saul, Bill	1960
Saunders, Ray	1964, 65, 66
Savery, W.H.	1914
Sayers, J.B.	1922*
Sborgi, G.V.	1902, 03
Schisler, Lee	1950
Schwarz, Walt	1978
Schwendeman, Greg	1957
Scott, Jevonnie	2022
Sekunda, Glenn	1995, 96
Senzel, Charles	1964*
Sessoms, Sam	2021, 22
Shair, S.	1922, 23
Sharpe, B.H.	1902
Sharpe, R.E.	1915*
Shea, Frank	1960
Sherry, John	1952, 53, 54
Shoemaker, Greg	2004*
Shore, H.E.	1910, 11, 12
Shrock, Ron	1973*
Shubik, Monte	2001, 02, 03*
Shuptar, Tom	1951
Silvert, Steve	1952*
Simon, Milt	1946, 47, 48, 49
Sleepy, K.B.	1911*
Sledzik, Herm	1951, 52, 53
Small, R.H.	1936
Smith, Andrew	1995, 96, 97*

Smith, H.W.	1940
Smith, J.F.	1935, 36
Smith, J.L.	1935, 36
Smith, Marlon	2004, 05
Smith, Tyler	1999, 2000, 01, 02
Solic, Jim	1979, 80, 81
Soskich, Tony	1988, 89, 90, 91
South, A.L.	1902
Sprecher, Clay	1897, 98
Stahley, J.N.	1929, 30
Stansfield, Bill	1967, 68, 69
Staub, Ken	1962
Stepanauksy, Don	1964
Stephens, Jarrett	1996, 97, 98, 2000
Stevens, Lamar	2017, 18, 19, 20
Stevenson, Greg	1997, 98
Stevenson, M.R.	1897, 98, 99
Stewart	1900, 01
Stocker, J.M.	1933, 34, 35
Stopper, W.M.	1937, 38, 39
Storer, John	1950
Strand, George	1980
Strohm	1897, 98
Sudimack, Joe	1948*
Summers, Rob	2003, 04
Suotamo, Joonas	2006, 07, 08
Sweetland, Paul	1958, 59, 60
Swift, J.P.	1936*
Szepesi, Leslie	1945

## T

Tarr, Dan	1971, 72
Tate, Jamaal	2001, 02, 05
Taylor, Brandon	2013, 14, 15, 16
Thoas, D.J.	1932, 33, 34
Thorpe, Geno	2014, 15
Ticknor, B.C.	1907
Tielsch, Daren	2002
Tocci, Joe	1949, 50
Townsend, E.D.	1935*
Travis, Ross	2012, 13, 14, 15
Trueblood, Jake	1960, 61
Tsimbila, Abdou	2021

## V

Von Neida, H.B.	1926, 27, 28
Von Neida, S.L., Jr.	1943
Vossekuil, B.J.	2000, 01, 02, 03

## W

Wagner, J.S.	1916, 17
Waha, W.B.	1907, 08, 09
Walker, Mike	2005, 06, 07, 08
Walton, I.E.	1915, 16, 17
Ward, Tony	1985, 87, 88
Washington, Isaiah	2016, 17

Watkins, Brandon	2000, 01, 02, 03
Watkins, Mike	2017, 18, 19, 20
Watts, Clarence	1955
Weber, E.J.	1930
Weidenhammer, Ron	1952, 53, 54
Weiss, Bob	1963, 64, 65
Wheeler, Jamari	2018, 19, 20, 21
White, Jalanni	2022
Wilkinson, Tom	1977, 78, 79, 80
Williams, C.H.	1931
Wisniewski, Alan	2012, 13, 14, 15
Williams, Donovan	1992, 94, 95, 96
Williams, Hardy	1951, 52
Williams, Phil	1994, 95, 96, 97
Willison, Wally	1945
Wills, R.N.	1928*
Wilson, A.J.	1914, 15
Wilson, A.K.	1920, 21
Wilson, Don	1959, 60, 61
Wilson, J.R.	1929
Wilson, L.L.	1917, 18, 19
Wisniewski, Alan	2012, 13, 14, 15
Witkowsky, Scott	1998, 99, 2000, 01
Wittum, C.M.	1933, 34
Wolf, F.H.	1918, 19, 20, 21
Wolz, Scott	1979, 80, 81
Wood, Jud	1979
Woodward, Graham	2014
Woodyard, Cammeron	2009, 10, 11, 12
Wooten, Harvey	1976
Wydman, Steve	1992, 93, 94
Wynter, Camren	2023

## Y

Yeckley, E.J.	1904, 05, 06
Young, Bill	1967, 68, 69
Young, F.C.	1918
Young, G.J.	1911
Young, Walter	1977, 78

## Z

Zemgulis, Deivis	2016, 17, 18, 19
Zhao, Alex	2016, 17
Zsuppan, Levi	2011*

\* Lettered as manager.

**BOLD** indicates current Mittany Lion.

# NCAA TOURNAMENT HISTORY

- ▶ **Appearances:** 10 (last 2023)
- ▶ **Final Four:** 1 (1954)
- ▶ **Record:** 10-12 (.455)
- ▶ **Overtime:** 0-1 (last 1991)
- ▶ **5-Point or less games:** 2-5

## ▶ MOST POINTS

**PSU:** W, 82-74 vs. N. Carolina (2001)

**OPP:** L, 86-80 vs. Arkansas (1996)

## ▶ LARGEST MARGIN OF VICTORY

**PSU:** 17; 76-59 vs. Texas A&M (2023)

**OPP:** 29; 82-53 vs. Iowa (1955)

## ▶ CONSECUTIVE WINS: 3 (1954)

**Last 10:** 4-6

**Last 5:** 2-3

## ▶ NCAA TOURNAMENT MVP

1954: Jesse Arnelle (East Regional)

## ▶ ALL-TOURNAMENT TEAM

1954: Jesse Arnelle, F (Final Four)

1954: Jesse Arnelle, F (East Regional)

1942: John Egli, G (East Regional)

## RECORD BY ROUND

**First Round:** 5-5

**Second Round:** 3-4

**Quarterfinals:** 1-2

**Semifinals:** 0-1

## TOURNAMENT SEEDS

1991 #13

1996 #5

2001 #7

2011 #10

2023 #10

## VS. TOURNAMENT OPPONENTS

Arkansas	0-1
Dartmouth	0-1
Eastern Michigan	0-1
Illinois	1-0
Iowa	0-1
Kentucky	0-2
LaSalle	0-1
LSU	1-0
Memphis State	1-0
North Carolina	1-0
North Carolina State	0-1
Notre Dame	1-0
Princeton	0-1
Providence	1-0
Temple	0-2
Texas	0-1
Texas A&M	1-0
Toledo	1-0
UCLA	1-0
USC	1-0

## NCAA TOURNAMENT RECORDS

### ▶ CAREER SCORING

1.	202	Jesse Arnelle	1952, 54, 55
2.	71	Ron Weidenhammer	1952, 54, 55
3.	61	John Sherry	1952, 54
4.	54	Titus Ivory	2001
5.	53	Gyasi Cline-Heard	2001
6.	48	Ed Haag	1952, 54
7.	46	Joe Crispin	2001
	46	Earl Fields	1954, 55
	46	Jim Blocker	1952, 54, 55
10.	39	Andrew Funk	2023

### ▶ GAME SCORING

1.	27	Andrew Funk	vs. Texas A&M, 2023
2.	25	Jesse Arnelle	vs. Kentucky, 1955
	25	Jesse Arnelle	vs. USC, 1954
4.	23	Talor Battle	vs. Temple, 2011
5.	22	Jesse Arnelle	vs. Kentucky, 1952
	22	Jesse Arnelle	vs. NC State, 1952
	22	Jesse Arnelle	vs. Notre Dame, 1954
8.	21	Gyasi Cline-Heard	vs. North Carolina, 2001
	21	Joe Crispin	vs. North Carolina, 2001
	21	Titus Ivory	vs. North Carolina, 2001
11.	20	Titus Ivory	vs. Temple, 2001

### ▶ GAME REBOUNDING

1.	22	Jesse Arnelle	vs. Memphis St., 1955
2.	16	Carver Clinton	vs. Princeton, 1965
3.	14	Jesse Arnelle	vs. LSU, 1954
4.	11	Glenn Sekunda	vs. Arkansas, 1996
5.	10	Jalen Pickett	vs. Texas, 2023
	10	Gyasi Cline-Heard	vs. Providence, 2001
	10	Jesse Arnelle	vs. Iowa, 1955

### ▶ 3-POINT FIELD GOALS

1.	8	Andrew Funk	vs. Texas A&M, 2023
2.	5	Talor Battle	vs. Temple, 2011
	5	Pete Lisicky	vs. Arkansas, 1996
4.	4	Myles Dread	vs. Texas, 2023
	4	Joe Crispin	vs. Temple, 2001
	4	Titus Ivory	vs. Temple, 2001
7.	3	Joe Crispin	vs. Providence, 2001
	3	Titus Ivory	vs. Providence, 2001
	3	Brandon Watkins	vs. Temple, 2001

### OPPONENT GAME RECORDS

Scoring:	34, Bob Pettit, LSU, 1954
Rebounding:	24, Bob Pettit, LSU, 1954
3-Pt Field Goals:	4, Dexter Dennis, Texas A&M, 2023
	4, Pat Bradley, Arkansas, 1996

# NCAA TOURNAMENT HISTORY

## DATE OPPONENT (LOCATION) W/L SCORE

**1942 OVERALL RECORD: 18-3; NCAA RECORD: 1-1**

3/20/42 vs. Dartmouth (New Orleans, La.) L 39-44  
*Leading PSU scorer: John Egli, 12*

3/21/42 vs. Illinois (New Orleans, La.) W 41-34  
*Leading PSU scorer: L.D. Gent, 21*

**1952 OVERALL RECORD: 20-6; NCAA RECORD: 0-2**

3/21/52 vs. Kentucky (Raleigh, N.C.) L 54-82  
*Leading PSU scorer: Jesse Arnelle, 22*

3/22/52 vs. NC State (Raleigh, N.C.) L 60-69  
*Leading PSU scorer: Jesse Arnelle, 22*

**1954 OVERALL RECORD: 18-6; NCAA RECORD: 4-1**

3/9/54 vs. Toledo (Ft. Wayne, Ind.) W 62-50  
*Leading PSU scorer: Jesse Arnelle, 13*

3/12/54 vs. LSU (Iowa City, Iowa) W 78-70  
*Leading PSU scorer: Jesse Arnelle, 24*

3/13/54 vs. Notre Dame 63 (Iowa City, Iowa) W 71-63  
*Leading PSU scorer: Jesse Arnelle, 22*

### NCAA FINAL FOUR

3/19/54 vs. LaSalle (Kansas City, Mo.) L 54-69  
*Leading PSU scorer: Jesse Arnelle, 18*

3/20/54 vs. USC (Kansas City, Mo.) W 70-61  
*Leading PSU scorer: Jesse Arnelle, 25*

**1955 OVERALL RECORD: 18-10; NCAA RECORD: 1-2**

3/8/55 vs. Memphis State (Lexington, Ky.) W 59-55  
*Leading PSU scorer: Jesse Arnelle, 20*

3/11/55 vs. Iowa (Evansville, Ind.) L 53-82  
*Leading PSU scorer: Bob Hoffman, 14*

3/12/55 vs. Kentucky (Evansville, Ind.) L 59-84  
*Leading PSU scorer: Jesse Arnelle, 25*

## DATE OPPONENT (LOCATION) W/L SCORE

**1965 OVERALL RECORD: 20-4; NCAA RECORD: 0-1**

3/8/65 vs. Princeton (Philadelphia, Pa.) L 58-60  
*Leading PSU scorer: Jim Reed, 16*

**1991 OVERALL RECORD: 21-11; NCAA RECORD: 1-1**

3/15/91 vs. (#4) UCLA (Syracuse, N.Y.) W 74-69  
*Leading PSU scorer: James Barnes, 19*

3/17/91 vs. (#14) E. Michigan (Syracuse, N.Y.) L (OT) 68-71  
*Leading PSU scorer: Four players with 12 points*

**1996 OVERALL RECORD: 21-7; NCAA RECORD: 0-1**

3/14/96 vs. (#12) Arkansas (Providence, R.I.) L 80-86  
*Leading PSU scorer: Calvin Booth, 20*

**2001 OVERALL RECORD: 21-12; NCAA RECORD: 2-1**

3/16/01 vs. (#10) Providence (New Orleans) W 69-59  
*Leading PSU Scorer: Gyasi Cline-Heard 16 (10 rebs)*

3/18/01 vs. (#2) North Carolina (New Orleans) W 82-74  
*Leading PSU Scorer: Joe Crispin and Titus Ivory, 21*

3/23/01 vs. (#11) Temple (Atlanta, Ga.) L 72-84  
*Leading PSU Scorer: Titus Ivory, 20*

**2011 OVERALL RECORD: 19-15; NCAA RECORD: 0-1**

3/17/11 vs. (#7) Temple (Tucson, Ariz.) L 64-66  
*Leading PSU Scorer: Talor Battle, 23*

**2023 OVERALL RECORD: 23-14; NCAA RECORD: 1-1**

3/16/23 vs. (#7) Texas A&M (Des Moines, Iowa) W 76-59  
*Leading PSU Scorer: Andrew Funk, 27*

3/18/23 vs. (#2) Texas (Des Moines, Iowa) L 66-71  
*Leading PSU Scorer: Camren Wynter, 16*

# NCAA TOURNAMENT BOX SCORES

1942

## FIRST ROUND EAST REGIONAL

at New Orleans, La.  
March 20, 1942

Dartmouth 44, Penn State 39

**Dartmouth** - Myers 7, Munroe 8, Olsen 19, Shaw 0, Skaug 7, Pearson 3, Parmer 0  
**Totals:** FG 18; FT 8-12, 44

**Penn State** - Gross 7, Gent 2, Holt 5, Baltimore 7, Ramin 2, Egli 12, Grimes 0, Hornstein 9  
**Totals:** FG 14; FT 11-16, 39

**Halftime:** Dartmouth 22, Penn State 16

## CONSOLATION EAST REGIONAL

at New Orleans, La.  
March 21, 1942

Penn State 41, Illinois 34

**Penn State** - Gross 4, Gent 21, Baltimore 10, Ramin 0, Egli 4, Grimes 0, Hornstein 2  
**Totals:** FG 17; FT 7-13, 41

**Illinois** - Menke 8, Fowler 2, Smiley 4, Hocking 0, Mathisen 8, Wukovitz 5, Phillip 5, Vance 0, Sachs 2, Parker 0  
**Totals:** FG 12; FT 10-11, 34

**Halftime:** Penn State 26, Illinois 21

1952

## FIRST ROUND EAST REGIONAL

at Raleigh, N.C.  
March 21, 1952

Kentucky 82, Penn State 54

**Kentucky** - Linville 12, Tsioropoulos 7, Whitaker 10, Neff 2, Evans 5, Hagan 20, Clark 0, Rose 6, Ramsey 11, Rouse 1, Watson 8  
**Totals:** FG 35; FT 12-20, 82

**Penn State** - Weidenhammer 2, Piorkowski 1, Williams 2, Sherry 10, McMahan 2, Arnette 22, Haag 3, Sledzik 12.  
**Totals:** FG 19; FT 16-30, 54

**Halftime:** Kentucky 43, Penn State 25

## CONSOLATION GAME EAST REGIONAL

at Raleigh, N.C.  
March 22, 1952

NC State 69, Penn State 60

**N.C. State** - Tyler 6, Speight 15, Kukoy 2, Cook 2, Brandenburg 0, Thompson 21, Knapp 4, Yurin 3, Terrill 8, Gotkin 8, Applebaum 0  
**Totals:** FG 25; FT 19-31, 69

**Penn State** - Sherry 8, Weidenhammer 4, Williams 4, Piorkowski 5, Arnette 22, McMahan 3, Haag 3, Sledzik 5, Makarewicz 6, Blocker 0  
**Totals:** FG 23; FT 14-27, 60

**Halftime:** N.C. State 42, Penn State 36

1954

## FIRST ROUND

at Ft. Wayne, Ind.  
March 9, 1954

Penn State 62, Toledo 50

**Penn State** - Sherry 5, Blocker 4, Rohland 6, Arnette 13, Weidenhammer 10, Haag 8, Brewer 11, Fields 5  
**Totals:** FG 22; FT 18-24, 62

**Toledo** - Martin 23, Maher 4, Spice 11, Padzior 5, Ray 7  
**Totals:** FG 14; FT 22-31, 50

**Halftime:** Toledo 30, Penn State 27

## EAST REGIONAL SEMIFINAL

at Iowa City, Iowa  
March 12, 1954

Penn State 78, LSU 70

**Penn State** - Sherry 11, Rohland 2, Arnette 24, Haag 9, Weidenhammer 9, Brewer 5, Fields 9, Blocker 9, Marisa 0  
**Totals:** FG 29-82; FT 20-32, 78

**LSU** - Belcher 6, Clark 10, Pettit 34, Mcardle 9, Magee 9, Sebastian 0, Freshley 0, McNeilly 2, Jones 0  
**Totals:** FG 25-67; FT 20-24, 70

**Halftime:** Penn State 34, LSU 32

**Rebounds:** LSU 51 (Pettit 24), Penn State 37 (Arnette 14)

## EAST REGIONAL FINAL

at Iowa City, Iowa  
March 13, 1954

Penn State 71, Notre Dame 63

**Penn State** - Weidenhammer 3, Sherry 14, Brewer 7, Arnette 22, Rohland 0, Haag 12, Fields 0, Blocker 13  
**Totals:** FG 24; FT 23-30, 71

**Notre Dame** - Fannon 8, Bertrand 10, McGinn 0, Rosenthal 20, Sullivan 9, Stephens 16, Weiman 0  
**Totals:** FG 21; FT 21-30, 63

**Halftime:** Penn State 31, Notre Dame 28

## NCAA SEMIFINAL - FINAL FOUR

at Kansas City, Mo.  
March 19, 1954

LaSalle 69, Penn State 54

**LaSalle** - Singley 10, Maples 7, Blatcher 19, Gola 19, O'Malley 9, O'Hara 5  
**Totals:** FG 24; FT 21-32, 69

**Penn State** - Weidenhammer 3, Fields 5, Haag 4, Brewer 6, Arnette 18, Rohland 4, Blocker 4, Sherry 6, Edwards 4.  
**Totals:** FG 20; FT 14-24, 54

**Halftime:** LaSalle 33, Penn State 22

## NCAA THIRD PLACE

at Kansas City, Mo.  
March 20, 1954

Penn State 70, USC 61

**Penn State** - Sherry 7, Rohland 3, Arnette 25, Haag 9, Weidenhammer 12, Brewer 8, Fields 4, Blocker 2, Edwards 0  
**Totals:** FG 27; FT 16-20, 70

**USC** - Psaltis 11, Carr 4, Thompson 2, Pausig 5, Irvin 12, Ludecke 1, Hammer 8, Dunne 0, Welsh 18  
**Totals:** FG 17; FT 27-38, 61

**Halftime:** Penn State 44, USC 26

1955

## FIRST ROUND

at Lexington, Ky.  
March 8, 1955

Penn State 59, Memphis State 55

**Penn State** - Blocker 8, Edwards 4, Hoffman 2, Arnette 20, Weidenhammer 8, Fields 17, Rohland 0, Ramsay 0  
**Totals:** FG 21-60; FT 17-23, 59

**Memphis St.** - Scott 5, Davis 12, Jones 0, McClain 4, Ballard 0, Winn 2, Arnold 12, Fortner 2, Caldwell 18  
**Totals:** FG 23-81; FT 9-19, 55

**Halftime:** Penn State 33, Memphis St. 19

**Rebounds:** Penn State 61 (Arnette 22), Memphis State 44 (Arnold, Davis 10)

## EAST REGIONAL SEMIFINAL

at Evansville, Ind.  
March 11, 1955

Iowa 82, Penn State 53

**Iowa** - Davis 19, Cain 21, Logan 8, Scheuerman 2, Seaberg 13, Johnson 0, Schoof 6, George 7, Ridley 2, Martel 1, Hawthorne 3, Duncan 0  
**Totals:** FG 32-71; FT 18-29, 82

**Penn State** - Blocker 5, Edwards 0, Hoffman 14, Arnette 11, Weidenhammer 4, Fields 3, Rohland 2, Ramsay 3, Marisa 8, Hartnett 0, Watts 2, Hall 1  
**Totals:** FG 19-72; FT 15-21, 53

**Halftime:** Iowa 39, Penn State 25

**Rebounds:** Iowa 42 (Cain 9), Penn State 38 (Arnette 10)

# NCAA TOURNAMENT BOX SCORES

## EAST REGIONAL CONSOLATION

at Evansville, Ind.

March 12, 1955

Kentucky 84, Penn State 59

**Kentucky** - Bird 17, Brewer 11, Mills 6, Burrow 22, Rose 7, Calvert 19, Adkins 2

**Totals:** FG 35; FT 14-20, 84

**Penn State** - Weidenhammer 16,

Edwards 4, Hoffman 10, Arnelle 25,

Blocker 1, Rohland 0, Fields 3, Ramsay 0

**Totals:** FG 20 /; FT 19-25, 59

**Halftime:** Kentucky 40, Penn State 28

## 1965

### FIRST ROUND EAST REGIONAL

at Philadelphia, Pa. (Palestra)

March 8, 1965

Princeton 60, Penn State 58

**Princeton** - Bradley 22, Harlow 11,

Brown 0, Rodenbach 12, Walters 6,

Hummer 9

**Totals:** FG 24-62; FT 12-17, 60

**Penn State** - Avillion 11, Saunders 6,

Clinton 12, Weiss 13, Reed 16, Mickey 0

**Totals:** FG 25-69; FT 8-14, 58

**Halftime:** Princeton 31, Penn State 28

**Rebounds:** Penn State 44 (Clinton 16),

Princeton 43 (Hummer 13)

## 1991

### FIRST ROUND EAST REGIONAL

at Syracuse, N.Y. (Carrier Dome)

March 15, 1991

Penn State 74, UCLA 69

**Penn State** - J. Barnes 19, Hayes 16,

Degitz 10, F. Barnes 4, Brown 10,

Jennings 10, Johnson 3, Joyner 0,

Carter 2, Dietz 0

**Totals:** FG 28-56; FT 15-23, 74

**UCLA** - Murray 17, Butler 9, MacLean 15,

Martin 5, Madkins 11, Tarver 4, Owens 8

**Totals:** FG 28-58; FT 11-15, 69

**Halftime:** UCLA 36, Penn State 32

**Rebounds:** UCLA 35 (Owens 14),

Penn State 31 (J. Barnes 8)

**3FGs:** Penn State 3 (Jennings 2, Brown),

UCLA 2 (Madkins, Murray)

### SECOND ROUND EAST REGIONAL

at Syracuse, N.Y. (Carrier Dome)

March 17, 1991

E. Michigan 71, Penn State 68, OT

**EMU** - Hallas 12, C. Thomas 7, Kennedy

21, Ch. Thomas 11, Neely 18, Boykin 0,

Lewis 2, Felder 0, Pearson 0

**Totals:** FG 23-50; FT 21-26, 71

**Penn State** - J. Barnes 12, Hayes

12, Degitz 8, F. Barnes 12, Brown 12,

Johnson 6, Dietz 0, Carter 2, Jennings 4

**Totals:** FG 24-56; FT 14-21, 68

**Halftime:** Penn State 33, EMU 29

**Regulation:** EMU 58, Penn State 58.

**Rebounds:** EMU 35 (Hallas 8), Penn

State 32 (J. Barnes 8)

**3FGs:** Penn State 6 (F. Barnes 3, Brown

2, Jennings), EMU 4 (Ch. Thomas 2)

## 1996

### FIRST ROUND EAST REGIONAL

at Providence, R.I. (Civic Center)

March 14, 1996

Arkansas 86, Penn State 80

**Arkansas** - Towns 5, Hood 12, Robinson

15, Reid 21, Bradley 13, L. Williams 2,

Hall 14, Wilson 4, Thompson 0, Davis 0

**Totals:** FG 28; FT 20-33 86

**Penn State** - Gaudio 19, Sekunda 4,

Booth 20, Earl 14, Lisicky 17, Metzger 0,

D. Williams 0, McKnight 2, Stephens 1, P.

Williams 3, Rogers 0

**Totals:** FG 28; FT 17-26, 80.

**Halftime:** Arkansas 36, Penn State 28

**Rebounds:** Arkansas 34 (Hood 12),

Penn State 40 (Sekunda 11)

**3FGs:** Arkansas 10 (Bradley 4), Penn

State 7 (Lisicky 5, Earl 2)

## 2001

### FIRST ROUND SOUTH REGIONAL

at New Orleans, La. (Superdome)

March 16, 2001

Penn State 69, Providence 59

**Penn State** - Ivory 13, Smith 7, Cline-

Heard 16, Joe Crispin 13, Jon Crispin 11,

Tate 0, Watkins 7, Banta 2, Egekeze 0

**Totals:** FG 23-52; FT 15-19, 69

**Providence** - Augustin 3, Maxey 16,

Shabazz 13, Mills 8, Linehan 6, Rogers 2,

Kabba 2, Anrin 0, Douthit 4, Laksa 5

**Totals:** FG 22-61; FT 12-18, 59

**Halftime:** Penn State 30, Providence 30

**Rebounds:** Penn State 32 (Cline-Heard

10), Providence 41 (Shabazz 9)

**3FGs:** Penn State 8 (Ivory 3, Joe Crispin

3); Providence 3 (Linehan 2)

### SECOND ROUND SOUTH REGIONAL

at New Orleans, La. (Superdome)

March 18, 2001

Penn State 82, North Carolina 74

**Penn State** - Ivory 21, Smith 5, Cline-

Heard 19, Joe Crispin 21, Jon Crispin 5,

Tate 4, Watkins 2, Banta 2, Egekeze 3,

Witkowski 0

**Totals:** FG 31-71; FT 13-15, 82

**North Carolina** - Capel 12, Peppers 21,

Haywood 13, Curry 9, Forte 6, Morrison

1, Owens 0, Boone 0, Lang 12

**Totals:** FG 30-64; FT 11-14, 74

**Halftime:** UNC 40, Penn State 39

**Rebounds:** Penn State 33 (Cline-Heard

9), UNC 44 (Haywood 13)

**3FGs:** Penn State 7 (Ivory 3, Joe Crispin

3); UNC 3 (Capel 2)

## SOUTH REGIONAL SEMIFINAL

### SWEET 16

at Atlanta, Ga. (Georgia Dome)

March 23, 2001

Temple 84, Penn State 72

**Temple** - Wesby 14, Hawkins 8, Lyde

13, Greer 21, Wadley 13, Jefferson 15,

Rollerson 0, Thomas 0, Barry 0

**Totals:** FG 26-59; FT 26-30, 84

**Penn State** - Ivory 20, Smith 1,

Cline-Heard 18, Joe Crispin 12, Jon

Crispin 6, Tate 0, Krimmel 0, Watkins

12, Chambliss 0, Vossekuil 0, Banta 1,

Egekeze 2, Witkowski 0

**Totals:** FG 23-57; FT 13-21, 72

**Halftime:** Temple 39, Penn State 21

**Rebounds:** Temple 44 (Lyde 13),

Penn State 27 (Ivory 7)

**3FGs:** Temple 6 (Wesby 3),

Penn State 13 (Ivory 4, Joe Crispin 4)

## 2011

### FIRST ROUND WEST REGIONAL

at Tucson, Ariz. (McKale Center)

March 17, 2011

Temple 66, Penn State 64

**Penn State** - Battle 23, Frazier 15,

Jackson 14, Brooks 6, Jones 4, Woodyard 2

**Totals:** 26-54 FG, 8-19 3PT, 4-6 FT, 64 PTS

**Temple** - Fernandez 23, Moore 23,

Wyatt 10, Jefferson 7, Allen 3

**Totals:** 24-49 FG, 5-18 3PT, 13-15 FT, 66 PTS

**Halftime:** Temple 35, Penn State 33

**Rebounds:** Temple 28 (Allen 11),

Penn State 26 (Jones 8)

**3FGs:** Penn State 8 (Battle 5, Jackson 2),

Temple 5 (Fernandez 2, Wyatt 2)

# NCAA TOURNAMENT BOX SCORES

2023

## FIRST ROUND MIDWEST REGIONAL

at Des Moines, Iowa (Wells Fargo Arena)

March 16, 2023

Penn State 76, Texas A&M 59

**Penn State** - Funk 27, Pickett 19, Lundy 10, Njie 8, Dread 6, Wynter 2, Mahaffey 2, Clary 2

**Totals:** 27-56 FG, 13-22 3PT, 9-11 FT, 76 PTS

**Texas A&M** - Dennis 19, Radford 14, Taylor IV 10, Marble 8, Garcia 3, Hefner 3, Coleman III 2

**Totals:** 20-59 FG, 10-34 3PT, 9-12 FT, 59 PTS

**Halftime:** Penn State 38, Texas A&M 22

**Rebounds:** Texas A&M 36 (Garcia 9), Penn State 32 (Pickett 7)

**3FGs:** Penn State 13 (Funk 8), Texas A&M 10 (Dennis 4)

## SECOND ROUND MIDWEST REGIONAL

at Des Moines, Iowa (Wells Fargo Arena)

March 18, 2023

Texas 71, Penn State 66

**Penn State** - Wynter 16, Funk 12, Dread 12, Pickett 11, Lundy 11, Mahaffey 2, Clary 2

**Totals:** 25-60 FG, 8-28 3PT, 8-11 FT, 66 PTS

**Texas** - Disu 28, Rice 13, Carr 10, Allen 9, Hunter 6, Bishop 3, Mitchell 2

**Totals:** 31-61 FG, 1-13 3PT, 8-11 FT, 71 PTS

**Halftime:** Texas 31, Penn State 23

**Rebounds:** Texas 37 (Allen 12), Penn State 33 (Pickett 10)

**3FGs:** Penn State 8 (Dread 4), Texas 1 (Rice 1)



# NIT TOURNAMENT HISTORY

- ▶ **Appearances:** 11
- ▶ **Championships:** 2 (2009, 2018)
- ▶ **Record:** 27-9 (.750)
- ▶ **Final:** 3 (2-1); (1998, 2009, 2018)
- ▶ **Semis:** 6 (3-3); (1990, 1995, 1998, 2000, 2009, 2018)
- ▶ **Overtime:** 2-0 (last 2009 vs. George Mason)
- ▶ **5-Point or fewer games:** 12-3

## ▶ MOST POINTS

**PSU:** W, 105-103 vs. Siena (2000)

**OPP:** W, 105-103 vs. Siena (2000)

## ▶ LARGEST MARGIN OF VICTORY

**PSU:** 16; 89-73 vs. Murray St. (1989);

82-66 vs. Utah (2018)

**OPP:** 21; 73-52 vs. Notre Dame (2000)

## ▶ CONSECUTIVE WINS: 10 (2018 & 2009)

**Last 10:** 10-0

**Last 5:** 5-0

## ▶ ALL-TOURNAMENT TEAM

1990: James Barnes

1995: Dan Earl

1998: Calvin Booth

2000: Jarrett Stephens, Joe Crispin

2009: Talor Battle

Most Outstanding Player

Jamelle Cornley

2018: Tony Carr

Most Outstanding Player

Lamar Stevens

## RECORD BY ROUND

**First Round:** 7-4

**Second Round:** 6-1

**Quarterfinals:** 6-0

**Semifinals:** 3-3

**Final:** 2-1

**Consolation Game:** 3-0

## VS. TOURNAMENT OPPONENTS

Alabama 0-1

Baylor 1-0

Canisius 1-0

Dayton	1-0
Florida	1-0
George Mason	1-0
Georgia	1-0
Georgia Tech	1-0
Iowa	1-0
Kent State	1-0
Marquette	2-1
Maryland	1-0
Miami (Fla.)	1-0
Minnesota	0-1
Murray State	1-0
Nebraska	1-0
New Mexico	1-0
NC State	1-0
Notre Dame	2-1
Pittsburgh	0-1
Princeton	1-0
Rhode Island	1-0
Rider	1-0
Rutgers	1-1
San Francisco	0-1
Siena	1-0
Temple	1-0
Utah	1-0
Vanderbilt	0-1

## NIT TOURNAMENT RECORDS

### ▶ CAREER SCORING

1.	147	Jarrett Stephens	1998, 2000
2.	146	Joe Crispin	1998, 2000
3.	124	Pete Lisicky	1995, 98
4.	96	Lamar Stevens	2018
5.	93	Freddie Barnes	1989, 90, 92
6.	89	Titus Ivory	1998, 2000
7.	87	Tony Carr	2018
	87	Ed Fogell	1989, 90
9.	83	DeRon Hayes	1990, 92
10.	82	Talor Battle	2009

### ▶ GAME SCORING

1.	30	Lamar Stevens	at Marquette, 3/20/2018
2.	28	Lamar Stevens	vs. Utah, 3/29/2018
	28	Jarrett Stephens	vs. NC State, 3/30/2000
	28	Joe Crispin	Siena, 3/20/2000
5.	26	Dan Earl	vs. Marquette, 3/27/1995
	26	Carver Clinton	vs. San Francisco, 3/12/1966
7.	25	Tony Carr	at Marquette, 3/20/2018
8.	24	Tony Carr	at Notre Dame, 3/17/2018
	24	Talor Battle	George Mason, 3/17/2009
	24	Jarrett Stephens	Kent, 3/22/2000

### ▶ GAME REBOUNDING

1.	17	Frank Brickowski	vs. Alabama <sup>1</sup> , 3/15/1980
2.	16	Jarrett Stephens	Princeton, 3/15/2000
3.	14	Andrew Jones	vs. Notre Dame, 3/31/2009
4.	12	<b>John Harrar</b>	<b>vs. Utah, 3/29/2018</b>
	12	Travis Parker	Rutgers, 3/14/2006
	12	John Amaechi	at Iowa, 3/23/1995
	12	Jamelle Cornley	at Florida, 3/24/2009
8.	11	Josh Reaves	Temple, 3/14/2018
	11	Glenn Sekunda	vs. Marquette, 3/27/1995
10.	10	Andrew Jones	vs. Rhode Island, 2009
	10	Jamelle Cornley	Rutgers, 3/14/2006
	10	Calvin Booth	at Dayton, 3/16/1998
	10	Jarrett Stephens	Kent, 3/22/2000
	10	Gyasi Cline-Heard	Kent, 3/22/2000
	10	John Amaechi	at Nebraska, 3/21/1995

<sup>1</sup>at Birmingham, Ala.

### ▶ GAME 3-POINT FIELD GOALS

1.	6	Shep Garner	vs. Mississippi State, 3/27/2018
2.	5	Shep Garner	at Marquette, 3/20/2018
	5	Stanley Pringle	at Florida, 3/24/2009
	5	Talor Battle	George Mason, 3/17/2009
	5	Jon Crispin	Siena, 3/20/2000
	5	Dan Earl	vs. Marquette, 3/27/1995
	5	Pete Lisicky	at Dayton, 3/16/1998
	5	Ben Luber	Rutgers, 3/14/2006

**BOLD** indicates current Mittity Lion.

### OPPONENT GAME RECORDS

Scoring: 32, Quincy Douby, Rutgers, 2006

Rebounding: 16, Ryan Perryman, Dayton, 1998

3-Pt Field Goals: 8, Quincy Douby, Rutgers, 2006

# NIT TOURNAMENT HISTORY

DATE	OPPONENT (LOCATION)	W/L	SCORE
<b>1966 OVERALL RECORD: 18-6; NIT RECORD: 0-1</b>			
3/12/66	vs. San Francisco (New York, N.Y.)	L	77-89
	<i>Leading PSU scorer: Carver Clinton 26</i>		
<b>1980 OVERALL RECORD: 18-10; NIT RECORD: 0-1</b>			
3/15/80	vs. Alabama (Birmingham, Ala.)	L	49-53
	<i>Leading PSU scorer: Frank Brickowski 16</i>		
<b>1989 OVERALL RECORD: 20-12; NIT RECORD: 1-1</b>			
3/15/89	vs. Murray St. (University Park, Pa.)	W	89-73
	<i>Leading PSU scorer: Bruce Blake 20</i>		
3/20/89	vs. Villanova (Philadelphia, Pa.)	L	67-76
	<i>Leading PSU scorer: Freddie Barnes 16</i>		
<b>1990 OVERALL RECORD: 25-9; NIT RECORD: 4-1</b>			
3/14/90	vs. Marquette (University Park, Pa.)	W	57-54
	<i>Leading PSU scorer: James Barnes 15</i>		
3/19/90	vs. Maryland (University Park, Pa.)	W	80-78
	<i>Leading PSU scorer: Ed Fogell 20</i>		
3/21/90	vs. Rutgers (Piscataway, N.J.)	W	58-55
	<i>Leading PSU scorer: Deron Hayes, Ed Fogell 16</i>		
3/26/90	vs. Vanderbilt (New York, N.Y.)	L	62-75
	<i>Leading PSU scorer: Freddie Barnes 18</i>		
3/28/90	vs. New Mexico (New York, N.Y.)	W (OT)	83-81
	<i>Leading PSU scorer: James Barnes 19</i>		
<b>1992 OVERALL RECORD: 21-8; NIT RECORD: 0-1</b>			
3/18/92	vs. Pittsburgh (University Park, Pa.)	L	65-67
	<i>Leading PSU scorer: Deron Hayes 20</i>		
<b>1995 OVERALL RECORD: 21-11; NIT RECORD: 4-1</b>			
3/15/95	vs. Miami (Fla.) (University Park, Pa.)	W	62-56
	<i>Leading PSU scorer: John Amaechi 21</i>		
3/21/95	vs. Nebraska (Lincoln, Neb.)	W	65-59
	<i>Leading PSU scorer: Rahsaan Carlton 19</i>		
3/23/95	vs. Iowa (Iowa City, Iowa)	W	67-64
	<i>Leading PSU scorer: Rahsaan Carlton 13</i>		
3/27/95	vs. Marquette (New York, N.Y.)	L	79-87
	<i>Leading PSU scorer: Dan Earl 26</i>		
3/29/95	vs. Canisius (New York, N.Y.)	W	66-62
	<i>Leading PSU scorer: John Amaechi, Dan Earl 17</i>		
<b>1998 OVERALL RECORD: 19-13; NIT RECORD: 4-1</b>			
3/11/98	vs. Rider (University Park, Pa.)	W	82-68
	<i>Leading PSU scorer: Pete Lisicky 20</i>		
3/16/98	vs. Dayton (Dayton, Ohio)	W	77-74
	<i>Leading PSU scorer: Pete Lisicky 21</i>		
3/18/98	vs. Georgia Tech (Atlanta, Ga.)	W	75-70
	<i>Leading PSU scorers: Joe Crispin, Pete Lisicky, Greg Grays, 18</i>		
3/24/98	vs. Georgia (New York, N.Y.)	W	66-60
	<i>Leading PSU scorer: Joe Crispin 18</i>		
3/26/98	vs. Minnesota (New York, N.Y.)	L	72-79
	<i>Leading PSU scorer: Calvin Booth, Gyasi Cline-Heard 14</i>		

DATE	OPPONENT (LOCATION)	W/L	SCORE
<b>2000 OVERALL RECORD: 19-16; NIT RECORD: 4-1</b>			
3/15/00	vs. Princeton (University Park, Pa.)	W	55-41
	<i>Leading PSU scorers: Jarrett Stephens, Joe Crispin 11</i>		
3/20/00	vs. Siena (University Park, Pa.)	W	105-103
	<i>Leading PSU scorer: Joe Crispin 28</i>		
3/22/00	vs. Kent (University Park, Pa.)	W	81-74
	<i>Leading PSU scorer: Jarrett Stephens 24</i>		
3/28/00	vs. Notre Dame (New York, N.Y.)	L	52-73
	<i>Leading PSU scorer: Joe Crispin 16</i>		
3/30/00	vs. NC State (New York, N.Y.)	W	74-72
	<i>Leading PSU scorer: Jarrett Stephens 28</i>		
<b>2006 OVERALL RECORD: 15-15; NIT RECORD: 0-1</b>			
3/14/06	vs. Rutgers (University Park, Pa.)	L	71-76
	<i>Leading PSU scorer: Travis Parker 21</i>		
<b>2009 OVERALL RECORD: 27-11; NIT RECORD: 5-0</b>			
3/17/09	vs. George Mason (University Park, Pa.)	W (OT)	77-73
	<i>Leading PSU scorer: Talar Battle, 24</i>		
3/19/09	vs. Rhode Island (University Park, Pa.)	W	83-72
	<i>Leading PSU scorer: Stanley Pringle, 19</i>		
3/24/09	at Florida (Gainesville, Fla.)	W	71-62
	<i>Leading PSU scorer: Jamelle Cornley, 23</i>		
3/31/09	vs. Notre Dame (New York, N.Y.)	W	67-59
	<i>Leading PSU scorer: Talar Battle, 17</i>		
4/2/09	vs. Baylor (New York, N.Y.)	W	69-63
	<i>Leading PSU scorer: Jamelle Cornley, 18</i>		
<b>2018 OVERALL RECORD: 26-13; NIT RECORD: 5-0</b>			
3/14/18	Temple (University Park, Pa.)	W	63-57
	<i>Leading PSU scorer: Josh Reaves, 19</i>		
3/17/18	at Notre Dame (Notre Dame, Ind.)	W	73-63
	<i>Leading PSU scorer: Tony Carr, 24</i>		
3/20/18	at Marquette (Milwaukee, Wis.)	W	85-80
	<i>Leading PSU scorer: Lamar Stevens, 30</i>		
3/27/18	vs. Mississippi State (New York, N.Y.)	W	75-60
	<i>Leading PSU scorer: Tony Carr, 21</i>		
3/29/18	vs. Utah (New York, N.Y.)	W	82-66
	<i>Leading PSU scorer: Lamar Stevens, 28</i>		

# NIT FINALISTS BOX SCORES

*Penn State has made 11 appearances in the NIT, winning the 2018 and 2009 titles. Box scores included are from the six seasons that concluded in the semifinals or finals at MSG.*

## 1990

### FIRST ROUND

March 14, 1990 | University Park, Pa.  
Penn State 57, Marquette 54

**Marquette** - Powell 11, Baldwin 9, Grosse 2, Anglavar 6, Smith 23, Luter 3, Hayes 0, Leurck 0

**Totals:** FG: 21-49; FT: 8-11, 54

**Penn State** - Hayes 10, J. Barnes 15, Fogell 13, Brown 4, F. Barnes 5, Jennings 5, Degitz 5, Johnson 0, Ricks 0

**Totals:** FG: 23-54; FT: 8-10, 57

**Halftime:** Marquette 32, Penn State 31

**Rebs:** Penn State 37 (Fogell, Hayes 8), Marquette 25 (Powell 10)

**3FGs:** Marquette 4 (Anglavar 2, Smith 2), Penn State 3 (Three w/ 1)

### SECOND ROUND

March 19, 1990 | University Park, Pa.  
Penn State 80, Maryland 78

**Maryland** - Martin 2, Mustaf 22, Massenburr 26, Williams 14, McCoy 7, Anderson 2, Broadnax 2, Lewis 3

**Totals:** FG 26-53; FT 23-27, 78

**Penn State** - Hayes 13, Degitz 7, Fogell 20, Brown 12, F. Barnes 14, Jennings 3, Ricks 0, Joyner 3, Johnson 8, Jolley 0

**Totals:** FG 27-65; FT 21-27, 80

**Halftime:** Penn State 35, Maryland 35

**Rebs:** Penn State 39 (Johnson 7), Maryland 35 (Massenburr 11)

**3FGs:** Penn State 5 (F. Barnes 2), Maryland 3 (Williams 2).

### QUARTERFINAL

March 21, 1990 | Piscataway, N.J.  
Penn State 58, Rutgers 55

**Penn State** - Brown 8, Ricks 0, F. Barnes 9, Joyner 0, Degitz 9, Hayes 16, Fogell 16, Jennings 0, Johnson 0

**Totals:** FG 23-51; FT 11-13, 58

**Rutgers** - Duncan 12, Dadika 0, Jones 7, Duckett 11, Hughes 10, Smith 6, Perry 6, Lumpkin 3

**Totals:** FG 23-51; FT 6-11, 55

**Halftime:** Rutgers 34, Penn State 29

**Rebs:** Rutgers 32 (Duckett 8),

Penn State 28 (Hayes 7)

**3FGs:** Rutgers 3 (Duncan 2), Penn State 1 (F. Barnes)

### SEMIFINAL

March 26, 1990  
at Madison Square Garden, New York, N.Y.  
Vanderbilt 75, Penn State 62

**Vanderbilt** - Anglin 3, Grant 7, Reid 6, Draud 20, Wilcox 10, Milholland 11, Mayes 5, Wheat 13

**Totals:** FG 26-48; FT 15-21, 75

**Penn State** - J. Barnes 12, Hayes 10, Fogell 8, F. Barnes 18, Brown 5, Degitz 2, Joyner 0, Jennings 7, Ricks 0, Henderson 0

**Totals:** FG 26-61; FT 4-5, 62

**Halftime:** Vanderbilt 39, Penn State 31

**Rebs:** Vanderbilt 35 (Grant 11)

Penn State 27 (J. Barnes, Brown 5)

**3FGs:** Vanderbilt 8 (Draud 5), Penn State 6 (F. Barnes 4)

### THIRD-PLACE GAME

March 28, 1990  
at Madison Square Garden, New York, N.Y.  
Penn State 83, New Mexico 81 (OT)

**Penn State** - J. Barnes 19, Hayes 14, Fogell 16, F. Barnes 5, Brown 11, Degitz 12, Ricks 0, Jennings 2, Carr 4

**Totals:** FG 30-59; FT 22-30, 83

**New Mexico** - McBurrows 0, Miller 17, Longley 17, D. McGee 13, Robbins 15, Banks 19, Griego 0, Sierra 0, Walker 0

**Totals:** FG 35-65; FT 2-5, 81

**Halftime:** Penn State 35, New Mexico 35

**Regulation:** Penn State 70, New Mexico 70

**Rebs:** New Mexico 35 (Longley 14),

Penn State 34 (J. Barnes 7)

**3FGs:** New Mexico 9 (Banks 3, D. McGee 3, Robbins 3), Penn State 1 (Brown)

## 1995

### FIRST ROUND

March 15, 1995 | University Park, Pa.  
Penn State 62, Miami (Fla.) 56

**Miami** - Fraser 4, Edwards 15, Popa 13, Norris 9, Dunn 5, McCormick 0, Pearson 0, Frazier 1, Rich 6, Rosa 3,

**Totals:** FG 23-60; FT 5-7, 56.

**Penn State** - Carlton 7, Sekunda 10, Amaechi 21, Earl 7, D. Williams 0, Liskey 7, Bartram 5, P. Williams 3, Joseph 2,

**Totals:** FG 17-49; FT 24-29, 62.

**Halftime:** Miami (Fla.) 33, Penn State 20

**Rebs:** Miami (Fla.) 40 (Rich 12),

Penn State 33 (Amaechi 8)

**3FGs:** Miami (Fla.) 5 (Edwards 3), Penn State 4 (four w/ 1)

### SECOND ROUND

March 21, 1995 | Lincoln, Neb.  
Penn State 65, Nebraska 59

**Penn State** - Carlton 19, Sekunda 2, Amaechi 12, Earl 14, D. Williams 0, Bartram 9, Liskey 7, Joseph 0, P. Williams 2

**Totals:** FG 22-52; FT 9-14, 65

**Nebraska** - Badgett 4, Brooks 8, Moore 15, Strickland 9, Boone 11, Surles 0, Wald 3, Sallee 5, Glock 4

**Totals:** FG 23-50; FT 11-21, 59

**Halftime:** Penn State 36, Nebraska 36

**Rebs:** Penn State 39 (Amaechi 10),

Nebraska 29 (Strickland 7)

**3FGs:** Penn State 12 (Earl 4, Carlton, Bartram 3), Nebraska 2 (Brooks, Wald)

### QUARTERFINAL

March 23, 1995 | Iowa City, Iowa  
Penn State 67, Iowa 64

**Penn State** - Carlton 13, Sekunda 4, Amaechi 12, Earl 3, D. Williams 10, Bartram 8, Liskey 12, P. Williams 3, Joseph 2

**Totals:** FG 26-58; FT 8-18 67

**Iowa** - Murray 4, Settles 16, Bartels 8, Woolridge 28, Kingsbury 4, Carter 0, Bowen 0, Gasper 0, Skillet 0, Millard 4

**Totals:** FG 24-59; FT 11-19, 64

**Halftime:** Iowa 34, Penn State 31

**Rebs:** Penn State 50 (Amaechi 12), Iowa 37 (Settles 9)

**3FGs:** Penn State 7 (Liskey 4), Iowa 5 (Woolridge 2)

### SEMIFINAL

at Madison Square Garden, New York, N.Y.  
March 27, 1995  
Marquette 87, Penn State 79

**Penn State** - Carlton 7, Sekunda 6, Amaechi 16, Earl 26, D. Williams 4, Joseph 0, Liskey 9, P. Williams 2, Bartram 9, Althouse 0

**Totals:** FG 24-51; FT 20-33, 79

**Marquette** - Abraham 6, Eford 15, McCaskill 2, Miller 7, Pieper 31, Crawford 5, Joseph 0, Hutchins 21, Streater 0, McCall 0, Gates 0, Harris 0

**Totals:** FG 25-58; FT 22-35, 87

**Halftime:** Penn State 36, Marquette 28

**Rebs:** Penn State 42 (Sekunda 11),

Marquette 31 (Abraham, Miller, Pieper 5)

**3FGs:** Penn State 11 (Earl 5, Liskey 3), Marquette 15 (Pieper 7, Eford 4).

# NIT FINALISTS BOX SCORES

## THIRD-PLACE GAME

March 29, 1995  
at Madison Square Garden, New York, N.Y.  
Penn State 66, Canisius 62

**Penn State** - Carlton 6, Sekunda 11, Amaechi 17, Earl 17, D. Williams 4, Lisicky 6, P. Williams 4, Bartram 1, Joseph 0

**Totals:** FG 24-44; FT 13-18, 66

**Canisius** - Barley 17, Wise 9, Meeks 9, James 11, Moore 3, Collins 2, Thompson 0, Young 11, Frazier 0, Gorman 0

**Totals:** FG 25-64; FT 6-10, 62

**Halftime:** Penn State 40, Canisius 29

**Rebs:** Penn State 34 (Sekunda 8), Canisius 31 (Meeks 9)

**3FGs:** Penn State 5 (Earl 3, Lisicky 2), Canisius 6 (Young 3)

## 1998

### FIRST ROUND

March 11, 1998 | at University Park, Pa.  
Penn State 82, Rider 68

**Rider** - Lacey 15, Toumou 9, McPeck 4, Finefrock 8, Burston 14, Crawford 7, King 0, Smith 5, Perry 6, Charles 0, McClark 0, Bigos 0, Stansel 0

**Totals:** FG 27-56; FT 11-17, 68

**Penn State** - Ivory 8, Jackson 3, Booth 14, Crispin 6, Lisicky 20, Cline-Heard 6, Grays 6, Stephens 19, Stevenson 0, Witkowski 0, Branam 0, Rogowski 0, McGovern 0, Crenshaw 0

**Totals:** FG 28-57; FT 20-28, 82

**Halftime:** Penn State 35, Rider 34

**Rebs:** Penn State 30 (Lisicky 7), Rider 33 (Lacey 10)

**3FGs:** Penn State 6 (Lisicky 4), Rider 3

### SECOND ROUND

March 16, 1998 | Dayton, Ohio  
Penn State 77, Dayton 74

**Penn State** - Jackson 2, Ivory 6, Booth 19, Crispin 7, Lisicky 21, Cline-Heard 4, Grays 2, Stephens 16, Stevenson 0

**Totals:** FG 33-63; FT 5-11, 77

**Dayton** - Perryman 21, Turner 11, Ashman 15, Stanley 14, Young 4, Fitz 2, Doliboa 0, Metzler 2, Bami 5, Cooper 0

**Totals:** FG 28-71; FT 13-17, 74

**Halftime:** Penn State 33, Dayton 31

**Rebs:** Penn State 34 (Booth 10), Dayton 46 (Perryman 16)

**3FGs:** Penn State 6 (Lisicky 5), Dayton 5 (Turner 3)

## THIRD ROUND

March 18, 1998 | Atlanta, Ga.  
Penn State 75, Georgia Tech 70

**Penn State** - Ivory 1, Jackson 0, Booth 16, Crispin 18, Lisicky 18, Cline-Heard 0, Grays 18, Stephens 14, Stevenson 0, Witkowski 0

**Totals:** FG 27-60; FT 15-20, 75

**Georgia Tech** - Harpring 25, Maddox 9, Jones 7, Glover 14, Spivey 7, Machado 0, Vines 5, Floyd 3

**Totals:** FG 26-57; FT 12-19, 70

**Halftime:** Penn State 34, Georgia Tech 26

**Rebs:** Penn State 28 (Booth 8), Georgia Tech 38 (Jones 13)

**3FGs:** Penn State 6 (Lisicky 4), Georgia Tech 6 (Harpring 3)

## SEMIFINALS

at Madison Square Garden, New York, N.Y.  
March 24, 1998  
Penn State 66, Georgia 60

**Georgia** - Jones 23, Chadwick 12, Brown 2, Smith 7, Harrison 6, Oliver 0, Dukes 4, Jones 2, Hall 4, Ransom 0

**Totals:** FG 22-67; FT 10-17, 60

**Penn State** - Ivory 11, Jackson 4, Booth 11, Crispin 18, Lisicky 13, Cline-Heard 5, Grays 2, Stephens 2, Stevenson 0

**Totals:** FG 22-47; FT 16-23, 66

**Halftime:** Penn State 32, Georgia 28

**Rebs:** Penn State 39 (Lisicky 7), Georgia 39 (Jones 15)

**3FGs:** Penn State 6 (Lisicky 3), Georgia 6 (Jones 3)

## CHAMPIONSHIP GAME

at Madison Square Garden, New York, N.Y.  
March 26, 1998  
Minnesota 79, Penn State 72

**Minnesota** - Jacobson 23, Lewis 19, Sanden 0, Clark 28, Harris 7, Tarver 0, Nathaniel 0, Broxsi 2, Ja. Stanford 0, Schoenrock 0, Je. Stanford 0

**Totals:** FG 25-57; FT 22-27, 79

**Penn State** - Ivory 6, Jackson 4, Booth 14, Crispin 10, Lisicky 11, Cline-Heard 14, Grays 8, Witkowski 0, Stevenson 2, Branam 3

**Totals:** FG 26-61; FT 10-20, 72

**Halftime:** Minnesota 35, Penn State 30

**Rebs:** Penn State 38 (Booth 8), Minnesota 37 (Clark 7)

**3FGs:** Penn State 10 (Lisicky 3), Minnesota 7 (Jacobson 3)

## 2000

### FIRST ROUND

March 15, 2000 | University Park, Pa.  
Penn State 55, Princeton 41

**Princeton** - Chapman 0, Robins 0, Young 16, Gloger 10, El-Nokali 1, Baah 2, Walton 6, Rozier-Byrd 0, Rocca 6

**Totals:** FG 16-50; FT 8-14, 41

**Penn State** - Stephens 11, Ivory 9, Jackson 7, Joe Crispin 11, Jon Crispin 9, Krimmel 0, Watkins 0, McGovern 0, Cline-Heard 2, Vossekuil 0, Smith 6, Banta 0

**Totals:** FG 20-50; FT 7-13, 55

**Halftime:** Penn State 31, Princeton 15

**Rebs:** Penn State 40 (Stephens 16), Princeton 30 (Young 11)

**3FGs:** Penn State 8 (Joe and Jon Crispin, 3 each), Princeton 1

### SECOND ROUND

March 20, 2000 | University Park, Pa.  
Penn State 105, Siena 103

**Siena** - Cantamessa 20, Osinski 16, Deters 0, Stewart 8, Faison 27, Karangwa 0, Knapp 19, Buhman 3, Archbold 4, Clinton 2, Taylor 4

**Totals:** FG 39-75; FT 13-19, 103

**Penn State** - Stephens 22, Ivory 18, Jackson 4, Joe Crispin 28, Jon Crispin 17, Watkins 0, Cline-Heard 14, Smith 2, Banta 0

**Totals:** FG 27-46; FT 42-49, 105

**Halftime:** Siena 50, Penn State 47

**Rebs:** Penn State 28 (Cline-Heard 7), Siena 33 (Faison 7)

**3FGs:** Penn State 9 (Jon Crispin 5), Siena 12 (Knapp 5)

### THIRD ROUND

March 22, 2000 | University Park, Pa.  
Penn State 81, Kent State 74

**Kent State** - Thomas 18, Massey 8, Whorton 14, Mitchell 15, Huffman 2, Shaw 15, Moore 0, Vaughn 2, Meers 0, Warren 0, Perry 0

**Totals:** FG 30-61; FT 11-19, 74

**Penn State** - Stephens 24, Ivory 13, Jackson 2, Joe Crispin 18, Jon Crispin 11, Watkins 0, Cline-Heard 13, Smith 0, Banta 0

**Totals:** FG 25-54; FT 26-35, 81

**Halftime:** Kent State 34, Penn State 33

**Rebs:** Penn State 37 (Stephens, Cline-Heard, 10), Kent State 33 (Massey 10)

**3FGs:** Penn State 5 (Jon Crispin 3), Kent State 3

# NIT FINALISTS BOX SCORES

## SEMIFINALS

March 28, 2000

at Madison Square Garden, New York, N.Y.  
Notre Dame 73, Penn State 52

**Penn State** - Ivory 8, Stephens 11, Jackson 0, Joe Crispin 16, Jon Crispin 6, Cline-Heard 10, Smith 1, Watkins 0, Banta 0, Krimmel 0, Vossekuil 0  
**Totals:** FG 18-54; FT 9-15, 52

**Notre Dame** - Graves 9, Murphy 18, Swanagan 6, Carroll 13, Dillon 4, Monserez 0, Ingelsby 7, Kartelo 4, Macura 12, Thomas 0  
**Totals:** FG 25-47; FT 17-24, 73

**Halftime:** Notre Dame 38, Penn State 23  
**Rebs:** Penn State 25 (Stephens 9), Notre Dame 38 (Murphy 8).  
**3FGs:** Penn State 7 (Joe Crispin 4), Notre Dame 6

## CONSOLATION GAME

at Madison Square Garden, New York, N.Y.  
March 30, 2000

Penn State 74, NC State 72

**NC State** - Inge 18, Wilkins 21, Thornton 6, Gainey 4, Wells 6, Grundy 10, Williams 0, Miller 3, Crawford 4  
**Totals:** FG 26-55; FT 16-18, 72

**Penn State** - Ivory 9, Stephens 28, Jackson 1, Joe Crispin 14, Jon Crispin 7, Cline-Heard 8, Smith 5, Watkins 2, Witkowski 0  
**Totals:** FG 28-55; FT 13-16, 74

**Halftime:** Penn State 37, N.C. State 37  
**Rebs:** Penn State 25 (Cline-Heard 6), N.C. State 34 (Inge 9)  
**3FGs:** Penn State 5 (Joe Crispin 2), N.C. State 4

## 2009

### OPENING ROUND

March 17, 2009 | University Park, Pa.  
(2) Penn State 77, (7) George Mason 73 (ot)

**George Mason** - Monroe 8, Birdsong 0, Smith 12, Long 16, Vaughan 7, Cornelius 12, Morrison 11, Pearson 7  
**Totals:** FG 28-61; FT 9-11, 73

**Penn State** - Cornley 2, Jackson 4, Jones 11, Pringle 6, Battle 24, Babb 11, Leiner 0, Brooks 13, Morrissey 6, Ott 6  
**Totals:** FG 30-60; FT 6-11, 77

**Halftime:** George Mason 31, Penn State 38  
**Rebs:** Penn State 34 (Jones 6), George Mason (Morrison 8)  
**3FGs:** Penn State 11 (Battle 5), George Mason 8 (Long 3)

### SECOND ROUND

March 19, 2009 | University Park, Pa.  
(2) Penn State 83, (6) Rhode Island 72

**Rhode Island** - Ulmer 8, Seawright 17, Martell 2, Jones 4, Baron 24, Mejia 6, James 6, Cothran 2  
**Totals:** FG 27-62; FT 10-10, 72

**Penn State** - Jackson 7, Brooks 6, Jones 14, Pringle 19, Battle 16, Babb 13, Morrissey 6, Ott 2  
**Totals:** FG 24-53; FT 27-31, 83

**Halftime:** Rhode Island 29, Penn State 42  
**Rebs:** Penn State 37 (Jones 10), Rhode Island 26 (Ulmer 8)  
**3FGs:** Penn State 8 (Battle 4), Rhode Island 8 (Baron 6)

### QUARTERFINAL

March 24, 2009 | Gainesville, Fla.  
(2) Penn State 71, (1) Florida 62

**Penn State** - Cornley 23, Pringle 15, Jackson 14, Battle 13, Jones 3, Morrissey 3, Brooks 0, Babb 0  
**Totals:** FG 26-54; FT 11-12, 71

**Florida** - Werner 4, Tyus 15, Walker 16, Hodge 7, Calathes 10, Shipman 6, McClanahan 0, Parsons 4  
**Totals:** FG 25-60; FT 7-9, 62

**Halftime:** Penn State 33, Florida 32  
**Rebs:** Penn State 37 (Cornley 12), Florida 27 (Tyus 8)  
**3FGs:** Penn State 8 (Pringle 5), Florida 5 (Walker 4)

## SEMIFINAL

March 31, 2009

at Madison Square Garden, New York, N.Y.  
(2) Penn State 67, (2) Notre Dame 59

**Penn State** - Cornley 15, Jackson 0, Jones 16, Pringle 10, Battle 17, Babb 2, Brooks 0, Morrissey 7, Ott 0  
**Totals:** FG 25-56; FT 15-24, 67

**Notre Dame** - Hillesland 2, Harangody 17, Jackson 9, McAlarney 9, Ayers 3, Nash 0, Peoples 8, Scott 3, Zeller 8  
**Totals:** FG 21-63; FT 8-9, 59

**Halftime:** Penn State 31, Notre Dame 18  
**Rebs:** Penn State 41 (Jones 15), Notre Dame 40 (Harangody 10)  
**3FGs:** Penn State 2 (Battle & Morrissey 1), Notre Dame 9 (Peoples & Zeller 2)

## CHAMPIONSHIP

April 2, 2009

at Madison Square Garden, New York, N.Y.  
(2) Penn State 69, (3) Baylor 63

**Penn State** - Cornley 18, Jackson 10, Pringle 10, Jones 6, Battle 12, Babb 0, Brooks 4, Morrissey 9  
**Totals:** FG 22-49; FT 18-28, 69

**Baylor** - Rogers 12, Lomers 5, Jerrells 14, Dunn 18, Carter 12, Dugat 2, Diene 0, Jones 0  
**Totals:** FG 24-56; FT 5-6, 63

**Halftime:** Penn State 25, Baylor 29  
**Rebs:** Penn State 36 (Cornley 7), Baylor 29 (Rogers 8)  
**3FGs:** Penn State 7 (Morrissey 3), Baylor 10 (Dunn & Carter 4)

# NIT FINALISTS BOX SCORES

## 2018

### OPENING ROUND

March 14, 2018 | University Park, Pa.  
(4) Penn State 63, (5) Temple 57

**Temple** - Alston 15, Brown 14, Rose 11, Enechionya 6, Aflakpui 4, Perry 2, Moore 2, Moorman 2, Pierre-Louis 1.

**Totals:** FG 24-58; FT 5-14, 57

**Penn State** - Reaves 19, Bostick 12, Moore 10, Stevens 10, Garner 8, Harrar 2, Carr 2, Buttrick

**Totals:** FG 18-49; FT 20-30, 63

**Halftime:** Temple 29, Penn State 24

**Rebs:** Penn State 38 (Reaves 11), Temple 34 (Aflakpui 12)

**3FGs:** Penn State 7 (Reaves 4), Temple 4 (Alston 2)

### SECOND ROUND

March 17, 2018 | Notre Dame, Ind.  
(4) Penn State 73, (1) Notre Dame 63

**Penn State** - Carr 24, Reaves 18, Garner 15, Stevens 11, Harrar 4, Moore 1

**Totals:** FG 22-58; FT 20-25, 73

**Notre Dame** - Gibbs 17, Colson 16, Geben 10, Farrell 9, Torres 6, Pflueger 4, Mooney 1

**Totals:** FG 23-60; FT 13-17, 63

**Halftime:** Penn State 28, Notre Dame 23

**Rebs:** Notre Dame 40 (Colson 9), Penn State 38 (Reaves 9)

**3FGs:** Penn State 9 (Garner 4), Notre Dame 4 (Gibbs 2)

### QUARTERFINAL

March 20, 2018 | Milwaukee, Wis.  
(4) Penn State 85, (2) Marquette 80

**Penn State** - Stevens 30, Carr 25, Garner 19, Moore 4, Harrar 4, Reaves 3

**Totals:** FG 31-58; FT 17-12, 85

**Marquette** - Rowsey 29, Howard 21, Hauser 13, Cain 7, Anim 6, John 4, Totals 28-61 12-14 80.

**Totals:** FG 28-61; FT 12-14, 80

**Halftime:** Penn State 41, Marquette 34

**Rebs:** Penn State 30 (Harrar 9), Marquette 29 (John 9)

**3FGs:** Marquette 12 (Rowsey 6), Penn State 6 (Garner 5)

### SEMIFINAL

March 27, 2018  
at Madison Square Garden, New York, N.Y.  
(4) Penn State 75,  
(4) Mississippi State 60

**Mississippi State** - Carter 19, Ado 13, Holman 10, Peters 7, Q. Weatherspoon 6; N. Weatherspoon 5

**Totals:** FG 21-53; FT 15-21, 60

**Penn State** - Carr 21, Garner 18, Stevens 17, Reaves 9, Moore 6, Wheeler 2, Harrar 2

**Totals:** FG 29-59; FT 6-10, 75

**Halftime:** Penn State 42, Miss. State 23

**Rebs:** Miss. State 35 (Ado 8), Penn State 33 (Stevens 8)

**3FGs:** Penn State 11 (Garner 6), Miss. State 3 (Carter, Peters, N. Weatherspoon 1)

### CHAMPIONSHIP

March 29, 2018  
at Madison Square Garden, New York, N.Y.  
(4) Penn State 82, (2) Utah 66

**Penn State** - Stevens 28, Reaves 18, Carr 15, Garner 8, Harrar 7, Moore 6, Totals 32-58 9-11 82.

**Totals:** FG 32-58; FT 9-11, 82

**Utah** - Barefield 22, Bibbins 15; Rawson 11, Johnson 8, Tillman 6, Collette 4

**Totals:** FG 25-58; FT 6-9, 66

**Halftime:** Penn State 39, Utah 34

**Rebs:** Utah 34 (Tillman 6),

Penn State 27 (Harrar 12)

**3FGs:** Penn State 10 (Stevens 4), Utah 9 (Barefield 6)

# BIG TEN TOURNAMENT HISTORY

- ▶ **Tournaments:** 25 <sup>^</sup>
- ▶ **Record:** 20-25
- ▶ **Final:** 2 (0-2): 2011, 2023
- ▶ **Semis:** 5 (2-3); 2000, 2001, 2011, 2018, 2023
- ▶ **Overtime:** 3 (2-1); 2017-W, 2019-L, 2023-W
- ▶ **5-Point or less games:** 10-8  
Last: 3/12/2023 vs. Purdue, (L, 65-67)

## ▶ MOST POINTS

**PSU:** L, 94-84 vs. Illinois (2000)  
**OPP:** L, 94-84 vs. Illinois (2000)  
 L, 94-74 vs. Iowa (2001)

## ▶ LARGEST MARGIN OF VICTORY

**PSU:** 14; 66-51 vs Indiana (2009)  
**OPP:** 28; 77-49 vs. Indiana (2003)

## ▶ CONSECUTIVE WINS: 3 (2011)

Last 10: 5-5      Last 5: 3-2

## ▶ ALL-TOURNAMENT TEAM

2000: Jarrett Stephens, F; Joe Crispin, G  
 2001: Joe Crispin, G  
 2011: Talor Battle, G  
 2015: D.J. Newbill, G  
 2018: Tony Carr, G  
 2023: Seth Lundy, G; Jalen Pickett G

## TOURNAMENT SEEDS

1998:	#7
1999:	#9
2000:	#9
2001:	#7
2002:	#11
2003:	#11
2004:	#11
2005:	#11
2006:	#8
2007:	#11
2008:	#7
2009:	#6
2010:	#11
2011:	#6
2012:	#12
2013:	#12
2014:	#10
2015:	#13
2016:	#10
2017:	#13
2018:	#7
2019:	#10
2020:	<sup>^</sup> #6
2021:	#11
2022:	#11
2023:	#10

## RECORD VS. OPPONENTS IN TOURNAY

Record versus opponents in Big Ten Tournament listed on page 98.

## RECORD BY SEED

No. 6 <sup>^</sup>	4-2
No. 7	4-4
No. 8	1-1
No. 9	2-2
No. 10	3-4
No. 11	3-8
No. 12	0-2
No. 13	3-2

## RECORD BY ROUND

<b>First Round:</b>	9-12
<b>Second Round:*</b>	4-4
<b>Quarterfinals:</b>	5-4
<b>Semifinals:</b>	2-3
<b>Final:</b>	0-2

<sup>^</sup>Tournament was canceled after first-round games in 2020 due to COVID-19 pandemic.

\*Additional round added in 2015.

# TOURNAMENT RESULTS

DATE	OPPONENT (LOCATION)	W/L	SCORE
<b>1998 UNITED CENTER, CHICAGO</b>			
3/5/98	#7 Penn State vs. #10 Wisconsin	L	51-52
Leading PSU scorer: Pete Lisicky, 15			
<b>1999 UNITED CENTER, CHICAGO</b>			
3/4/99	#9 Penn State vs. #8 Northwestern	L	44-54
Leading PSU scorer: Joe Crispin, 18			
<b>2000 UNITED CENTER, CHICAGO - SEMIFINAL</b>			
3/9/00	#9 Penn State vs. #8 Michigan	W	76-66
Leading PSU scorer: Joe Crispin, 22			
3/10/00	#9 Penn State vs. #1 Ohio State	W	71-66
Leading PSU scorer: Jarrett Stephens, 21			
3/11/00	#9 Penn State vs. #4 Illinois	L	84-94
Leading PSU scorer: Jarrett Stephens, 24			
<b>2001 UNITED CENTER, CHICAGO - SEMIFINAL</b>			
3/8/01	#7 Penn State vs. #10 Michigan	W	82-80
Leading PSU scorer: Gyasi Cline-Heard, 24			
3/9/01	#7 Penn State vs. #2 Michigan St.	W	65-63
Leading PSU scorer: Joe Crispin, 22			
3/10/01	#7 Penn State vs. #6 Iowa	L	74-94
Leading PSU scorer: Gyasi Cline-Heard, 26			

DATE	OPPONENT (LOCATION)	W/L	SCORE
<b>2002 CONSECO FIELDHOUSE, INDIANAPOLIS</b>			
3/7/02	#11 Penn State vs. #6 Minnesota	L	60-84
Leading PSU scorer: Sharif Chambliss, 16			
<b>2003 UNITED CENTER, CHICAGO</b>			
3/13/03	#11 Penn State vs. #6 Indiana	L	49-77
Leading PSU scorer: Brandon Watkins, 17			
<b>2004 CONSECO FIELDHOUSE, INDIANAPOLIS</b>			
3/11/04	#11 Penn State vs. #6 Northwestern	L	52-57
Leading PSU scorers: Aaron Johnson, Marlon Smith, 14			
<b>2005 UNITED CENTER, CHICAGO</b>			
3/10/05	#11 Penn State vs. #6 Ohio State	L	69-72
Leading PSU scorer: Travis Parker, 21			
<b>2006 CONSECO FIELDHOUSE, INDIANAPOLIS</b>			
3/9/06	#8 Penn State vs. #9 Northwestern	W	68-55
Leading PSU scorer: Geary Claxton, 17			
3/10/06	#8 Penn State vs. #1 Ohio State	L	56-63
Leading PSU scorer: Jamelle Cornley, 18			
<b>2007 UNITED CENTER, CHICAGO</b>			
3/8/07	#11 Penn State vs. #6 Illinois	L	60-66
Leading PSU scorer: Mike Walker, 22			

# BIG TEN TOURNAMENT HISTORY

## 2008 CONSECO FIELDHOUSE, INDIANAPOLIS

3/8/08 #7 Penn State vs. #10 Illinois L 63-64  
*Leading PSU scorer: Talor Battle, 17*

## 2009 CONSECO FIELDHOUSE, INDIANAPOLIS

3/12/09 #6 Penn State vs. #11 Indiana W 66-51

*Leading PSU scorer: Jamelle Cornley, 22*

3/13/09 #6 Penn State vs. #3 Purdue L 65-79

*Leading PSU scorer: Jamelle Cornley, 20*

## 2010 CONSECO FIELDHOUSE, INDIANAPOLIS

3/11/10 #11 Penn State vs. #6 Minnesota L 55-76

*Leading PSU scorer: Four with 10*

## 2011 CONSECO FIELDHOUSE, INDIANAPOLIS FINAL

3/10/11 #6 Penn State vs. #11 Indiana W 61-55

*Leading PSU scorer: Jeff Brooks, 15*

3/11/11 #6 Penn State vs. #3 Wisconsin W 36-33

*Leading PSU scorer: Talor Battle, 9*

3/12/11 #6 Penn State vs. #7 Michigan State W 61-48

*Leading PSU scorer: Talor Battle, 25*

### BIG TEN CHAMPIONSHIP GAME

3/13/11 #6 Penn State vs. #1 Ohio State L 60-71

*Leading PSU scorer: Talor Battle, 24*

## 2012 CONSECO FIELDHOUSE, INDIANAPOLIS

3/8/12 #12 Penn State vs. #5 Indiana L 58-75

*Leading PSU scorer: Tim Frazier, 26*

## 2013 UNITED CENTER, CHICAGO

3/4/13 #12 Penn State vs. #5 Michigan L 66-83

*Leading PSU scorer: D.J. Newbill, 20*

## 2014 CONSECO FIELDHOUSE, INDIANAPOLIS

3/9/14 #10 Penn State vs. #7 Minnesota L 56-63

*Leading PSU scorer: D.J. Newbill, 16*

## 2015 UNITED CENTER, CHICAGO SEMIFINAL

3/11/15 #13 Penn State vs. #12 Nebraska W 68-65

*Leading PSU scorer: D.J. Newbill, 26*

3/12/15 #13 Penn State vs. #5 Iowa W 67-58

*Leading PSU scorer: D.J. Newbill, 18*

3/13/15 #13 Penn State vs. #4 Purdue L 59-64

*Leading PSU scorer: D.J. Newbill, 19*

## 2016 BANKERS LIFE FIELDHOUSE, INDIANAPOLIS

3/10/16 #10 Penn State vs. #7 Ohio State L 75-79

*Leading PSU scorer: Shep Garner, 25*

## 2017 VERIZON CENTER, WASHINGTON

3/8/17 #13 Penn State vs. #12 Nebraska W (OT) 76-67

*Leading PSU scorer: Mike Watkins, 18*

3/9/17 #13 Penn State vs. #5 Michigan St. L 51-78

*Leading PSU scorer: Tony Carr, Lamar Stevens, 16*

## 2018 MADISON SQUARE GARDEN, NEW YORK - SEMIFINAL

*With the move to MSG for 2018, the Big Ten Conference Tournament was played one week earlier (Feb. 28-March 4) than the usual dates.*

3/1/18 #7 Penn State vs. #12 Nebraska W 65-57

*Leading PSU scorer: Tony Carr, 25*

3/2/18 #7 Penn State vs. #2 Ohio State W 69-68

*Leading PSU scorer: Tony Carr, 25*

3/3/18 #7 Penn State vs. #3 Purdue L 70-78

*Leading PSU scorer: Shep Garner, 33*

## 2019 UNITED CENTER, CHICAGO

3/14/19 #10 Penn State vs. #7 Minnesota L (OT) 72-77

*Leading PSU scorer: Lamar Stevens, 24*

## 2020 BANKERS LIFE FIELDHOUSE, INDIANAPOLIS

3/12/20 #6 Penn State vs. #11 Indiana

*Event canceled March 12 morning after first-round games.*

## 2021 LUCAS OIL STADIUM, INDIANAPOLIS

3/10/21 #11 Penn State vs. #14 Nebraska W 72-66

*Leading PSU scorer: Jamari Wheeler, 19*

3/11/21 #11 Penn State vs. #6 Wisconsin L 74-75

*Leading PSU scorer: Sam Sessoms, 18*

## 2022 GAINBRIDGE FIELDHOUSE, INDIANAPOLIS

3/9/22 #11 Penn State vs. #14 Minnesota W 60-51

*Leading PSU scorer: Jalen Pickett, 22*

3/10/22 #11 Penn State vs. #6 Ohio State W 71-68

*Leading PSU scorer: Sam Sessoms, 18*

3/11/22 #11 Penn State vs. #3 Purdue L 61-69

*Leading PSU scorer: Jalen Pickett, 16*

## 2023 UNITED CENTER, CHICAGO - FINAL

3/9/23 #10 Penn State vs. #7 Illinois W 79-76

*Leading PSU scorer: Andrew Funk, 20*

3/10/23 #10 Penn State vs. #2 Northwestern W 67-65 (OT)

*Leading PSU scorer: Seth Lundy, 16*

3/11/23 #10 Penn State vs. #3 Indiana W 77-73

*Leading PSU scorer: Jalen Pickett, 28*

### BIG TEN CHAMPIONSHIP GAME

3/12/23 #10 Penn State vs. #1 Purdue L 65-67

*Leading PSU scorer: Seth Lundy, 19*



# PENN STATE RECORDS IN BIG TEN TOURNAMENT

## INDIVIDUAL - GAME

- ▶ **Points:** 33, Shep Garner, vs. Purdue, 3/3/18
  - ▶ **Rebounds:** 14, John Harrar, vs. Nebraska, 3/10/21
  - ▶ **Offensive Rebounds:** 6, John Harrar vs. Purdue, 3/11/22; Jeff Brooks, vs. Illinois, 3/8/08
  - ▶ **Defensive Rebounds:** 10, John Harrar, vs. Nebraska, 3/10/21
  - ▶ **Assists:** 11, Joe Crispin, vs. Illinois, 3/11/00
  - ▶ **Blocks:** \*\*8, Mike Watkins, vs. Nebraska, 3/8/17
  - ▶ **Steals:** 5, Tim Frazier, vs. Indiana, 3/8/12
  - ▶ **Field Goals:** 10, D.J. Newbill, vs. Michigan, 3/4/13; Jarrett Stephens, vs. Ohio State, 3/10/00
  - ▶ **Field Goal Attempts:** 25, Lamar Stevens vs. Minnesota (OT), 3/4/19; 24, Tim Frazier, vs. Indiana, 3/8/12
  - ▶ **3-Pt Field Goals:** 7 \*\*, Mike Walker, vs. Illinois, 3/8/07
  - ▶ **3-Pt Field Goal Att:** 14\*\*, Joe Crispin, vs. Northwestern, 3/4/99
  - ▶ **Free Throws:** 12, Gyasi Cline-Heard, vs. Iowa, 3/10/01
  - ▶ **Free Throw Attempts:** 14, Gyasi Cline-Heard, vs. Iowa, 3/10/01
- \*\* Big Ten Tournament Record*

## INDIVIDUAL - CAREER

- ▶ **Games Played:** 10, Myles Dread (2019-23)
- ▶ **Points:** 135, Shep Garner, 9 games (2015-18)
- ▶ **Rebounds:** 72, John Harrar, 9 games (2018-22)
- ▶ **Offensive Rebounds:** 29, John Harrar, 9 games (2018-22)
- ▶ **Defensive Rebounds:** 43, Jalen Pickett, 7 games (2022-23); John Harrar, 9 games (2018-22)
- ▶ **Assists:** 40, Joe Crispin, 8 games (1998-2001)
- ▶ **Blocks:** 11, Mike Watkins, 3 games, 2017 & 2019 (10 blocks in 2017, 1 block in 2019)
- ▶ **Steals:** 16, Titus Ivory, 8 games
- ▶ **Field Goals:** 42, Jalen Pickett, 7 games (2022-23)
- ▶ **Field Goal Attempts:** 107, Talor Battle, 8 games (2008-11)
- ▶ **3-Pt Field Goals:** 29, Shep Garner, 9 games (2015-18)
- ▶ **3-Pt Field Goal Attempts:** 70, Shep Garner, 9 games (2015-18)
- ▶ **Free Throws:** 32, Gyasi Cline-Heard, 8 games (1998-2001)
- ▶ **Free Throw Attempts:** 48, Gyasi Cline-Heard, 8 games (1998-2001)

## TEAM - GAME

- ▶ **Points:** 84, vs. Illinois, 3/11/00
- ▶ **Points/fewest:** 36 (won), vs. Wisconsin, 3/11/11
- ▶ **Points/in a half:** 49 (2nd), vs. Nebraska, 3/10/21
- ▶ **Rebounds:** 45, vs. Nebraska (OT), 3/8/17 regulation: 43, vs. Nebraska, 3/10/21
- ▶ **Offensive Rebounds:** 18, vs. Illinois, 3/13/08
- ▶ **Defensive Rebounds:** 34, vs. Nebraska (OT), 3/8/17 regulation: 30, vs. Minnesota, 3/10/22; 30, vs. Michigan State, 3/12/11
- ▶ **Assists:** 22, vs. Michigan, 3/9/00
- ▶ **Blocks:** 16\*\*, vs. Nebraska, 3/11/15
- ▶ **Steals:** 15, vs. Illinois, 3/11/02
- ▶ **Fouls:** 29, vs. Iowa, 3/10/01
- ▶ **Turnovers/most:** 26, vs. Northwestern, 3/11/04
- ▶ **Turnovers/fewest:** 5, vs. Northwestern, 3/11/18; vs. Wisconsin, 3/11/11
- ▶ **Field Goals:** 30, vs. Minnesota (OT), 3/14/19 regulation: 29, vs. Illinois 3/9/23; vs. Michigan, 3/4/13
- ▶ **Field Goal Attempts:** 71, vs. Minnesota (OT), 3/14/19 regulation: 64, vs. Ohio State, 3/10/06
- ▶ **Field Goal %:** .519, vs. Ohio State, 3/10/00
- ▶ **3-Pt Field Goals:** 13, vs. Northwestern, 3/11/18
- ▶ **3-Pt Field Goal Attempts:** 29, vs. Northwestern, 3/11/18
- ▶ **3-Pt Field Goal Pct:** .474, (9-19) vs. Ohio State, 3/2/18
- ▶ **Free Throws:** 26, vs. Iowa, 3/10/01
- ▶ **Free Throw Attempts:** 30, vs. Iowa, 3/10/01
- ▶ **Free Throw %:** .993 (14-15), vs. Purdue, 3/12/23

*\*\* Big Ten Tournament Record*

## TEAM - TOURNAMENT

- ▶ **Points:** 288, 2023 (4 games)
- ▶ **Rebounds:** 144, 2023 (4 games)
- ▶ **Offensive Rebounds:** 48, 2011 (4 games)
- ▶ **Defensive Rebounds:** 113, 2023 (4 games)
- ▶ **Assists:** 58, 2000 (3 games)
- ▶ **Blocks:** 20, 2015 (3 games)
- ▶ **Steals:** 32, 2000 (3 games)
- ▶ **Fouls:** 75, 2023 (4 games)
- ▶ **Turnovers/most:** 43, 2023 (4 games)
- ▶ **Turnovers/fewest:** (Min. 2 games): 18, 2006 (Min. 3 games): 22, 2018
- ▶ **Field Goals:** 95, 2023 (4 games)
- ▶ **Field Goal Attempts:** 215, 2023 (4 games)
- ▶ **Field Goal %:** (Min. 2 games): .479, 2000
- ▶ **3-Pt Field Goals:** 30, 2023 (4 games); 2018 (3 games)
- ▶ **3-Pt Field Goal Attempts:** 87, 2023 (4 games)
- ▶ **3-Pt Field Goal %:** (Min. 2 games): .429, 2018 (3 games)
- ▶ **Free Throws:** 68, 2023 (4 games)
- ▶ **Free Throw Attempts:** 92, 2023 (4 games)
- ▶ **Free Throw Percentage:** (min. 2 games): .826, 2001

# BIG TEN TOURNAMENT STAT LEADERS

## BIG TEN TOURNAMENT RECORDS

### ► CAREER SCORING

1.	135	Shep Garner	2015, 16, 17, 18
2.	127	Joe Crispin	1998, 99, 2000, 01
3.	120	Jalen Pickett	2022, 23
4.	116	Talor Battle	2008, 09, 10, 11
5.	103	Seth Lundy	2021, 22, 23
6.	99	D.J. Newbill	2013, 14, 15
7.	96	Gyasi Cline-Heard	1998, 99, 2000, 01
8.	93	Lamar Stevens	2017, 18, 19
	93	Titus Ivory	1998, 99, 2000, 01
10.	89	Tony Carr	2017, 18

### ► TOURNAMENT SCORING

1.	71	Talor Battle	2011
2.	68	Seth Lundy	2023
3.	66	Jalen Pickett	2023
4.	63	D.J. Newbill	2015
5.	62	Tony Carr	2018
6.	61	Jeff Brooks	2011
7.	60	Gyasi Cline-Heard	2001
8.	58	Shep Garner	2018
9.	55	Joe Crispin	2000
	55	Jarrett Stephens	2000
11.	54	Jalen Pickett	2022

### ► GAME SCORING

1.	33	Shep Garner	vs. Purdue, 3/3/18
2.	28	Jalen Pickett	vs. Indiana, 3/11/23
3.	26	D.J. Newbill	vs. Nebraska, 3/11/15
	26	Tim Frazier	vs. Indiana, 3/8/12
	26	Gyasi Cline-Heard	vs. Iowa, 3/10/01
6.	25	Tony Carr	vs. Ohio State, 3/2/18
	25	Tony Carr	vs. Northwestern, 3/1/18
	25	Shep Garner	vs. Ohio State, 3/10/16
	25	Talor Battle	vs. Michigan State, 3/12/11
10.	24	Lamar Stevens	vs. Minnesota (OT), 3/14/19
	24	Talor Battle	vs. Ohio State, 3/13/11
	24	Gyasi Cline-Heard	vs. Michigan, 3/8/01
	24	Jarrett Stephens	vs. Illinois, 3/11/00

### ► CAREER 3-PT FIELD GOALS

1.	20	Joe Crispin	1998, 99, 2000, 01
2.	19	Talor Battle	2008, 09, 10, 11
3.	16	Seth Lundy	2021, 22, 23
4.	13	Myles Dread	2019, 21, 22, 23
13	13	Shep Garner	2015, 16, 17, 18
	13	Titus Ivory	1998, 99, 2000, 01

### ► TOURNAMENT 3-PT FIELD GOALS

1.	14	Talor Battle	2011
2.	13	Shep Garner	2018
3.	11	Andrew Funk	2023
	11	Tony Carr	2018
5.	9	Seth Lundy	2023

### ► GAME 3-PT FIELD GOALS

1.	7	Mike Walker	vs. Illinois, 3/8/07
2.	6	Andrew Funk	vs. Illinois, 3/9/23
	6	Shep Garner	vs. Purdue, 3/3/18
	6	Tony Carr	vs. Northwestern, 3/1/18
	6	Talor Battle	vs. Michigan State, 3/12/11
	6	Joe Crispin	vs. Northwestern, 3/4/99

### ► CAREER REBOUNDING

1.	72	John Harrar	2018, 19, 21, 22
2.	53	Seth Lundy	2021, 22, 23
3.	51	Jeff Brooks	2008, 09, 10, 11
4.	50	Jalen Pickett	2022, 23
5.	44	Geary Claxton	2005, 06, 07

### ► TOURNAMENT REBOUNDING

1.	33	John Harrar	2022
2.	32	Jeff Brooks	2011
3.	31	Seth Lundy	2023
	31	Jalen Pickett	2023
5.	26	Jarrett Stephens	2000

### ► GAME REBOUNDING

1.	14	John Harrar	vs. Nebraska, 3/10/21
2.	13	Geary Claxton	vs. Ohio State, 3/10/05
	13	Aaron Johnson	vs. Northwestern, 3/11/04
4.	13	John Harrar	vs. Purdue, 3/11/22
	12	John Harrar	vs. Minnesota, 3/9/22
	12	Geary Claxton	vs. Ohio State, 3/10/06
	12	Jarrett Stephens	vs. Ohio State, 3/10/00
	12	Calvin Booth	vs. Northwestern, 3/4/99
9.	11	Mike Watkins	vs. Nebraska (OT), 3/8/17
	11	Ross Travis	vs. Michigan, 3/4/13
	11	Jan Jagla	vs. Northwestern, 3/11/04

### ► CAREER ASSISTS

1.	40	Joe Crispin	1998, 99, 2000, 01
2.	33	Jalen Pickett	2022, 23
3.	27	Talor Battle	2008, 09, 10, 11
4.	22	Tony Carr	2017, 18

### ► TOURNAMENT ASSISTS

1.	27	Joe Crispin	2000
----	----	-------------	------

### ► GAME ASSISTS

1.	11	Joe Crispin	vs. Illinois, 3/11/00
2.	10	Jarrett Stephens	vs. Michigan, 3/9/00
3.	9	Ben Luber	vs. Ohio State, 3/10/06
	9	Joe Crispin	vs. Michigan, 3/9/00
5.	8	Jalen Pickett	vs. Illinois, 3/9/23
	8	Titus Ivory	vs. Michigan, 3/8/01
7.	7	Jermaine Marshall	vs. Michigan, 3/4/13
	7	Joe Crispin	vs. Ohio State, 3/10/00
9.	6	Jalen Pickett	vs. Purdue, 3/11/22
	6	Tony Carr	vs. Nebraska (OT), 3/8/17
	6	Tim Frazier	vs. Michigan State, 3/12/11
	6	Talor Battle	vs. Indiana, 3/12/09
	6	Ben Luber	vs. Ohio State, 3/10/05
	6	Ben Luber	vs. Northwestern, 3/11/04

**BOLD** indicates current Nittany Lion.

### OPPONENT GAME RECORDS

Scoring:	30, Reggie Evans, Iowa, 2001
Rebounding:	18, Reggie Evans, Iowa, 2001
Assists:	10, Rich McBride, Illinois, 2007

# BRYCE JORDAN CENTER ATTENDANCE




## THE ARMORY

1897-1928  
32 Seasons • 185-16



## REC HALL

1929-1996  
68 1/2 Seasons • 516-184  
Return to Rec: 2-1 (included above)



## BRYCE JORDAN CENTER

1996-PRESENT  
27 1/2 Seasons • 279-159

### ► Top Home Game Attendances (All Games)

	Total	Opponent	Date	Venue
1.	15,472	Purdue	2/1/1997	BJC
2.	15,464	Indiana	1/26/1997	BJC
3.	15,455	Ohio State	3/1/1997	BJC
4.	15,435	Ohio State	2/27/1999	BJC
5.	15,420	Indiana	1/8/2000	BJC
6.	15,403	Ohio State	3/1/2011	BJC
7.	15,389	Northwestern	2/15/1997	BJC
8.	15,377	Michigan St.	2/24/2001	BJC
9.	15,355	Indiana	1/31/1999	BJC
10.	15,261	Minnesota	2/8/2020	BJC

### ► BJC - Average Attendance

	Average	Season	Att.	Games
1.	13,145	1996-97	197,179	15
2.	10,917	1995-96	152,838	14
3.	10,635	1998-99	148,891	14
4.	10,588	2000-01	148,231	14
5.	9,723	1997-98	136,123	14
6.	9,350	1999-2000	158,956	17
7.	9,190	2019-20	156,235	17
8.	9,046	2018-19	135,690	15
9.	8,512	2021-22	127,683	15
10.	8,150	2009-10	130,402	16

### ► Season - Total Attendance

	Total	Season	Games
1.	197,179	1996-97	15
2.	160,399	2008-09	20
3.	158,956	1999-2000	17
4.	156,235	2019-20	17
5.	152,838	1995-96	14
6.	151,785	2006-07	19
7.	148,891	1998-99	14
8.	148,231	2000-01	14
9.	136,745	2017-18	19
10.	136,693	2007-08	17

### ► BJC - Year-By-Year Attendance

Season	Average	Attendance	Games
1995-96	*14,823	118,589	8
1996-97	13,145	197,179	15
1997-98	9,723	136,123	14
1998-99	10,635	148,891	14
1999-2000	9,350	158,956	17
2000-01	10,588	148,231	14
2001-02	8,140	113,964	14
2002-03	6,902	110,437	16
2003-04	7,614	106,596	14
2004-05	7,990	111,860	14
2005-06	6,830	122,946	18
2006-07	7,989	151,785	19
2007-08	8,041	136,693	17
2008-09	8,020	160,399	20
2009-10	8,150	130,402	16
2010-11	7,457	134,221	18
2011-12	6,937	117,933	17
2012-13	7,672	130,432	17
2013-14**	6,261	106,437	17
2014-15	8,044	128,701	16
2015-16**	7,255	94,315	13
2016-17	6,992	111,868	16
2017-18	7,197	136,745	19
2018-19	9,046	135,690	15
2019-20	9,190	156,235	17
2020-21^	249	2,982	12
2021-22	8,512	127,683	15
2022-23	7,719	131,224	16

\*10,917 season average, six games in Rec Hall \*\* Game(s) played at Rec Hall not included.

^ Attendance limited to teams and families only due to COVID-19 pandemic

### ► Rec Hall - Top Attendances (Basketball Only)

	Total	Opponent	Score	Date
1.	8,600	Virginia	93-68	12/5/1973
2.	8,495	Syracuse	72-85	12/15/1979
3.	8,475	Marquette	60-73	2/2/1978
4.	8,157	DePaul	61-78	12/12/1984
5.	8,100	Syracuse	80-79	2/28/1966

### ► Rec Hall - Average Attendance

	Average	Season	Att.	Games
1.	6,666	1994-95	106,648	16
2.	6,461	1993-94	90,458	14
3.	6,119	1992-93	79,545	13
4.	6,095	1965-66	54,850	9
5.	5,873	1990-91	82,217	14

Fire codes capped attendance in the final years.

# BRYCE JORDAN CENTER RECORDS

## BJC FAST FACTS

**Opened:** Jan. 11, 1996  
**HD video board:** Fall 2011  
**Diamond vision LED ribbons:** Fall 2008  
**Record In BJC:** 279-159 (27.5 seasons)  
**Capacity (Basketball):** 15,261  
**Capacity (Other):** 16,000+  
**First Game:** Minnesota, 1/11/1996 (76-51)  
**50th Win:** Kent St. (NIT), 3/22/2000 (81-74)  
**100th Win:** Hartford, 12/6/2006 (56-55)  
**150th Win:** Michigan State, 1/8/2011 (66-62)  
**200th Win:** Iowa, 2/17/2016 (79-75)  
**250th Win:** VMI, 11/28/2020 (86-65)  
**Cost:** \$55 Million  
**Size:** 370,000-square-feet  
**Named For:** Dr. Bryce Jordan, the 14th President of Penn State (1983-90)  
**Longest Win Streak:** 14 games (1/11/1996 vs. Minnesota through 12/27/1996 vs. BYU)  
**First Loss:** vs. Iowa, 1/4/1997 (69-57)

## TOP SEASON WIN MARKS IN BJC

1.	17-3	2008-09
2.	15-4	2017-18
3.	14-3	2019-20
4.	13-3	2022-23
	13-4	2007-08
	13-4	1999-2000
	13-5	2010-11
8.	12-2	1997-98
9.	11-7	2005-06
10.	11-8	2006-07

## TOP SEASON WIN PERCENTAGES

1.	1.000 (8-0)	1995-96
2.	.857 (12-2)	1997-98
3.	.850 (17-3)	2008-09
4.	.824 (14-3)	2019-20
5.	.813 (13-3)	2022-23
6.	.789 (15-4)	2017-18
7.	.765 (13-4)	2007-08
	.765 (13-4)	1999-2000
9.	.722 (13-5)	2010-11
10.	.714 (10-4)	2000-01

## TOP-10 JORDAN CENTER CROWDS

ATT.	OPPONENT/DATE
15,472	vs. Purdue, 2/1/1997
15,464	vs. Indiana, 1/26/1997
15,455	vs. Ohio State, 3/1/1997
15,435	vs. Ohio State, 2/27/1999
15,420	vs. Indiana, 1/8/2000
15,403	vs. Ohio State, 3/1/2011
15,389	vs. Northwestern, 2/15/1997
15,377	vs. Michigan State, 2/24/2001
15,355	vs. Indiana, 1/31/1999
15,261	vs. Minnesota, 2/8/2020

## INDIVIDUAL - GAME

- ▶ **Points:** 41, Jalen Pickett vs. Illinois, 2/14/2023
- ▶ **Field Goals:** 15, Jalen Pickett vs. Illinois, 2/14/2023
- ▶ **Field Goal Attempts:** 30, Tony Carr vs. Minnesota (ot), 1/15/2018
- ▶ **Opp. Field Goal Attempts:** 27, Will Solomon (Clemson), 12/1/1999
- ▶ **Field Goal Pct:** 1.000 (7-7), John Harrar vs. Youngstown State, 11/10/2021, 1.000 (6-6); John Harrar vs. Miami (Fla.), 12/1/2021
- ▶ **Opp. Field Goal Pct:** 1.000, (10-10), Roger Powell, Jr. (Illinois), 2/16/2005
- ▶ **3-Pt Field Goals:** 10, Jon Diebler (Ohio State), 3/1/2011
- ▶ **3-Pt Field Goal Attempts:** 17, Roderick Wilmont (Indiana), 1/13/2007
- ▶ **3-Pt Field Goal Pct (min. 5 att.):** 1.000 (5-5), Pete Lisicky, vs. Purdue, 2/21/1998 76.9 (10-13); Jon Diebler (Ohio State), 3/1/2011
- ▶ **Free Throws:** 15, Joe Crispin vs. Siena, 3/20/2000
- ▶ **Free Throw Attempts:** 19, Oliver Hanlan vs. Boston College, 11/28/2012
- ▶ **Free Throw Percentage:** (min 8 att.) 1.000, (14-14), Joe Crispin vs. Minnesota, 1/10/98; 1.000 (9-9) Izaiah Brockington vs. Northwestern, 1/23/2021; 1.000 (9-9) Tony Carr vs. Fairleigh Dickinson, 11/12/2017; 1.000 (8-8), Lamar Stevens vs. Ohio State, 1/18/2020; 1.000 (8-8), Lamar Stevens vs. North Florida, 11/9/2018; 1.000 (8-8), Shavon Shields vs. Nebraska, 1/19/2013
- ▶ **Rebounds:** 21, Aaron Johnson vs. Northwestern, 1/22/2005
- ▶ **Assists:** 12, Daniel Horton (Michigan), 2/1/06; Austin Parkinson (Purdue), 2/4/2004
- ▶ **Steals:** 7, Stanley Pringle, vs. St. Francis, 11/12/2007; Dan Earl, vs. Bucknell, 12/21/1998; Titus Ivory vs. Michigan, 2/7/2001; David Hawkins, Temple, 12/11/2002
- ▶ **Blocks:** 10, Calvin Booth vs. George Mason, 12/18/1998
- ▶ **Turnovers:** 10, Joe Crispin, vs. Siena, 3/20/2000

## TEAM - GAME

- ▶ **Games Played/Season:** 20, 2008-09
- ▶ **Points:** 129, Penn State vs. VMI, 12/30/2006
- ▶ **Opponent Points:** 111, VMI, 12/30/2006
- ▶ **Combined Points:** 240, Penn State (129) vs. VMI (111), 12/30/2006
- ▶ **Points/Half:** 67 (2nd), Penn State vs. VMI, 12/30/2006
- ▶ **Field Goals:** 45, Penn State vs. VMI, 12/30/2006
- ▶ **Field Goal Attempts:** 88, Indiana, 1/31/1999
- ▶ **Field Goal Percentage:** 68.0 (34-50), Penn State vs. Northwestern, 1/22/1998
- ▶ **3-Pt Field Goals:** 19, VMI, 12/30/2006
- ▶ **3-Pt Field Goal Attempts:** 54, VMI, 12/30/2006
- ▶ **3-Pt Field Goal Percentage:** 75.0 (9-12), Penn State vs. St. Francis (Pa.), 12/18/2005; 66.7 (16-24), Indiana vs. Penn State, 1/8/2012
- ▶ **Free Throws:** 42, Penn State vs. Siena, 3/20/2000
- ▶ **Free Throw Attempts:** 52, VMI, 12/30/2006
- ▶ **Free Throw Percentage:** 1.000 (14-14), Penn State vs. Illinois, 1/11/2011; 1.000 (16-16), Nebraska, 1/19/2013
- ▶ **Rebounds:** 53, Penn State vs. Iowa (20T), 1/31/2022; 53, Penn State vs. VMI, 12/30/2006
- ▶ **Assists:** 36, Penn State vs. VMI, 12/30/2006
- ▶ **Steals:** 18, Penn State vs. VMI, 11/28/2020 Penn State vs. Fairleigh Dickinson, 11/12/2017
- ▶ **Blocks:** 14, Indiana, 1/8/2000
- ▶ **Turnovers:** 31, Fairleigh Dickinson, 11/12/2017
- ▶ **Fouls:** 37, VMI, 12/30/2006

# INDIVIDUAL RECORDS

## CAREER

**Games:** 154, Myles Dread, 2018-2023  
**Games Started:** 135, Lamar Stevens, 2016-20 (consecutive, every game in which he played)  
**Minutes:** 4,799, Talor Battle, 2007-11  
**Points:** 2,213, Talor Battle, 2007-11  
**Scoring Avg:** 21.0, Jesse Arnelle, 1952-55  
**Field Goals:** 801, Lamar Stevens, 2016-20  
**Field Goal Att:** 1,841, Lamar Stevens, 2016-20  
**FG %:** 59.7, Mike Watkins, 2016-20  
**3-Pt Field Goals:** 336, Shep Garner, 2014-18  
**3-Pt FG Att:** 930, Talor Battle, 2007-11  
**3-Pt FG %:** 43.7 (108-247), Stanley Pringle, 2007-09  
**Free Throws:** 662, Jesse Arnelle, 1952-55  
**Free Throw Att:** 992, Jesse Arnelle, 1952-55  
**FT %:** 88.7 (126-142), Sharif Chambliss, 2001-03  
**Free Throws/Consec:** 39, Pete Lisicky, 1998  
**Rebounds:** 1,238, Jesse Arnelle, 1952-55  
**Rebound Avg:** 12.1, Jesse Arnelle, 1952-55  
**Assists:** 641, Tim Frazier, 2010-14  
**Steals:** 252, Ron Brown, 1972-74  
**Blocks:** 428, Calvin Booth, 1995-99  
**Personal Fouls:** 372, Ed Fogell, 1986-90  
**Disqualifications:** 25, Steve Kuhn, 1977-80

## SEASON

**Games:** 39, Shep Garner, 2018; Lamar Stevens, 2018; Jamari Wheeler, 2018  
**Games Started:**  
 39, Shep Garner, 2018; Lamar Stevens, 2018  
**Minutes:** 1,422, Talor Battle, 2009  
**Points:** 731, Jesse Arnelle, 1955  
**Scoring Average:** 26.1, Jesse Arnelle, 1955  
**Field Goals:** 260, Jarrett Stephens, 2000, Jalen Pickett, 2023  
**Field Goal Att:** 600, Tony Carr, 2018  
**FG %:** 68.5 (146-213), Mike Watkins, 2018  
**3-Pt Field Goals:** 120, Shep Garner, 2018  
**3-Pt Field Goal Att:** 303, Joe Crispin, 2001  
**3-Pt FG %:** 49.5 (45-91), Tony Ward, 1987  
**Free Throws:** 243, Jesse Arnelle, 1955  
**Free Throw Att:** 346, Jesse Arnelle, 1955  
**FT %:** 95.9 (94-98), Craig Collins, 1985  
**Free Throws/Consec:** 39, Pete Lisicky, 1998  
**Rebounds:** 428, Jesse Arnelle, 1955  
**Rebound Avg:** 15.3, Jesse Arnelle, 1955  
**Assists:** 243, Jalen Pickett, 2023  
**Steals:** 97, Ron Brown, 1976  
**Blocks:** 140, Calvin Booth, 1998  
**Personal Fouls:** 110, Steve Kuhn, 1978  
**Disqualifications:** 12, Bob Ramsay, 1956

## GAME

**Points:** 46, Gene Harris vs. Holy Cross (Quaker City Tournament), 12/28/1961  
**Points/Half:** 30, Jesse Arnelle vs. Bucknell, 1/5/1955, (1st); Carver Clinton vs. West Virginia, 2/16/1966 (1st)  
**Points/second half:** 28, Talor Battle at Virginia, 11/30/2009  
**Field Goals:** 20, Jesse Arnelle vs. Bucknell, 1/5/1955  
**Field Goal Att:** 37, Gene Harris vs. Holy Cross, 12/28/1961  
**Field Goal %:** (min 14 att.): 86.7 (13-15), Pete Lisicky vs. Penn, 12/9/1995 (min. 10 att.): 90.0 (9-10), Ed Fogell at George Washington, 3/2/1988; Mike Watkins vs. Iowa (9-10), 2/3/2018; Mike Watkins vs. Cornell (9-10), 12/29/2019 (min. 8 att.): 100.0 (8-8), Steve Kuhn vs. Indiana (Pa.), 12/2/1979  
**3-Pt Field Goals:** 9, Pete Lisicky vs. Penn, 12/9/1995  
**3-Pt Field Goal Att:** 15, Joe Crispin vs. Kentucky, 11/25/2000  
**3-Pt FG % (min. 5 att.):** 100.0 (5-5), Tony Ward at Vermont, 12/13/1986; Tony Ward vs. St. Joseph's, 3/1/1987; Pete Lisicky vs. Purdue, 2/21/1998  
**Free Throws:** 22, Bill Mullan at Pittsburgh, 2/28/1920  
**Free Throw Att:** 34, Frank Wolf at Pittsburgh, 2/28/1919  
**Free Throws/Consec:** 20, Bill Mullan at Pittsburgh, 2/28/1920  
**FT %:** (min. 10 made): 100.0 (14-14), Joe Crispin vs. Minnesota, 1/10/1998  
**Rebounds:** 27, Jesse Arnelle at Temple, 1/29/1955  
**Rebounds/Half:** 19, Paul Mickey vs. Rutgers, 3/6/1965 (2nd)  
**Steals:** 8, Tom Doaty at West Virginia, 2/18/1970; Monroe Brown at Rhode Island, 1/3/1991  
**Assists:** 15, Tom Doaty vs. Syracuse, 1/29/1975  
**Blocks:** 10, Calvin Booth vs. George Mason; 12/8/1997 vs. Dayton, 3/16/1998

## CLASS RECORDS

### ► SENIOR OR SENIOR+\*

**Games:** 39, Shep Garner, 2018  
**Points:** 731, Jesse Arnelle, 1955  
**FGs:** 260, Jarrett Stephens, 2000; Jalen Pickett, 2023  
**FG Att:** 540, D.J. Newbill, 2015  
**FG%:** 64.0 (126-197), John Harrar, 2022  
**FTs:** 243, Jesse Arnelle, 1955  
**FT Att:** 346, Jesse Arnelle, 1955  
**FT%:** 95.9 (94-98), Craig Collins, 1985  
**Consec. FTs:** 39, Pete Lisicky, 1998  
**Rbds:** 428, Jesse Arnelle, 1955  
**Rbd Avg:** 15.3, Jesse Arnelle, 1955  
**Assists:** 243, Jalen Pickett, 2023  
**Blocks:** 95, Calvin Booth, 1999  
**Steals:** 97, Ron Brown, 1974

### ► JUNIOR

**Games:** 35, Joe Crispin, 2000  
**Points:** 649, Joe Crispin, 2000  
**FGs:** 230, Lamar Stevens, 2019  
**FG Att:** 545, Lamar Stevens, 2019  
**FG%:** 64.0 (165-258), Jarrett Stephens, 1998  
**FTs:** 181, Joe Crispin, 2000  
**FT Att:** 245, John Amaechi, 1994  
**FT%:** 90.1(64-71), Sharif Chambliss, 2003  
**Consec. FTs:** 33, Pete Lisicky, 1997  
**Rbds:** 297, Aaron Johnson, 2005  
**Rbd Avg:** 11.9, Jesse Arnelle, 1954  
**Assists:** 198, Tim Frazier, 2012  
**Blocks:** 140, Calvin Booth, 1998  
**Steals:** 82, Monroe Brown, 1991

\*Senior+ added due to extra year of eligibility granted by NCAA due to COVID-19 pandemic

### ► SOPHOMORE

**Games:** 39, Lamar Stevens, 2018  
**Points:** 725, Tony Carr, 2018  
**FGs:** 245, Tony Carr, 2018  
**FG Att:** 600, Tony Carr, 2018  
**FG%:** 65.8 (146-213), Mike Watkins, 2018  
**FTs:** 147, Tony Carr, 2018; Talor Battle, 2009  
**FT Att:** 210, Talor Battle, 2009  
**FT%:** 90.5, (57-63), Joe Crispin, 1999  
**Consec. FTs:** 25, Scott Wolz, 1980  
**Rbds:** 271, Jesse Arnelle, 1953  
**Rbd Avg:** 11.3, Jesse Arnelle, 1953  
**Assists:** 189, Talor Battle, 2009  
**Blocks:** 92, Calvin Booth, 1997  
**Steals:** 75, Ron Brown, 1975

### ► FRESHMAN

**Games:** 39, Jamari Wheeler, 2018  
**Points:** 492, Jesse Arnelle, 1952  
**FGs:** 184, Jesse Arnelle, 1952  
**FG Att:** 374, Tony Carr, 2017  
**FG%:** 60.2 (56-93), Phil Williams, 1994  
**FTs:** 124, Jesse Arnelle, 1952  
**FT Att:** 217, Jesse Arnelle, 1952  
**FT%:** 29-31 (93.6), Mike Collins, 1986  
**Consec. FTs:** 23, Joe Crispin, 1998  
**Rbds:** 267, Mike Watkins, 2017  
**Rbd Avg:** 9.8, Jesse Arnelle, 1952  
**Assists:** 139, Tony Carr, 2017  
**Blocks:** 101, Calvin Booth, 1996  
**Steals:** 52, Jamari Wheeler, 2018

# INDIVIDUAL RECORDS BY CATEGORY

## Points

**Career:** 2,213, Talor Battle, 2008-11

**Season:** 731, Jesse Arnelle, 1954-55

**Senior:** 731, Jesse Arnelle, 1954-55

**Junior:** 649, Joe Crispin, 1999-2000

**Sophomore:** 725, Tony Carr, 2017-18

**Freshman:** 492, Jesse Arnelle, 1951-52

**Game:** 46, Gene Harris, vs. Holy Cross, 12/28/1961  
(at Quaker City Tournament)

**BTG Game:** 41, Jalen Pickett vs. Illinois, 2/14/2023

**Half:** 30, Carver Clinton, West Virginia, 2/16/1966 (1H)

Jesse Arnelle, Bucknell, 1/5/1955 (1H)

**Second Half:** 28, Talor Battle at Virginia, 11/30/2009

## Scoring Average

**Career:** 21.0, Jesse Arnelle, 1952-55

**Season:** 26.1, Jesse Arnelle, 1954-55

**Senior:** 26.1, Jesse Arnelle, 1954-55

**Junior:** 21.7, Earl Hoffman, 1962-63

**Sophomore:** 21.3, Mark DuMars, 1959-60

**Freshman:** 18.9, Jesse Arnelle, 1951-52

## Most Field Goals Made

**Career:** 801, Lamar Stevens, 2016-20

**Season:** 260, Jarrett Stephens, 1999-2000; Jalen Pickett, 2022-23

**Senior:** 260, Jarrett Stephens, 1999-2000, Jalen Pickett, 2022-23

**Junior:** 230, Lamar Stevens, 2018-19

**Sophomore:** 245, Tony Carr, 2017-18

**Freshman:** 184, Jesse Arnelle, 1951-52

**Game:** 20, Jesse Arnelle, vs. Bucknell, 1/5/1955

**BTG Game:** 15, Jarrett Stephens, at Michigan, 2/19/2000; **Jalen Pickett, vs. Illinois, 2/14/2023**

## Most Field Goals Attempted

**Career:** 1,841, Lamar Stevens, 2016-20

**Season:** 600, Tony Carr, 2017-18

**Senior:** 540, D.J. Newbill, 2014-15

**Junior:** 545, Lamar Stevens, 2018-19

**Sophomore:** 600, Tony Carr, 2017-18

**Freshman:** 374, Tony Carr, 2016-17

**Game:** 37, Gene Harris, vs. Holy Cross, 12/28/1961  
(at Quaker City Tournament)

**BTG Game:** 30, Tony Carr, vs. Minnesota (ot), 1/15/2018  
regulation; 27, Lamar Stevens at Indiana, 2/23/2020

## Best Field Goal Percentage

**Career (min. 200 attempts):** 59.7 (483-809), Mike Watkins, 2016-20

**Season (min. 100 attempts):** 68.5 (146-213), Mike Watkins, 2017-18

**Senior or Senior+\*:** 64.0, (126-197), John Harrar, 2022

**Junior:** 64.0 (165-258), Jarrett Stephens, 1998

**Sophomore:** 68.5 (146-213), Mike Watkins, 2018

**Freshman:** 60.2(56-93), Phil Williams, 1994

**BTG Game (min. 7 attempts):**

1.000 (8-8), Mike Watkins, at Iowa, 3/5/2017

**(min. 10 attempts):** 90.0 (9-10), Mike Watkins vs. Cornell, 12/29/2019

Mike Watkins vs. Iowa, 2/3/2018

Jarrett Stephens vs. Purdue, 2/1/1997

Jarrett Stephens, vs. Minnesota, 2/5/1997

## Most 3-Pt. Field Goals Made

**Career:** 336, Shep Garner, 2014-18

**Season:** 120, Shep Garner, 2017-18

**Senior:** 120, Shep Garner, 2017-18

**Junior:** 89, Sharif Chambliss, 2002-03, Pete Lisicky 1996-97

**Sophomore:** 99, Sharif Chambliss, 2001-02

**Freshman:** 68, Jon Crispin, 1999-00, Pete Lisicky, 1994-95

**Game:** 9, Pete Lisicky, vs. Penn, 12/9/1995

(Atlantic City Convention Center, Atlantic City, N.J.)

**BTG Game:** 8, Seth Lundy at Nebraska, 2/5/2023

## Most 3-Pt. Field Goals Attempted

**Career:** 930, Talor Battle, 2008-11

**Season:** 303, Joe Crispin, 2000-01

**Senior:** 303, Joe Crispin, 2000-01

**Junior:** 234, Joe Crispin, 1999-2000

**Sophomore:** 271, Talor Battle, 2008-09

**Freshman:** 183, Marlon Smith, 2003-04

**Game:** 15, Joe Crispin at Kentucky, 11/25/2000

**BTG Game:** 14, Shep Garner vs. Ohio State, 2/28/2017;

Talor Battle vs. Minnesota, 2/17/2011;

Pete Lisicky vs. Michigan St., 1/15/1997;

Pete Lisicky vs. Michigan, 1/28/1997;

Joe Crispin vs. Ohio State, 2/27/1999;

Sharif Chambliss vs. Illinois, 1/24/2003

## Best 3-Pt. Field Goal Percentage

**Career (min. 100 attempts):**

43.7 (108-247), Stanley Pringle, 2007-09

**Season (min. 25 made):**

49.5 (45-91), Tony Ward, 1986-87

**Senior:** 45.3, (72-159), Stanley Pringle, 2008-09

**Junior:** 49.5 (45-91), Tony Ward, 1986-87

**Sophomore:** 47.1 (89-189), Pete Lisicky, 1995-96

**Freshman:** 39.3 (68-173), Pete Lisicky, 1994-95

**Game (min. 5 attempts):** 100.0 (5-5),

Tony Ward at Vermont, 12/13/1996;

Tony Ward vs. St. Joseph's, 3/1/1987;

Pete Lisicky vs. Purdue, 2/21/1998

**BTG Game (min. 5 attempts):** 1.000 (5-5),

Pete Lisicky vs. Purdue, 2/21/1998

*# Big Ten Conference record*

\* Senior+ added due to extra year of eligibility granted by NCAA due to COVID-19 pandemic

# INDIVIDUAL RECORDS BY CATEGORY

## Free Throws

**Career:** 662, Jesse Arnelle, 1952-55

**Season:** 243, Jesse Arnelle, 1954-55

**Senior:** 243, Jesse Arnelle, 1954-55

**Junior:** 181, Joe Crispin, 1999-2000

**Sophomore:** 147, Tony Carr, 2017-18; Talor Battle, 2008-09

**Freshman:** 142, Jesse Arnelle, 1952-53

**Game:** 22, Bill Mullan at Pittsburgh, 2/28/1920

**B1G Game:** 14, Lamar Stevens vs. Purdue (ot), 1/31/19; Joe Crispin vs. Minnesota, 1/10/98; John Amaechi vs. Iowa, 2/23/1994

## Free Throws Attempted

**Career:** 992, Jesse Arnelle, 1952-55

**Season:** 346, Jesse Arnelle, 1954-55

**Senior:** 346, Jesse Arnelle, 1954-55

**Junior:** 245, John Amaechi, 1993-94

**Sophomore:** 210, Talor Battle, 2008-09

**Freshman:** 217, Jesse Arnelle, 1951-52

**Game:** 34, Frank Wolf at Pittsburgh, 2/28/1919

**B1G Game:** 20, John Amaechi vs. Iowa, 2/23/1994

## Free Throw Percentage

**Career:** 88.7% (126-142), Sharif Chambliss, 2001-03

**Season:** 95.9% (94-98), Craig Collins, 1984-85

**Senior:** 95.9% (94-98), Craig Collins, 1984-85

**Junior:** 90.1% (64-71), Sharif Chambliss, 2002-03

**Sophomore:** 90.5% (57-63), Joe Crispin, 1998-99

**Freshman:** 93.6% (29-31), Mike Collins, 1985-86

**Game (min. 10 made):** 100.00, (14-14)

Joe Crispin vs. Minnesota, 1/10/1998

**B1G Game: (min. 10 made):** 100.00, (14-14)

Joe Crispin vs. Minnesota, 1/10/1998

## Rebounds

**Career:** 1,238, Jesse Arnelle, 1952-55

**Season:** 428, Jesse Arnelle, 1954-55

**Senior:** 428, Jesse Arnelle, 1954-55

**Junior:** 297, Aaron Johnson, 2004-05

**Sophomore:** 271, Jesse Arnelle, 1952-53

**Freshman:** 267, Mike Watkins, 2016-17

**Game:** 27, Jesse Arnelle at Temple, 1/29/1955

**B1G Game:** 21, Aaron Johnson vs. Northwestern, 1/22/2005

## Rebound Average

**Career:** 12.1, Jesse Arnelle, 1952-55

**Season:** 15.3, Jesse Arnelle, 1954-55

**Senior:** 15.3, Jesse Arnelle, 1954-55

**Junior:** 11.9, Jesse Arnelle, 1954-55

**Sophomore:** 11.3, Jesse Arnelle, 1952-53

**Freshman:** 9.8, Jesse Arnelle, 1951-52

## Assists

**Career:** 641, Tim Frazier, 2010-14

**Season:** 243, Jalen Pickett, 2022-23

**Senior:** 243, Jalen Pickett, 2022-23

**Junior:** 198, Tim Frazier, 2011-12

**Sophomore:** 189, Talor Battle, 2008-09

**Freshman:** 139, Tony Carr, 2016-17

**Game:** 15, Tom Doaty, vs. Syracuse, 1/29/1975

**B1G Game:** 14, Tony Carr, at Indiana (3ot), 2/1/2017; regulation: 12, Dan Earl at Iowa, 3/2/1996

## Blocks

**Career:** 428, Calvin Booth, 1995-99

**Season:** 140, Calvin Booth, 1997-98

**Senior:** 95, Calvin Booth, 1998-99

**Junior:** 140, Calvin Booth, 1997-98

**Sophomore:** 92, Calvin Booth, 1996-97

**Freshman:** 101, Calvin Booth, 1995-96

**Game:** 10, Calvin Booth, vs. George Mason, 12/8/1997;

Calvin Booth vs. Dayton, 3/16/1998 (part of a triple double)

**B1G Game:** 8, Calvin Booth, vs. Northwestern, 1/22/1998;

Calvin Booth vs. Indiana, 1/31/1999

## Steals

**Career:** 252, Ron Brown, 1972-74

**Season:** 97, Ron Brown, 1973-74

**Senior:** 97, Ron Brown, 1973-74

**Junior:** 82, Monroe Brown, 1990-91

**Sophomore:** 75, Ron Brown, 1971-72

**Freshman:** 52, Jamari Wheeler, 2017-18

**Game:** 8, Tom Doaty at West Virginia, 2/18/1970;

Monroe Brown at Rhode Island, 1/3/1991

**B1G Game:** 7, Josh Reaves at Nebraska, 2/25/2018

## Games Played / Games Started

### Games Played

**Career:** 154, Myles Dread, 2018-23

**Season:** 39, Shep Garner, 2017-18; Lamar Stevens, 2017-18; Jamari Wheeler, 2017-18

**Senior:** 39, Shep Garner, 2017-18

**Junior:** 35, Joe Crispin, 1999-2000

**Sophomore:** 39, Lamar Stevens, 2017-18

**Freshman:** 39, Jamari Wheeler, 2017-18

### Games Started

**Career:** 135, Lamar Stevens, 2016-20

(consecutive, every game contested during his career)

**Season:** 39, Shep Garner, 2017-18; Lamar Stevens, 2017-18

### Minutes

**Career:** 4,799, Talor Battle, 2007-11

**Season:** 1,422, Talor Battle, 2009

## Personal Fouls / Disqualifications

### Personal Fouls

**Season:** 110, Steve Kuhn, 1977-78

**Career:** 372, Ed Fogell, 1986-90

### Disqualifications

**Season:** 25, Steve Kuhn, 1977-80

# TEAM RECORDS

## SEASON

**Games:** 39, 2018  
**Wins:** 27, 2009  
**Win %:** 92.9 (13-1), 1923 (min. 10 gms)  
83.3 (20-4), 1965 (min. 20 gms)  
**Win %/Low:** 20.0 (3-12), 1931 (min. 10 gms)  
18.5 (5-22), 1984 (min. 20 gms)  
**Win Streak/Season:** 15, 1952  
**Win Streak/Two Seasons:** 17, 1924-25  
**Losses:** 23, 2004  
**Losing Streak/Season:** 16, 1984  
**Losing Streak/Two Seasons:** 17, 1984-85

### POINTS

**Points:** 2,915, 2018 (39 gms)  
**Points/Low:** 1,241, 1950 (23 gms)  
**100+ Point Games:** 3, 1955  
**90+ Point Games:** 7, 1955 & 1989  
**Scoring Average:** 78.7, 1955  
**Scoring Average/Low:** 53.7, 1952

### FIELD GOALS

**Field Goals:** 1,057 (39 gms), 2018  
**Field Goals/Low:** 434, 1958 (19 gms)  
**Field Goal Atts:** 2,292, 2018  
**Field Goal Atts/Low:** 1,287, 1968  
**Field Goal %:** 50.1 (731-1437), 1981  
**FG%/Low:** 37.3 (598-605), 1962  
**3-PT Field Goals:** 385, 2023 #  
**3-PT FG Attempts:** 995, 2023  
**3-PT FG Percentage:** 41.5, 1983

### FREE THROWS

**Free Throws:** 644, 1991  
**Free Throws/Low:** 274, 2022  
**Free Throws Atts:** 885, 1956  
**Free Throws Atts/Low:** 373, 2022  
**Free Throw %:** 76.4 (587-768), 2001  
**FT %/Low:** 59.4 (355-598), 1951

### REBOUNDS

**Rebounds:** 1,386 (39 gms), 2018  
**Rebounds/Low:** 742, 1959 (20 gms)  
**Rebound Average:** 50.4, 1960  
**Rebound Average/Low:** 28.5, 1979

### FOULS

**Personal Fouls:** 752, 1953  
**Personal Fouls/Low:** 337, 1958; 1968  
**Disqualifications:** 39, 1979  
**Disqualifications/Low:** 4, 1975

### STEALS

**Steals:** 282 (39 gms), 2018  
**Steals/Low:** 141, 2004

### BLOCKS

**Blocked Shots:** 193, 2018  
**Blocked Shots/Low:** 33, 1985

### ASSISTS/TURNOVERS

**Assists:** 541 (39 gms) 2018  
**Assists/Low:** 304 (22 gms) 1971  
**Turnovers:** 536 (35 gms), 2000  
**Turnovers/Low:** 285 (25 gms), 2021

# - Big Ten Conference Record

## SINGLE GAME

### POINTS

**Points:** 129 vs. VMI, 12/30/2006  
**Points/Half:** 69 (2nd) vs. Rutgers, 12/14/1955  
**Points/Half (Low; since 1960):** 7 at Army, 2/5/1966  
**Points/Combined:** 240 vs. VMI 12/30/2006 (PSU 129, VMI 111)  
**Points/In Loss:** 102 at Indiana, 2/1/2017 (30T)

### SCORING MARGINS

**Victory Margin:** 58 vs. Ithaca 1/17/1953 (PSU 105, Ithaca 47)  
**Losing Margin:** 53 at Navy, 12/4/1985 (Navy 103, PSU 50)

### FIELD GOALS

**Field Goals:** 49 vs. Muhlenberg, 12/12/1977  
**Fewest FGs:** 7, vs. Pittsburgh, 3/1/1952  
**Field Goal Atts:** 105 vs. Gettysburg, 1/12/1953  
**Field Goal Att/Combined:** 177 at Duke, 1/5/1965  
**Field Goal Percentage:** 69.6 (32-46) vs. Army, 2/17/1979  
**Field Goal %/Half:** 90.0 (18-20, 2nd) vs. Army, 2/17/1979  
**Field Goal %/Low:** 20.51 (16-78) vs. Syracuse, 1/16/1957

### 3-POINT FIELD GOALS

**3-Pt Field Goals:** 18, vs. Winthrop (38 att.), 11/7/2022;  
18 vs. Indiana (31 att.), 1/11/2023  
**3-Pt Field Goal Atts:** 38 (12 made) vs. LSU, 11/26/2021; 38  
(18 made) vs. Winthrop, 11/7/2022; 38 (14 made), at Nebraska,  
2/5/2023  
**3-Pt Field Goal % (min 10 made):**  
78.6 (11-14) at Ohio State, 1/25/2018  
(min 7 made): 85.7 (6-7) at Massachusetts, 2/23/1989

### FREE THROWS

**Free Throws:** 42, vs. Siena, 3/20/2000  
**Free Throw Atts:** 53 vs. Duquesne, 1/12/1991  
**Free Throw Atts/Combined:** 96 vs. Lehigh, 2/6/1956  
**Free Throw Atts/Low:** 0 vs. Lock Haven, 1900  
vs. Lock Haven, 1/16/1903; vs. Temple, 2/6/1974  
**Free Throw Atts/Low, Combined:** 0 vs. Lock Haven, 1900  
**Free Throw %:** 100.0 (16-16) at Villanova, 1/25/1978, 100.0  
(5-5), at Alabama 12/21/2018; 100.0 (3-3), vs. Purdue, 1/8/2023

### REBOUNDS

**Rebounds:** 71 vs. Cornell, 12/4/1971  
**Rebound Margin:** +39 (67-28) vs. Loyola (Md.), 1/26/1981

### STEALS/ASSISTS/BLOCKS

**Steals:** 19 vs. Indiana (Pa.), 12/1/1982  
**Assists:** 36 vs. VMI, 12/30/2006  
**Blocks:** 16 vs. Nebraska, 3/11/2015

### FOULS

**Personal Fouls:** 39 at Alaska, 11/25/1978; at Duquesne,  
1/10/1983  
**Personal Fouls/Combined:** 68 at Alaska, 11/25/1978  
**Personal Fouls/Low:** 0 vs. Lock Haven, 1900  
**Personal Fouls/Low, Combined:** 0 vs. Lock Haven, 1900

### OVERTIME

► **Overtime Periods:** 5 vs. Temple, 2/14/45 (Temple 63, PSU 60)  
► **All-time overtime record:** 64-73-1  
**10T:** 54-58-1 **20T:** 7-12 **30T:** 3-2 **40T:** 0-0 **50T:** 0-1



# PENN STATE RECORDS IN BIG GAMES

## PENN STATE - PLAYERS

- ▶ **Points:** 41, Jalen Pickett vs. Illinois, 2/14/23
- ▶ **Field Goals:** 15, Jalen Pickett vs. Illinois, 2/14/23  
Jarrett Stephens at Michigan, 2/19/00
- ▶ **Field Goal Attempts:**  
30, Tony Carr vs. Minnesota (OT), 1/15/18;  
regulation: 27, Lamar Stevens at Indiana, 2/23/20
- ▶ **Field Goal Percentage (Min. 7 att.):**  
1.000 (8-8), Mike Watkins at Iowa, 3/5/17;  
90.0 (9-10), Mike Watkins vs. Iowa, 2/3/18;  
Jarrett Stephens vs. Purdue, 2/1/97;  
Jarrett Stephens vs. Minnesota, 2/5/97
- ▶ **Field Goal Percentage (Min. 10 att.):** 90.0 (9-10)  
Mike Watkins vs. Iowa, 2/3/18;  
Jarrett Stephens vs. Purdue, 2/1/97;  
Jarrett Stephens vs. Minnesota, 2/5/97
- ▶ **3-Pt Field Goals:** 8, Seth Lundy at Nebraska, 2/5/2023
- ▶ **3-Pt Field Goal Atts:** 14, Shep Garner vs. Ohio State, 2/28/17;  
Talor Battle vs. Minnesota, 2/17/11;  
Pete Lisicky vs. Michigan State, 1/15/97;  
Pete Lisicky vs. Michigan, 1/28/97;  
Joe Crispin vs. Ohio State, 2/27/99;  
Joe Crispin vs. Northwestern, 3/4/99;  
Sharif Chambliss vs. Illinois, 1/24/03
- ▶ **Free Throws:** 14, Lamar Stevens vs. Purdue (OT), 1/31/19;  
Joe Crispin vs. Minnesota, 1/10/98;  
John Amaechi vs. Iowa, 2/23/94;
- ▶ **Free Throw Attempts:** 20, John Amaechi vs. Iowa, 2/23/94
- ▶ **Free Throw % (Min. 10 attempts):** multiple at 100%, highest  
100.0 (14-14), Joe Crispin vs. Minnesota, 1/10/98
- ▶ **Offensive Rebounds:** 10, John Harrar at Purdue, 1/17/21
- ▶ **Total Rebounds:** 21, Aaron Johnson vs. Northwestern, 1/22/05
- ▶ **Assists:** 14, Tony Carr at Indiana (3OT), 2/1/17  
regulation: 12, Dan Earl at Iowa, 2/3/96
- ▶ **Steals:** 7, Josh Reaves at Nebraska, 2/25/18
- ▶ **Blocks:** 8, Calvin Booth vs. Northwestern, 1/22/98;  
Calvin Booth vs. Indiana, 1/31/99

## PENN STATE - TEAM

- ▶ **Points:** 102, at Indiana, 2/1/17 (3ot)  
98, vs. Illinois, 1/31/01 (ot)  
98, vs. Ohio State, 2/27/99 (ot)  
95, vs. Nebraska, 2/19/19 (regulation)
- ▶ **Points/Half:** 63 (2nd) vs. Ohio State, 2/16/98
- ▶ **Fewest Points Allowed:** 32 at Northwestern, 3/6/14
- ▶ **Field Goals:** 37 at Indiana (3ot), 2/1/17  
regulation: 36 at Northwestern, 2/22/95
- ▶ **Field Goal Attempts:** 82 at Purdue, 1/17/21
- ▶ **Field Goal %:** 68.0 (34-50) vs. Northwestern, 1/22/98
- ▶ **Lowest FG % Allowed:** 28.0 (14-50) at Indiana, 1/5/02
- ▶ **3-Pt Field Goals:** 18 vs. Indiana, 1/11/23
- ▶ **3-Pt Field Goal Attempts:** 39 at Purdue, 1/17/21
- ▶ **Free Throws:** 34 vs. Minnesota, 1/15/94;  
at Michigan, 3/8/95
- ▶ **Free Throw Attempts:** 49 vs. Minnesota, 1/15/94
- ▶ **Free Throw % (Min. 10 att):** 1.000 (14-14), vs. Illinois, 1/11/11
- ▶ **Offensive Rebounds:** 27 at Iowa, 1/24/07
- ▶ **Total Rebounds:** Overtime: 53 vs. Iowa (2OT), 1/31/22  
Regulation: 49 at Purdue, 1/17/21;  
at Nebraska, 2/1/20
- ▶ **Assists:** 26 at Northwestern, 2/22/95
- ▶ **Steals:** 16 vs. Northwestern, 1/13/01
- ▶ **Blocks:** 13 vs. Wisconsin, 12/4/17

# OPPONENT RECORDS

## OVERALL GAMES

### INDIVIDUAL

- **Points:** 51, Eric Riggins, at Rutgers, 2/21/87 (overtime); 45, Wil Robinson, at West Virginia, 2/24/71 (regulation)
- **Field Goals:** 19, Jim Wherry, at Bucknell, 12/18/67  
Eric Riggins, at Rutgers, 2/21/87
- **FG Attempts:** 36, Calvin Murphy, Niagara, 12/28/68
- **FG % (Min. 12 att.):** 91.7 (11-12)  
several, last: Dusty Rychart, Minnesota 3/7/02
- **3-Pt Field Goals:** 10, Jon Diebler, Ohio State, 3/1/11
- **3-Pt FG Atts:** 17, Roderick Wilmont, Indiana, 1/13/07
- **3-Pt FG %:** Min. 6 att.: 100.0 (6-6), Val Barnes, Iowa, 2/22/93  
Min. 10 att.: 83.3 (10-12), Jon Diebler, Ohio State, 3/1/11
- **Free Throws:** 22, Earl Belcher, at St. Bonaventure, 1/9/80
- **Free Throw Atts:** 23, Ronnie Shavlik, at NC State, 12/9/54;  
Earl Belcher, at St. Bonaventure, 1/9/80
- **Free Throw %:**  
Min. 15 att.: 95.7 (22-23), Earl Belcher, at St. Bonaventure, 1/9/80  
Min. 12 att.: 100.0 (12-12), Ron Harper Jr., at Rutgers, 1/7/20  
100.0 (12-12), Sean Mason, Wisconsin, 2/14/98
- **Rebounds:** 24, Bob Pettit, LSU, 3/12/54
- **Assists:** 15, Butch Moore, SMU, 12/18/82
- **Steals:** 9, Alex Eldridge, at UMass, 12/1/76  
Phil Anderson, vs. Delaware State (Lowcountry Cl.), 12/29/94

### TEAM

- **Points:** 121, at Duke, 1/5/65
- **Consecutive Points:** 22, at Saint Joseph's, 11/26/11
- **Consecutive Pts/Start Game:** 22, at Saint Joseph's, 11/26/11
- **Field Goals:** 54, at Duke, 1/5/65
- **Field Goal Attempts:** 95, at West Virginia, 1/16/65
- **Field Goal %:** 69.6 (39-56), Louisville, 11/24/78
- **Field Goal %/Half:** 80.0 (16-20, 2nd), Baylor, 12/1/90
- **3-Pt Field Goals:** 19, VMI, 12/30/06
- **3-Pt Field Goal Attempts:** 54, VMI, 12/30/06
- **3-Pt FG % (Min. 10 att.):** 76.9 (10-13) at Indiana, 1/26/22
- **Free Throws:** 47, at NC State, 12/9/54;  
at St. Bonaventure, 1/9/1980
- **Free Throw Attempts:** 60, at Duquesne, 1/10/83
- **FT % (Min. 50 att.):** 87.0 (47-54), St. Bonaventure, 1/9/80
- **FT % (Min. 24 att.):** 100.0 (24-24), at Illinois, 1/21/93
- **Rebounds:** 72, at Duke, 1/3/66

## BIG TEN GAMES

### INDIVIDUAL

- **Points:** 41, Teddy Allen, at Nebraska, 2/23/21
- **Field Goals:** 16, Teddy Allen, at Nebraska, 2/23/21
- **3-Pt Field Goals:** 10, Jon Diebler, Ohio State, 3/1/11
- **3-Pt FG Attempts:** 17, Rod Wilmont, Indiana, 1/13/07
- **Free Throws:** 19, Diamond Stone, at Maryland, 12/30/15
- **Free Throw Att:** 25, Diamond Stone, at Maryland, 12/30/15
- **Rebounds:** 21, Jordan Murphy, Minnesota, 1/19/19  
Evan Eschmeyer, Northwestern, 1/20/99
- **Assists:** 13, Eric Snow, Michigan St., 2/11/95
- **Steals:** 6, Chris Kramer, at Purdue, 1/6/07;  
Carlos Davis, Ohio State, 2/16/98;  
Frank Williams, Illinois, 2/20/02
- **Blocks:** 11, Reggie Lynch, at Minnesota, 2/25/17
- **Minutes:** 50, Calbert Cheaney, Indiana, (20T) 2/9/93

### TEAM

- **Points:** 110, at Indiana (30T), 2/1/17
- **Points/Half:** 60 (2nd), Purdue, 3/2/02
- **Field Goals:** 43, Ohio State, 1/06/06
- **Field Goal Attempts:** 88, Indiana, 1/31/99
- **Field Goal %:** 67.9 (36-53), vs. Michigan State, 1/20/07
- **3-Pt Field Goals:** 17, at Indiana, 3/3/07
- **3-Pt Field Goal Attempts:** 41, at Nebraska, 2/9/13
- **3-Pt FG % (Min. 10 att.):** 76.9 (10-13) at Indiana, 1/26/22
- **Free Throws:** 33, Minnesota, 1/15/12
- **Free Throw Attempts:** 45, Northwestern, 3/1/03
- **Free Throw % (Min 15 atts.):** 100.0 (24-24), Illinois, 1/21/93;  
100.0 (16-16), Nebraska, 2/09/13
- **Total Rebounds:** 56, at Indiana (3ot), 2/1/17
- **Assists:** 26, at Northwestern, 2/22/95
- **Steals:** 18, Iowa, 1/27/1999; Minnesota, 2/22/03
- **Blocks:** 15, at Minnesota, 2/25/17

# SCORING RECORDS

## CAREER SCORING (1,000-plus)

	PTS	FGM	3FG	FTM	
1.	2,213	722	317	452	Talor Battle, 2008-11
2.	2,207	801	86	519	Lamar Stevens, 2016-20
3.	2,138	738	—	662	Jesse Arnelle, 1952-55
4.	1,986	615	308	448	Joe Crispin, 1998-2001
5.	*1,812	627	127	431	D.J. Newbill, 2013-15
6.	1,629	532	336	229	Shep Garner, 2014-18
7.	1,605	525	332	223	Pete Liscicky, 1995-98
8.	1,579	644	22	269	Jamelle Cornley, 2006-09
9.	1,570	661	19	229	DeRon Hayes, 1990-93
10.	1,543	508	74	453	Tim Frazier, 2010-14
11.	1,542	545	74	378	Geary Claxton, 2005-08
12.	1,459	532	172	223	Tom Hovasse, 1986-89
13.	1,372	539	6	288	Jarrett Stephens, 1996-2000
14.	1,369	413	206	337	Titus Ivory, 1997-2001
15.	1,342	367	161	447	Freddie Barnes, 1989-92
16.	1,329	489	—	351	Ed Fogell, 1986-90
17.	1,310	406	21	477	John Amaechi, 1993-95
18.	1,289	463	183	180	Brandon Taylor, 2013-16
19.	1,288	500	1	287	Calvin Booth, 1995-99
20.	1,283	424	229	206	Seth Lundy, 2019-23
21.	1,256	389	194	284	Dan Earl, 1993-99
22.	1,244	442	98	262	Monroe Brown, 1989-92
23.	1,184	521	—	142	Ron Brown, 1972-74
24.	1,169	483	—	203	Mike Watkins, 2016-20
25.	1,165	485	—	195	Carver Clinton, 1964-66
26.	1,161	386	121	268	Tony Carr, 2016-18
27.	1,139	431	—	277	Mark DuMars, 1959-61
28.	1,091	360	291	80	Myles Dread, 2018-23
29.	1,091	430	—	231	Bob Weiss, 1963-65
30.	1,090	419	—	252	Jeff Persson, 1966-68
31.	1,079	406	109	158	Josh Reaves, 2015-19
32.	1,068	421	92	134	Jalen Pickett, 2021-23
33.	1,058	377	1	303	Gyasi Cline-Heard, 1998-2001
34.	1,057	429	—	199	Steve Kuhn, 1977-80
35.	1,025	357	1	309	James Barnes, 1987-91
36.	1,020	345	87	230	Tony Ward, 1985-88
37.	1,019	429	—	161	Mike Edelman, 1979-82
38.	1,018	420	—	178	Gene Harris, 1960-62
39.	1,014	381	—	252	Mike Lang, 1980-83
40.	1,008	431	—	146	Jeff Miller, 1975-78

\* 3-year player record

Year-by-year scoring statistics and breakdowns on pages 141-143.

## CAREER SCORING AVERAGE (1,000-plus)

	PPG	PTS	GP	
1.	21.0	2,138	102	Jesse Arnelle, 1952-55
2.	18.3	1,812	99	D.J. Newbill, 2013-15
3.	17.8	1,139	64	Mark DuMars, 1959-61
4.	16.6	1,161	70	Tony Carr, 2016-18
5.	16.5	2,213	134	Talor Battle, 2008-11
6.	16.4	1,165	71	Carver Clinton, 1964-66
7.	16.3	2,207	135	Lamar Stevens, 2016-20
	16.3	1,091	67	Bob Weiss, 1963-65
9.	16.2	1,184	73	Ron Brown, 1972-74
10.	16.0	1,090	68	Jeff Persson, 1966-68

## SEASON SCORING

	PTS	FGM	3FG	FTM	PLAYER, SEASON
1.	731	244	—	243	Jesse Arnelle, 1955
2.	725	245	88	147	Tony Carr, 2018
3.	704	243	61	157	D.J. Newbill, 2015
4.	687	225	106	131	Talor Battle, 2011
5.	657	260	5	132	Jarrett Stephens, 2000
6.	655	260	45	90	Jalen Pickett, 2023
7.	649	192	84	181	Joe Crispin, 2000
8.	642	195	108	144	Joe Crispin, 2001
9.	637	230	20	157	Lamar Stevens, 2019
10.	635	198	92	147	Talor Battle, 2009
11.	604	231	30	112	Lamar Stevens, 2018
	604	209	46	140	D.J. Newbill, 2014
13.	602	208	27	159	Tim Frazier, 2012
14.	574	193	71	117	Talor Battle, 2010
15.	547	192	25	138	Lamar Stevens, 2020
16.	531	221	19	70	Jamelle Cornley, 2009
17.	529	182	1	164	Gyasi Cline-Heard, 2001
18.	520	188	51	93	Brandon Taylor, 2016
	520	158	79	125	Titus Ivory, 2001
	520	191	—	138	Ed Fogell, 1990
21.	516	179	74	84	Tom Hovasse, 1989
22.	514	168	2	176	John Amaechi, 1995
23.	510	165	92	88	Seth Lundy, 2023
24.	508	163	25	157	Tim Frazier, 2014
25.	507	174	—	159	Jesse Arnelle, 1954
26.	505	216	—	73	Jeff Miller, 1978

## SEASON SCORING AVERAGE

	AVG	PLAYER	SEASON
1.	26.1	Jesse Arnelle	1955
2.	21.7	Earl Hoffman	1963
3.	21.3	Mark Dumars	1960
4.	21.1	Jesse Arnelle	1954
5.	20.7	D.J. Newbill	2015
6.	20.2	Talor Battle	2011
7.	19.9	Lamar Stevens	2019
8.	19.6	Tony Carr	2018
9.	19.5	Joe Crispin	2001
10.	18.9	Jesse Arnelle	1952

## SINGLE-GAME POINTS

	PTS	FGM	FTM	PLAYER, TEAM, DATE
1.	46	17	12	Gene Harris, Holy Cross, 12/28/1961
2.	44	20	4	Jesse Arnelle, Bucknell, 1/5/1955
3.	41	15	6	Jalen Pickett, Illinois, 2/14/2023
	41	17	7	Jesse Arnelle, Rutgers, 12/18/1954
5.	40	15	10	Jesse Arnelle, Georgetown, 2/9/1952
	40	11	18	Jesse Arnelle, Temple, 1/29/1955
7.	38	10	18	Jesse Arnelle, Syracuse, 1/12/1955
	38	17	4	Bob Weiss, Duke, 1/5/1965
9.	36	13	3	Joe Crispin, Pittsburgh, 12/6/2000
	36	18	0	Frank Wolf, Susquehanna, 1/29/1919
	36	14	8	Mark DuMars, Syracuse, 12/20/1960
	36	16	4	Ron Brown, Virginia, 12/5/1973
	36	15	6	Steve Kuhn, Colgate, 12/19/1978

# SCORING RECORDS

## MULTI-FACETED ACHIEVEMENTS

### CAREER - 2,000 POINTS/1,000 REBOUNDS

		PTS	REBS
Jesse Arnelle	1952-55	2,138	1,238

### CAREER - 1,000 POINTS/800 REBOUNDS

		PTS	REBS
Jesse Arnelle	1952-55	2,138	1,238
Lamar Stevens	2016-20	2,207	875
Mike Watkins	2016-20	1,169	953
Mike Lang	1980-83	1,014	912

### CAREER - 2,000 POINTS/600 REBOUNDS/500 ASSISTS

		PTS	REBS	ASSTS
Talor Battle	2008-11	2,213	625	517

(First in Big Ten, Fourth in NCAA Div. I history)

### CAREER - 1,000 POINTS/450 REBOUNDS/350 ASSISTS

		PTS	REBS	ASSTS
Talor Battle	2008-11	2,213	625	517
Tim Frazier	2010-14	1,543	523	641
Freddie Barnes	1989-92	1,342	472	600
Monroe Brown	1989-92	1,244	489	450
Ron Brown	1972-74	1,184	590	350

### CAREER - 1,000 POINTS/500 REBOUNDS

		PTS	REBS
Talor Battle	2008-11	2,213	625
Lamar Stevens	2016-20	2,207	875
Jesse Arnelle	1952-55	2,138	1,238
Jamelle Cornley	2005-09	1,579	755
DeRon Hayes	1989-93	1,570	608
Tim Frazier	2010-14	1,543	523
Geary Claxton	2005-08	1,542	755
Tom Hovasse	1985-89	1,459	619
Jarrett Stephens	1996-2000	1,372	703
Ed Fogell	1985-90	1,329	590
John Amaechi	1993-95	1,310	745
Brandon Taylor	2013-16	1,289	646
Calvin Booth	1995-99	1,288	728
Seth Lundy	2019-23	1,283	560
Ron Brown	1971-74	1,184	590
Mike Watkins	2016-20	1,169	953
Carver Clinton	1964-66	1,165	734
Josh Reaves	2015-19	1,079	540
Gyasi Cline-Heard	1998-2001	1,058	642
Steve Kuhn	1976-80	1,057	568
James Barnes	1988-91	1,025	616
Gene Harris	1960-62	1,018	762
Mike Lang	1980-83	1,014	912

### CAREER - 1,000 POINTS/400 ASSISTS

		PTS	ASSTS
Freddie Barnes	1989-92	1,342	600
Dan Earl	1993-99	1,256	574
Talor Battle	2008-11	2,213	517
Joe Crispin	1998-2001	1,986	485
Tim Frazier	2010-14	1,543	641
Monroe Brown	1989-92	1,244	450
Titus Ivory	1997-2001	1,369	443

### SEASON - 500 POINTS/250 REBOUNDS

		PTS	REBS
Jesse Arnelle	1954	507	285
Jesse Arnelle	1955	731	428
John Amaechi	1995	514	316
Jarrett Stephens	2000	657	368
Gyasi-Cline Heard	2001	529	269
Jalen Pickett	2023	655	274

### SEASON - 600 POINTS/150 ASSISTS

		PTS	ASSTS
Talor Battle	2009	635	189
Joe Crispin	2000	649	178
Tim Frazier	2012	602	198
Tony Carr	2018	725	186
Jalen Pickett	2023	655	243

### SEASON - 500 POINTS/150 REBOUNDS/50 STEALS

		PTS	REBS	STLS
Tim Frazier	2012	602	198	50
Tim Frazier	2014	508	182	53

# SCORING RECORDS

## YEAR-BY-YEAR SCORING LEADERS

YEAR	NAME	G	PTS	AVG	RK	CONF	NAME	G	PTS	AVG	RK
1922	J.N. Reed		190								
1923	J.N. Reed		242								
1924	J.N. Reed		151								
1925	E.O. Gerhardt		144								
1926	Harold Von Neida		83								
1927	Michael Hamas		223								
1928	L.D. Reilly		111								
1929	J. Neil Stahley		N/A								
1930	Fred Brand		108								
1931	Fred Brand		120								
1932	Ed McMinn		141								
1933	Norrie McFarlane		114								
1934	Norrie McFarlane		169								
1935	John Stocker		121								
1936	Sol Miehoff		121				Eastern Intercollegiate				
1937	Sol Miehoff		125				Eastern Intercollegiate				
1938	Sol Miehoff		175				Eastern Intercollegiate				
1939	Charlie Prosser		195				Eastern Intercollegiate				
1940	John Barr		231								
1941	John Barr		200								
1942	Herschel Baltimore/Elmer Gross		179								
1943	David Hornstein		139								
1944	Don McNary		146								
1945	Irwin Batnick		113								
1946	Walt Hatkevich		216								
1947	Jack Biery		218								
1948	Jack Biery		260								
1949	Milt Simon		177								
1950	Marty Costa	23	299	13.0							
1951	Lou Lamie	22	319	14.5							
1952	Jesse Arnelle	26	492	18.9							
1953	Jesse Arnelle	24	408	17.0							
1954	Jesse Arnelle	24	507	21.1							
1955	Jesse Arnelle	28	\$ 731	\$ 26.1							
1956	Earl Fields	25	354	14.1							
1957	Ron Rainey	25	377	15.1							
1958	Ron Rainey	19	292	15.4							
1959	Mark DuMars	20	337	16.8							
1960	Mark DuMars	22	468	21.3							
1961	Gene Harris	24	369	15.4							
1962	Gene Harris	23	431	18.7							
1963	Earl Hoffman	20	434	21.7							
1964	Bob Weiss	23	392	17.0							
1965	Carver Clinton	24	411	17.1							
1966	Carver Clinton	24	453	18.9							
1967	Jeff Persson	24	422	17.6							
1968	Jeff Persson	20	339	17.0							
1969	Tom Daley	22	313	14.2							
1970	Tom Daley	24	366	15.3							
1971	Bill Kunze	22	367	16.7							
1972	Ron Brown	24	434	18.1							
1973	Randy Meister	21	309	14.7							
1974	Ron Brown	26	451	17.4							
1975	Randy Meister	23	345	15.0							

# SCORING RECORDS

YEAR	NAME	G	PTS	AVG	RK	CONF	NAME	G	PTS	AVG	RK
1976	Chris Erichsen	25	436	17.4		ECBL					
1977	Jeff Miller	26	345	13.3		Eastern Eight	Jeff Miller	11	165	15.0	
1978	Jeff Miller	27	505	18.7		Eastern Eight	Jeff Miller			18.5	6
1979	Mike Edelman	30	343	11.4		Eastern Eight					
1980	Frank Brickowski	28	320	11.4			Independent				
1981	Frank Brickowski	24	311	13.0			Independent				
1982	Mike Lang	27	272	10.1			Independent				
1983	Mike Lang	28	366	13.1	19	Atlantic 10	David Griffin	15	204	13.6	T-18
1984	Wally Choice	17	223	13.1	--	Atlantic 10	Craig Collins	18	234	13.0	17
1985	Craig Collins	27	401	14.9	9	Atlantic 10	Craig Collins	18	275	15.3	T-8
1986	Paul Murphy	29	293	10.2		Atlantic 10					
1987	Tom Hovasse	27	352	13.0		Atlantic 10					
1988	Tom Hovasse	27	388	14.4	10	Atlantic 10	Tom Hovasse				
1989	Tom Hovasse	29	516	17.8	5	Atlantic 10	Tom Hovasse	18	339	18.9	5
1990	Ed Fogell	34	520	15.3	11	Atlantic 10	Ed Fogell	18	272	15.1	13
1991	DeRon Hayes	32	479	15.0	11	Atlantic 10	DeRon Hayes	18	258	14.3	
1992	Monroe Brown	29	422	14.6			Independent				
1993	DeRon Hayes	27	376	13.9	20	Big Ten	John Amaechi	18	263	14.6	T-16
1994	John Amaechi	25	423	16.9	11	Big Ten	John Amaechi	17	277	16.3	T-13
1995	John Amaechi	32	514	16.1	10	Big Ten	John Amaechi	18	296	16.4	T-8
1996	Pete Lisicky	27	359	13.3	T-9	Big Ten	Glenn Sekunda	18	248	13.8	7
1997	Pete Lisicky	27	439	16.3	5	Big Ten	Pete Lisicky	18	288	16.0	7
1998	Pete Lisicky	32	498	15.6	11	Big Ten	Pete Lisicky	16	239	14.9	13
1999	Calvin Booth	27	414	15.3	10	Big Ten	Calvin Booth	16	249	15.6	10
2000	Jarrett Stephens	35	657	18.8	2	Big Ten	Joe Crispin	16	324	20.3	2
2001	Joe Crispin	33	642	* 19.5	1	Big Ten	Joe Crispin	16	307	19.2	2
2002	Sharif Chambliss	28	410	14.6	10	Big Ten	Sharif Chambliss	16	246	15.4	5
2003	Sharif Chambliss	28	411	14.7	11	Big Ten	Sharif Chambliss	16	235	14.7	T-10
2004	Jan Jagla	28	376	13.4	11	Big Ten	Marlon Smith	16	253	15.8	6
2005	Geary Claxton	30	380	12.7	18	Big Ten	Geary Claxton	16	224	14.0	15
2006	Geary Claxton	30	457	15.2	10	Big Ten	Geary Claxton	16	255	15.9	9
2007	Geary Claxton	26	425	16.3	5	Big Ten	Geary Claxton	16	251	15.7	6
2008	Talor Battle	31	317	10.2	24	Big Ten	Jamelle Cornley	16	209	13.1	9
2009	Talor Battle	38	635	16.7	3	Big Ten	Talor Battle	18	286	15.9	3
2010	Talor Battle	31	574	18.5	2	Big Ten	Talor Battle	18	339	18.8	3
2011	Talor Battle	34	687	20.2	2	Big Ten	Talor Battle	18	366	20.3	2
2012	Tim Frazier	32	602	18.8	2	Big Ten	Tim Frazier	18	353	19.3	2
2013	D.J. Newbill	31	504	16.3	5	Big Ten	D.J. Newbill	18	295	16.4	4
2014	D.J. Newbill	34	604	17.8	2	Big Ten	D.J. Newbill	18	306	17.0	T-5
2015	D.J. Newbill	34	704	* 20.7	1	Big Ten	D.J. Newbill	18	363	20.2	2
2016	Brandon Taylor	32	520	16.3	7	Big Ten	Brandon Taylor	18	296	16.4	9
2017	Tony Carr	33	436	13.2	17	Big Ten	Tony Carr	18	262	14.6	T-12
2018	Tony Carr	37	725	19.6	2	Big Ten	Tony Carr	18	362	* 20.1	1
2019	Lamar Stevens	32	637	19.9	2	Big Ten	Lamar Stevens	20	\$ 399	20.0	2
2020	Lamar Stevens	31	547	17.6	4	Big Ten	Lamar Stevens	20	360	18.0	4
2021	Myreon Jones	25	382	15.3	11	Big Ten	Myreon Jones	19	308	16.2	8
2022	Jalen Pickett	31	413	13.3	21	Big Ten	Jalen Pickett	20	276	13.8	18
2023	Jalen Pickett	37	655	17.7	5	Big Ten	Jalen Pickett	20	383	19.2	4

RK = rank amongst Big Ten players

\$ Indicates Penn State record.

\* Denotes led Big Ten.

► Scoring averages available beginning in 1950.

► In 2010-11 Talor Battle joined Jesse Amelle (1952-55) as the only two players to lead Penn State in scoring in four consecutive seasons. Eight players have done it in three.

► In 2019-20, Lamar Stevens (3; 2017-20) joined D.J. Newbill (3; 2012-15), Talor Battle (3; 2009-11), Joe Crispin (2; 1999-2001) and Jesse Amelle (2; 1954-55) as the only players to produce at least 500 points in consecutive seasons.

# SCORING RECORDS | 30-PT GAMES

	PTS	PLAYER	GAME
	46	Gene Harris	vs. Holy Cross, 12/28/1961
	44	Jesse Arnelle	Bucknell, 1/5/1955
	41	Jalen Pickett	Illinois, 2/18/2023
	41	Jesse Arnelle	Rutgers, 12/18/1954
	40	Jesse Arnelle	at Temple, 1/29/1955
	40	Jesse Arnelle	vs. Georgetown, 2/9/1952
	38	Bob Weiss	at Duke, 1/5/1965
	38	Jesse Arnelle	Syracuse, 1/12/1955
	37	D.J. Newbill	Purdue (OT), 1/17/2015
10	36	Joe Crispin	Pittsburgh, 12/6/2000
	36	Steve Kuhn	Colgate, 12/19/1978
	36	Ron Brown	Virginia, 12/5/1973
	36	Mark DuMars	at Syracuse, 12/20/1960
	36	Frank Wolf	Susquehanna, 1/25/1919
	35	D.J. Newbill	vs. Charlotte (2OT), 11/20/2014
	35	Pete Lisicky	vs. Pennsylvania, 12/9/1995
	35	Bob Weiss	vs. Detroit, 12/28/1963
	35	Earl Hoffman	West Virginia, 2/20/1963
20	35	Jesse Arnelle	West Virginia, 2/9/1955
	35	Jesse Arnelle	Carnegie Tech, 12/11/1954
	35	Joe Crispin	Iowa, 1/6/2001
	34	Ron Rainey	vs. Colgate, 2/22/1958
	34	Jesse Arnelle	(N) vs. Toledo, 12/28/1954
	33	Lamar Stevens	Minnesota, 2/8/2020
	33	Shep Garner	vs. Purdue, (BTT), 3/3/2018
	33	Tony Carr	Minnesota (OT), 1/15/2018
	33	Tony Carr	Campbell, 11/10/2017
	33	Marlon Smith	Long Island, 12/29/2005
30	33	Jarrett Stephens	at Michigan, 2/19/2000
	33	Dave Angstadt	Syracuse, 1/29/1975
	33	Tom Daley	Syracuse, 2/4/1970
	33	Jeff Persson	vs. Oregon State (2OT), 12/23/1966
	33	Earl Hoffman	vs. Marshall, 12/28/1962
	33	Mark DuMars	Syracuse, 12/15/1959
	33	Jesse Arnelle	vs. Rutgers, 2/23/1955
	33	Jesse Arnelle	vs. Colgate, 12/15/1954
	33	Jesse Arnelle	at Colgate, 2/19/1954
	32	Jalen Pickett	Minnesota, 2/18/2023
40	32	Seth Lundy	VCU, 12/2/2020
	32	Talor Battle	vs. Virginia Tech, 12/12/2009
	32	Talor Battle	at Virginia, 11/30/2009
	32	Dave Angstadt	Syracuse, 2/11/1976
	32	Jim Ouderkirk	Muhlenberg, 1/22/1975
	32	Ron Brown	Pittsburgh, 2/23/1974
	32	Jeff Persson	at Colgate, 12/17/1966
	32	Carver Clinton	West Virginia, 2/16/1966
	32	Mark DuMars	Gettysburg, 2/6/1960
	32	Marty Costa	vs. American, 1/18/1950
50	31	Seth Lundy	at Maryland, 3/7/2021
	31	Tony Carr	vs. Texas A&M, 11/21/2017
	31	D.J. Newbill	at Minnesota, 3/8/2015
	31	Talor Battle	Duquesne, 12/4/2010
	31	Talor Battle	Michigan, 2/6/2011
	31	Talor Battle	at Michigan, 1/2/2011
	31	Talor Battle	at Iowa, 1/16/2010
	31	Geary Claxton	VMI, 12/30/2006
	31	Brandon Watkins	at Northwestern (2ot), 3/1/2003
	31	Joe Crispin	at Kentucky, 11/25/2000

	PTS	PLAYER	GAME	
	31	Joe Crispin	at Illinois, 1/22/2000	60
	31	Joe Crispin	Wisconsin, 1/19/2000	
	31	Dwight Gibson	at West Virginia, 2/16/1985	
	31	Terry Graves	Lock Haven, 12/8/1984	
	31	Jeff Miller	West Virginia, 2/15/1978	
	31	Chris Erichsen	Muhlenberg, 1/17/1976	
	31	Bob Donato	vs. Western Michigan (OT), 12/27/1963	
	31	Mark DuMars	at West Virginia, 12/12/1959	
	31	Jesse Arnelle	vs. Pittsburgh, 2/26/1955	
	31	Jesse Arnelle	vs. Pittsburgh, 1/28/1954	
	30	Lamar Stevens	at Marquette (NIT), 3/20/2018	70
	30	Tony Carr	Ohio State, 2/15/2018	
	30	Lamar Stevens	Northwestern, 1/5/2018	
	30	Shep Garner	at Boston College, 12/2/2015	
	30	Tim Frazier	at Nebraska, 1/11/2012	
	30	Talor Battle	Michigan State, 2/13/2010	
	30	Joe Crispin	at Illinois, 1/23/1999	
	30	Glenn Sekunda	at Northwestern (OT), 1/13/1996	
	30	John Amaechi	at Northwestern, 2/22/1995	
	30	Monroe Brown	UMBC, 2/1/1992	
	30	Tom Hovasse	George Washington, 1/12/1989	80
	30	Bruce Blake	at Rhode Island, 1/22/1989	
	30	David Griffin	Rhode Island, 2/12/1983	
	30	Jeff Miller	Rutgers, 1/4/1978	
	30	Walter Young	Pittsburgh, 1/29/1977	
	30	Randy Meister	Boston College, 1/4/1975	
	30	Ron Brown	vs. Dartmouth (OT), 12/15/1973	
	30	Bill Kunze	Syracuse, 2/3/1971	
	30	Jeff Persson	Kent State, 2/8/1966	
	30	Bob Donato	vs. Maryland, 12/7/1963	
	30	Earl Hoffman	at Bucknell (OT), 1/8/1963	90
	30	Wally Colender	at Syracuse, 2/21/1959	
	30	Mark DuMars	West Virginia (OT), 1/8/1959	
	30	Jesse Arnelle	at Washington & Jefferson, 2/12/1955	
	30	Jesse Arnelle	vs. Syracuse, 2/23/1952	
	30	John Reed	vs. Pittsburgh, 2/2/1923	94

## CAREER 30+ POINT GAMES

1.	15	Jesse Arnelle, 1952-55
2.	7	Talor Battle, 2008-11
3.	6	Joe Crispin, 1998-2001
4.	5	Mark DuMars, 1959-61
5.	4	Tony Carr, 2016-18
6.	3	Lamar Stevens, 2016-20
	3	D.J. Newbill, 2013-15
	3	Ron Brown, 1971-74
	3	Jeff Persson, 1966-68
	3	Earl Hoffman, 1961-63

## SEASON 30+ POINT GAMES

1.	11	Jesse Arnelle, 1955
2.	4	Tony Carr, 2018
	4	Talor Battle, 2010
	4	Mark DuMars, 1960
5.	3	D.J. Newbill, 2015
	3	Talor Battle, 2011
	3	Joe Crispin, 2000
	3	Earl Hoffman, 1963

# 30-POINT GAMES BY NITTANY LIONS

## JESSE ARNELLE - 15

Pts.	FG	3FG	FT	Opponent
44	20-31	-	4-8	Bucknell, 1/5/1955
41	17	-	7-9	Rutgers, 12/18/1954
40	15	-	10-13	Georgetown, 2/9/1952
40	11-28	-	18-28	at Temple, 1/29/1955
38	10	-	18-22	Syracuse, 1/12/1955
35	12	-	11-21	Carnegie Tech, 12/11/1954
35	12	-	11-14	West Virginia, 2/9/1955
34	8	-	18-24	vs. Toledo, 12/28/1954
33	10	-	13-17	at Colgate, 2/19/1954
33	13	-	7-10	Colgate, 12/15/1954
33	12	-	9-11	at Rutgers, 2/23/1955
31	8	-	15-23	vs. Pittsburgh, 1/28/1954
31	12	-	7-9	vs. Pittsburgh, 2/26/1955
30	11	-	8-19	at Syracuse, 2/23/1952
30	14	-	2-2	at Washington & Jefferson, 2/12/1955

## TALOR BATTLE - 7

Pts.	FG	3FG	FT	Opponent
32	9-15	5-9	9-13	at Virginia, 11/30/2009
32	12-26	5-11	3-10	Virginia Tech, 12/12/2009
31	9-18	2-6	11-13	at Iowa, 1/16/2010
31	12-18	5-8	2-4	Duquesne, 12/4/2010
31	9-18	5-12	8-8	Michigan, 2/6/2011
31	11-20	5-12	4-6	at Michigan, 1/2/2011
30	9-16	7-11	5-8	Michigan State, 2/13/2010

## JOE CRISPIN - 6

Pts.	FG	3FG	FT	Opponent
36	13-22	7-9	3-5	Pittsburgh, 12/6/2000
35	8-17	6-12	13-13	Iowa, 1/6/2001
31	10-20	5-8	6-6	Wisconsin, 1/19/2000
31	8-17	4-11	11-12	at Illinois, 1/22/2000
31	11-26	7-15	2-2	at Kentucky, 11/25/2000
30	8-14	4-8	10-10	at Illinois, 1/23/1999

## MARK DUMARS - 5

Pts.	FG	3FG	FT	Opponent
36	13	-	10-11	at Syracuse, 12/20/1960
33	14-24	-	5-6	Syracuse, 12/15/1959
32	12	-	8-11	Gettysburg, 2/6/1960
31	13-25	-	5-6	at West Virginia, 12/12/1959
30	13	-	4	West Virginia (OT), 1/8/1959

## TONY CARR - 4

Pts.	FG	3FG	FT	Opponent
33	9-23	2-5	13-15	Campbell, 11/10/2017
33	12-30	3-8	6-6	Minnesota (OT), 1/15/2018
31	11-20	2-4	7-11	vs. Texas A&M, 11/21/2017
30	9-15	4-8	8-12	Ohio State, 2/15/2018

## RON BROWN - 3

Pts.	FG	3FG	FT	Opponent
36	16	-	4-4	Virginia, 12/5/1973
32	14-20	-	4-4	Pittsburgh, 2/23/1974
30	-	-	-	vs. Dartmouth, 12/15/1973

## EARL HOFFMAN - 3

Pts.	FG	3FG	FT	Opponent
35	15	-	5	West Virginia, 2/20/1963
33	16	-	1	vs. Marshall, 12/28/1962
30	-	-	-	at Bucknell (OT), 1/8/1963

## D.J. NEWBILL - 3

Pts.	FG	3FG	FT	Opponent
37	13-23	1-4	10-11	Purdue (OT), 1/17/2015
35	14-33	4-11	3-5	vs. Charlotte (2OT), 11/20/2014
31	11-22	5-11	4-4	at Minnesota, 3/8/2015

## JEFF PERSSON - 3

Pts.	FG	3FG	FT	Opponent
33	-	-	-	vs. Oregon State (2OT), 12/23/1966
32	-	-	-	at Colgate, 12/17/1966
30	10-16	-	10-11	Kent State, 2/8/1966

## LAMAR STEVENS - 3

Pts.	FG	3FG	FT	Opponent
33	11-21	2-4	9-12	Minnesota, 2/8/2020
30	14-19	1-3	1-3	Northwestern, 1/5/2018
30	14-22	0-1	2-3	at Marquette (NIT), 3/20/2018

## JALEN PICKETT - 2

Pts.	FG	3FG	FT	Opponent
41	15-20	5-9	6	Illinois, 2/14/2023
32	11-20	4-8	6	Minnesota, 2/18/2023

## DAVE ANGSTADT - 2

Pts.	FG	3FG	FT	Opponent
33	14-20	-	5	Syracuse, 1/29/1975
32	15	-	2	Syracuse, 2/11/1976

## BOB DONATO - 2

Pts.	FG	3FG	FT	Opponent
31	11	-	-9-21	vs. Western Mich. (OT), 12/27/1963
30	-	-	-	vs. Maryland, 12/7/1963

## SHEP GARNER - 2

Pts.	FG	3FG	FT	Opponent
33	8-11	6-8	11-12	vs. Purdue (BTT), 3/3/2018
30	10-16	8-12	2-2	at Boston College, 12/2/2015

## SETH LUNDY - 2

Pts.	FG	3FG	FT	Opponent
32	11-19	5-10	5	VCU, 12/2/2020
31	11-18	5-8	4	at Maryland, 3/7/2021



# 30-POINT GAMES BY NITTANY LIONS

## JEFF MILLER - 2

Pts.	FG	3FG	FT	Opponent
31	14-24	-	3	West Virginia, 2/15/1978
30	12-17	-	6-6	Rutgers, 1/4/1978

## BOB WEISS - 2

Pts.	FG	3FG	FT	Opponent
38	17-31	-	4-4	at Duke, 1/5/1965
35	11	-	13-14	vs. Detroit, 12/28/1963

## JOHN AMAECHI

Pts.	FG	3FG	FT	Opponent
30	11-14	-	8-10	at Northwestern, 2/22/1995

## BRUCE BLAKE

30				at Rhode Island, 1/22/1989
----	--	--	--	----------------------------

## MONROE BROWN

Pts.	FG	3FG	FT	Opponent
30	11-15	5-7	3-7	UMBC, 2/1/1992

## GEARY CLAXTON

Pts.	FG	3FG	FT	Opponent
31	12-18	-	7-14	VMI, 12/30/2006

## CARVER CLINTON

Pts.	FG	3FG	FT	Opponent
32	14-21	-	4-5	West Virginia, 2/16/1966

## WALLY COLENDER

Pts.	FG	3FG	FT	Opponent
30	10	-	10-12	at Syracuse, 2/21/1959

## MARTY COSTA

Pts.	FG	3FG	FT	Opponent
32	11	-	10	American, 1/18/1950

## TOM DALEY

Pts.	FG	3FG	FT	Opponent
33	9-15	-	15-17	Syracuse, 2/4/1970

## CHRIS ERICHSEN

31				Muhlenberg, 1/17/1976
----	--	--	--	-----------------------

## TIM FRAZIER

Pts.	FG	3FG	FT	Opponent
30	10-16	1-4	9-9	at Nebraska, 1/11/2012

## DWIGHT GIBSON

31				at West Virginia, 2/16/1985
----	--	--	--	-----------------------------

## TERRY GRAVES

Pts.	FG	3FG	FT	Opponent
31	9-15	-		Lock Haven, 12/8/1984

## DAVID GRIFFIN

30				Rhode Island, 2/12/1983
----	--	--	--	-------------------------

## GENE HARRIS

Pts.	FG	3FG	FT	Opponent
46	17-37	-	12	vs. Holy Cross, 12/28/1961

## TOM HOVASSE

30				George Washington, 1/12/1989
----	--	--	--	------------------------------

## STEVE KUHN

Pts.	FG	3FG	FT	Opponent
36	15	-	6	Colgate, 12/19/1978

## BILL KUNZE

Pts.	FG	3FG	FT	Opponent
30	14-25		2	Syracuse, 2/3/1971

## PETE LISICKY

Pts.	FG	3FG	FT	Opponent
35	13-15	9-10	0-0	vs. Pennsylvania, 12/9/1995

## RANDY MEISTER

Pts.	FG	3FG	FT	Opponent
30	10-15	-	10-10	Boston College, 1/4/1975

## JIM OUDERKIRK

32				Muhlenberg, 1/22/1975
----	--	--	--	-----------------------

## RON RAINEY

Pts.	FG	3FG	FT	Opponent
34	12	-	10-15	Colgate, 12/20/1958

## JOHN REED

Pts.	FG	3FG	FT	Opponent
30	5	-	20-24	Pittsburgh, 2/23/1923

## GLENN SEKUNDA

Pts.	FG	3FG	FT	Opponent
30	8-14	4-5	10-13	at Northwestern (OT), 1/13/1996

## MARLON SMITH

Pts.	FG	3FG	FT	Opponent
33	12-18	5-9	4-7	Long Island, 12/29/2004

## JARRETT STEPHENS

Pts.	FG	3FG	FT	Opponent
33	15-20	1-1	2-6	at Michigan, 2/19/2000

## BRANDON WATKINS

Pts.	FG	3FG	FT	Opponent
31	13-26	3-8	2-2	at Northwestern (2OT), 3/1/2003

## FRANK WOLF

Pts.	FG	3FG	FT	Opponent
36	18			Susquehanna, 1/25/1919

## WALTER YOUNG

Pts.	FG	3FG	FT	Opponent
30	12-17	-	6	Pittsburgh, 1/29/1977

# 1,000-POINT SCORERS

## 1. TALOR BATTLE - 2,213

Year	GP	FGM (3)	FTM	PTS	AVG
2007-08	31	106 (48)	57	317	10.2
2008-09	38	198 (92)	147	635	16.7
2009-10	31	193 (71)	117	574	18.5
2010-11	34	225 (106)	131	687	20.2
<b>Totals</b>	<b>134</b>	<b>722 (317)</b>	<b>452</b>	<b>2,213</b>	<b>16.5</b>

## 2. LAMAR STEVENS - 2,207

Year	GP	FGM (3)	FTM	PTS	AVG
2016-17	33	148 (11)	112	419	12.7
2017-18	*39	231 (30)	112	604	15.5
2018-19	32	230 (20)	157	637	19.9
2019-20 &	31	192 (25)	138	547	17.6
<b>Totals</b>	<b>135</b>	<b>*801 (86)</b>	<b>519</b>	<b>2,207</b>	<b>16.3</b>

*& postseason tournaments canceled due to COVID-19 pandemic.*

## 3. JESSE ARNELLE - 2,138

Year	GP	FGM	FTM	PTS	AVG
1951-52	26	184	124	492	18.9
1952-53	24	136	136	408	17.0
1953-54	24	174	159	507	21.1
1954-55	28	244	243	731	26.1
<b>Totals</b>	<b>102</b>	<b>738</b>	<b>662</b>	<b>2,138</b>	<b>21.0</b>

## 3. JOE CRISPIN - 1,986

Year	GP	FGM (3)	FTM	PTS	AVG
1997-98	32	97 (48)	66	308	9.6
1998-99	27	131 (68)	57	387	14.3
1999-2000	35	192 (84)	181	649	18.5
2000-01	33	195 (108)	144	642	19.5
<b>Totals</b>	<b>127</b>	<b>615 (308)</b>	<b>448</b>	<b>1,986</b>	<b>15.6</b>

## 4. D.J. NEWBILL - 1,812

Year	GP	FGM (3)	FTM	PTS	AVG
2012-13	31	175 (20)	134	504	16.3
2013-14	34	209 (46)	140	604	17.8
2014-15	34	243 (61)	157	704	20.7
<b>Totals</b>	<b>99</b>	<b>627 (127)</b>	<b>431</b>	<b>1,812</b>	<b>18.3</b>

## 6. SHEP GARNER - 1,629

Year	GP	FGM (3)	FTM	PTS	AVG
2014-15	34	104 (59)	46	313	9.2
2015-16	32	149 (75)	101	474	14.8
2016-17	33	133 (82)	48	396	12.0
2017-18	*39	146 (*120)	34	446	11.4
<b>Totals</b>	<b>138</b>	<b>532 (*336)</b>	<b>229</b>	<b>1,629</b>	<b>11.8</b>

## 7. PETE LISICKY - 1,605

Year	GP	FGM (3)	FTM	PTS	AVG
1994-95	32	96 (68)	49	309	9.7
1995-96	27	128 (89)	14	359	13.3
1996-97	27	148 (89)	54	439	16.3
1997-98	32	153 (86)	106	498	15.6
<b>Totals</b>	<b>118</b>	<b>525 (332)</b>	<b>223</b>	<b>1,605</b>	<b>13.6</b>

## 8. JAMELLE CORNLEY - 1,579

Year	GP	FGM (3)	FTM	PTS	AVG
2005-06	30	134 (0)	73	341	11.4
2006-07	30	167 (1)	70	405	13.5
2007-08	25	122 (2)	56	302	12.1
2008-09	37	221 (19)	70	531	14.4
<b>Totals</b>	<b>122</b>	<b>644 (22)</b>	<b>269</b>	<b>1,579</b>	<b>12.9</b>

## 9. DERON HAYES - 1,570

Year	GP	FGM (3)	FTM	PTS	AVG
1989-90	34	145 (0)	37	327	9.6
1990-91	32	200 (0)	79	479	15.0
1991-92	29	159 (8)	62	388	13.4
1992-93	27	157 (11)	51	376	13.9
<b>Totals</b>	<b>122</b>	<b>661 (19)</b>	<b>229</b>	<b>1,570</b>	<b>12.9</b>

## 10. TIM FRAZIER - 1,543

Year	GP	FGM (3)	FTM	PTS	AVG
2009-10	31	51 (9)	43	154	5.0
2010-11	34	71 (11)	61	214	6.3
2011-12	32	208 (27)	159	602	18.8
2012-13	^4	15 (2)	33	65	16.3
2013-14	34	163 (25)	157	508	14.9
<b>Totals</b>	<b>135</b>	<b>508 (74)</b>	<b>453</b>	<b>1,543</b>	<b>11.4</b>

*^ suffered season-ending torn achilles in 4th game.*

## 11. GEARY CLAXTON - 1,542

Year	GP	FGM (3)	FTM	PTS	AVG
2004-05	30	127 (9)	117	380	12.7
2005-06	30	168 (22)	99	457	15.2
2006-07	26	146 (22)	111	425	16.3
2007-08	^16	104 (21)	51	280	17.5
<b>Totals</b>	<b>102</b>	<b>545 (74)</b>	<b>378</b>	<b>1,542</b>	<b>15.1</b>

*^ suffered season-ending torn ACL in 16th game.*

## 12. TOM HOVASSE - 1,459

Year	GP	FGM (3)	FTM	PTS	AVG
1985-86	16	74 (5)	55	203	12.7
1986-87	27	138 (36)	40	352	13.0
1987-88	27	141 (62)	44	388	14.4
1988-89	29	179 (74)	84	516	17.8
<b>Totals</b>	<b>99</b>	<b>532 (172)</b>	<b>223</b>	<b>1,459</b>	<b>14.7</b>

## 13. JARRETT STEPHENS - 1,372

Year	GP	FGM (3)	FTM	PTS	AVG
1995-96	26	33 (0)	20	86	3.3
1996-97	26	78 (0)	33	189	7.3
1997-98	31	16 (1)	101	432	13.9
1998-99	2	3 (0)	2	8	4.0
1999-2000	35	260 (5)	132	657	18.8
<b>Totals</b>	<b>120</b>	<b>539 (6)</b>	<b>288</b>	<b>1,372</b>	<b>11.4</b>

*\*Penn State record; # Big Ten Conference record*

# 1,000-POINT SCORERS

14. TITUS IVORY - 1,369					
Year	GP	FGM (3)	FTM	PTS	AVG
1996-97	2	0 (0)	6	6	3.0
1997-98	32	58 (32)	26	174	5.4
1998-99	27	72 (38)	42	224	8.3
1999-2000	35	125 (57)	138	445	12.7
2000-01	33	158 (79)	125	520	15.8
<b>Totals</b>	<b>129</b>	<b>413 (206)</b>	<b>337</b>	<b>1,369</b>	<b>10.6</b>

15. FREDDIE BARNES - 1,342					
Year	GP	FGM (3)	FTM	PTS	AVG
1988-89	32	57 (10)	65	195	6.1
1989-90	34	105 (52)	97	359	10.6
1990-91	32	101 (54)	142	398	12.4
1991-92	29	104 (39)	143	390	13.4
<b>Totals</b>	<b>127</b>	<b>367 (161)</b>	<b>447</b>	<b>1,342</b>	<b>10.6</b>

16. ED FOGELL - 1,329					
Year	GP	FGM	FTM	PTS	AVG
1985-86	4	2	3	7	0.9
1986-87	27	62	47	171	6.3
1987-88	27	102	63	67	9.9
1988-89	32	132	100	364	11.4
1989-90	34	191	138	520	15.3
<b>Totals</b>	<b>124</b>	<b>489</b>	<b>351</b>	<b>1,329</b>	<b>10.7</b>

17. JOHN AMAECHI - 1,310					
Year	GP	FGM (3)	FTM	PTS	AVG
1992-93	27	114 (15)	130	373	13.8
1993-94	25	124 (4)	171	423	16.9
1994-95	32	168 (2)	176	514	16.1
<b>Totals</b>	<b>84</b>	<b>406 (21)</b>	<b>477</b>	<b>1,310</b>	<b>15.6</b>

18. BRANDON TAYLOR - 1,289					
Year	GP	FGM (3)	FTM	PTS	AVG
2012-13	31	61 (32)	11	165	5.3
2013-14	34	105 (46)	57	313	9.2
2014-15	32	109 (54)	19	291	9.1
2015-16	32	188 (51)	93	520	16.3
<b>Totals</b>	<b>129</b>	<b>463 (183)</b>	<b>180</b>	<b>1,289</b>	<b>10.0</b>

19. CALVIN BOOTH - 1,288					
Year	GP	FGM (3)	FTM	PTS	AVG
1995-96	28	100 (0)	61	261	9.3
1996-97	27	87 (1)	61	236	8.7
1997-98	32	156 (0)	65	377	11.8
1998-99	27	157 (0)	100	414	15.3
<b>Totals</b>	<b>114</b>	<b>500 (1)</b>	<b>287</b>	<b>1,288</b>	<b>11.3</b>

20. SETH LUNDY - 1,283					
Year	GP	FGM (3)	FTM	PTS	AVG
2019-20 &	31	52 (34)	27	165	5.3
2020-21	25	87 (39)	39	252	10.1
2021-22	30	120 (52)	52	356	11.9
2022-23	36	165 (92)	88	510	14.2
<b>Totals</b>	<b>122</b>	<b>424 (229)</b>	<b>206</b>	<b>1,283</b>	<b>10.5</b>

& postseason tournaments canceled due to COVID-19 pandemic.

21. DAN EARL - 1,256					
Year	GP	FGM (3)	FTM	PTS	AVG
1993-94	27	68 (32)	60	228	8.4
1994-95	32	86 (50)	76	298	9.3
1995-96	28	48 (48)	81	150	11.7
1997-98	5	14 (7)	7	42	8.4
1998-99	27	122 (57)	60	361	13.4
<b>Totals</b>	<b>119</b>	<b>389 (194)</b>	<b>284</b>	<b>1,256</b>	<b>10.6</b>

22. MONROE BROWN - 1,244					
Year	GP	FGM (3)	FTM	PTS	AVG
1988-89	32	83 (11)	51	232	7.3
1989-90	34	94 (18)	71	277	8.2
1990-91	32	112 (22)	67	313	9.8
1991-92	29	153 (43)	73	422	14.6
<b>Totals</b>	<b>127</b>	<b>442 (98)</b>	<b>262</b>	<b>1,244</b>	<b>9.8</b>

23. RON BROWN - 1,184					
Year	GP	FGM	FTM	PTS	AVG
1971-72	24	184	66	434	18.1
1972-73	23	134	31	299	13.0
1973-74	26	203	45	451	17.4
<b>Totals</b>	<b>73</b>	<b>521</b>	<b>142</b>	<b>1,184</b>	<b>16.2</b>

24. MIKE WATKINS - 1,169					
Year	GP	FGM	FTM	PTS	AVG
2016-17	33	128 (0)	63	319	9.7
2017-18	29	146 (0)	58	350	12.1
2018-19	27	88 (0)	34	210	7.8
2019-20	30	121 (0)	48	290	9.7
<b>Totals</b>	<b>119</b>	<b>483 (0)</b>	<b>203</b>	<b>1,169</b>	<b>9.8</b>

25. CARVER CLINTON - 1,165					
Year	GP	FGM	FTM	PTS	AVG
1963-64	23	125	51	301	13.1
1964-65	24	175	61	411	17.1
1965-66	24	185	83	453	18.9
<b>Totals</b>	<b>71</b>	<b>485</b>	<b>195</b>	<b>1,165</b>	<b>16.4</b>

26. TONY CARR - 1,161					
Year	GP	FGM (3)	FTM	PTS	AVG
2016-17	33	141 (33)	121	436	13.2
2017-18	37	245 (88)	147	725	19.6
<b>Totals</b>	<b>70</b>	<b>386 (121)</b>	<b>268</b>	<b>1,161</b>	<b>16.6</b>

\*Penn State record; # Big Ten Conference record

# 1,000-POINT SCORERS

## 27. MARK DUMARS - 1,139

Year	GP	FGM	FTM	PTS	AVG
1958-59	20	134	69	337	16.8
1959-60	22	181	106	468	21.3
1960-61	22	116	102	334	15.2
Totals	64	431	277	1,139	17.8

## 28. MYLES DREAD - 1,097

Year	GP	FGM	FTM	PTS	AVG
2018-19	32	90 (67)	17	264	8.3
2019-20 &	31	83 (65)	35	266	8.6
2020-21	23	56 (45)	12	169	7.3
2021-22	31	64 (55)	10	193	6.2
2022-23	37	69 (61)	6	205	5.5
Totals	154*	362 (293)	80	1,097	7.1

\* & postseason tournaments canceled due to COVID-19 pandemic.

## 29. BOB WEISS - 1,091

Year	GP	FGM	FTM	PTS	AVG
1962-63	20	124	57	305	15.3
1963-64	23	154	84	392	17.0
1964-65	24	152	90	394	16.4
Totals	67	430	231	1,091	16.3

## 30. JEFF PERSSON - 1,090

Year	GP	FGM	FTM	PTS	AVG
1965-66	24	124	81	329	13.7
1966-67	24	160	102	422	17.6
1967-68	20	135	69	339	17.0
Totals	68	419	252	1,090	16.0

## 31. JOSH REAVES - 1,079

Year	GP	FGM (3)	FTM	PTS	AVG
2015-16	26	66 (3)	31	166	6.4
2016-17	28	81 (19)	34	215	7.7
2017-18	34	133 (40)	53	359	10.6
2018-19	32	126 (47)	40	339	10.6
Totals	120	406 (109)	158	1,079	9.0

## 32. JALEN PICKETT - 1,068

Year	GP	FGM (3)	FTM	PTS	AVG
2021-22	31	161 (47)	44	413	13.3
2022-23	37	260* (45)	90	655	17.7
Totals	68	421 (92)	134	1,068	15.7

## 33. GYASI CLINE-HEARD - 1,058

Year	GP	FGM (3)	FTM	PTS	AVG
1997-98	32	34 (0)	27	95	3.0
1998-99	27	75 (0)	56	206	7.6
1999-2000	34	86 (0)	56	228	6.7
2000-01	33	182 (1)	164	529	16.0
Totals	126	377 (1)	303	1,058	8.4

\*Penn State record

# Big Ten Conference record

§ - 3-point not instituted until 1986-87.

Shaded statistics area indicates active Nittany Lion.

## 34. STEVE KUHN - 1,057

Year	GP	FGM	FTM	PTS	AVG
1976-77	26	89	48	226	8.7
1977-78	27	134	64	332	12.3
1978-79	30	137	49	323	10.8
1979-80	27	69	38	176	6.5
Totals	110	429	199	1,057	9.6

## 35. JAMES BARNES - 1,025

Year	GP	FGM (3)	FTM	PTS	AVG
1987-88	13	14 (0)	22	50	3.9
1988-89	32	68 (0)	63	200	6.3
1989-90	32	137 (0)	93	367	11.5
1990-91	32	138 (1)	131	408	12.8
Totals	109	357 (1)	309	1,025	9.4

## 36. TONY WARD - 1,020

Year	GP	FGM (3)	FTM	PTS	AVG
1984-85	27	78	56	225	8.3
1985-86	13	53	26	132	10.2
1986-87	26	109 (45)	76	339	13.0
1987-88	27	105 (42)	72	324	12.0
Totals	93	345 (87)	230	1,020	11.0

## 37. MIKE EDELMAN - 1,019

Year	GP	FGM	FTM	PTS	AVG
1978-79	30	147	49	343	11.4
1979-80	28	91	52	234	8.4
1980-81	27	86	28	200	7.4
1981-82	27	105	32	242	9.0
Totals	112	429	161	1,019	9.1

## 38. GENE HARRIS - 1,018

Year	GP	FGM	FTM	PTS	AVG
1959-60	22	93	32	218	9.9
1960-61	24	152	65	369	15.4
1961-62	23	175	81	431	18.7
Totals	69	420	178	1,018	14.8

## 39. MIKE LANG - 1,014

Year	GP	FGM	FTM	PTS	AVG
1979-80	28	73	56	202	7.2
1980-81	27	68	38	174	6.4
1981-82	27	96	80	272	10.1
1982-83	28	144	78	366	13.1
Totals	110	381	252	1,014	9.2

## 40. JEFF MILLER - 1,008

Year	GP	FGM	FTM	PTS	AVG
1974-75	20	14	2	30	1.5
1975-76	25	56	16	128	5.1
1976-77	26	145	55	345	13.3
1977-78	27	216	73	505	18.7
Totals	98	431	146	1,008	10.3

# FIELD GOAL RECORDS

## CAREER MADE

	FGM	FGA	PCT	
1.	801	1,841	43.5	Lamar Stevens, 2016-20
2.	738	—	—	Jesse Arnelles, 1952-55
3.	722	1,791	40.3	Talor Battle, 2008-11
4.	661	1,374	48.1	DeRon Hayes, 1990-93
5.	644	1,260	51.1	Jamelle Cornley, 2005-09
6.	627	1,434	43.7	D.J. Newbill, 2013-15
7.	615	1,611	38.2	Joe Crispin, 1998-2001
8.	545	1,230	44.1	Geary Claxton, 2005-08
9.	539	924	58.3	Jarrett Stephens, 1996-2000
10.	532	1,356	39.2	Shep Garner, 2014-18
	532	1,201	44.3	Tom Hovasse, 1986-89

## CAREER ATTEMPTS

	FGA	FGM	PCT	
1.	1,841	801	43.5	Lamar Stevens, 2016-20
2.	1,791	722	40.3	Talor Battle, 2008-11
3.	1,611	615	38.2	Joe Crispin, 1998-2001
4.	1,434	627	43.7	D.J. Newbill, 2013-15
5.	1,374	661	48.1	DeRon Hayes, 1990-93
6.	1,356	532	39.2	Shep Garner, 2014-18
7.	1,260	644	51.1	Jamelle Cornley, 2005-09
8.	1,246	525	42.1	Pete Lisicky, 1994-98
9.	1,230	545	44.1	Geary Claxton, 2005-08
10.	1,215	508	41.8	Tim Frazier, 2010-14

## CAREER PERCENTAGE (min. 200 attempts)

	PCT	FGM	FGA	
1.	59.7	483	809	Mike Watkins, 2016-20
2.	59.6	302	507	John Harrar, 2017-22
3.	58.3	539	924	Jarrett Stephens, 1996-2000
4.	54.6	301	551	Andrew Jones, 2008-11
5.	54.2	162	299	Sasa Borovnjak, 2009-13
6.	53.9	489	907	Ed Fogell, 1986-90
7.	53.8	336	625	Frank Brickowski, 1978-81
8.	53.5	357	667	James Barnes, 1987-91
9.	53.4	189	354	Wes Jones, 1986-88
10.	53.2	264	496	Matt Gaudio, 1992-96
11.	52.9	126	238	Wally Choice, 1981-84

## SEASON MADE

	FGM	FGA	PCT	
1.	260	512	50.8	Jalen Pickett 2023
	260	459	56.6	Jarrett Stephens, 2000
2.	245	600	40.8	Tony Carr, 2018
3.	244	—	—	Jesse Arnelles, 1955
4.	243	540	45.0	D.J. Newbill, 2015
5.	231	497	46.5	Lamar Stevens, 2018
6.	230	545	43.9	Lamar Stevens, 2019
7.	225	532	42.3	Talor Battle, 2011
8.	221	427	51.8	Jamelle Cornley, 2009
9.	216	471	45.9	Jeff Miller, 1978
10.	209	462	45.2	D.J. Newbill, 2014

## SEASON ATTEMPTS

	FGA	FGM	PCT	
1.	600	245	40.8	Tony Carr, 2018
2.	545	230	43.9	Lamar Stevens, 2019
3.	540	243	45.0	D.J. Newbill, 2015
4.	532	225	42.3	Talor Battle, 2011
5.	523	195	37.3	Joe Crispin, 2001
6.	512*	260	50.8	Jalen Pickett, 2023
7.	499	192	38.5	Joe Crispin, 2000
8.	497	231	46.5	Lamar Stevens, 2018
	497	208	41.9	Tim Frazier, 2012
10.	493	198	40.2	Talor Battle, 2009

## SEASON PERCENTAGE (min. 100 attempts)

	PCT	FGM	FGA	
1.	68.5	146	213	Mike Watkins, 2018
2.	64.0	126	197	John Harrar, 2022
	64.0	165	258	Jarrett Stephens, 1998
4.	62.6	67	107	Eric Carr, 1992
5.	60.8	191	314	Ed Fogell, 1990
6.	60.3	70	116	Brandon Hassell, 2007
7.	60.1	131	218	Frank Brickowski, 1981
8.	59.0	128	217	Mike Watkins, 2017
9.	58.0	119	205	Carvin Jefferson, 1978
10.	57.9	162	280	Bruce Blake, 1989
	57.9	88	152	Andrew Jones, 2009

## GAME MADE

	FGM	Name
1.	20	Jesse Arnelles, Bucknell, 1/5/1955
2.	18	Frank Wolf, Susquehanna, 1/25/1919
3.	17	Jesse Arnelles, Rutgers, 12/18/1954
	17	Gene Harris, Holy Cross, 12/28/1961
	17	Bob Weiss, Duke, 1/5/1965
6.	16	Ron Brown, Virginia, 12/5/1973
7.	15	Jalen Pickett, Illinois, 2/14/2023
	15	Jarrett Stephens, Michigan, 2/19/2000
	15	Jesse Arnelles, Georgetown, 2/9/1952
	15	Dave Angstadt, Syracuse, 1976
	15	Steve Kuhn, Colgate, 12/19/1978

## GAME ATTEMPTS

	FGA	Name
1.	37	Gene Harris, Holy Cross, 12/28/1961
2.	33	D.J. Newbill, Charlotte (Zot), 11/14/2015
3.	31	Jesse Arnelles, Bucknell, 1/5/1955
	31	Bob Weiss, Duke, 1/5/1965
	31	Ron Brown, Army, 1/22/1972
6.	30	Tony Carr, Minnesota (OT), 11/15/2018
7.	29	Ron Brown, Georgetown, 1972
8.	28	Jesse Arnelles, Temple, 1/29/1955
9.	27	Lamar Stevens at Indiana, 2/23/2020
10.	26	Joe Crispin, Villanova, 12/11/1999
	26	Joe Crispin, Kentucky, 11/25/2000
	26	Brandon Watkins, at NWestern (201), 3/1/2003
	26	Talor Battle, Virginia Tech, 12/12/2009

# 3-POINT FIELD GOAL RECORDS

## CAREER MADE

	3FG	3FGA	PCT	
1.	336	887	37.9	Shep Garner, 2014-18
2.	332	829	40.0	Pete Lisicky, 1994-98
3.	317	930	34.1	Talor Battle, 2008-11
4.	308	885	34.8	Joe Crispin, 1998-2001
5.	291	811	35.9	Myles Dread, 2018-2023
6.	229	623	36.8	Seth Lundy, 2019-2023
7.	221	579	38.2	Danny Morrissey, 2005-09
8.	206	574	35.9	Titus Ivory, 1997-2001
9.	195	489	39.9	Sharif Chambliss, 2001-03
10.	194	491	39.5	Dan Earl, 1993-99

## CAREER ATTEMPTS

	3FGA	3FGM	PCT	
1.	930	317	34.1	Talor Battle, 2008-11
2.	887	336	37.9	Shep Garner, 2014-18
3.	885	308	34.8	Joe Crispin, 1998-2001
4.	829	332	40.0	Pete Lisicky, 1994-98
5.	816	293	35.9	Myles Dread, 2018-2023
6.	623	229	36.8	Seth Lundy, 2019-2023
7.	579	221	38.2	Danny Morrissey, 2005-09
8.	574	206	35.9	Titus Ivory, 1997-2001
9.	499	173	34.7	Mike Walker, 2005-08
10.	491	194	39.5	Dan Earl, 1993-99

## CAREER PERCENTAGE (min. 100 attempts)

	PCT	3FGA	3FGM	
1.	43.7	108	247	Stanley Pringle, 2007-09
2.	41.6	42	101	Dwight Gibson, 1982-85
3.	41.5	54	130	Tyler Smith, 1999-2002
4.	41.3	246	595	Pete Lisicky, 1995-98
5.	41.3	172	416	Tom Hovasse, 1986-89
6.	41.2	272	112	Andrew Funk, 2023
7.	40.5	100	247	Tony Ward, 1985-88
8.	40.0	45	115	DeForrest Riley, 2003
9.	39.9	195	489	Sharif Chambliss, 2001-03
10.	39.5	194	491	Dan Earl, 1994-99

## SEASON MADE

	3FGM	3FGA	PCT	
1.	§*120	277	43.3	Shep Garner, 2018
2.	*112	272	41.2	Andrew Funk, 2023
2.	*108	303	35.6	Joe Crispin, 2001
3.	106	287	36.9	Talor Battle, 2011
4.	*99	235	42.1	Sharif Chambliss, 2002
5.	92	230	40.0	Seth Lundy, 2023
	92	271	33.9	Talor Battle, 2009
8.	89	232	38.4	Sharif Chambliss, 2003
8.	89	233	38.2	Pete Lisicky, 1997
9.	*89	189	47.1	Pete Lisicky, 1996
10.	86	234	36.8	Pete Lisicky, 1998

## SEASON ATTEMPTS

	3FGA	3FGM	PCT	
1.	303	108	35.6	Joe Crispin, 2001
2.	287	106	36.9	Talor Battle, 2011
3.	277	§ 120	43.3	Shep Garner, 2018
4.	272*	112	41.2	Andrew Funk, 2023
5.	271	92	33.9	Talor Battle, 2009
6.	243	84	34.6	Joe Crispin, 2000
7.	235	99	42.1	Sharif Chambliss, 2002
8.	234	86	36.8	Pete Lisicky, 1998
9.	233	89	38.2	Pete Lisicky, 1997
10.	232	89	38.4	Sharif Chambliss, 2003

## SEASON PERCENTAGE (min. 100 attempts)

	PCT	3FGM	3FGA	Name, Date
1.	49.5	45	91	Tony Ward, 1987
2.	*47.1	89	189	Pete Lisicky, 1996
3.	*45.3	72	159	Stanley Pringle, 2009
4.	44.8	39	87	Ben Luber, 2006
5.	44.1	64	145	Danny Morrissey, 2007
	44.1	26	59	Dwight Gibson, 1983
7.	43.5	74	170	Tom Hovasse, 1989
8.	43.3	§ 120	277	Shep Garner, 2018
9.	42.1	99	235	Sharif Chambliss, 2002
10.	41.7	48	115	Dan Earl, 1996

## GAME MADE

	3FGM	Name, Date
1.	9	Pete Lisicky, vs. Pennsylvania, 12/9/1995
2.	8,	4x, Last: Andrew Funk vs Texas A&M, 3/16/2023
3.	7,	17x, Last: Seth Lundy vs. Indiana, 1/11/2023

## GAME ATTEMPTED

	3FGA	Name, Date
1.	15	Joe Crispin, Kentucky, 11/25/2000
2.	14	Shep Garner, Ohio State, 2/28/2017
	14	Talor Battle, vs. Minnesota, 2/17/2011
	14	Sharif Chambliss, Illinois, 1/25/2003
	14	Joe Crispin, Ohio State, 2/27/1999
	14	Joe Crispin, Northwestern, 1999
	14	Pete Lisicky, Michigan State, 1997
	14	Pete Lisicky, Michigan, 1997
9.	13	17 times, last Seth Lundy, at Nebraska, 2/5/2023

## GAME PERCENTAGE (min. 5 attempts)

	PCT	3FM	3FA	
1.	100.0	5	5	Pete Lisicky, Purdue, 2/21/1998
	100.0	5	5	Tony Ward, at Vermont, 12/13/1987
	100.0	5	5	Tony Ward, vs. St. Joseph's (A10), 3/1/1987
4.	90.0	9	10	Pete Lisicky, vs. Penn, 12/9/1995

§ Penn State record; \* Denotes led Big Ten

# FREE THROW RECORDS

## CAREER MADE

	FTM	FTA	PCT	
1.	662	992	66.7	Jesse Arnelles, 1952-55
2.	519	703	73.8	Lamar Stevens, 2016-20
3.	477	687	69.4	John Amaechi, 1993-95
4.	453	585	77.4	Tim Frazier, 2010-14
5.	452	634	71.3	Talor Battle, 2008-11
6.	448	506	88.5	Joe Crispin, 1998-2001
7.	447	554	80.7	Freddie Barnes, 1989-92
8.	431	589	73.2	D.J. Newbill, 2013-15
9.	378	581	65.1	Geary Claxton, 2005-08
10.	351	465	75.5	Ed Fogell, 1986-90

## CAREER ATTEMPTS

	FTA	FTM	PCT	
1.	992	662	66.7	Jesse Arnelles, 1952-55
2.	703	519	73.8	Lamar Stevens, 2016-20
3.	687	477	69.4	John Amaechi, 1993-95
4.	634	452	71.3	Talor Battle, 2008-11
5.	589	431	73.2	D.J. Newbill, 2013-15
6.	585	453	77.4	Tim Frazier, 2010-14
7.	581	378	65.1	Geary Claxton, 2005-08
8.	554	447	80.7	Freddie Barnes, 1989-92
9.	506	448	88.5	Joe Crispin, 1998-2001
10.	496	303	61.1	Gyasi Cline-Heard, 1998-2001

## CAREER PERCENTAGE (min. 100 attempts)

	PCT	FTM	FTA	
1.	88.7	126	142	Sharif Chambliss, 2001-03
2.	88.5	448	506	Joe Crispin, 1998-2001
3.	86.8	223	257	Pete Lisicky, 1994-98
4.	86.6	194	224	Craig Collins, 1982-85
5.	83.6	337	403	Titus Ivory, 1997-2001
6.	83.4	146	175	Jeff Miller, 1975-78
7.	82.3	172	209	Glenn Sekunda, 1995-96
8.	81.8	126	154	Jim Forjan, 1981-84
9.	81.4	206	253	Seth Lundy, 2022-23
10.	80.7	447	554	Freddie Barnes, 1989-92
11.	80.2	81	101	Scott Wolz, 1979-81

## SEASON MADE

	FTM	FTA	PCT	
1.	243	346	70.2	Jesse Arnelles, 1955
2.	181	203	89.3	Joe Crispin, 2000
3.	176	260	67.7	John Amaechi, 1995
4.	171	245	69.8	John Amaechi, 1994
5.	164	223	73.5	Gyasi Cline-Heard, 2001
6.	159	200	78.8	Tim Frazier, 2014
	159	201	79.1	Tim Frazier, 2012
	159	227	70.0	Jesse Arnelles, 1954
9.	157	204	77.0	Lamar Stevens, 2019
	157	207	75.8	D.J. Newbill, 2015

## SEASON ATTEMPTS

	FTA	FTM	PCT	
1.	346	243	70.2	Jesse Arnelles, 1955
2.	260	176	67.7	John Amaechi, 1995
3.	245	171	69.8	John Amaechi, 1994
4.	227	159	70.0	Jesse Arnelles, 1954
5.	223	164	73.5	Gyasi Cline-Heard, 2001
6.	217	124	57.1	Jesse Arnelles, 1952
7.	210	147	70.0	Talor Battle, 2009
8.	207	157	75.8	D.J. Newbill, 2015
9.	204	157	77.0	Lamar Stevens, 2019
10.	203	181	89.2	Joe Crispin, 2000

## SEASON PERCENTAGE (min. 50 attempts)

	PCT	FTM	FTA	
1.	<sup>s</sup> 95.9	94	98	Craig Collins, 1985
2.	90.5	57	63	Joe Crispin, 1999
3.	*90.1	64	71	Sharif Chambliss, 2003
4.	*89.9	125	139	Titus Ivory, 2001
5.	*89.2	181	203	Joe Crispin, 2000
6.	*89.1	57	64	Sharif Chambliss, 2002
7.	89.1	106	119	Pete Lisicky, 1998
8.	89.0	73	82	Jeff Miller, 1978
9.	88.5	54	61	Pete Lisicky, 1997
10.	88.0	66	75	Joe Crispin, 1998

## GAME MADE

	FTM	Name, Date
1.	22	Bill Mullan, at Pittsburgh, 2/28/1920
2.	20	Frank Wolf, Pittsburgh, 1921
	20	John Reed, at Pittsburgh, 2/2/1923
	20	John Reed, Bethany, 1/20/1923
5.	18	Jesse Arnelles, vs. Toledo, 12/28/1955
	18	Jesse Arnelles, Syracuse, 1/12/1955
	18	Jesse Arnelles, at Temple, 1/29/1955
8.	17	Tim Frazier, vs. St. John's (ot), 11/29/2013
	17	Frank Wolf, at Pittsburgh, 2/28/1919
10.	15	Jesse Arnelles, Pittsburgh, 1/28/1954
	15	Bob Donato, vs. Temple, 2/1/1964
	15	Tom Daley, Syracuse, 2/4/1970
	15	Joe Crispin, Siena, 3/20/2000

## GAME ATTEMPTS

	FTA	Name, Date
1.	34	Frank Wolf, at Pittsburgh, 2/28/1919
2.	28	Jesse Arnelles, at Temple, 1/29/1955
3.	24	John Reed, at Pittsburgh, 2/2/1923
4.	24	Jesse Arnelles, Toledo, 12/28/1954
1.	24	Bill Mullan, at Pittsburgh, 2/28/1920
5.	23	Jesse Arnelles, Pittsburgh, 1/28/1954
6.	22	Jesse Arnelles, Syracuse, 1/12/1955
7.	21	Jesse Arnelles, Bucknell, 1/27/1954
8.	21	Jesse Arnelles, Carnegie Tech, 12/11/1955
9.	20	Tim Frazier, vs. St. John's (ot), 11/29/2013
	20	John Amaechi, Iowa, 2/23/1994

## GAME PERCENTAGE (min. 10 made)

	PCT	FTM	FTA	
1.	1.000	14	14	Joe Crispin, Minnesota, 1/10/1998
	1.000	13	13	Joe Crispin, Iowa, 1/6/2001
	1.000	13	13	Ron Rainey, at W. Virginia, 12/12/1956
	1.000	11	11	Titus Ivory, Michigan, 2/7/2001
	1.000	11	11	Glenn Sekunda, CCSU, 12/10/1994

*s* Denotes NCAA stat champion \* Denotes led Big Ten

# REBOUND RECORDS

## CAREER REBOUNDS

RBD	RPG	
1.	1,238	12.3 Jesse Amelle, 1952-55
2.	953	8.0 Mike Watkins, 2016-20
3.	912	8.3 Mike Lang, 1980-83
4.	875	6.5 Lamar Stevens, 2016-20
5.	854	5.8 John Harrar, 2017-22
6.	816	6.2 Ross Travis, 2012-15
7.	762	11.0 Gene Harris, 1960-62
8.	755	7.4 Geary Claxton, 2005-08
	755	6.2 Jamelle Cornley, 2006-09
10.	745	8.9 John Amaechi, 1993-95

## SEASON REBOUNDS

RBD	RPG	
1.	428	15.3 Jesse Amelle, 1955
2.	368	10.5 Jarrett Stephens, 2000
3.	328	10.3 John Harrar, 2022
4.	316	9.9 John Amaechi, 1995
5.	298	13.0 Gene Harris, 1962
6.	297	9.9 Aaron Johnson, 2005
7.	289	13.1 Bill Stansfield, 1969
8.	288	11.1 Jon Marshall, 1974
9.	285	11.9 Jesse Amelle, 1954
10.	279	10.0 Mike Lang, 1983

## SEASON REBOUNDS AVG

RBD	RPG	
1.	15.3	428 Jesse Amelle, 1955
2.	13.1	289 Bill Stansfield, 1969
3.	13.0	298 Gene Harris, 1962
4.	11.9	285 Jesse Amelle, 1954
5.	11.4	262 Jon Marshall, 1973
	11.4	274 Carver Clinton, 1965
7.	11.3	271 Jesse Amelle, 1953
8.	11.2	268 Paul Mickey, 1967
9.	11.1	288 Jon Marshall, 1974
	11.1	244 Paul Neumayer, 1971

## GAME REBOUNDS

RBD	RPG	
1.	27	Jesse Amelle, Temple, 1/29/1955
2.	25	Jesse Amelle, Bucknell, 1/5/1955
	25	Jon Marshall, Cincinnati, 12/28/1973
4.	24	Aaron Johnson, W. Carolina, 11/15/2004
	24	Jesse Amelle, Gettysburg, 1953
6.	23	Tom Hancock, Colgate, 1958
	23	Gene Harris, Holy Cross, 12/28/1961
	23	Jon Marshall, Pittsburgh, 1973
9.	22	Gene Harris, Gettysburg, 2/6/1962
	22	Jesse Amelle, Memphis St., 1955

## YEAR-BY-YEAR REBOUNDING AVG LEADER

YR	NAME	RBD	RPG	YR	NAME	RBD	RPG
1952	Jesse Amelle, F	254	9.8	2004	Jan Jagla, F	220	7.9
1953	Jesse Amelle, F	271	11.3	2005	Aaron Johnson, F	297	9.9
1954	Jesse Amelle, F	285	11.9	2006	Geary Claxton, F	225	7.5
1955	Jesse Amelle, F	428	15.3	2007	Geary Claxton, F	207	8.0
1956	unavailable			2008	Jamelle Cornley, F	149	6.0
1957	unavailable			2009	Jamelle Cornley, F	234	6.3
1958	unavailable			2010	Talor Battle, G	165	5.3
1959	Tom Hancock, F	205	10.2	2011	Jeff Brooks, F	209	6.3
1960	Gene Harris, C	220	10.0	2012	Tim Frazier, G	150	4.7
1961	Gene Harris, C	244	10.2	2013	Ross Travis, F	229	7.4
1962	Gene Harris, C	298	13.0	2014	Ross Travis, F	239	7.0
1963	Earl Hoffman, F	157	7.8	2015	Ross Travis, F	213	6.3
1964	Carver Clinton, F	222	9.6	2016	Brandon Taylor, F	207	6.5
1965	Carver Clinton, F	274	11.4	2017	Mike Watkins, F	267	8.1
1966	Carver Clinton, F	238	9.9	2018	Mike Watkins, F	258	8.9
1967	Paul Mickey, F	268	11.2	2019	Lamar Stevens, F	245	7.7
1968	Jeff Persson, G	165	8.2	2020	Mike Watkins, F	228	7.6
1969	Bill Stansfield, F	289	13.1	2021	John Harrar, F	219	8.8
1970	Bob Fittin, F	190	7.9	2022	John Harrar, F	320	10.3
1971	Paul Neumayer, C	244	11.1	2023	Jalen Pickett, G	274	7.4
1972	Ron Brown, G	224	9.3				
1973	Jon Marshall, F	262	11.4				
1974	Jon Marshall, F	288	11.1				
1975	Randy Meister, F	244	10.6				
1976	Chris Erichsen, F	204	8.2				
1977	Carvin Jefferson, F	219	8.4				
1978	Carvin Jefferson, F	233	8.6				
1979	Steve Kuhn, F	122	4.1				
1980	Frank Brickowski, F	219	7.8				
1981	Mike Lang, F	214	7.9				
1982	Mike Lang, F	237	8.8				
1983	Mike Lang, F	279	10.0				
1984	David Griffin, F	131	4.9				
1985	Carl Chrabascz, F	140	5.2				
1986	Mike Peapos, F	151	5.6				
1987	Tom Hovasse, F	139	5.2				
1988	Tom Hovasse, F	182	6.7				
1989	Tom Hovasse, F	217	7.5				
1990	James Barnes, F	215	6.7				
1991	James Barnes, F	239	7.5				
1992	David Degitz, F	118	5.1				
1993	John Amaechi, F	206	7.6				
1994	John Amaechi, F	223	8.9				
1995	John Amaechi, F	316	9.9				
1996	Matt Gaudio, F	174	6.4				
1997	Phil Williams, F	162	6.8				
1998	Calvin Booth, F	208	6.8				
1999	Calvin Booth, F	236	8.7				
2000	Jarrett Stephens, F	368	10.5				
2001	Gyasi Cline-Heard, F	269	8.2				
2002	Jan Jagla, F	140	5.8				
2003	Aaron Johnson, F	150	7.5				



# ASSIST RECORDS

## CAREER ASSISTS

ASST	APG	
1. 641	5.7	Tim Frazier, 2010-14
2. 600	4.7	Freddie Barnes, 1989-92
3. 574	4.6	Dan Earl, 1993-99
4. 517	3.8	Talor Battle, 2008-11
5. 485	3.8	Joe Crispin, 1998-2001
485	4.7	Tom Wilkinson, 1977-80
7. 450	3.5	Monroe Brown, 1989-92
8. 443	3.4	Titus Ivory, 1997-2001
9. 418	3.9	Ben Luber, 2004-07
10. 385	3.7	Dwight Gibson, 1982-85

## SEASON ASSISTS

ASST	APG	
1. *243	6.6	Jalen Pickett, 2023
2. 198	6.2	Tim Frazier, 2012
3. 189	5.0	Talor Battle, 2009
4. 186	5.0	Tony Carr, 2018
5. 182	5.4	Tim Frazier, 2014
6. 181	5.7	Dan Earl, 1995
7. 178	5.1	Joe Crispin, 2000
8. 177	6.1	Freddie Barnes, 1992
9. 173	5.2	Tim Frazier, 2011
10. 165	6.1	Tom Wilkinson, 1978
11. 159	4.7	Freddie Barnes, 1990

\*Denotes led Big Ten

## SEASON ASSISTS AVG.

APG	ASST	
1. *6.6	243	Jalen Pickett, 2023
2. *6.2	198	Tim Frazier, 2012
3. 6.1	177	Freddie Barnes, 1992
6.1	165	Tom Wilkinson, 1978
5. 5.7	181	Dan Earl, 1995
5.7	153	Tom Wilkinson, 1979

\*Denotes led Big Ten

## GAME ASSISTS

ASST	
1. 15	Tom Doaty, Syracuse, 1/29/1975
2. 14	Tony Carr, vs. Utah (NIT), 3/29/2018
	Tony Carr, at Indiana (3OT), 2/1/2017
	Ron Brown, Bucknell, 12/2/1972
5. 13	Dan Earl, at Iowa (NIT), 3/23/1995
	13 Tim Frazier, at Duquesne, 12/11/2013
7. 12	Tom Daley, Cornell, 1/27/1970
	12 Tom Wilkinson, vs. Rochester, 12/29/1977
	12 Tom Wilkinson, Marquette, 2/2/1978
12	Dan Earl, vs. Penn, 12/9/1995
12	Dan Earl, at Iowa, 2/3/1996

## YEAR-BY-YEAR ASSISTS LEADER

YR	NAME	ASST	APG
1959	Mark DuMars	21	1.1
1960	Mark DuMars	31	1.4
1961	Mark DuMars	28	1.3
1962	Gene Harris	33	1.4
1963	Bob Weiss	37	1.9
1964	Bob Weiss	53	2.3
1965	Bob Weiss	91	3.8
1966	Carver Clinton	27	1.1
1967	Jeff Persson	83	3.5
1968	Tom Daley	23	1.1
1969	Tom Daley	31	1.4
1970	Tom Daley	101	4.2
1971	Bruce Mello	60	2.7
1972	Ron Brown	110	4.6
1973	Ron Brown	120	5.2
1974	Ron Brown	120	4.6
1975	Tom Doaty	93	4.0
1976	Jim Ouderkirk	67	2.8
1977	Jeff Miller	81	3.1
1978	Tom Wilkinson	165	6.1
1979	Tom Wilkinson	153	5.7
1980	Tom Wilkinson	110	3.9
1981	Rich Fetter	93	3.4
1982	Dwight Gibson	113	4.2
1983	Dwight Gibson	98	3.6
1984	Jim Forjan	105	3.9
1985	Tony Ward	106	3.9
1986	Paul Murphy	90	3.1
1987	Tony Ward	82	3.3
1988	Tony Ward	91	3.4
1989	Freddie Barnes	112	3.5
1990	Freddie Barnes	159	4.7
1991	Freddie Barnes	152	4.8
1992	Freddie Barnes	177	6.1
1993	Michael Jennings	87	3.3
1994	Dan Earl	113	4.2
1995	Dan Earl	181	5.7
1996	Dan Earl	150	5.4
1997	Ryan Bailey	113	4.2
1998	Pete Lisicky	113	3.5
1999	Dan Earl	111	4.1
2000	Joe Crispin	178	5.1
2001	Titus Ivory	147	4.5
2002	Brandon Watkins	116	4.1

YR	NAME	ASST	APG
2003	Brandon Watkins	103	3.7
2004	Ben Luber	114	4.1
2005	Ben Luber	89	3.6
2006	Ben Luber	129	4.4
2007	Ben Luber	86	3.4
2008	Talor Battle	99	3.5
2009	Talor Battle	189	5.0
2010	Talor Battle	129	4.2
2011	Tim Frazier	173	5.2
2012	Tim Frazier	198	6.2*
2013	D.J. Newbill	125	4.0
2014	Tim Frazier	182	5.4
2015	D.J. Newbill	105	3.1
2016	Shep Garner	109	3.4
2017	Tony Carr	139	4.2
2018	Tony Carr	186	5.0
2019	Josh Reaves	94	2.9
2020	Jamari Wheeler	99	3.2
2021	Jamari Wheeler	88	3.5
2022	Jalen Pickett	135	4.4
2023	Jalen Pickett	243*	6.6*

\*Denotes led Big Ten

# BLOCK RECORDS

## CAREER BLOCKS

	BLK	BPG	
1.	428	3.8	Calvin Booth, 1995-99
2.	265	2.2	Mike Watkins, 2016-20
3.	191	2.3	John Amaechi, 1993-95
4.	133	1.5	Jordan Dickerson, 2014-16
5.	127	0.9	Lamar Stevens, 2016-20
6.	110	1.4	Jan Jagla, 2002-04
7.	107	0.8	Gyasi Cline-Heard, 1998-2001
8.	100	0.9	Donovan Jack, 2013-16
9.	99	0.9	Carvin Jefferson, 1976-79
10.	92	0.8	Josh Reaves, 2015-19

## SEASON BLOCKS

	BLK	BPG	
1.	140	4.4	Calvin Booth, 1998
2.	101	3.6	Calvin Booth, 1996
3.	95	3.5	Calvin Booth, 1999
4.	92	3.4	Calvin Booth, 1997
5.	90	2.7	Mike Watkins, 2017
6.	68	2.3	Mike Watkins, 2018
	68	2.1	John Amaechi, 1995
8.	66	2.2	Mike Watkins, 2020
9.	65	2.4	John Amaechi, 1993
10.	58	2.3	John Amaechi, 1994

## SEASON BLOCKS AVG

	BPG	BLK	
1.	4.4	140	Calvin Booth, 1998
2.	3.6	101	Calvin Booth, 1996
3.	3.5	95	Calvin Booth, 1999
4.	3.4	92	Calvin Booth, 1997
5.	2.7	90	Mike Watkins, 2017
6.	2.4	65	John Amaechi, 1993
7.	2.3	68	Mike Watkins, 2018
	2.3	58	John Amaechi, 1994
9.	2.2	66	Mike Watkins, 2020
10.	2.1	68	John Amaechi, 1995

## GAME BLOCKS

	BLK	
1.	10	& Calvin Booth, at Dayton, 3/16/1998
	10	Calvin Booth, George Mason, 12/8/1997
3.	9	Calvin Booth, at BYU, 12/2/1998
	9	Calvin Booth, Lehigh, 12/6/1998
	9	Calvin Booth, Bucknell, 11/22/1995
6.	8	% Mike Watkins, vs. Nebraska (OT), 3/8/2017
	8	Mike Watkins, vs. Ole Miss, 11/27/2019
	8	Mike Watkins, Wright State, 12/3/2016
	8	Calvin Booth, Morgan St., 11/25/1995
	8	Calvin Booth, UT-Chattanooga, 12/17/1995
	8	Calvin Booth, Northwestern, 1/22/1998
	8	Calvin Booth, Indiana (2OT), 1/31/1999
13.	7	5x, last by Mike Watkins, UMES, 11/5/2019

& Recorded as part of Booth's triple-double (19 pts, 10 reb, 10 blks)

% Big Ten Conference Tournament single-game record

## YEAR-BY-YEAR BLOCKS LEADER

	Name	BLK	BPG	CONF	BPG
1976	Carvin Jefferson	22	0.9		
1977	Carvin Jefferson	29	1.1		
1978	Carvin Jefferson	34	1.3		
1979	Frank Brickowski	14	0.6		
	Carvin Jefferson	14	0.5		
1980	Frank Brickowski	22	0.8		
1981	Frank Brickowski	20	0.8		
	Mike Lang	20	0.7		
1982	Mike Lang	8	0.3		
1983	Rich Fetter	13	0.5		
1984	Dick Mumma	11	0.4		
1985	Carl Chrabaszcz	8	0.3		
1986	Jim Newcomer	12	0.5		
1987	Ed Fogell	10	0.4		
	Jim Newcomer	10	0.4		
1988	Tom Hovasse	14	0.5		
1989	Ed Fogell	23	0.7		
1990	Ed Fogell	43	1.3		
1991	C.J. Johnson	19	0.6		
1992	Monroe Brown	18	0.6		
1993	John Amaechi	65	2.4	*50	2.78
1994	John Amaechi	58	2.3	39	2.29
1995	John Amaechi	68	2.1	28	
1996	Calvin Booth	*101	3.6	*58	3.22
1997	Calvin Booth	*92	3.4	*45	2.5
1998	Calvin Booth	*140	4.4	*69	4.31
1999	Calvin Booth	*95	3.5	*51	3.19
2000	Gyasi Cline-Heard	39	1.1	20	1.33
2001	Gyasi Cline-Heard	51	1.5	22	1.38
2002	Jan Jagla	31	1.3	19	1.19
2003	Jan Jagla	45	1.6	23	1.61
2004	Jan Jagla	34	1.2	13	0.81
2005	Geary Claxton	23	0.8	16	1.0
2006	Geary Claxton	21	0.7	13	0.81
2007	Geary Claxton	18	0.7	12	
2008	Geary Claxton	12	0.7		
2009	Andrew Jones	13	0.3	7	
2010	Jeff Brooks	14	0.4	10	
2011	Jeff Brooks	46	1.4	25	1.47
2012	Jon Graham	19	0.7		
2013	Jon Graham	25	0.8		
2014	Donovan Jack	53	1.6	21	1.2
2015	Jordan Dickerson	53	1.6	31	1.7
2016	Jordan Dickerson	51	1.6	22	1.2
2017	Mike Watkins	90	2.7	37	2.1
2018	Mike Watkins	68	2.3	29	1.7
2019	Mike Watkins	41	1.5	33	1.7
2020	Mike Watkins	66	2.2	25	1.3
2021	Seth Lundy	14	0.6	9	0.5
2022	Seth Lundy	20	0.7	15	0.8
2023	Seth Lundy	21	0.6	20	0.7

\* Denotes led Big Ten

# STEAL RECORDS

## CAREER STEALS

STL	SPG	Name, Years
1.	252	3.5 Ron Brown, 1972-74
2.	250	2.1 Josh Reaves, 2015-19
3.	239	1.9 Monroe Brown, 1989-92
4.	218	1.7 Titus Ivory, 1998-2001
5.	196	1.7 Tim Frazier, 2010-14
6.	191	1.5 Jamari Wheeler, 2017-21
7.	182	1.8 Dwight Gibson, 1982-85
8.	176	2.6 Tom Daley, 1968-70
9.	162	1.4 Dan Earl, 1994-99
10.	158	1.2 Freddie Barnes, 1989-92

## SEASON STEALS

STL	SPG	Name, Year
1.	97	3.7 Ron Brown, 1974
2.	93	3.9 Tom Daley, 1970
3.	84	2.5 Titus Ivory, 2001
4.	82	2.6 Monroe Brown, 1991
5.	80	2.5 Josh Reaves, 2019
	80	3.5 Ron Brown, 1973
7.	76	2.4 Tim Frazier, 2012
8.	75	3.1 Ron Brown, 1972
9.	74	2.2 Josh Reaves, 2018
10.	73	2.9 Chuck Crist, 1972

## SEASON STEALS AVG

SPG	STL	Name, Year
1.	3.9	93 Tom Daley, 1970
2.	3.7	97 Ron Brown, 1974
3.	3.5	80 Ron Brown, 1973
4.	3.1	75 Ron Brown, 1972
5.	2.9	73 Chuck Crist, 1972
6.	2.6	82 Monroe Brown, 1991
7.	2.5	80 Josh Reaves, 2019
8.	2.5	84 Titus Ivory, 2001
9.	2.4	76 Tim Frazier, 2012
	2.4	70 Monroe Brown, 1992

## GAME STEALS

STL	Name, Date
1.	8 Tom Doaty, West Virginia, 2/18/1970
	8 Monroe Brown, Rhode Island, 1/3/1991
3.	7 Josh Reaves, at Nebraska, 2/25/2018
	7 Stanley Pringle, St. Francis, 11/12/2007
	7 Dan Earl, Bucknell, 1999
	7 Titus Ivory, Michigan, 2/7/2001
7.	6 Myles Dread, vs. Wright State, 11/20/2018
	6 Jamari Wheeler, at George Mason, 12/17/2017
	6 Dwight Gibson, Temple, 1983
	6 Dwight Gibson, Bradley, 12/10/1983
	6 Brian Allen, St. Joseph's, 1988
	6 Monroe Brown, Miami (Ohio), 1/18/1992
	6 Matt Gaudio, Minnesota, 1/11/1996
	6 Travis Parker, Northwestern, 2/26/2006
	6 Tim Frazier, at Nebraska, 1/11/2012

## YEAR-BY-YEAR STEALS LEADER

Year	Name	STL	SPG	CONF	SPG
1970	Tom Daley	93	3.9		
1971	--				
1972	Ron Brown	75	3.1		
1973	Ron Brown	80	3.5		
1974	Ron Brown	97	3.7		
1975	--				
1976	Chris Erichsen	40	1.6		
1977	Jeff Miller	39	1.5		
1978	Jeff Miller	42	1.6		
1979	Steve Kuhn	24	0.8		
	Tom Wilkinson	24	0.9		
1980	Mike Lang	31	1.1		
1981	Mike Lang	36	1.3		
1982	Dwight Gibson	36	1.3		
1983	Dwight Gibson	39	1.4		
1984	Dwight Gibson	33	1.3		
1985	Dwight Gibson	41	1.6		
1986	Brian Allen	38	1.4		
1987	Brian Allen	27	1.0		
1988	Tom Hovasse	42	1.6		
1989	Bruce Blake	37	1.2		
1990	Monroe Brown	52	1.5		
1991	Monroe Brown	82	2.6		
1992	Monroe Brown	70	2.4		
1993	Greg Bartram	35	1.3		
1994	John Amaechi	23	0.9		
	Greg Bartram	23	0.9		
1995	Dan Earl	39	1.2		
1996	Dan Earl	* 53	1.9	*36	2.0
1997	Ryan Bailey	29	1.1		
1998	Jarrett Stephens	48	1.5		
1999	Dan Earl	48	1.8		
2000	Jarrett Stephens	62	1.8	30	1.88
2001	Titus Ivory	84	2.5	*33	2.06
2002	Sharif Chambliss	34	1.2	18	1.18
2003	Sharif Chambliss	32	1.1		
2004	Ben Luber	40	1.4		
2005	Travis Parker	28	0.9		
2006	Geary Claxton	42	1.4		
2007	Jamelle Cornley	31	1.0	22	1.38
2008	Talor Battle	40	1.3		
2009	Stanley Pringle	49	1.3	25	1.39
2010	Talor Battle	34	1.1	23	1.3
2011	Tim Frazier	35	1.0		
2012	Tim Frazier	76	2.4	*43	2.39
2013	Jermaine Marshall	45	1.5		
	D.J. Newbill				
2014	Tim Frazier	53	1.6	26	1.4
2015	D.J. Newbill	44	1.3		
2016	Shep Garner	42	1.3	21	1.2
2017	Josh Reaves	* 60	2.1	36	2.0
2018	Josh Reaves	* 74	2.2	*28	2.0
2019	Josh Reaves	*#80	2.5	*52	2.6
2020	Jamari Wheeler	* 48	1.5	26	1.3
2021	Jamari Wheeler	44	*1.5	*35	*1.8
2022	Jalen Pickett	35	1.1	29	1.5
2023	Jalen Pickett	35	1.0	18	0.9

# DOUBLE-DOUBLE GAMES

## CAREER DOUBLE-DOUBLES

1.	38	John Amaechi	1993-95
2.	33	Mike Watkins	2016-20
3.	26	Geary Claxton	2005-08
4.	24	Jarrett Stephens	1996-2000
	24	Mike Lang	1980-83
6.	19	Aaron Johnson	2002-04
	19	Tom Hovasse	1986-89
8.	18	John Harrar	2017-22
9.	16	Lamar Stevens	2016-20
	16	Carvin Jefferson	1977-78

## TRIPLE-DOUBLES

1.	1	Jalen Pickett	11/14/22
<i>15 points, 10 rebounds, 11 assists</i>			
	1	Calvin Booth	3/16/1998 (NIT)
<i>19 points, 10 rebounds, 10 blocks</i>			

## SEASON DOUBLE-DOUBLES

1.	20	John Amaechi	1994-95
2.	19	Jarrett Stephens	1999-2000
3.	14	Mike Lang	1983-83
4.	12	John Harrar	2021-22
	12	Mike Watkins	2017-18
6.	11	Aaron Johnson	2004-05
	11	John Amaechi	1993-94
8.	10	Gyasi Cline-Heard	2000-01
9.	9	Lamar Stevens	2018-19
	9	Geary Claxton	2007-08
	9	Mike Lang	1981-82
	9	Carvin Jefferson	1976-77

*Lists compiled from statistical information since 1976-77 season.*

## JOHN AMAECHI (38)

1994-95 (20)		Game
Pts	Rbs	
18	13	@Duquesne, 11/30/1994
16	12	UMES, 12/6/1994
22	12	Bucknell, 12/8/1994
17	11	vs. Texas Tech, 12/28/1994
14	10	vs. Richmond, 12/30/1994
10	10	@Minnesota, 1/4/1995
26	14	Michigan, 1/8/1995
15	11	@Ohio State, 1/14/1995
27	12	Indiana, 1/18/1995
14	10	Northwestern, 1/21/1995
16	12	Purdue, 1/28/1995
17	10	@Michigan State, 2/2/1995
16	10	Iowa, 2/4/1995
10	13	@Purdue, 2/15/1995
15	10	Wisconsin, 2/18/1995
30	11	@Northwestern, 2/22/1995
19	14	@Michigan, 3/8/1995
18	11	Minnesota, 3/11/1995
12	10	@Nebraska, 3/21/1995
12	12	@Iowa, 3/23/1995

## 1993-94 (11)

19	10	Vermont, 11/29/1993
19	16	@Akron, 12/8/1993
23	13	vs. Charleston, 12/28/1993
11	10	@Indiana, 1/8/1994
26	10	Minnesota, 1/15/1994
10	14	@Iowa, 1/22/1994
21	12	@Northwestern, 1/29/1994
15	14	Ohio State, 2/19/1994
26	11	Iowa, 2/23/1994
25	12	Northwestern, 3/2/1994
21	11	Michigan State, 3/12/1994

## 1992-93 (7)

20	11	Ohio State, 1/5/1993
11	10	Northwestern, 1/13/1993
29	14	@Illinois, 1/21/1993
11	13	Wisconsin, 1/30/1993
18	13	Michigan, 2/17/1993
10	15	@Wisconsin, 3/3/1993
15	12	@Purdue, 3/11/1993

## MIKE WATKINS (33)

2019-20 (7)		Game
Pts	Rbs	
12	11	UMES, 11/5/2019
18	12	Ole Miss, 11/27/2019
15	16	Syracuse, 11/29/2019
15	11	Maryland, 12/10/2019
19	10	Cornell, 12/29/2019
11	17	Nebraska, 2/1/2020
19	10	@Purdue, 2/11/2020

## 2018-19 (6)

2018-19 (6)		Game
Pts	Rbs	
18	16	Colgate, 12/8/2018
19	12	@Michigan, 1/3/2019
12	14	@Nebraska, 1/10/19
11	11	Iowa, 1/16/2019

10	11	Purdue (OT), 1/31/2019
10	12	@Illinois, 2/23/2019

## 2017-18 (12)

2017-18 (12)		Game
Pts	Rbs	
11	14	Columbia, 11/17/2017
15	12	George Washington, 12/9/2017
14	12	@George Mason, 12/17/17
12	11	Binghamton, 12/19/2017
17	17	@Maryland, 1/2/2018
18	17	Northwestern, 1/5/2018
10	12	@Indiana, 1/9/2018
20	15	Nebraska (OT), 1/12/2018
20	11	Minnesota, 1/15/2018
15	19	Rutgers, 1/27/2018
19	10	Iowa, 2/3/2018
11	10	Ohio State, 2/15/2018

## 2016-17 (8)

12	12	Georgia Tech, 11/29/2016
17	15	vs. Pittsburgh, 12/10/2016
15	13	vs. St. John's, 12/18/2016
15	15	Minnesota, 1/14/2017
12	11	@Indiana (3OT), 2/1/2017
11	13	Purdue, 2/21/2017
17	12	@Iowa, 3/5/2017
18	11	vs. Nebraska, 3/8/2017

## GEARY CLAXTON (26)

## 2007-08 (9)

2007-08 (9)		Game
Pts	Rbs	
23	10	St. Francis (Pa.), 11/12/2007
20	10	Canisius, 11/16/2007
23	12	vs. Rider, 11/23/2007
21	11	Seton Hall, 12/8/2007
21	10	Princeton, 12/12/2007
29	10	Lehigh, 12/31/2007
18	11	@Northwestern, 1/2/2008
11	11	@Illinois, 1/6/2008
19	10	Minnesota, 1/12/2008

## 2006-07 (8)

16	10	Hartford, 12/6/2006
29	11	@Seton Hall, 12/9/2006
21	13	Long Island, 12/13/2006
31	11	VMI, 12/30/2006
20	12	@Minnesota, 1/27/2007
14	12	Purdue, 2/3/2007
13	10	Wisconsin, 2/7/2007
19	10	Ohio State, 2/14/2007

## 2005-06 (7)

13	13	Cornell, 11/19/2005
15	12	@Texas A&M, 12/3/2005
15	10	@Northwestern, 1/11/2006
20	10	Purdue, 1/18/2006
19	13	@Michigan State, 1/28/2006
17	10	vs. Northwestern (BTT), 3/9/2006
12	12	vs. Ohio State (BTT), 3/10/2006

## 2004-05 (2)

14	12	Ohio State, 2/12/2005
20	13	vs. Ohio State (BTT), 3/10/2005

# DOUBLE-DOUBLE GAMES

## JARRETT STEPHENS (24)

1999-00 (19)

Pts	Rbs	Game
21	13	Boston College, 11/27/1999
19	12	@Penn, 12/4/1999
21	13	George Mason, 12/8/1999
15	17	@Villanova, 12/11/1999
21	17	Bucknell, 12/19/1999
14	12	@Temple, 12/22/1999
27	16	vs. Manhattan, 12/28/1999
27	13	vs. Arizona State, 12/29/1999
14	14	Indiana, 1/8/2000
10	12	Iowa, 1/15/2000
15	12	Wisconsin, 1/19/2000
24	13	Minnesota, 1/26/2000
22	12	@Indiana, 2/2/2000
12	12	Illinois, 2/6/2000
33	18	@Michigan, 2/19/2000
13	10	@Purdue, 2/27/2000
21	12	vs. Ohio State (BTT), 3/10/2000
11	16	Princeton (NIT), 3/15/2000
24	10	Kent State (NIT), 3/20/2000

1997-98 (3)

19	10	Illinois, 1/31/1998
27	11	@Minnesota, 2/18/1998
16	10	@Dayton (NIT), 3/16/1998

1996-97 (1)

13	10	@Indiana, 2/11/1997
----	----	---------------------

1995-96 (1)

14	11	Vermont, 11/27/1995
----	----	---------------------

## MIKE LANG (24)

1982-83 (14)

Pts	Rbs	Game
12	10	Philadelphia Textile, 12/7/1982
17	12	Alabama (3ot), 12/11/1982
12	10	vs. St. Joseph's, 12/14/1982
18	17	vs. SMU, 12/18/1982
21	13	@South Florida, 12/20/1982
18	11	vs. Iowa State, 12/29/1982
13	15	St. Bonaventure, 1/8/1983
15	11	vs. Duquesne, 1/10/1983
14	14	West Virginia, 1/13/1983
17	10	@Geo. Washington, 1/22/1983
16	13	@Massachusetts, 2/2/1983
11	12	Rhode Island, 2/12/1983
16	10	Boston Univ., 2/21/1983
13	13	vs. West Virginia, 3/9/1983

1981-82 (9)

13	12	@UNC Charlotte, 12/5/1981
12	12	Nebraska, 12/21/1981
14	13	@DePaul, 1/2/1982
16	13	Pittsburgh (2ot), 1/16/1982
20	13	@West Virginia, 1/18/1982
15	13	@Pennsylvania, 1/23/1982
14	12	Temple, 1/27/1982
12	12	@Niagara, 2/17/1982
14	13	Cleveland State, 3/2/1982

1980-81 (1)

10	13	@Indiana State, 12/3/1980
----	----	---------------------------

## AARON JOHNSON (19)

2004-05 (11)

Pts	Rbs	Game
12	10	vs. Illinois State, 11/14/2004
13	24	vs. W. Carolina, 11/15/2004
25	12	Lehigh, 11/19/2004
18	20	Sacred Heart, 11/27/2004
10	12	@Georgetown, 12/6/2004
12	12	vs. Valparaiso, 12/28/2004
16	12	Texas A&M, 1/2/2005
11	11	Michigan, 1/15/2005
17	11	Wisconsin, 1/29/2005
11	10	@Indiana, 2/2/2005
11	15	Minnesota, 3/2/2005

2003-04 (5)

11	13	Northwestern (ot), 1/28/2004
20	12	Purdue, 2/4/2004
28	15	Indiana, 2/11/2004
10	10	@Northwestern, 2/14/2004
14	13	vs. Northwestern (BTT), 3/11/2004

2002-03 (3)

20	12	Purdue, 1/18/2003
18	10	Minnesota, 1/29/2003
12	14	@Minnesota, 2/22/2003

## TOM HOVASSE (19)

1988-89 (8)

Pts	Rbs	Game
18	14	Vermont, 12/1/1988
23	12	@Temple, 12/26/1988
22	10	Massachusetts, 1/5/1989
28	11	@St. Joseph's, 1/7/1989
17	13	@Duquesne, 1/16/1989
17	14	@Rhode Island, 1/22/1989
16	11	Rhode Island, 1/28/1989
25	10	vs. Rhode Island (A10), 3/5/1989

1987-88 (6)

20	12	Oklahoma, 12/1/1987
14	10	S'western Louisiana, 12/29/1987
13	12	Rutgers, 1/10/1988
10	10	George Washington, 1/16/1988
15	10	Massachusetts, 2/13/1988
18	11	Rhode Island, 2/25/1988

1986-87 (3)

11	15	St. Joseph's, 1/31/1987
29	13	Temple (ot), 2/9/1987
26	12	@Rutgers, 2/21/1987

1985-86 (2)

19	10	Wagner, 12/21/1985
18	10	vs. Valparaiso, 12/28/1985

## JOHN HARRAR (18)

2021-22 (12)

Pts	Rbs	Game
16	14	Youngstown St., 11/10/2021
14	13	St. Francis Brooklyn, 11/18/2021
16	12	Miami (Fla.), 12/1/2021
12	12	Ohio State, 12/5/2021
16	11	@Michigan State, 12/11/2021
19	10	Iowa, 1/31/2022
16	16	Michigan State, 2/15/2022
10	10	Minnesota, 2/17/2022
14	13	@Maryland, 2/21/2022
11	20	Northwestern, 2/25/2022
15	17	@Rutgers, 3/6/2022
15	12	vs. Purdue, 3/11/2022

2020-21 (5)

Pts	Rbs	Game
14	14	@Purdue, 1/17/2021
15	10	@Ohio State, 1/27/2021
17	14	@Michigan State, 2/9/2021
10	14	@Nebraska, 2/23/2021
12	11	Minnesota, 3/3/2021

2019-20 (1)

Pts	Rbs	Game
12	14	@Northwestern, 3/7/2020

## CARVIN JEFFERSON (16)

1977-78 (7)

Pts	Rbs	Game
10	13	Delaware, 12/5/1977
26	10	Muhlenberg, 12/12/1977
22	14	@West Virginia, 1/30/1978
14	10	Marquette, 2/2/1978
12	10	@Navy, 2/11/1978
13	15	@Pitt, 2/18/1978 (ot)
15	15	vs. Villanova (EEP), 3/2/1978

1976-77 (9)

12	20	Muhlenberg, 12/7/1976
20	12	@Kent State, 12/9/1976
16	10	vs. Memphis State, 12/17/1976
21	10	@Rutgers, 1/5/1977
17	10	George Washington, 1/14/1977
12	11	@Gettysburg, 1/26/1977
16	16	Pittsburgh, 1/29/1977
11	11	Army, 2/3/1977
16	11	West Virginia, 2/16/1977

# DOUBLE-DOUBLE GAMES

## LAMAR STEVENS (16)

2019-20 (5)

Pts	Rbs	Game
13	13	Yale, 11/23/2019
15	10	Maryland, 12/10/2019
18	11	Alabama, 12/14/2019
19	13	Wisconsin, 1/11/2020
20	10	@Iowa, 2/29/2020

2018-19 (9)

22	10	North Florida, 11/9/2018
25	12	@DePaul (ot), 11/15/2018
12	10	Indiana, 12/4/2018
12	10	Colgate, 12/8/2018
25	10	@Duquesne, 12/19/2018
17	10	@Michigan, 1/3/2019
20	12	@Ohio State, 2/7/2019
26	12	Michigan, 2/12/2019
22	10	@Wisconsin, 3/2/2019

2017-18 (2)

Pts	Rbs	Game
23	12	@George Mason, 12/17/2017
10	11	Rider, 12/22/2017

## JAN JAGLA (15)

2003-04 (8)

Pts	Rbs	Game
23	11	Georgetown, 11/23/2003
23	15	St. Francis, Pa., 11/26/2003
25	11	Cleveland State, 12/3/2003
18	17	vs. Arkansas State, 12/28/2003
28	10	Minnesota, 1/7/2004
12	11	Northwestern, 1/28/2004
11	11	@Iowa, 1/31/2004
16	10	@Northwestern, 2/14/2004

2002-03 (4)

16	11	@Penn, 11/23/2002
15	12	Robert Morris, 1/2/2003
12	10	Buffalo, 1/4/2003
11	10	@Indiana, 1/8/2003

2001-02 (3)

19	11	Purdue, 2/6/2002
11	10	Iowa, 2/13/2002
10	12	Northwestern, 2/16/2002

## JAMELLE CORNLEY (12)

2008-09 (4)

Pts	Rbs	Game
14	12	William & Mary, 11/14/2008
17	10	Hartford, 11/20/2008
17	11	Michigan, 1/20/2009
23	12	@Florida, 3/24/2009

2007-08 (2)

22	11	@Northwestern, 1/2/2008
18	12	@Illinois, 1/6/2008

2006-07 (5)

17	12	Morehead St., 11/10/2006
23	11	UNCG, 11/13/2006
18	10	St. Joseph's, 11/25/2006
16	11	@Iowa, 1/24/2007
20	13	vs. Iowa, 2/28/2007

2005-06 (1)

11	13	@Purdue, 2/18/2006
----	----	--------------------

## JAMES BARNES (12)

1990-91 (7)

Pts	Rbs	Game
10	13	@Rhode Island, 1/5/1991
22	10	@West Virginia, 1/31/1991
11	12	St. Bonaventure, 2/6/1991
11	10	St. Joseph's, 2/9/1991
13	10	Temple, 2/13/1991
12	10	George Washington, 2/18/1991
14	11	vs. Duquesne (A10), 3/3/1991

1989-90 (5)

16	12	Brigham Young, 12/2/1989
12	10	@Duquesne, 1/15/1990
17	10	@St. Bonaventure, 1/23/1990
13	11	George Washington, 1/27/1990
19	11	Rhode Island, 2/8/1990

## GYASI CLINE-HEARD (11)

2000-01 (10)

Pts	Rbs	Game
17	16	Penn, 12/2/2000
17	12	Bucknell, 12/22/2000
13	12	vs. Hofstra, 12/27/2000
19	12	Iowa, 1/6/2001
15	10	@Wisconsin, 1/27/2001
19	10	Illinois (ot), 1/31/2001
19	11	Indiana (ot), 2/3/2001
15	10	vs. Northwestern, 2/21/2001
16	10	Michigan State, 2/24/2001
16	10	vs. Providence (NCAA), 3/16/01

1998-99 (1)

12	13	@Ohio State, 11/20/1998
----	----	-------------------------

## CALVIN BOOTH (11)

1998-99 (8)

Pts	Rbs	Game
21	11	VMI, 11/16/1998
19	11	@Ohio State, 11/20/1998
15	12	@George Mason, 11/28/1998
21	10	Villanova, 12/5/1998
23	12	Indiana (2ot), 1/31/1999
15	12	@Purdue, 2/20/1999
16	11	@Michigan, 2/24/1999
21	11	Ohio State (ot), 2/27/1999

1997-98 (3)

14	10	@VMI, 12/14/1997
16	10	@Minnesota, 2/18/1998
19	10	*** @Dayton (NIT), 3/16/1998

\*\*\*triple double with 10 blocks

## FRANK BRICKOWSKI (11)

1980-81 (4)

Pts	Rbs	Game
20	10	@Syracuse, 12/16/1980
11	10	vs. Boston College, 12/29/1980
19	11	Northeastern, 1/24/1981
20	12	St. Bonaventure, 2/18/1981

1979-80 (6)

14	10	Muhlenberg, 12/5/1979
12	14	@West Virginia, 1/16/1980
11	13	Johns Hopkins, 1/21/1980
20	10	@Navy, 2/9/1980
13	10	Massachusetts, 2/20/1980
16	17	vs. Alabama (NIT), 3/15/1980

1978-79 (1)

10	15	Ursinus, 1/4/1979
----	----	-------------------

## TIM FRAZIER (10)

2013-14 (4)

Pts	Asts	Game
25	10-reb	Wagner, 11/9/2013
15	11	La Salle, 11/19/2013
11	13	@Duquesne, 12/11/2013
19	10-reb	@Purdue, 1/18/2014

2011-12 (5)

Pts	Asts	Game
20	10	Radford, 11/14/2011
26	10	Long Island, 11/16/2011
26	11	Youngstown State, 11/23/2011
17	11-reb	Cornell, 12/21/2011
23	10-reb	Nebraska, 2/11/2012

2010-11 (1)

10	10	@Northwestern, 2/24/2011
----	----	--------------------------

# DOUBLE-DOUBLE GAMES

## BRANDON TAYLOR (9)

2015-16 (8)

Pts	Rbs	Game
19	11	Bucknell, 11/28/2015
27	12	Eastern Michigan, 12/5/2015
15	10	@Maryland, 12/30/2015
24	10	vs. Michigan, 1/30/2016
15	11	@Iowa, 2/3/2016
17	14	@Rutgers, 2/20/2016
19	10	Nebraska, 2/25/2016
21	11	Illinois (2ot), 3/6/2016

2014-15 (1)

14	11	vs. Drexel, 12/20/2014
----	----	------------------------

## ROSS TRAVIS (9)

2013-14 (4)

Pts	Rbs	Game
11	13	Longwood, 11/24/2013
17	13	vs. Mississippi, 11/30/2013
15	12	Princeton, 12/14/2013
18	13	Minnesota, 1/8/2014

2012-13 (5)

11	10	vs. Akron, 11/18/2012
14	10	Army, 12/8/2012
11	10	@Michigan, 2/17/2013
15	12	vs. Michigan, 2/27/2013
12	11	vs. Michigan, 3/14/2013

## STEVE KUHN (9)

1977-78 (2)

Pts	Rbs	Game
10	10	vs. Virginia Tech, 12/17/1977
19	14	@Pitt, 2/18/1978

1976-77 (7)

17	11	@Massachusetts (ot), 12/1/1976
14	11	vs. Memphis State, 12/17/1976
10	10	vs. South Florida, 12/18/1976
12	11	@West Virginia, 1/8/1977
16	10	Geo. Washington (ot), 1/14/1977
10	11	@Delaware, 1/18/1977
12	11	@Gettysburg, 1/26/1977

## ED FOGELL (7)

1989-90 (3)

Pts	Rbs	Game
16	11	Rutgers, 2/15/1990
19	11	West Virginia, 2/22/1990
23	13	Duquesne, 2/28/1990

1988-89 (4)

23	11	@George Mason, 11/26/1988
16	10	Vermont, 12/1/1988
20	13	Florida State, 12/17/1988
20	11	@Duquesne, 1/16/1989

## JALEN PICKETT (8)

2022-23 (7)

Pts	Rbs	Ast	Game
15	10	11	Butler, 11/14/2022
16	11	3	Colorado St., 11/20/2022
13	17	8	Michigan St., 12/7/2022
21	12	9	Quinnipiac, 12/22/2022
19	12	6	@Wisconsin, 1/17/2023
12	13	5	Nebraska, 1/21/2023
11	10	1	Texas (NCAA), 3/18/2023

2021-22 (1)

Pts	Ast	Game
21	10	Purdue, 1/8/2022

## TALOR BATTLE (6)

2009-10 (2)

Pts	Rbs	Game
27	10	Penn, 11/13/2009
14	11	@Michigan, 2/20/2010

2008-09 (3)

11	10	Lafayette, 12/21/2008
26	12	Northwestern, 12/31/2008
26	10	@Iowa, 3/7/2009

2007-08 (1)

28	13	Michigan, 3/1/2008
----	----	--------------------

## TRAVIS PARKER (6)

2005-06 (4)

Pts	Rbs	Game
18	11	Long Island, 11/26/2005
17	10	vs. IPFW, 12/28/2005
19	10	Iowa, 1/14/2006
21	12	Rutgers (NIT), 3/14/2006

2004-05 (2)

12	11	vs. Valparaiso, 12/28/2004
14	11	Ohio State, 2/12/2005

## DAVID GRIFFIN (6)

1983-84 (1)

Pts	Rbs	Game
20	10	St. Joseph's, 2/4/1984

1982-83 (5)

14	14	vs. Temple, 1/26/1983
30	10	Rhode Island, 2/12/1983
14	17	Duquesne, 2/20/1983
13	11	Boston Univ., 2/21/1983
21	10	Rutgers, 3/5/1983

## GLENN SEKUNDA (5)

1995-96 (1)

Pts	Rbs	Game
16	12	@Michigan, 1/21/1996

1994-95 (4)

26	13	Vanderbilt, 12/3/1994
19	10	Cent. Conn. St., 12/10/1994
13	10	vs. Texas Tech, 12/28/1994
16	11	@Wisconsin, 1/26/1995

## DAVE DEGITZ (5)

1991-92 (3)

Pts	Rbs	Game
11	11	Toledo, 1/27/1992
10	11	vs. Temple (20T), 2/9/1992
17	10	Lafayette, 2/20/1992

1990-91 (2)

18	13	Marshall, 12/8/1990
17	11	vs. Brown, 12/28/1990

## DERON HAYES (5)

1991-92 (2)

Pts	Rbs	Game
19	10	Duquesne, 2/3/1992
19	11	American, 3/2/1992

1990-91 (3)

Pts	Rbs	Game
17	10	West Virginia, 1/10/1991
10	10	Duquesne, 1/12/1991
12	10	@Geo. Washington, 2/3/1991

## SETH LUNDY (4)

2023-24 (3)

Pts	Rbs	Game
23	12	@Clemson, 11/29/2022
15	10	Delaware St., 12/29/2022
17	10	Illinois, 3/9/2023

2020-21 (1)

Pts	Rbs	Game
16	10	Rutgers, 1/21/2021

## JOSH REAVES (4)

2018-19 (2)

Pts	Rbs	Game
12	10	Wright State, 11/20/2018
26	11	Illinois, 3/10/2019

2017-18 (2)

Pts	Rbs	Game
10	13	Rider, 12/22/2017
19	11	Temple (NIT), 3/14/2018

## D.J. NEWBILL (4)

2014-15 (1)

Pts	Rbs	Game
12	11	Minnesota, 1/28/2015

2013-14 (2)

18	11	Wagner, 11/9/2013
17	10	@Purdue, 1/18/2014

2012-13 (1)

23	12	Duquesne, 12/29/2012
----	----	----------------------

# DOUBLE-DOUBLE GAMES

## ANDREW JONES (4)

2009-10 (1)

Pts	Rbs	Game
10	10	UMBC, 12/8/2009

2008-09 (2)

14	10	Rhode Island, 3/19/2009
16	14	vs. Notre Dame, 3/31/2009

2007-08 (1)

11	10	Ohio State, 1/29/2008
----	----	-----------------------

## WES JONES (4)

1987-88 (2)

Pts	Rbs	Game
13	10	vs. SW Louisiana, 12/29/1987
16	15	vs. St. Joseph's (A10) (OT), 3/7/1988

1985-86 (2)

12	11	Rhode Island (OT), 2/3/1986
12	11	@Dukesne, 2/8/1986

## DICK MUMMA (4)

1983-84 (2)

Pts	Rbs	Game
12	10	Indiana (Pa.), 11/30/1983
15	13	vs. Columbia, 12/29/1983

1982-83 (1)

19	13	Navy, 2/5/1983
----	----	----------------

1980-81 (1)

15	11	vs. Loyola (Md.), 1/26/1981
----	----	-----------------------------

## CHRIS ERICKSEN (4)

1976-77 (4)

Pts	Rbs	Game
14	19	vs. Memphis State, 12/17/1976
26	10	St. Francis (Pa.), 12/21/1976
20	12	West Virginia, 2/16/1977
15	11	vs. Duquesne, 3/2/1977

## TONY CARR (3)

2017-18 (1)

Pts	Rbs	Game
15	14-ast	Utah (NIT), 3/29/2018

2016-17 (2)

11	10	Morgan State, 12/21/2016
23	14-ast	@Indiana (3OT), 2/1/2017

## JEFF BROOKS (3)

2010-11 (3)

Pts	Rbs	Game
12	13	Mt. St. Mary's, 12/7/2010
15	10	Purdue, 1/5/2011
17	12	Michigan State, 1/8/2011

## TYLER SMITH (3)

2001-02 (2)

Pts	Rbs	Game
28	10	Yale, 11/18/2001
12	10	Lafayette, 11/21/2001

2000-01 (1)

12	10	@NC State, 11/29/2000
----	----	-----------------------

## MATT GAUDIO (3)

1995-96 (3)

Pts	Rbs	Game
13	12	Morgan State, 11/25/1995
13	10	@Tennessee, 12/2/1995
19	10	Arkansas (NCAA), 3/14/1996

## RICH FETTER (3)

1982-83 (3)

Pts	Rbs	Game
18	10	vs. SMU, 12/18/1982
17	13	@South Florida, 12/20/1982
12	11	West Virginia, 1/13/1983

## WALTER YOUNG (3)

1977-78 (1)

Pts	Rbs	Game
17	13	Delaware (OT), 12/5/1977

1976-77 (2)

12	10	@West Virginia, 1/8/1977
12	11	@Pittsburgh, 2/19/1977

## JERMAINE MARSHALL (2)

2012-13 (2)

Pts	Rbs	Game
29	10	Michigan State, 1/16/2013
14	10-ast	vs. Iowa, 2/14/2013

## MILOS BOGETIC (2)

2005-06 (2)

Pts	Rbs	Game
12	13	Nicholls State, 11/23/2005
14	10	UMKC, 12/7/2005

## NDU EDEKEZE (2)

2003-04 (2)

Pts	Rbs	Game
15	15	vs. Arkansas State, 12/28/2003
11	10	Bucknell, 1/3/2004

## JOE CRISPIN (2)

1999-00 (2)

Pts	Asts	Game
26	10	@Arizona State, 12/29/1999
20	11	vs. Illinois (BTT), 3/11/2000

## MONROE BROWN (2)

1991-92 (2)

Pts	Rbs	Game
10	11	@Illinois, 11/25/1991
14	11	Old Dominion, 2/24/1992

## FREDDIE BARNES (2)

1991-92 (2)

Pts	Rbs	Game
19	15	vs. Temple, 2/9/1992
13	11	Butler, 2/12/1992

## SAM SESSOMS (1)

2021-22 (1)

Pts	Rbs	Game
13	10	vs. LSU, 11/26/2021

## MYREON JONES (1)

2019-20 (1)

Pts	Rbs	Game
16	10	vs. Syracuse, 11/29/2019

## SASA BOROVNJAK (1)

2012-13 (1)

Pts	Rbs	Game
15	10	@Northwestern, 3/7/2013

## CHRIS BABB (1)

2009-10 (1)

Pts	Rbs	Game
15	10	@Illinois, 1/13/2010

## BILL EDWARDS (1)

2009-10 (1)

Pts	Rbs	Game
10	13	@Purdue, 1/31/2010

## DAVID JACKSON (1)

2007-08 (1)

Pts	Rbs	Game
13	10	vs. Indiana (BTT), 3/9/2008

## BEN LUBER (1)

2004-05 (1)

Pts	Rbs	Game
10	11	vs. Long Island, 12/29/2004

## ROBERT SUMMERS (1)

2002-03 (1)

Pts	Rbs	Game
10	13	@Michigan, 1/11/2003

## TITUS IVORY (1)

2000-01 (1)

Pts	Rbs	Game
21	10	Temple, 12/9/2000

## MICHAEL JENNINGS (1)

1992-93 (1)

Pts	Rbs	Game
22	10	Indiana, 2/9/1993

## MIKE PEAPOS (1)

1987-88 (1)

Pts	Rbs	Game
16	12	vs. St. Joseph's (A10), 3/7/1988



# DOUBLE-DOUBLE GAMES

---

## CARL CHRABASCZ (1)

1984-85 (1)

Pts	Rbs	Game
23	11	Rhode Island, 1/19/1985

## MARSHALL GRIER (1)

1983-84 (1)

Pts	Rbs	Game
12	14	@ Navy, 2/6/1984

## WALLY CHOICE (1)

1983-84 (1)

Pts	Rbs	Game
22	10	@ Rhode Island, 1/21/1984

## JEFF MILLER (1)

1977-78 (1)

Pts	Rbs	Game
18	10	Syracuse, 1/11/1978

# ANNUAL LEADERS

YEAR	POINTS	FG % > 50 FGA	FT %	REBOUNDS	ASSISTS
1951	Lou Lamie 319 / 14.5		Herm Sledzik 28-37 / 75.7		
1952	Jesse Arnelle 492 / 18.9		Herm Sledzik 67-101 / 66.3	Jesse Arnelle 254 / 9.8	
1953	Jesse Arnelle 408 / 17.0		Ed Haag 53-69 / 76.8	Jesse Arnelle 271 / 11.3	
1954	Jesse Arnelle 507 / 21.1		Jack Sherry 95-135 / 70.4	Jesse Arnelle 285 / 11.9	
1955	Jesse Arnelle 731 / 26.1		Earl Fields 67-92 / 72.8	Jesse Arnelle 428 / 15.3	
1956	Earl Fields 354 / 14.1		Bob Hoffman 69-93 / 74.2	— Not available	
1957	Ron Rainey 377 / 15.1	Bob Edwards 124-286 / 43.3	Bob Leisher 90-102 / 82.5	— Not available	
1958	Ron Rainey 292 / 15.4	— Not available	Ted Kubista 45-62 / 72.6	— Not available	
1959	Mark DuMars 337 / 16.8	Bob Edwards 82-207 / 39.6	Bob Edwards 93-125 / 73.7	Tom Hancock 205 / 10.2	Mark DuMars 21
1960	Mark DuMars 468 / 21.3	Paul Sweetland 65-157 / 41.4	Wally Colender 71-92 / 77.0	Gene Harris 220 / 10.0	Mark DuMars 31
1961	Gene Harris 369 / 15.4	Gene Harris 152-312 / 48.7	Mark DuMars 102-133 / 76.7	Gene Harris 244 / 10.2	Mark DuMars 28
1962	Gene Harris 431 / 18.7	Gene Harris 175-400 / 43.7	Earl Hoffman 23-37 / 62.2	Gene Harris 298 / 13.0	Gene Harris 33
1963	Earl Hoffman 434 / 21.7	Earl Hoffman 188-395 / 47.6	Bob Donato 73-91 / 80.2	Earl Hoffman 157 / 7.8	Bob Weiss 37
1964	Bob Weiss 392 / 17.0	Jim Reed 138-281 / 49.1	Bob Weiss 84-105 / 80.0	Carver Clinton 222 / 9.6	Bob Weiss 53
1965	Carver Clinton 411 / 17.1	Ray Saunders 95-200 / 47.5	Bob Weiss 90-117 / 76.9	Carver Clinton 274 / 11.4	Bob Weiss 91
1966	Carver Clinton 453 / 18.9	Ray Saunders 102-198 / 51.5	Jeff Persson 81-100 / 81.0	Carver Clinton 238 / 9.9	Carver Clinton 27
1967	Jeff Persson 422 / 17.6	Bill Stansfield 162-356 / 45.5	Jeff Persson 102-119 / 85.7	Paul Mickey 268 / 11.2	Jeff Persson 83
1968	Jeff Persson 339 / 17.0	Galen Godbey 63-118 / 53.4	Jeff Persson 69-96 / 71.9	Jeff Persson 165 / 8.2	Tom Daley 23
1969	Tom Daley 313 / 14.2	Bill Young 83-190 / 43.7	Bruce Mello 51-77 / 66.2	Bill Stansfield 289 / 13.1	Tom Daley 31
1970	Tom Daley 366 / 15.3	Bob Fittin 138-286 / 48.3	Willie Bryant 46-58 / 79.3	Bob Fittin 190 / 7.9	Tom Daley 101
1971	Bill Kunze 367 / 16.7	Chuck Crist 70-142 / 49.3	Bill Kunze 63-81 / 77.8	Paul Neumayer 244 / 11.1	Bruce Mello 60
1972	Ron Brown 434 / 18.1	Ed Chubb 93-177 / 52.5	Chuck Crist 86-111 / 77.5	Ron Brown 224 / 9.3	Ron Brown 110
1973	Randy Meister 309 / 14.7	Randy Meister 138-281 / 49.1	Kevin Burke 37-47 / 78.7	Jon Marshall 262 / 11.4	Ron Brown 120
1974	Ron Brown 451 / 17.4	Randy Meister 141-275 / 51.3	Jim Ouderkirk 24-33 / 72.7	Jon Marshall 288 / 11.1	Ron Brown 120
1975	Randy Meister 345 / 15.0	Randy Meister 143-258 / 55.4	Kevin Burke 42-54 / 77.8	Randy Meister 244 / 10.6	Tom Doaty 93
1976	Chris Erichsen 436 / 17.4	Dave Angstadt 73-136 / 53.7	Tom Doaty 28-33 / 84.8	Chris Erichsen 204 / 8.2	Jim Ouderkirk 67

# ANNUAL LEADERS

YEAR	POINTS	FG % > 50 FGA	FT %	REBOUNDS	ASSISTS
1977	Jeff Miller 345 / 13.3	Walter Young 90-180 / 50.0	Bill Dankos 33-39 / 84.6	Carvin Jefferson 219 / 8.4	Jeff Miller 81
1978	Jeff Miller 505/18.7	Carvin Jefferson 119-205 / 58.0	Jeff Miller 73-82 / 89.0	Carvin Jefferson 233 / 8.6	Tom Wilkinson 165
1979	Mike Edelman 343 / 11.4	Scott Wolz 73-137 / 55.3	Tom Wilkinson 64-80 / 80.0	Steve Kuhn 122/ 4.1	Tom Wilkinson 153
1980	Frank Brickowski 320/11.4	Steve Kuhn 69-127 / 54.3	Mike Edelman 52-66 / 80.0	Frank Brickowski 219 / 7.8	Tom Wilkinson 110
1981	Frank Brickowski 311 / 13.0	Frank Brickowski 131-218 / 60.1	Mike Edelman 24-33 / 84.8	Mike Lang 214/ 7.9	Rich Fetter 93
1982	Mike Lang 272 / 10.1	Mike Lang 96-185 / 51.9	Mike Edelman 32-41 / 78.0	Mike Lang 237 / 8.8	Dwight Gibson 113
1983	Mike Lang 366 / 13.1	Mike Lang 144-264 / 54.5	David Griffin 50-64 / 78.1	Mike Lang 279 / 10.0	Dwight Gibson 98
1984	Wally Choice 223 / 13.1	Wally Choice 85-150 / 56.7	Craig Collins 76-88 / 86.4	David Griffin 131 / 4.9	Jim Forjan 105
1985	Craig Collins 401 / 14.9	Carl Chrabascz 93-169 / 55.0	Craig Collins 94-98 / 95.9	Carl Chrabascz 140 / 5.2	Tony Ward 106
1986	Paul Murphy 293 / 10.2	Carl Chrabascz 103-185 / 55.7	Tom Hovasse 55-67 / 82.1	Mike Peapos 151 / 5.6	Paul Murphy 90
1987	Tom Hovasse 352 / 13.0	Wes Jones 39-72 / 52.4	Mike Iuzzolino 35-41 / 85.4	Tom Hovasse 139 / 5.2	Tony Ward 82
1988	Tom Hovasse 388 / 14.4	Wes Jones 90-166 / 52.4	Tony Ward 72-86 / 83.7	Tom Hovasse 182 / 6.7	Tony Ward 91
1989	Tom Hovasse 516 / 17.8	Bruce Blake 162-280 / 57.9	Christian Appleman 28-35 / 80.0	Tom Hovasse 217 / 7.5	Freddie Barnes 112
1990	Ed Fogell 520 / 15.3	Ed Fogell 191-314 / 60.8	Ed Fogell 138-170 / 81.2	James Barnes 215 / 6.7	Freddie Barnes 159
1991	DeRon Hayes 479 / 15.0	James Barnes 138-259 / 53.3	Freddie Barnes 142-172 / 82.6	James Barnes 239 / 7.5	Freddie Barnes 152
1992	Monroe Brown 422 / 14.6	Eric Carr 67-107 / 62.6	Freddie Barnes 143-175 / 81.7	David Degitz 118/ 5.1	Freddie Barnes 177
1993	DeRon Hayes 376 / 13.9	Eric Carr 49-97 / 50.5	DeRon Hayes 51-65 / 78.5	John Amaechi 206 / 7.6	Michael Jennings 87
1994	John Amaechi 423 / 16.9	Phil Williams 56-93 / 60.2	Matt Gaudio 97-124 / 78.2	John Amaechi 223 / 8.9	Dan Earl 113
1995	John Amaechi 514 / 16.1	John Amaechi 168-300 / 56.0	Glenn Sekunda 91-107 / 85.0	John Amaechi 316 / 9.9	Dan Earl 181
1996	Pete Lisicky 359 / 13.3	Calvin Booth 100-182 / 54.9	Glenn Sekunda 81-102 / 79.4	Matt Gaudio 174 / 6.4	Dan Earl 150
1997	Pete Lisicky 439 / 16.3	Jarrett Stephens 78-135 / 57.8	Pete Lisicky 54-61 / 88.5	Phil Williams 162 / 6.8	Ryan Bailey 113
1998	Pete Lisicky 498 / 15.6	Jarrett Stephens 165-258 / 64.0	Pete Lisicky 106-119 / 89.1	Calvin Booth 208 / 6.5	Pete Lisicky 113
1999	Calvin Booth 414 / 15.3	Gyasi Cline-Heard 75-132 / 56.8	Joe Crispin 57-63 / 90.5	Calvin Booth 236 / 8.7	Dan Earl 111
2000	Jarrett Stephens 657 / 18.8	Jarrett Stephens 260-459 / 56.6	Joe Crispin 181-203 / 89.2	Jarrett Stephens 368 / 10.5	Joe Crispin 178
2001	Joe Crispin 642 / 19.5	Tyler Smith 91-177 / 51.4	Titus Ivory 125-139 / 89.9	Gyasi Cline-Heard 269 / 8.2	Titus Ivory 147
2002	Sharif Chambliss 410 / 14.6	Ndu Egekeze 25-52 / 48.1	Sharif Chambliss 57-64 / 89.1	Jan Jagla 140 / 5.8	Brandon Watkins 116

# ANNUAL LEADERS

YEAR	POINTS	FG % > 50 FGA	FT %	REBOUNDS	ASSISTS
2003	Sharif Chambliss 411 / 14.7	Robert Summers 42-83 / 50.6	Sharif Chambliss 64-71 / 90.1	Aaron Johnson 150 / 7.5	Brandon Watkins 103
2004	Jan Jagla 376 / 13.4	Ndu Egekeze 60-112 / 53.6	Jan Jagla 56-72 / 77.8	Jan Jagla 220 / 7.9	Ben Luber 114
2005	Geary Claxton 380 / 12.7	Travis Parker 117-258 / 45.3	Ben Luber 43-48 / 89.6	Aaron Johnson 297 / 9.9	Ben Luber 89
2006	Geary Claxton 457 / 15.2	Jamelle Cornley 134-261 / 51.3	Milos Bogetic 29-39 / 74.4	Geary Claxton 225 / 7.5	Ben Luber 129
2007	Geary Claxton 425 / 16.3	Brandon Hassell 70-116 / 60.3	Mike Walker 22-25 / 88.0	Geary Claxton 207 / 8.0	Ben Luber 86
2008	Talor Battle 317 / 10.2	Andrew Jones 47-91 / 51.6	David Jackson 65-88 / 73.9	Jamelle Cornley 149 / 6.0	Talor Battle 99
2009	Talor Battle 635 / 16.7	Andrew Jones 88-152 / 57.9	David Jackson 49-62 / 79.0	Jamelle Cornley 234 / 6.3	Talor Battle 189
2010	Talor Battle 574 / 18.5	Andrew Jones 81-149 / 54.4	Chris Babb 40-49 / 81.6	Talor Battle 165 / 5.3	Talor Battle 129
2011	Talor Battle 687 / 20.2	Jeff Brooks 174-318 / 54.7	David Jackson 60-70 / 85.7	Jeff Brooks 209 / 6.3	Tim Frazier 173
2012	Tim Frazier 602 / 18.8	Sasa Borovnjak 60-106 / 56.6	Cam Woodyard 46-57 / 80.7	Tim Frazier 150 / 4.7	Tim Frazier 198
2013	D.J. Newbill 504 / 16.3	Sasa Borovnjak 92-170 / 54.1	Jermaine Marshall 107-141 / 75.9	Ross Travis 229 / 7.4	D.J. Newbill 125
2014	D.J. Newbill 604 / 17.8	Geno Thorpe 31-57 / 54.4	Brandon Taylor 57-65 / 87.7	Ross Travis 239 / 7.0	Tim Frazier 182
2015	D.J. Newbill 704 / 20.7	Jordan Dickerson 33-68 / 48.5	Geno Thorpe 94-112 / 83.9	Ross Travis 213 / 6.3	D.J. Newbill 105
2016	Brandon Taylor 520 / 16.3	Donovon Jack 58-117 / 49.6	Shep Garner 101-129 / 78.3	Brandon Taylor 207 / 6.5	Shep Garner 109
2017	Tony Carr 436 / 13.2	Mike Watkins 128-217 / 59.0	Payton Banks 49-60 / 81.7	Mike Watkins 267 / 8.1	Tony Carr 139
2018	Tony Carr 725 / 19.6	Mike Watkins 146-213 / 68.5	Shep Garner 34-41 / 82.9	Mike Watkins 258 / 8.9	Tony Carr 186
2019	Lamar Stevens 637 / 19.9	Mike Watkins 88-157 / 56.1	Rasir Bolton 92-105 / 87.6	Lamar Stevens 245 / 7.7	Josh Reaves 94
2020	Lamar Stevens 547 / 17.6	John Harrar 47-75 / 62.7	Myles Dread 35-42 / 83.3	Mike Watkins 228 / 7.6	Jamari Wheeler 99
2021	Myreon Jones 382 / 15.3	John Harrar 73-133 / 54.9	Izaiah Brockington 69-82 / 84.1	John Harrar 219 / 8.8	Jamari Wheeler 88
2022	Jalen Pickett 413 / 13.3	John Harrar 126-197 / 64.0	Seth Lundy 52-60 / 86.7	John Harrar 320 / 10.3	Jalen Pickett 135
2023	Jalen Pickett 655 / 17.7	Evan Mahaffey 37-65 / 56.9	Andrew Funk 39-45 / 86.7	Jalen Pickett 274 / 7.4	Jalen Pickett 243

► Gene Harris, Carver Clinton, Ron Brown, Talor Battle, Tim Frazier, and Jalen Pickett are the only players in Penn State history to lead the team in points, rebounds and assists in a season.

► In 2023, Jalen Pickett joined Ron Brown (1972), Talor Battle (2010), and Tim Frazier (2012) as just the fourth Nittany Lion to lead the team in points, rebounds, assists and steals in a season.

# OFFENSIVE BESTS - OVERALL

FIELD GOALS		
1.	1,057	2017-18
2.	978	2022-23
3.	904	2008-09
4.	879	1999-2000
5.	858	1989-90
6.	855	1988-89
7.	854	1982-83
8.	835	2000-01
9.	832	2019-20
10.	825	2016-17

3-PT FG ATTEMPTS		
1.	995	2022-23
2.	780	2008-09
3.	765	2019-20
4.	759	2017-18
5.	757	2000-01
6.	729	2021-22
7.	693	2018-19
8.	679	2016-17
	679	2014-15
10.	676	1999-2000

FREE THROW PCT		
1.	.765	2000-01
2.	.759	1990-91
3.	.746	1998-99
4.	.745	2016-17
5.	.742	1975-76
6.	.741	2013-14
7.	.740	1997-98
	.740	1984-85
9.	.739	2022-23
10.	.738	2020-21

TOTAL POINTS		
1.	2,915	2017-18
2.	2,673	2022-23
3.	2,572	1999-2000
4.	2,545	2008-09
5.	2,535	2000-01
6.	2,466	1988-89
7.	2,409	2013-14
8.	2,376	1990-91
9.	2,367	2016-17
10.	2,343	1989-90

FIELD GOAL ATTEMPTS		
1.	2,291	2017-18
2.	2,111	2022-23
3.	2,040	2008-09
4.	1,994	1999-2000
5.	1,991	2016-17
6.	1,962	2000-01
7.	1,931	2019-20
8.	1,915	2013-14
9.	1,898	2018-19
10.	1,893	2014-15

3-PT FG PCT		
1.	.409	1995-96
2.	.407	1986-87
3.	.387	2022-23
	.387	2017-18
	.387	1988-89
6.	.367	2000-01
7.	.362	1987-88
	.362	2008-09
9.	.360	2006-07
10.	.356	1997-98

TOTAL REBOUNDS		
1.	1,386	2017-18
2.	1,290	2008-09
3.	1,235	1989-90
4.	1,222	1999-2000
5.	1,205	2022-23
6.	1,202	2019-20
7.	1,201	2014-15
8.	1,197	2013-14
9.	1,188	1994-95
10.	1,175	1988-89

POINTS AVG		
1.	78.4	1982-83
2.	77.1	1988-89
3.	76.8	2000-01
4.	75.1	2019-20
5.	74.8	1995-96
6.	74.7	2017-18
7.	74.3	1990-91
8.	73.5	1999-2000
	73.5	1965-66
10.	73.4	1991-92

FIELD GOAL PCT		
1.	.509	1980-81
2.	.483	1988-89
3.	.481	1985-86
	.481	1978-79
5.	.478	1983-84
6.	.473	1997-98
7.	.472	1975-76
8.	.468	1995-96
	.468	1989-90
10.	.466	1982-83

FREE THROWS		
1.	644	1990-91
2.	615	1988-89
3.	587	2000-01
4.	579	1999-00
5.	559	2013-14
6.	539	1989-90
7.	535	1991-92
8.	508	1994-95
9.	507	2017-18
10.	500	1993-94

REBOUND AVG.		
1.	48.2	1972-73
2.	47.9	1965-66
3.	47.7	1966-67
4.	46.9	1964-65
5.	45.7	1967-68
6.	45.0	1968-69
7.	44.8	1971-72
	44.8	1970-71
9.	42.4	1974-75
10.	42.2	1973-74

3-PT FIELD GOALS		
1.	385	2022-23
2.	294	2017-18
3.	282	2008-09
4.	278	2000-01
5.	249	2021-22
	249	2019-20
7.	235	1999-2000
8.	230	2016-17
9.	227	2014-15
	227	2007-08

FREE THROW ATTEMPTS		
1.	855	1988-89
2.	849	1990-91
3.	811	1999-2000
4.	772	1991-92
5.	768	2000-01
6.	754	2013-14
7.	744	1989-90
8.	733	1993-94
9.	722	2017-18
10.	721	1994-95

REBOUND MARGIN		
1.	+9.5	1972-73
2.	+7.0	1965-66
3.	+6.7	1989-90
4.	+6.4	1990-91
5.	+6.3	1988-89
6.	+6.1	1995-96
7.	+5.8	1980-81
8.	+4.6	1970-71
9.	+4.5	1991-92
10.	+4.3	1979-80

Based on statistics since 1964-65 season.

# OFFENSIVE BESTS - BIG TEN

## FIELD GOALS

1.	519	2022-23
2.	509	2019-20
3.	487	2017-18
4.	485	2018-19
5.	473	2021-22
6.	470	2020-21
7.	443	2016-17
8.	437	1995-96
9.	428	1994-95
10.	413	2014-15
10.	406	2010-11

## FIELD GOAL ATTEMPTS

1.	1,227	2019-20
2.	1,182	2020-21
3.	1,175	2018-19
4.	1,121	2021-22
5.	1,110	2022-23
5.	1,067	2016-17
6.	1,050	2017-18
7.	1,002	2015-16
8.	998	2013-14
9.	996	2014-15
10.	988	1994-95

## FIELD GOAL PCT

1.	468	2022-23
2.	464	2017-18
3.	459	2010-11
4.	453	1997-98
	453	1995-96
6.	450	1998-99
7.	446	1999-2000
8.	438	2009-10
9.	433	1994-95
10.	426	2006-07

## 3-PT FIELD GOALS

1.	209	2022-23
2.	162	2020-21
3.	157	2021-22
	157	2019-20
5.	132	2000-01
6.	129	2007-08
	129	2008-09
8.	127	2018-19
9.	126	2017-18
	126	1995-96

## 3-PT FG ATTEMPTS

1.	531	2022-23
2.	488	2020-21
3.	472	2019-20
4.	458	2021-22
5.	416	2018-19
6.	393	2015-16
7.	377	2008-09
8.	370	2000-01
9.	369	2016-17
10.	367	2007-08

## 3-PT FG PCT

1.	.394	2022-23
2.	.391	1995-96
3.	.371	2017-18
4.	.370	2006-07
5.	.367	2005-06
6.	.357	2000-01
	.357	1998-99
8.	.354	1999-2000
	.354	1993-94
10.	.351	2007-08

## FREE THROWS

1.	319	1993-94
2.	292	2000-01
3.	279	1999-2000
4.	270	1997-98
5.	266	2018-19
	266	2013-14
	266	1994-95
8.	259	1995-96
9.	257	2019-20
10.	255	2016-17

## FREE THROW ATTEMPTS

1.	482	1993-94
2.	392	1999-2000
3.	390	1995-96
4.	388	2018-19
5.	378	2000-01
6.	370	1994-95
7.	369	2019-20
8.	362	2016-17
9.	356	1997-98
10.	344	1996-97

## FREE THROW PCT

1.	.772	2000-01
2.	.758	1997-98
3.	.757	2010-11
4.	.748	1998-99
5.	.738	2021-22
6.	.733	2013-14
7.	.730	2020-21
8.	.723	2011-12
	.723	2002-03
10.	.719	2015-16
	.719	1994-95

## TOTAL REBOUNDS

1.	727	2018-19
2.	720	2019-20
3.	707	2021-22
4.	689	2020-21
5.	651	1993-94
6.	646	1994-95
7.	636	1995-96
8.	607	2016-17
9.	603	2022-23
10.	602	2015-16

## REBOUND AVG.

1.	36.3	2020-21
	36.3	2018-19
3.	36.2	1993-94
4.	36.0	2019-20
5.	35.9	1994-95
6.	35.4	2021-22
7.	35.3	1995-96
8.	33.7	2016-17
9.	33.4	2015-16
	33.4	2012-13
	33.4	2003-04

## REBOUND MARGIN

1.	+3.4	2021-22
2.	+1.8	2020-21
3.	+1.6	2003-04
4.	+1.5	2018-19
	+1.5	2009-10
6.	+1.4	2012-13
7.	+1.1	1995-96
8.	+0.6	2010-11
9.	+0.4	1993-94
10.	+0.1	2004-05

## TOTAL POINTS

1.	1,432	2019-20
2.	1,394	2022-23
2.	1,363	2018-19
3.	1,345	2020-21
4.	1,297	2017-18
5.	1,266	2021-22
6.	1,262	2016-17
7.	1,259	1995-96
8.	1,232	1993-94
9.	1,231	1994-95
10.	1,206	2000-01

## POINTS AVG

1.	75.4	2000-01
2.	73.8	1999-2000
3.	72.1	2017-18
	72.1	1997-98
5.	71.6	2019-20
6.	70.8	2020-21
7.	70.4	1998-99
8.	70.1	2016-17
9.	69.9	1995-96
10.	69.7	2022-23

# DEFENSIVE BESTS - OVERALL

FEWEST FG ALLOWED		
1.	522	1968-69
2.	543	1979-80
3.	547	1980-81
4.	549	1967-68
5.	550	1973-74
6.	568	1970-71
7.	605	1981-82
8.	609	1969-70
9.	610	1964-65
10.	617	1978-79

FEWEST 3-PT ATTEMPTS		
1.	285	1986-87
2.	316	1987-88
3.	344	1990-91
4.	370	1992-93
5.	372	1996-97
6.	381	1991-92
7.	398	2001-02
8.	407	1998-99
9.	411	1995-96
10.	419	1988-89

LOWEST FT PCT		
1.	.633	1994-95
2.	.637	1995-96
3.	.656	1971-72
4.	.657	2005-06
	.657	1964-65
6.	.658	1966-67
7.	.662	1972-73
8.	.667	1973-74
9.	.668	2000-01
	.668	1980-81

LOWEST PT AVG		
1.	57.1	1979-80
2.	59.7	1980-81
3.	61.2	1972-73
4.	61.6	1978-79
5.	62.2	1968-69
6.	62.5	1910-11
7.	62.6	2008-09
8.	62.7	1973-74
9.	62.9	1981-82
10.	63.5	1964-65

FEWEST FG ATTEMPTS		
1.	1,268	1978-79
2.	1,287	1967-68
3.	1,308	1981-82
4.	1,309	1979-80
5.	1,318	1972-73
6.	1,338	1980-81
	1,338	1970-71
8.	1,340	1968-69
9.	1,347	1969-70
10.	1,398	2020-21

LOWEST 3-PT PCT		
1.	.294	1999-2000
2.	.311	1994-95
3.	.324	2003-04
4.	.325	2019-20
5.	.326	2014-15
6.	.327	2000-01
	.327	2008-09
	.327	2022-23
9.	.337	1998-99
10.	.339	1997-98
	.339	1991-92

FEWEST REBS ALLOWED		
1.	773	1978-79
2.	789	1980-81
3.	809	1981-82
4.	846	1985-86
5.	847	1975-76
6.	851	2020-21
7.	856	1979-80
8.	858	1984-85
9.	859	1983-84
10.	884	1974-75
	884	1970-71

STEALS		
1.	282	2017-18
2.	279	2000-01
	279	1999-2000
4.	250	1990-91
5.	245	2018-19
6.	243	1988-89
7.	235	1989-90
8.	233	2019-20
9.	228	1997-98
10.	227	1991-92

LOWEST FG PCT		
1.	.390	1968-69
2.	.391	1964-65
3.	.399	2014-15
4.	.405	1994-95
5.	.406	1973-74
6.	.409	1980-81
	.409	1966-67
8.	.411	2019-20
9.	.413	1995-96
10.	.415	1979-80

FEWEST FT AGAINST		
1.	266	2005-06
2.	272	1973-74
3.	273	1974-75
4.	286	1903-04
5.	293	1904-05
6.	303	1995-96
	303	1964-65
8.	307	1972-73
9.	320	1998-99
10.	325	1968-69

LOWEST REB AVG		
1.	25.8	1978-79
2.	29.2	1985-86
	29.2	1980-81
4.	29.6	1989-90
5.	30.0	1990-91
	30.0	1981-82
7.	30.1	2010-11
8.	30.2	2006-07
9.	30.4	1988-89
10.	30.6	1979-80

BLOCKED SHOTS		
1.	193	2017-18
2.	182	2016-17
3.	180	1997-98
4.	150	2019-20
5.	143	1995-96
6.	141	2015-16
7.	138	2014-15
8.	131	1998-99
9.	131	1996-97
10.	122	2018-19
10.	118	2012-13

FEWEST 3-PT FG		
1.	110	1987-88
2.	117	1990-91
3.	120	1986-87
4.	129	1991-92
5.	137	1901-02
	137	1998-99
7.	140	1996-97
8.	141	1995-96
9.	145	1992-93
	145	1989-90

FEWEST FT ATTEMPTS		
1.	403	1974-75
2.	405	2005-06
3.	408	1903-04
	408	1973-74
5.	430	1904-05
6.	455	1998-99
7.	457	2021-22
8.	461	1964-65
9.	464	1972-73
10.	467	1967-68

FEWEST PTS ALLOWED		
1.	1,369	1968-69
2.	1,407	1972-73
3.	1,433	1967-68
4.	1,523	1964-65
5.	1,539	1970-71
6.	1,600	1979-80
7.	1,611	1980-81
8.	1,627	1969-70
9.	1,630	1973-74
10.	1,640	1965-66

Based on statistics since 1964-65 season.

# DEFENSIVE BESTS - BIG TEN

## FEWEST FG ALLOWED

1.	390	2011-12
	390	2001-02
3.	407	2005-06
4.	405	2006-07
5.	411	2014-15
6.	416	1998-99
7.	420	2010-11
8.	421	2008-09
9.	427	2003-04
10.	428	2009-10

## FEWEST FG ATTEMPTS

1.	814	2001-02
2.	821	2006-07
3.	841	2011-12
4.	856	2005-06
5.	872	2002-03
6.	895	2003-04
7.	920	2010-11
8.	925	2004-05
9.	930	1999-2000
	930	1998-99

## LOWEST FG PCT

1.	422	2021-22
2.	430	2019-20
	430	1994-95
4.	431	2014-15
	431	1995-96
6.	441	2018-19
	441	2015-16
8.	443	2017-18
9.	447	1998-99
10.	449	2016-17

## FEWEST 3-PT FG

1.	69	2001-02
2.	70	1999-2000
3.	74	1997-98
4.	77	2002-03
	77	2000-01
6.	86	1994-95
7.	87	1998-99
	87	1995-96
9.	94	1996-97
10.	95	1992-93

## FEWEST 3-PT ATTEMPTS

1.	206	2001-02
2.	207	1997-98
3.	209	2000-01
4.	227	2002-03
	227	1996-97
6.	231	1998-99
7.	234	1999-2000
8.	238	1992-93
9.	255	1995-96
10.	271	1993-94

## LOWEST 3-PT PCT

1.	.299	1999-2000
2.	.313	1994-95
3.	.330	2019-20
4.	.335	2001-02
5.	.339	2002-03
6.	.341	1995-96
	.341	2008-09
8.	.348	2020-21
9.	.350	2017-18
10.	.351	2014-15

## FEWEST FT AGAINST

1.	133	2003-04
2.	143	2004-05
3.	153	2005-06
4.	174	1994-95
	174	2008-09
6.	94	2006-07
7.	191	2010-11
	191	2007-08
9.	201	1995-96
10.	209	2022-23

## FEWEST FT ATTEMPTS

1.	196	2003-04
2.	201	2004-05
3.	221	2005-06
4.	240	2008-09
5.	265	2010-11
6.	272	2007-08
7.	281	1994-95
	281	2006-07
9.	292	1997-98
10.	304	1998-99

## LOWEST FT PCT

1.	.619	1994-95
2.	.642	1995-96
3.	.666	1993-94
4.	.679	2003-04
	.679	2000-01
6.	.683	2022-23
7.	.690	2006-07
8.	.692	2005-06
9.	.694	2016-17
10.	.696	2009-10

## FEWEST REBS ALLOWED

1.	491	2006-07
2.	510	2010-11
3.	524	2003-04
4.	527	2004-05
5.	529	2005-06
6.	555	2009-10
7.	561	1998-99
8.	563	1997-98
9.	565	2007-08
10.	568	2008-09

## LOWEST REB AVG

1.	28.3	2010-11
2.	30.7	2006-07
3.	30.8	2009-10
4.	31.4	2007-08
5.	31.6	2008-09
6.	31.7	2011-12
7.	32.0	2021-22
8.	32.8	2003-04
9.	32.9	2004-05
10.	33.1	2005-06

## FEWEST PTS ALLOWED

1.	1,110	2003-04
2.	1,128	2005-06
3.	1,134	2008-09
4.	1,143	1998-99
5.	1,151	2006-07
6.	1,152	2001-02
7.	1,156	2010-11
8.	1,168	1995-96
9.	1,181	2004-05
10.	1,188	1997-98

## LOWEST PT AVG

1.	63.0	2008-09
2.	64.2	2010-11
3.	64.9	1995-96
4.	66.2	2021-22
5.	66.4	1994-95
6.	66.9	2009-10
7.	67.4	2014-15
8.	68.3	2011-12
9.	69.2	2017-18
10.	69.4	2018-19
	69.4	2003-04

## STEALS

1.	154	2018-19
2.	145	2020-21
3.	134	1995-96
4.	131	2000-01
5.	128	2019-20
6.	123	2016-17
7.	115	2011-12
8.	114	1999-2000
9.	113	2005-06
10.	112	2021-22

## BLOCKED SHOTS

1.	92	2017-18
	92	2016-17
3.	87	1997-98
4.	81	1995-96
5.	80	2019-20
	80	1998-99
7.	78	2018-19
8.	74	2015-16
	74	1996-97
10.	71	1993-94



# PENN STATE VS. AP TOP 25

LAST TIME PLAYED					LAST TIME AT HOME				LAST TIME ON ROAD				
Rank	Opponent	W/L	Score	Date	Site	Opponent	W/L	Score	Date	Opponent	W/L	Score	Date
1	Purdue	L	60-80	2/1/23	A	Illinois	L	63-80	3/1/11	Purdue	L	60-80	2/1/23
2	Michigan	L	55-68	1/3/19	A	Ohio State	L	62-64	2/14/07	Michigan	L	55-68	1/3/19
3	Purdue	L	67-74	1/8/22	H	Purdue	L	67-74	1/8/22	Wisconsin	L	49-75	2/17/07
4	Ohio State	L	82-92	2/18/21	H	Ohio State	L	82-92	2/18/21	Maryland	L	70-76	12/30/15
5	Texas (NCAA)	L	66-71	3/18/23	N	Michigan State	L	65-92	1/10/16	Iowa	L	49-73	2/3/16
6	Ohio State	L	76-104	12/7/19	A	Michigan	W	75-69	2/12/19	Ohio State	L	76-104	12/7/19
7	Indiana	L	49-72	2/13/13	H	Indiana	L	49-72	2/13/13	Ohio State	L	63-73	1/2/92
8	Purdue (BTT)	L	70-78	3/3/18	N	Ohio State	W	79-56	2/15/18	Michigan	L	72-81	3/9/94
9	Purdue (BTT)	L	61-69	3/11/22	N	Ohio State	L	67-75	2/24/10	Michigan State	L	67-82	2/6/14
10	Wisconsin	L	66-76	2/20/11	A	Michigan State	L	54-65	2/13/10	Wisconsin	L	66-76	2/20/11
11	Wisconsin	L	49-51	2/5/22	A	Michigan State	L	57-77	2/8/12	Wisconsin	L	49-51	2/5/22
12	Purdue	L	64-76	2/16/19	A	Indiana	L	82-88	1/8/12	Syracuse	L	41-81	12/16/77
13	Ohio State	L	79-83	1/27/21	A	Virginia Tech	W	63-62	11/27/18	Ohio State	L	79-83	1/27/21
14	Wisconsin	W	81-71	1/30/21	H	Wisconsin	W	81-71	1/30/21	Purdue	L	62-63	1/19/11
15	Virginia Tech	W	75-55	12/8/20	A	Wisconsin	L	56-71	1/6/94	Virginia Tech	W	75-55	12/8/20
16	Ohio State	L	56-61	1/16/22	A	Michigan State	L	71-79	3/3/20	Ohio State	L	56-61	1/16/22
17	Texas A&M (NCAA)	W	76-59	3/16/23	N	Maryland	W	78-61	2/27/19	Illinois	W	74-59	12/10/22
18	Illinois	L	81-98	12/23/20	H	Illinois	L	81-98	12/23/20	Iowa	L	68-77	2/29/20
19	Indiana (BTT)	W	77-73	3/11/23	N	Michigan State	W	62-58	2/15/22	Michigan State	L	64-80	12/11/21
20	Illinois	L	55-60	3/3/22	A	Michigan State	L	58-84	1/5/05	Illinois	L	55-60	3/3/22
21	Maryland	W	65-64	3/5/23	H	Maryland	W	65-64	3/5/23	Georgia Tech	L	73-77	11/28/06
22	Illinois	L	65-79	1/19/21	A	Wisconsin	L	52-71	1/6/19	Illinois	L	65-79	1/19/21
23	Iowa (at Palestra)	W	89-86	1/4/20	N	Iowa	L	82-89	1/16/19	Ohio State	L	55-75	2/11/15
24	Maryland	L	59-66	12/1/18	A	Minnesota	W	52-50	1/14/17	Maryland	L	59-66	12/1/18
25	Illinois	L	84-94	3/11/00	N	-	-	-	-	Illinois	L	70-85	1/11/97

LAST TIME WON				LAST TIME WON AT HOME			LAST TIME WON ON ROAD			
Rank	Opponent	Score	Date	Site	Opponent	Score	Date	Opponent	Score	Date
1	-	-	-	-	-	-	-	-	-	-
2	Michigan State	65-63	3/9/01	N	-	-	-	-	-	-
3	-	-	-	-	-	-	-	-	-	-
4	Maryland	76-69	12/10/19	H	Maryland	76-69	12/10/19	-	-	-
5	Purdue	74-63	2/21/98	H	Purdue	74-63	2/21/98	-	-	-
6	Michigan	75-69	2/12/19	H	Michigan	75-69	2/12/19	Illinois	66-65	2/4/06
7	Purdue	71-68	1/27/94	H	Purdue	71-68	1/27/94	-	-	-
8	Ohio State	79-56	2/15/18	H	Ohio State	79-56	2/15/18	-	-	-
9	Michigan State	72-68	2/1/09	A	-	-	-	Michigan State	72-68	2/1/09
10	Ohio State	98-85	2/27/99	H	Ohio State	98-85	2/27/99	-	-	-
11	-	-	-	-	-	-	-	-	-	-
12	-	-	-	-	-	-	-	-	-	-
13	Virginia Tech	63-62	11/27/18	H	Virginia Tech	63-62	11/27/18	Ohio State	82-79	1/25/18
14	Wisconsin	81-71	1/30/21	H	Wisconsin	81-71	1/30/21	-	-	-
15	Virginia Tech	75-55	12/8/20	A	-	-	-	Virginia Tech	75-55	12/8/20
16	Michigan State	75-70	2/4/20	A	Illinois	57-55	1/11/11	Michigan State	75-70	2/4/20
17	Texas A&M (NCAA)	76-59	3/16/23	N	Maryland	78-61	2/27/19	Illinois	74-59	12/10/22
18	Michigan State	66-62	1/8/11	H	Michigan State	66-62	1/8/11	Illinois	38-33	2/18/09
19	Indiana (BTT)	77-73	3/11/23	N	Michigan State	62-58	2/15/22	-	-	-
20	-	-	-	-	-	-	-	-	-	-
21	Maryland	65-64	3/5/23	H	Maryland	65-64	3/5/23	-	-	-
22	Ohio State	65-63	2/27/14	H	Ohio State	65-63	2/27/14	Kentucky	73-68	11/25/2000
23	Iowa (at Palestra)	89-86	1/4/20	N	Illinois	64-63	3/5/09	-	-	-
24	Minnesota	52-50	1/14/17	H	Minnesota	52-50	1/14/17	Ohio State	71-70 (ot)	1/29/14
25	-	-	-	-	-	-	-	-	-	-

# PENN STATE WINS VS. AP TOP 25

Date	Opponent	Score	Margin	AP-C	Site
1/10/1952	Syracuse	61-57	4	14-15	RH
2/2/1952	West Virginia	61-60	1	10-10	A
2/27/1952	West Virginia	84-65	19	10-10	RH
3/12/1954	LSU (NCAA)	78-70	8	8-8	N1
3/13/1954	Notre Dame (NCAA)	71-63	8	6-5	N1
2/16/1957	West Virginia	80-65	15	10-10	RH
12/5/1964	Syracuse	81-59	22	pre 7-pre 12	RH
2/16/1972	Virginia	86-74	12	6-7	RH
2/23/1974	Pittsburgh	66-64	2	7-9	RH
12/27/1974	Memphis (Gator Bowl)	61-54	7	16-n/a	N2
3/6/1989	West Virginia (A10)	86-64	22	15-15	N3
12/9/1989	Temple	61-59	2	23-NR	RH
3/15/1991	UCLA (NCAA)	74-69	5	16-n/a	N4
1/15/1994	Minnesota	78-67	11	18-n/a	RH
1/27/1994	Purdue	71-68	3	7-n/a	RH
1/24/1996	Purdue	87-77	10	19-n/a	BJC
2/3/1996	Iowa	95-87 (OT)	8	16-n/a	A
1/28/1998	Iowa	67-65	2	16-n/a	BJC
2/21/1998	Purdue	74-63	11	5-n/a	BJC
12/1/1998	Temple	65-64	1	10-10	BJC
2/20/1999	Purdue	78-70	8	17-18	A
2/27/1999	Ohio State	98-85 (OT)	14	10-10	BJC
3/10/2000	Ohio State (BTT)	71-66	5	4-5	N5
11/25/2000	Kentucky	73-68	5	22-21	A
1/31/2001	Illinois	98-95 (OT)	3	6-6	BJC
3/9/2001	Michigan State (BTT)	65-63	2	2-3	N5
3/18/2001	North Carolina (NCAA)	82-74	8	6-5	N6
2/4/2006	Illinois	66-65	1	6-6	A
2/2/2008	Michigan State	85-76	9	8-7	BJC
3/9/2008	Indiana	68-64 ot	4	18-17	BJC
1/6/2009	Purdue	67-64	3	14-14	BJC
2/1/2009	Michigan State	72-68	4	9-9	A
2/18/2009	Illinois	38-33	5	18-16	A
3/5/2009	Illinois	64-63	1	23-23	BJC
1/8/2011	Michigan State	66-62	4	18-19	BJC
1/11/2011	Illinois	57-55	2	16-16	BJC
1/29/2011	Wisconsin	56-52	4	17-15	BJC
3/11/2011	Wisconsin (BTT)	36-33	3	13-13	N7

Date	Opponent	Score	Margin	AP-C	Site
1/19/2012	Illinois	54-52	2	22-25	BJC
2/27/2013	Michigan	84-78	6	4-4	BJC
1/29/2014	Ohio State	71-70 (OT)	1	24-23	A
2/27/2014	Ohio State	65-63	2	22-20	BJC
2/6/2016	Indiana	68-63	5	21-22	BJC
2/17/2016	Iowa	79-75	4	4-6	BJC
1/14/2017	Minnesota	52-50	2	24-24	BJC
2/7/2017	Maryland	70-64	6	21-22	BJC
1/25/2018	Ohio State	82-79	3	13-13	A
2/15/2018	Ohio State	79-56	23	8-9	BJC
3/2/2018	Ohio State (BTT)	69-68	1	13-14	N8
11/27/2018	Virginia Tech (B1G/ACC)	63-62	1	13-12	BJC
2/12/2019	Michigan	75-69	6	6-7	BJC
2/27/2019	Maryland	78-61	16	17-20	BJC
12/10/2019	Maryland	76-69	7	4-4	BJC
1/4/2020	Iowa	89-86	3	23-25	N3
1/18/2020	Ohio State	90-76	14	21-19	BJC
2/4/2020	Michigan State	75-70	5	16-14	A
12/8/2020	Virginia Tech (B1G/ACC)	75-55	20	15-15	A
1/30/2021	Wisconsin	81-71	10	14-13	BJC
2/15/2022	Michigan State	62-58	4	19-19	BJC
12/10/2022	Illinois	74-59	15	17-17	A
3/5/2023	Maryland	65-64	1	21-24	BJC
3/11/2023	Indiana	77-73	4	19-17	N5
3/16/2023	Texas A&M	76-59	17	17-17	N9

- N1 – Iowa Fieldhouse, Iowa City, Iowa
- N2 – Gator Bowl Tournament, Jacksonville, Florida
- N3 – The Palestra, Philadelphia, Pennsylvania
- N4 – Carrier Dome, Syracuse, New York
- N5 – United Center, Chicago, Illinois
- N6 – The Superdome, New Orleans, Louisiana
- N7 – Conseco Fieldhouse, Indianapolis, Indiana
- N8 – Madison Square Garden, New York, New York
- N9 – Wells Fargo Arena, Des Moines, Iowa

# OPPONENTS IN ASSOCIATED PRESS TOP 25

## RANKED TEAMS DEFEATED IN THE JORDAN CENTER

RK	TEAM (SCORE)	DATE
4	Maryland (76-69)	12/10/2019
4	Iowa (79-75)	2/17/2016
4	Michigan (84-78)	2/27/2013
5	Purdue (74-63)	2/21/1998
6	Michigan (75-69)	2/12/2019
6	Illinois (98-95, OT)	1/31/2001
8	Ohio State (79-56)	2/15/2018
8	Michigan St. (85-76)	2/2/2008
10	Ohio State (95-85, OT)	2/27/1999
10	Temple (68-64)	12/11/1998
13	Virginia Tech (63-62)	11/27/2018
14	Wisconsin (81-71)	1/30/2021
14	Purdue (67-64)	1/6/2009
16	Illinois (57-55)	1/11/2011
16	Iowa (67-65)	1/28/1998
17	Maryland (78-61)	2/27/2019
17	Wisconsin (56-52)	1/29/2011
18	Michigan St. (66-62)	1/8/2011
18	Indiana (68-64, OT)	3/9/2008
19	Michigan State (62-58)	2/15/2022
19	Purdue (87-77)	1/24/1996
21	Maryland (65-64)	3/5/2023
21	Ohio State (90-76)	1/18/2020
21	Maryland (70-64)	2/7/2017
21	Indiana (68-63)	2/6/2016
22	Ohio State (65-63)	2/27/2014
22	Illinois (54-52)	1/19/2012
23	Illinois (64-63)	3/5/2009
24	Minnesota (52-50)	1/14/2017

## Most Associated Press Poll-ranked teams beaten at BJC in a season: 3; 2011, 2019

Date	Rank	Team	PS Opp
11/27/2018	13	Virginia Tech	63 62
2/12/2019	6	Michigan	75 69
2/27/2019	17	Maryland	78 61
1/8/2011	18	Michigan State	66 62
1/11/2011	16	Illinois	57 55
1/29/2011	17	Wisconsin	56 52

## Most consecutive BJC wins over ranked opponents in single-season: 2; 2011, 2016, 2019 & 2020

Date	Rank	Team	PS Opp
12/10/2019	4	Maryland	76 69
1/18/2020	21	Ohio State	90 76
2/12/2019	6	Michigan	75 69
2/27/2019	27	Maryland	78 61
2/6/2016	21	Wisconsin	68 63
2/17/2016	4	Iowa	79 75
1/8/2011	18	Michigan State	66 62
1/11/2011	16	Illinois	57 55

## Most road wins in a season over AP Top 25 opponents: 2; 2008-09 & 2019-20

## Most wins in a season over AP Top 25 opponents: 4; 2000-01, 2008-09 & 2019-20, 2022-2023

## Most wins in a season over AP Top 20 opponents: 4; 2010-11

## Wins vs. AP-ranked teams: 63

### NO. 1 - 0-14

3/21/1952	vs. Kentucky (NCAA)	54 82 L
12/23/1961	@Ohio State	49 92 L
1/3/1966	@Duke	58 83 L
12/28/1981	North Carolina (OT)	50 56 L
2/16/1988	@Temple	49 50 L
2/9/1993	Indiana (2OT)	84 88 L
1/3/2001	@Michigan State	73 98 L
1/12/2005	@Illinois	64 90 L
2/16/2005	Illinois	63 80 L
3/1/2011	Ohio State	61 82 L
3/13/2011	vs. Ohio State (BTT)	60 71 L
11/19/2016	vs. Duke	68 78 L
1/8/2023	vs. Purdue (at Palestra)	63 76 L
2/1/2023	at Purdue	60 80 L

### NO. 2 - 1-9

3/12/1955	vs. Kentucky (NCAA)	59 84 L
2/15/1958	West Virginia	71 74 L
12/11/1976	@Marquette	49 79 L
12/12/1984	DePaul	61 78 L
3/9/2001	vs. Michigan State (BTT)	65 63 W
2/14/2007	Ohio State	62 64 L
2/21/2007	@Ohio State	60 68 L
1/15/2011	@Ohio State	66 69 L
11/19/2011	vs. Kentucky	47 85 L
1/3/2019	@Michigan	55 68 L

### NO. 3 - 0-5

1/9/1960	West Virginia	73 75 L
2/2/1978	Marquette	60 73 L
1/18/1988	Temple	44 59 L
2/17/2007	@Wisconsin	49 75 L
1/8/2022	Purdue	67 74 L

### NO. 4 - 4-9

11/30/1963	@Duke	69 82 L
11/24/1978	Louisville	58 89 L
2/5/1997	@Minnesota	70 85 L
3/10/2000	vs. Ohio State (BTT)	71 66 W
2/7/2007	Wisconsin	58 71 L
1/25/2012	@Ohio State	54 78 L
2/17/2013	@Michigan	71 79 L
2/27/2013	Michigan	84 78 W
12/31/2014	@Wisconsin	72 89 L
12/30/2015	@Maryland	70 76 L
2/17/2016	Iowa	79 75 W
12/10/2019	Maryland	76 69 W
2/18/21	Ohio State	82 92 L

### NO. 5 - 1-15

3/11/1955	vs. Iowa (NCAA)	53 82 L
1/9/1993	@Indiana	57 105 L
2/17/1993	Michigan	70 80 L
2/21/1998	Purdue	74 63 W
2/12/2000	@Ohio State	75 88 L
2/23/2000	Michigan State	63 79 L
2/24/2001	Michigan State	57 76 L
12/7/2002	Pittsburgh	60 82 L
1/7/2013	Indiana	51 74 L

12/31/2013	Michigan State	63 79 L
2/18/2015	Wisconsin	47 55 L
1/10/2016	Michigan State	65 92 L
2/3/2016	@Iowa	49 73 L
1/31/2018	@Michigan State	68 76 L
3/12/2023	vs. Purdue (BTT)	65 67 L
3/18/2023	vs. Texas (NCAA)	66 71 L

### NO. 6 - 6-10

3/13/1954	Notre Dame (NCAA)	71 63 W
1/5/1965	@Duke	88 121 L
2/16/1972	Virginia	86 74 W
2/9/1987	Temple	70 73 L
3/1/2000	Ohio State	73 79 L
1/31/2001	Illinois	98 95 W
3/18/2001	vs. North Carolina (NCAA)	82 74 W
2/4/2006	@Illinois	66 65 W
3/10/2006	Ohio State	56 63 L
11/15/2012	vs. NC State	55 72 L
3/14/2013	vs. Michigan (BTT)	66 83 L
2/28/2016	Michigan State	57 88 L
2/18/2018	@Purdue	73 76 L
1/13/2019	Michigan State	56 71 L
2/12/2019	Michigan	75 69 W
12/7/2019	@Ohio State	74 106 L

### NO. 7 - 3-6

12/29/1952	Oklahoma A&M	61 68 L
12/5/1964	Syracuse	81 59 W
2/23/1974	Pittsburgh	66 64 W
1/2/1992	@Ohio State	63 73 L
1/27/1994	Purdue	71 68 W
2/11/1995	Michigan State	53 68 L
1/14/2009	Michigan State	73 78 L
3/6/2010	Purdue	60 64 L
1/23/2013	Indiana	49 72 L

### NO. 8 - 3-9

12/19/1953	NC State	74 89 L
3/12/1954	vs. LSU (NCAA)	78 70 W
12/11/1957	@West Virginia	50 84 L
1/3/1962	@Duke	55 95 L
1/11/1978	Syracuse	77 83 L
1/2/1982	@DePaul	60 86 L
12/8/1985	@Oklahoma	63 85 L
3/9/1994	@Michigan	72 81 L
2/2/1999	Michigan State	68 70 L
2/2/2008	Michigan State	85 76 W
2/15/2018	Ohio State	79 56 W
3/3/2018	vs. Purdue (BTT)	70 78 L

### NO. 9 - 1-11

2/10/1956	@Temple	58 77 L
2/21/1961	@West Virginia	68 71 L
12/3/1966	@North Carolina	63 93 L
12/29/1978	NC State	58 80 L
2/2/1995	@Michigan State	62 82 L
1/7/1998	@Purdue	55 77 L
1/6/1999	Purdue	67 70 L
1/20/2008	@Indiana	65 81 L

# OPPONENTS IN ASSOCIATED PRESS TOP 25

2/1/2009	@Michigan State	72	68	W
2/24/2010	Ohio State	67	75	L
2/6/2014	@Michigan State	67	82	L
3/11/2022	vs. Purdue (BTT)	61	69	L

## NO. 10 – 5-12

2/2/1952	@West Virginia	61	60	W
2/27/1952	West Virginia	84	65	W
12/31/1952	Western Kentucky	78	91	L
12/9/1954	@NC State	77	99	L
2/16/1957	West Virginia	80	65	W
2/14/1961	West Virginia	78	80	L
12/26/1967	vs. Boston College	58	87	L
12/16/1978	Syracuse	50	67	L
12/15/1979	Syracuse	72	85	L
12/12/1981	@Indiana	51	80	L
12/1/1998	Temple	65	64	W
2/27/1999	Ohio State	98	85	W
1/8/2000	Indiana	78	85	L
3/5/2008	@Wisconsin	41	77	L
1/31/2010	@Purdue	46	66	L
2/13/2010	Michigan State	54	65	L
2/20/2011	@Wisconsin	66	76	L

## NO. 11 – 0-16

1/8/1959	West Virginia (OT)	81	89	L
12/11/1982	Alabama (3OT)	67	75	L
12/6/1983	Maryland	58	67	L
1/15/1987	@Temple	49	66	L
2/17/1996	@Purdue	49	66	L
1/5/2000	@Michigan State	63	76	L
2/2/2000	@Indiana	77	87	L
1/20/2001	@Illinois	60	92	L
12/11/2004	Pittsburgh	71	84	L
1/28/2006	Michigan State	60	69	L
3/4/2010	@Michigan State	65	67	L
1/5/2011	Purdue	68	83	L
1/22/2012	@Indiana	54	73	L
2/8/2012	Michigan State	57	77	L
2/21/2021	@Iowa	68	74	L
2/5/2022	@Wisconsin	49	51	L

## NO. 12 – 0-8

3/19/1954	La Salle (NCAA)	54	69	L
1/8/1958	@Temple	45	64	L
12/27/1972	vs. Florida State	60	70	L
12/16/1977	@Syracuse	45	81	L
2/20/1982	Memphis State	46	52	L
12/17/1988	Florida State	71	78	L
1/8/2012	Indiana	82	88	L
2/16/2019	@Purdue	64	76	L

## NO. 13 – 4-6

12/12/1956	@West Virginia	66	81	L
1/16/1978	@Virginia	58	83	L
2/8/1997	@Michigan	64	81	L
2/3/2010	@Ohio State	62	75	L
3/11/2011	vs. Wisconsin (BTT)	36	33	W

3/4/2012	Michigan	65	71	L
1/25/2018	@Ohio State	82	79	W
3/2/2018	vs. Ohio State (BTT)	69	68	W
11/27/2018	Virginia Tech	63	62	W
1/27/2021	@Ohio State	79	83	L

## NO. 14 – 3-10

1/10/1952	Syracuse	61	57	W
12/11/1977	vs. Maryland	80	89	L
12/19/1981	@Alabama	74	88	L
1/8/1994	@Indiana	72	80	L
2/5/1994	Indiana	66	76	L
2/26/1994	@Purdue	66	71	L
3/5/2005	@Michigan State	64	90	L
1/6/2009	Purdue	67	64	W
1/19/2011	@Purdue	62	63	L
1/26/2013	Ohio State	51	65	L
3/2/2014	Wisconsin	71	66	L
2/21/2017	Purdue (OT)	70	74	L
1/30/2021	Wisconsin	81	71	W

## NO. 15 – 2-9

2/11/1989	@West Virginia	67	100	L
3/1/1989	West Virginia	61	71	L
3/6/1989	vs. West Virginia (A10)	86	64	W
1/6/1994	Wisconsin	56	71	L
2/13/1999	@Wisconsin	63	73	L
1/27/2001	@Wisconsin	58	63	L
1/8/2003	@Indiana	65	78	L
2/19/2012	@Wisconsin	55	65	L
3/8/2012	vs. Indiana (BTT)	58	75	L
1/24/2017	@Wisconsin	55	82	L
12/8/2020	@Virginia Tech (BIG/ACC)	75	55	W

## NO. 16 – 6-9

1/27/1974	@Pittsburgh	61	83	L
12/27/1974	Memphis (Gator Bowl)	61	54	W
3/15/1991	UCLA (NCAA)	74	69	W
2/3/1996	@Iowa (OT)	95	87	W
1/28/1997	Michigan	59	67	L
1/28/1998	Iowa	67	65	W
1/9/1999	@Minnesota	60	75	L
1/27/1999	@Iowa	74	84	L
2/20/2002	@Illinois	56	83	L
1/11/2011	Illinois	57	55	W
2/15/2014	Iowa	70	82	L
11/21/2017	vs. Texas A&M	87	98	L
2/4/2020	@Michigan State	75	70	W
3/3/2020	Michigan State	71	79	L
1/16/2022	@Ohio State	56	61	L

## NO. 17 – 5-8

12/27/1968	La Salle	55	70	L
1/16/1993	Purdue	54	61	L
1/13/1999	Wisconsin	58	61	L
2/20/1999	@Purdue	78	70	W
11/24/2001	@Boston College	65	88	L
1/15/2008	Wisconsin	55	80	L

1/29/2011	Wisconsin	56	52	W
2/4/2015	@Maryland	58	64	L
2/21/2018	Michigan	63	72	L
1/31/2019	Purdue	90	99	Lot
2/27/2019	Maryland	78	61	W
12/10/2023	@Illinois	74	59	W
3/16/2023	vs. Texas A&M (NCAA)	76	59	W

## NO. 18 – 4-15

12/19/1973	Syracuse	55	59	L
3/1/1984	Temple	66	69	L
12/1/1987	Oklahoma	59	93	L
2/22/1993	Iowa	58	74	L
2/24/1993	@Iowa	38	58	L
3/11/1993	@Purdue	49	57	L
1/15/1994	Minnesota	78	67	W
1/3/1998	@Michigan	75	92	L
1/25/2003	Illinois	63	75	L
1/29/2005	Wisconsin	50	76	L
1/5/2006	@Ohio State	69	104	L
3/9/2008	Indiana (OT)	68	64	W
2/18/2009	@Illinois	38	33	W
1/24/2010	@Wisconsin (OT)	71	79	L
1/8/2011	Michigan State	66	62	W
12/29/2011	@Michigan	53	71	L
1/16/2013	Michigan State	72	81	L
2/29/2020	@Iowa	68	77	L
12/23/2020	Illinois	81	98	L

## NO. 19 – 3-10

12/7/1978	vs. Maryland	61	69	L
2/7/1979	@Temple	43	54	L
1/24/1996	Purdue	87	77	W
12/22/1999	@Temple	51	66	L
1/21/2006	Ohio State	64	75	L
2/20/2008	@Michigan State	49	86	L
1/31/2012	Wisconsin	46	52	L
2/14/2015	Maryland	73	76	L
1/2/2019	Wisconsin	57	61	L
2/2/2021	@Wisconsin	56	72	L
12/11/2021	@Michigan State	64	80	L
2/15/2022	Michigan State	62	58	W
3/11/2023	vs. Indiana (BTT)	77	73	W

## NO. 20 – 0-10

12/26/1975	Minnesota	70	86	L
12/13/1976	Syracuse	63	101	L
1/10/1979	Syracuse	70	85	L
12/26/1979	Brigham Young	50	58	L
2/16/1994	@Minnesota	66	94	L
1/21/1996	@Michigan	66	67	L
1/31/1999	Indiana (2ot)	95	98	L
1/5/2005	Michigan State	58	84	L
2/11/2009	@Purdue	47	61	L
3/3/2022	@Illinois	55	60	L

# OPPONENTS IN ASSOCIATED PRESS TOP 25

## NO. 21 – 4-8

12/28/1989	Arizona	55	74	L
2/9/1994	@Wisconsin	64	77	L
1/26/1997	Indiana	55	70	L
2/25/1998	Michigan	61	77	L
2/27/2000	@Purdue	71	88	L
2/1/2006	Michigan	65	71	L
11/28/2006	@Georgia Tech	73	77	L
2/6/2016	Indiana	68	63	W
2/7/2017	Maryland	70	64	W
1/21/2017	@Purdue	52	77	L
1/18/2020	Ohio State	90	76	W
3/5/2023	Maryland	65	64	W

## NO. 22 – 3-6

11/25/2000	@Kentucky	73	68	W
12/6/2003	@Pittsburgh	37	64	L
2/25/2004	@Wisconsin	45	68	L
1/11/2009	@Minnesota	59	79	L
1/19/2012	Illinois	54	52	W
3/10/2013	Wisconsin	60	63	L
2/27/2014	Ohio State	65	63	W
1/6/2019	Wisconsin	52	71	L
1/19/2021	at Illinois	65	79	L

## NO. 23 – 3-6

12/9/1989	Temple	61	59	W
1/25/2006	@Wisconsin	43	72	L
3/1/2006	@Iowa	38	65	L
3/5/2009	Illinois	64	63	W
1/3/2010	Wisconsin	46	63	L
2/11/2015	@Ohio State	55	75	L
3/4/2015	Ohio State	67	77	L
1/16/2019	Iowa	82	89	L
1/4/2020	vs. Iowa (Palestra)	89	86	W

## NO. 24 – 2-8

11/26/1993	@Vanderbilt	60	83	L
2/25/1997	Illinois	65	87	L
2/5/2008	@Purdue	53	67	L
3/13/2009	vs. Purdue (BIT)	79	65	L
3/17/2011	vs. Temple (NCAA)	64	66	L
1/29/2014	@Ohio State (OT)	71	70	W
1/13/2016	@Purdue	74	57	L
11/20/2016	vs. Cincinnati	50	71	L
1/14/2017	Minnesota	52	50	W
12/1/2018	@Maryland	59	66	L

## NO. 25 – 0-3

2/15/1995	@Purdue	51	71	L
1/11/1997	@Illinois	70	85	L
3/11/2000	vs. Illinois (BIT)	84	94	L

# PENN STATE IN AP TOP 25

## RECORD WHEN NITTANY LIONS ARE RANKED

Penn State record when ranked in the Associated Press Poll: 25-18

NO. 9 – 0-4			
2/14/1996	@Indiana	54	72 L
2/17/1996	@Purdue	49	66 L
2/18/2020	Illinois	56	62 L
2/23/2020	@Indiana	60	68 L

No. 10 – 3-1			
1/31/1996	@Michigan State	58	61 L
2/3/1996	Iowa (OT)	95	87 W
2/8/1996	Illinois	61	58 W
2/10/1996	Michigan State	54	50 W

No. 12 – 1-1			
2/28/1996	Northwestern	78	62 W
3/2/1996	@Minnesota	60	65 L

No. 13 – 2-3			
2/20/1952	@Pennsylvania	52	54 L
2/22/1952	@Colgate (OT)	63	65 L
2/23/1952	@Syracuse (OT)	72	76 L
2/11/2020	@Purdue	88	76 W
2/15/2020	Northwestern	77	61 W

No. 14 – 5-1			
2/6/1952	Rutgers	66	52 W
2/9/1952	Georgetown	83	55 W
1/21/1996	Michigan	66	67 L
1/24/1996	Purdue	87	77 W
1/27/1996	Indiana	82	68 W
2/22/1996	Michigan	67	57 W

No. 16 – 2-2			
3/6/1996	@Wisconsin	52	54 L
3/9/1996	Ohio State	86	70 W
2/26/2020	Rutgers	65	64 W
2/29/2020	@18 Iowa	68	77 L

No. 17 – 2-0			
2/15/1952	@Rhode Island	72	66 W
2/16/1952	@Army	85	73 W

No. 18 – 0-1			
3/14/1996	vs. Arkansas (NCAA)	80	86 L

No. 19 – 1-1			
12/9/1954	@10 NC State	77	99 L
12/11/1954	Carnegie Tech	91	75 W

No. 20 – 3-4			
1/11/1996	Minnesota	76	51 W
1/13/1996	@Northwestern (OT)	83	74 W
12/29/2019	Cornell	90	59 W
1/7/2020	@Rutgers	61	72 L
1/11/2020	Wisconsin	49	58 L
3/3/2020	16 Michigan State	71	79 L
3/7/2020	@Northwestern	69	80 L

No. 21 – 1-0			
1/4/2020	vs. 23 Iowa (Palestra)	89	86 W

No. 22 – 2-0			
2/4/2020	@16 Michigan State	75	70 W
2/8/2020	Minnesota	83	77 W

No. 23 – 1-0			
12/20/2019	Central Conn. St.	87	58 W

No. 24 – 2-0			
1/29/2020	Indiana	64	49 W
2/1/2020	@Nebraska	76	64 W

## RECORD WHEN BOTH TEAMS ARE RANKED

Penn State record when both teams are ranked in the Associated Press poll: 4-4

<b>12/9/1954</b>	19 PSU at 10 NC State	77	99 L
<b>1/21/1996</b>	14 PSU at 20 Michigan	66	67 L
<b>1/24/1996</b>	14 PSU vs. 19 Purdue	87	77 W
<b>2/3/1996</b>	10 PSU at 19 Iowa (OT)	95	87 W
<b>1/4/2020</b>	21 PSU vs. 23 Iowa (Palestra)	89	86 W
<b>2/4/2020</b>	22 PSU at 16 Michigan State	75	70 W
<b>2/29/2020</b>	16 PSU at 18 Iowa	68	77 L
<b>3/3/2020</b>	20 PSU vs. 16 Michigan State	71	79 L

## PENN STATE'S RANKING HISTORY

1951-52		
Date	AP	
2/4/1952.....	14	
2/11/1952.....	17	
2/18/1952.....	13	

1953-54		
Date	AP	
3/22/1954.....	9	

1954-55		
Date	AP	
12/6/1954.....	19	

1995-96		
Date	AP	
1/8/1996.....	20	
1/15/1996.....	14	
1/22/1996.....	14	
1/29/1996.....	10	
2/5/1996.....	10	
2/12/1996.....	9	
2/19/1996.....	14	
2/26/1996.....	12	
3/4/1996.....	16	
3/11/1996...18 (final)		

2000-01		
Date	AP	Coaches' Poll
4/4/2001.....	25	(final)

2019-20		
Date	AP	Coaches' Poll
12/16/2019.....	23	24
12/23/2019.....	20	21
12/30/2019.....	21	21
1/6/2020.....	20	20
1/27/2020.....	24	23
2/3/2020.....	22	20
2/10/2020.....	13	13
2/17/2020.....	9	9
2/24/2020.....	16	14
3/2/2020.....	20	20

# ANNUAL RECORD VS. AP TOP 25 OPPONENTS

Year	Total Games	Overall	Top 20	Top 10	Top 5	#1
1951-52	4	3-1	3-1	2-1	0-1	0-1
1952-53	2	0-2	0-2	0-2	0-0	0-0
1953-54	4	2-2	2-2	2-1	0-0	0-0
1954-55	3	0-3	0-3	0-3	0-2	0-0
1955-56	1	0-1	0-1	0-1	0-0	0-0
1956-57	2	1-1	1-1	1-0	0-0	0-0
1957-58	3	0-3	0-3	0-2	0-1	0-0
1958-59	1	0-1	0-1	0-0	0-0	0-0
1959-60	1	0-1	0-1	0-1	0-1	0-0
1960-61	2	0-2	0-2	0-2	0-0	0-0
1961-62	2	0-2	0-2	0-2	0-1	0-1
1962-63	0	0-0	0-0	0-0	0-0	0-0
1963-64	1	0-1	0-1	0-1	0-1	0-0
1964-65	2	1-1	1-1	1-1	0-0	0-0
1965-66	1	0-1	0-1	0-1	0-1	0-1
1966-67	1	0-1	0-1	0-1	0-0	0-0
1967-68	1	0-1	0-1	0-1	0-0	0-0
1968-69	1	0-1	0-1	0-0	0-0	0-0
1969-70	0	0-0	0-0	0-0	0-0	0-0
1970-71	0	0-0	0-0	0-0	0-0	0-0
1971-72	1	1-0	1-0	1-0	0-0	0-0
1972-73	1	0-1	0-1	0-0	0-0	0-0
1973-74	3	1-2	1-2	1-0	0-0	0-0
1974-75	1	1-0	1-0	0-0	0-0	0-0
1975-76	1	0-1	0-1	0-0	0-0	0-0
1976-77	2	0-2	0-2	0-1	0-1	0-0
1977-78	5	0-5	0-5	0-2	0-1	0-0
1978-79	6	0-6	0-6	0-3	0-1	0-0
1979-80	2	0-2	0-2	0-1	0-0	0-0
1980-81	0	0-0	0-0	0-0	0-0	0-0
1981-82	5	0-5	0-5	0-3	0-1	0-1
1982-83	1	0-1	0-1	0-0	0-0	0-0
1983-84	2	0-2	0-2	0-0	0-0	0-0
1984-85	1	0-1	0-1	0-1	0-1	0-0
1985-86	1	0-1	0-1	0-1	0-0	0-0
1986-87	2	0-2	0-2	0-1	0-0	0-0
1987-88	3	0-3	0-3	0-2	0-2	0-1
1988-89	4	1-3	1-3	0-0	0-0	0-0
1989-90	2	1-1	0-0	0-0	0-0	0-0
1990-91	1	1-0	1-0	0-0	0-0	0-0
1991-92	1	0-1	0-1	0-1	0-0	0-0

Year	Total Games	Overall	Top 20	Top 10	Top 5	#1
1992-93	7	0-7	0-7	0-3	0-3	0-1
1993-94	10	2-8	2-6	1-1	0-0	0-0
1994-95	3	0-3	0-2	0-2	0-0	0-0
1995-96	4	2-2	2-2	0-0	0-0	0-0
1996-97	6	0-6	0-3	0-1	0-1	0-0
1997-98	5	2-3	2-2	1-1	1-0	0-0
1998-99	10	3-7	3-7	2-2	0-0	0-0
1999-2000	10	1-9	1-7	1-4	1-2	0-0
2000-01	8	4-4	3-4	3-2	1-2	0-1
2001-02	2	0-2	0-2	0-0	0-0	0-0
2002-03	3	0-3	0-3	0-1	0-1	0-0
2003-04	2	0-2	0-0	0-0	0-0	0-0
2004-05	6	0-6	0-6	0-2	0-2	0-2
2005-06	8	1-7	1-4	1-1	0-0	0-0
2006-07	5	0-5	0-4	0-4	0-4	0-0
2007-08	7	2-5	2-4	1-2	0-0	0-0
2008-09	8	4-4	3-2	1-1	0-0	0-0
2009-10	8	0-8	0-7	0-4	0-0	0-0
2010-11	11	4-7	4-6	0-4	0-3	0-2
2011-12	11	1-10	0-10	0-2	0-2	0-0
2012-13	9	1-8	1-7	1-5	1-2	0-0
2013-14	6	2-4	0-4	0-2	0-1	0-0
2014-15	6	0-6	0-4	0-2	0-2	0-0
2015-16	7	2-5	1-4	1-4	1-3	0-0
2016-17	7	2-5	0-3	0-1	0-1	0-1
2017-18	8	3-5	3-5	1-3	0-1	0-0
2018-19	11	3-8	3-5	1-2	0-1	0-0
2019-20	7	4-3	2-3	1-1	1-0	0-0
2020-21	8	2-6	2-5	0-1	0-1	0-0
2021-22	7	1-6	1-6	0-2	0-1	0-0
2022-23	8	4-4	3-4	0-3	0-3	0-2
<b>Totals</b>	<b>287</b>	<b>63-232</b>	<b>51-201</b>	<b>24-99</b>	<b>6-51</b>	<b>0-14</b>

# WIN / LOSS MARGINS

## WINNING MARGINS

### ALL GAMES

+74	Susquehanna (86-12), 1/25/1919
+61	Juniata (62-1), 12/13/1906
+59	Lebanon Valley (69-10), 1/31/1920
+58	Ithaca (105-47), 1/17/1953
+57	Susquehanna (75-18), 1/16/1926
+56	Comp. B, 5th Regiment (58-2), 3/1/1902
+54	Geo. Washington (60-6), 2/13/1920
+53	Canisius (93-40), 11/16/2007
+51	Morgan State (102-51), 1/11/1992
+51	Juniata (83-32), 11/27/1987
+51	Bethany (64-13), 1/20/1923
+51	Altoona Ath. Assoc. (59-8), 3/11/1904
+51	Lock Haven (51-0), 1/16/1903
+49	Bucknell (94-45), 1/5/1955
+49	Bloomsburg (53-4), 1/31/1902
+48	at Lehigh (93-45), 12/2/1975
+48	Juniata (61-13), 12/13/1923
+48	Juniata (57-9), 12/15/1905
+48	Lock Haven (94-46), 12/3/2004
+47	Gardner-Webb (104-57), 12/19/2009
+47	Bucknell (64-17), 3/7/1925
+47	Bloomsburg (56-9), 2/13/1901
+46	MIT (60-14), 2/12/1915
+46	Franklin & Marshall (49-3), 2/6/1909
+45	Coppin State (88-43), 12/30/2017
+45	Susquehanna (58-13), 1/5/1924
+45	Carnegie Tech (62-17), 2/2/1921
+44	at Dickinson (89-45), 1/17/1952
+44	Mexico (62-18), 2/25/1941
+44	Dickinson (62-18), 1/17/1920
+43	Lehigh (93-50), 12/6/1997
+43	Carnegie Tech (76-33), 3/1/1944
+43	Geo. Washington (47-4), 2/18/1908
+43	Wyoming Sem. (66-23), 1/11/1907
+42	Indiana (Pa.) (99-57), 12/2/1979
+42	Lock Haven (44-2), 2/2/1901
+41	Morgan State (96-55), 12/21/2016
+41	Loyola (Md.) (88-47), 1/26/1981
+41	Lehigh (78-37), 2/5/1955
+41	Susquehanna (53-12), 12/13/1944
+41	Albright (50-9), 2/3/1911
+40	Indiana (Pa.) (86-46), 12/1/1982
+40	Pittsburgh (84-44), 1/14/1967
+40	Bucknell (95-55), 1/12/1966
+40	Bucknell (53-13), 2/24/1910
+40	Pittston YMCA (53-13), 2/14/1902

### BIG TEN GAMES

+38	Northwestern (83-45), 1/22/1998
+33	at Northwestern (82-49), 1/13/2000
+32	at Northwestern (59-32), 3/6/2014
+30	at Northwestern (89-59), 2/22/1995
+29	Wisconsin (79-50), 1/7/1996
+28	Northwestern (79-51), 1/21/1995
+26	Northwestern (83-57), 1/3/2007
+24	Nebraska (95-71), 2/19/2019
+23 §	#8 Ohio State (79-56), 2/15/2018
+22	Michigan (83-61), 1/29/2023
+21	Minnesota (67-46), 2/17/2022
+21	Purdue (92-71), 2/17/2001
+20	Purdue (65-45), 1/5/2012
+20	Purdue (74-54), 1/18/2006
+20	at Minnesota (82-62), 2/14/2002

## LOSING MARGINS

### ALL GAMES

-53	at Navy (50-103), 12/4/1985
-50	at Duke (43-93), 1/3/1970
-48	at #5 Indiana (57-105), 1/9/1993
-45	at Villanova (53-98), 2/2/1980
-43	at Illinois (37-80), 1/21/2004
-43	at #1 Ohio St. (49-92), 12/23/1961
-40	at Temple (36-76), 1/23/1986
-40	at #10 Duke (55-95), 1/3/1962
-39	at Princeton (38-77), 1/13/1970
-38	vs. #2 Kentucky (85-47), 11/19/2011
-38	at #20 Syracuse (63-101), 12/13/1976
-37	at #8 Michigan St. (49-86), 2/20/2008
-37	at #11 Pittsburgh (91-54), 12/10/2005
-36	at #10 Wisconsin (41-77), 3/5/2008
-36	at #12 Syracuse (45-81), 12/16/1977
-36	Oregon (40-76), 12/6/1974
-36	at #2 NC State (42-78), 12/3/1955
-35	at #18 Ohio State (104-69), 1/5/2006
-35	at Purdue (57-92), 3/2/2002

### BIG TEN GAMES

-48	at #5 Indiana (57-105), 1/9/1993
-43	at Illinois (37-80), 1/21/2004
-37	at #19 Michigan St. (86-49), 2/20/2008
-36	at #10 Wisconsin (77-41), 3/5/2008
-35	at #18 Ohio State (104-69), 1/5/2006
-35	at Purdue (57-92), 3/2/2002
-34	at Michigan St. (36-70), 1/22/2003
-34	Indiana (51-85), 1/23/2002
-32	at #6 Ohio State (106-74), 12/7/2019
-32	at #11 Illinois (60-92), 1/20/2001
-31	at #6 Michigan St. (57-88), 2/28/2016
-31	at Indiana (63-94), 3/3/2007
-31	at Wisconsin (55-86), 2/1/2003

§ Denotes Penn State record for largest margin of victory over a ranked team.



# 100-POINT GAMES

## 100-POINT GAMES

### PENN STATE

*last at Indiana (3ot) 2/1/2017 (102)*

PSU Opp	Opp. Pts.	Date
129 VMI	111	12/30/2006
110 Colgate	75	12/15/1954
109 Muhlenberg	78	12/12/1977
108 West Virginia	81	2/16/1966
108 Lock Haven	74	12/8/1984
107 Syracuse	85	1/12/1955
107 Massachusetts	79	1/5/1989
106 Rutgers	69	12/18/1954
105 Siena	103	3/20/2000
105 Ithaca	47	1/17/1953
104 Gardner-Webb	57	12/19/2009
104 at Colgate	75	1/18/1964
104 Navy	83	2/5/1983
103 Syracuse	95	2/4/1970
102 at Indiana(3ot)	110	2/1/2017
102 Rutgers	78	12/14/1955
102 West Virginia	99	1/21/1967
102 Morgan State	51	1/11/1992
101 Ursinus	68	11/28/1980
100 Wagner	91	12/18/2000
100 at Rutgers	99	2/21/1987

### BY MOST RECENT DATE ORDER

102 at Indiana(3ot)	110	2/1/2017
104 Gardner-Webb	57	12/19/2009
129 VMI	111	12/30/2006
100 Wagner	91	12/18/2000
105 Siena	103	3/20/2000
102 Morgan State	51	1/11/1992
107 Massachusetts	79	1/5/1989
100 at Rutgers	99	2/21/1987
108 Lock Haven	74	12/8/1984
104 Navy	83	2/5/1983
101 Ursinus	68	11/28/1980
109 Muhlenberg	78	12/12/1977
103 Syracuse	95	2/4/1970
102 West Virginia	99	1/21/1967
108 West Virginia	81	2/16/1966
104 at Colgate	75	1/18/1964
102 Rutgers	78	12/14/1955
107 Syracuse	85	1/12/1955
106 Rutgers	69	12/18/1954
110 Colgate	75	12/15/1954
105 Ithaca	47	1/17/1953

### OPPONENTS

*last at Ohio State, 12/7/2019 (106)*

Pts.	Opp.	PSU Pts.	Date
121	at Duke	88	1/5/1965
112	at Cleveland St.	82	12/1/1984
111	VMI	129	12/30/2006
110	at Indiana(3ot)	102	2/1/2017
106	at Ohio State	106	12/7/2019
106	vs. Charlotte	97	11/20/2014
105	at Indiana	57	1/9/1993
104	at Ohio State	69	1/5/2006
104	at West Virginia	74	12/12/1959
103	Siena	105	3/20/2000
103	at Syracuse	79	12/16/1965
103	at West Virginia	87	2/18/1976
103	at Navy	50	12/4/1985
102	at Rutgers	92	2/23/1984
101	at Clemson	94	11/29/2023
101	at West Virginia	87	2/24/1971
101	at Syracuse	63	12/13/1976
101	at West Virginia	84	2/16/1983
100	Pittsburgh	90	2/3/1956
100	Syracuse	93	2/11/1976
100	at Navy	69	2/6/1984
100	at West Virginia	67	2/11/1989

### BY MOST RECENT DATE ORDER

101	at Clemson	94	11/29/2023
106	at Ohio State	106	12/7/2019
110	at Indiana(3ot)	102	2/1/2017
106	vs. Charlotte	97	11/20/2014
111	VMI	129	12/30/2006
104	at Ohio State	69	1/5/2006
103	Siena	105	3/20/2000
105	at Indiana	57	1/9/1993
100	at West Virginia	67	2/11/1989
103	at Navy	50	12/4/1985
112	at Cleveland St.	82	12/1/1984
102	at Rutgers	92	2/23/1984
100	at Navy	69	2/6/1984
101	at West Virginia	84	2/16/1983
101	at Syracuse	63	12/13/1976
103	at West Virginia	87	2/18/1976
100	Syracuse	93	2/11/1976
101	at West Va.	87	2/24/1971
103	at Syracuse	79	12/16/1965
121	at Duke	88	1/5/1965
104	at West Virginia	74	12/12/1959
100	Pittsburgh	90	2/3/1956

## 30-POINT GAMES

### PENN STATE

*19 total, last at Northwestern, 2/21/2015*

Pts.	Opp.	Opp Pts.	Date
33	at Navy	52	2/9/1974
34	Villanova	36	2/4/1979
36	at Michigan St.	70	1/22/2003
36	at Temple	76	1/23/1986
36	vs. Wisconsin	33	3/11/2011
37	at Pittsburgh	64	12/6/2003
37	at Illinois	80	1/21/2004
37	at Penn	62	11/23/2002
37	at Army	46	2/22/1964
38	at Princeton	77	1/13/1970
38	at Colgate	37	12/22/1979
38	at Iowa	58	2/24/1993
38	at Iowa	65	3/1/2006
38	at Illinois	33	2/5/2009
39	at Army	59	2/5/1966
39	at Temple	43	1/6/1981
39	at Northwestern	54	2/19/2005
39	Maryland	62	12/1/2010
39	Northwestern	60	2/21/2015

### OPPONENTS

*15 total; last vs. Northwestern, 3/6/2014*

Pts.	Opp.	PSU Pts.	Date
26	Juniata	64	11/25/1989
32	Northwestern	59	3/6/2014
32	Juniata	83	11/27/1987
33	vs. Wisconsin	36	3/11/2011
33	Illinois	38	2/5/2009
36	Army	49	2/17/1962
36	Carnegie Tech	69	1/9/1965
36	Villanova	34	2/4/1979
36	Massachusetts	50	2/20/1980
37	Colgate	38	12/22/1979
37	SW Texas State	62	12/22/1989
38	Princeton	61	12/12/2007
38	Johns Hopkins	64	1/21/1980
39	Denver	60	12/15/2007
39	Gettysburg	53	12/15/1964

# COMEBACK VICTORIES IN BIG TEN ERA

List of games in the Big Ten era when Penn State trailed at halftime and came back to win the game.

Date	Site	Team	Half Score	Margin	Final
12/5/1992	H-RH	Mt. St. Mary's	30-27	-3	60-55
12/28/1992	A	Toledo	36-29	-7	69-60
3/3/1993	A	Wisconsin	28-20	-8	62-58
11/29/1993	H-RH	Vermont	43-33	-10	80-72
2/23/1994	RH	Iowa	40-36	-4	89-80
3/2/1994	H-RH	Northwestern	30-24	-6	73-71
3/15/1995	H-RH	Miami (Fla.) (NIT) ^	33-20	-13	62-56
3/23/1995	A	Iowa (NIT)	34-31	-3	67-64
12/30/1995	N	Bradley	32-31	-1	75-72
2/3/1996	A	Iowa	42-37	-5	95-87 (on)
2/22/1996	H	Michigan	34-28	-6	67-57
11/23/1996	H	Mt. St. Mary's	24-20	-4	64-57
12/7/1996	H	Tennessee	16-14	-2	42-41 (on)
1/22/1997	A	Northwestern	39-36	-3	71-69
11/24/1997	A	Loyola (Md.)	45-39	-6	90-82
12/20/1997	H	Bucknell	35-27	-8	91-75
1/10/1998	H	Minnesota	40-30	-10	75-68
1/16/1998	H	Ohio State	42-27	§ -15	90-81
2/28/1998	A	Ohio State	39-36	-3	89-85
12/21/1998	H	Bucknell	26-20	-6	62-58
2/27/1999	H	10 Ohio State	39-38	-1	98-85
11/25/2000	A	22 Kentucky	39-37	-2	73-68
1/10/2001	A	Ohio State	40-37	-3	78-75
1/13/2001	H	Northwestern	38-30	-8	73-66
1/31/2001	H	6 Illinois	48-44	-4	98-95 (on)
3/8/2001	N	Michigan (BTT)	42-37	-5	82-80
3/18/2001	N	6 North Carolina	40-39	-1	82-74
11/21/2001	H	Lafayette	41-27	-4	75-66
12/14/2002	H	Northeastern	33-29	-4	79-67
1/4/2003	H	Buffalo	38-29	-9	68-60
3/8/2003	H	Indiana	35-32	-3	74-66
12/20/2003	H	St. Francis (N.Y.)	36-32	-4	68-64
1/3/2004	H	Bucknell	26-25	-1	58-46
1/7/2004	H	Minnesota	45-38	-7	75-72
11/27/2004	H	Sacred Heart	30-29	-1	69-61
1/22/2005	H	Northwestern	28-27	-1	65-62
11/19/2005	H	Cornell	29-27	-2	66-54
12/7/2005	H	UMKC	28-26	-2	75-71
1/11/2006	A	Northwestern	34-40	-4	65-61
2/4/2006	A	6 Illinois	39-25	-14	66-65
2/15/2006	H	Indiana	35-31	-4	71-68
12/13/2006	H	Long Island	29-28	# -1	66-45
12/8/2007	H	Seton Hall	52-42	-10	89-86 (on)
1/2/2008	A	Northwestern	35-34	-1	79-68
12/31/2008	H	Northwestern	25-21	-4	61-57
1/24/2009	H	Iowa	29-22	-7	63-59
3/5/2009	H	23 Illinois	34-32	-2	64-63
2/2/2009	N	Baylor (NIT)	29-25	-4	69-63
11/30/2009	A	Virginia	27-21	-6	69-67
11/12/2010	H	Lehigh	27-21	-6	70-68
12/4/2010	H	Duquesne	33-30	-3	77-73
1/8/2011	H	18 Michigan State	36-31	-5	66-62
1/29/2011	H	17 Wisconsin	29-20	-9	56-52
11/30/2011	A	Boston College	29-26	-3	62-54
12/21/2011	H	Cornell	31-30	-1	74-67
11/16/2012	N	Providence	16-14	-2	55-52 (on)

Date	Site	Team	Half Score	Margin	Final
2/27/2013	H	4 Michigan	39-36	-3	84-78
11/23/2013	H	Bucknell	22-16	-6	60-57
11/19/2013	H	La Salle	42-40	-2	79-72
12/22/2013	H	Mt. St. Mary's	46-37	-9	92-82
1/23/2014	H	Nebraska	29-22	-7	58-54
1/29/2014	A	Ohio State	35-31	-4	71-70
2/12/2014	A	Indiana	36-30	-6	66-65
2/27/2014	H	Ohio State	28-26	-2	65-63
11/21/2014	N	Cornell	37-28	-9	72-71
11/25/2014	H	Akron	45-32	-13	78-72
12/2/2015	A	Boston College	30-29	-1	67-58
12/19/2015	A	Drexel	27-34	-7	63-57
1/2/2016	H	Minnesota	36-32	-4	86-77
2/6/2016	H	Indiana	34-33	-1	68-63
11/26/2016	A	George Washington	23-32	-9	74-68
1/14/2017	H	Minnesota	22-32	-10	52-50
11/15/2017	H	Montana	29-24	-5	70-57
3/14/2018	H	Temple (NIT)	29-24	-5	63-57
3/20/2018	A	Marquette (NIT)	46-44	-2	85-80
11/27/2018	H	13 Virginia Tech	37-35	-2	63-62
12/15/2018	A	Duquesne	39-32	-7	73-67
3/10/2019	H	Illinois	32-31	-1	72-56
11/23/2019	H	Yale	31-21	-10	58-56
12/14/2019	H	Alabama	40-34	-6	73-71
1/30/2021	H	14 Wisconsin	34-31	-3	81-71
3/7/2021	A	Maryland	33-23	-10	66-61
3/10/2021	N	Nebraska (BTT)	37-23	-14	72-66
1/5/2022	A	Northwestern	34-29	-5	74-70
1/31/2022	H	Iowa	34-32	-2	90-86 (on)
2/25/2022	H	Northwestern	28-22	-6	67-60
3/9/2022	N	Minnesota (BTT)	28-24	-4	60-51
3/10/22	N	Ohio State (BTT)	24-33	-9	71-68
3/1/23	A	Northwestern	24-28	-4	68-65 (on)
3/5/23	H	Maryland	22-35	-13	65-64
3/10/23	N	Northwestern (BTT)	25-26	-1	67-65

§ – largest halftime deficit Penn State overcame to gain a victory

# – largest margin of victory after trailing at halftime

^ Penn State trailed 48-28 with 14:07 left.

Numerals in front of opponent indicates opponent's Associated Press poll ranking as of the date of the game.

**Sites:** H-RH indicates Rec Hall at University Park.  
H indicates Bryce Jordan Center.

# RECORDS VS. CONFERENCES

## ► AMERICA EAST (22-3)

Albany	0-1
Binghamton	1-0
Hartford	3-0
Maine	1-1
UMBC	4-0
UMass - Lowell	--
New Hampshire	4-0
NJIT	1-0
Stony Brook	0-1
Vermont	8-0

## ► AMERICAN ATHLETIC (44-71)

UCF	0-1
Cincinnati	1-1
East Carolina	3-0
Houston	1-0
Memphis	2-3
South Florida	2-3
SMU	2-1
Temple	33-60
Tulane	0-2
Tulsa	--
Wichita State	--

## ► ATLANTIC 10 (120-81)

Davidson	1-0
Dayton	1-0
Duquesne	29-20
Fordham	3-2
George Mason	7-1
George Washington	22-12
La Salle	2-3
Massachusetts	13-11
Rhode Island	12-11
Richmond	5-0
St. Bonaventure	10-11
Saint Joseph's	14-10
Saint Louis	--
VCU	1-0

## ► ACC (153-196)

Boston College	7-7
Clemson	1-4
Duke	1-9
Florida State	1-3
Georgia Tech	3-1
Louisville	0-1
Miami (Fla.)	3-1
North Carolina	1-4
NC State	3-18
Notre Dame	4-1
Pittsburgh	76-72
Syracuse	44-62

Virginia	3-5
Virginia Tech	4-7
Wake Forest	2-1

## ► ATLANTIC SUN (2-0)

Bellarmine	--
Florida Gulf Coast	--
Jacksonville	1-0
Kennesaw State	--
Liberty	--
Lipscomb	--
North Alabama	--
North Florida	1-0
Stetson	--

## ► BIG 12 (59-73)

Baylor	1-1
Iowa State	1-0
Kansas	1-0
Kansas State	1-1
Oklahoma	0-2
Oklahoma State	0-1
TCU	1-0
Texas	0-1
Texas Tech	1-1
West Virginia	53-66

## ► BIG EAST (40-43)

Butler	2-2
Connecticut	--
Creighton	1-0
DePaul	1-7
Georgetown	23-20
Marquette	3-3
Providence	2-1
St. John's (N.Y.)	2-1
Seton Hall	5-2
Villanova	1-7
Xavier	--

## ► BIG SKY (1-2)

Eastern Washington	--
Idaho	0-1
Idaho State	--
Montana	1-0
Montana State	0-1
Northern Arizona	--
Northern Colorado	--
Portland State	--
Sacramento State	--
Southern Utah	--
Weber State	--

## ► BIG SOUTH (7-0)

Campbell	1-0
Charleston Southern	--
Gardner-Webb	1-0
Hampton	1-0
High Point	--
Longwood	1-0
Presbyterian	--
Radford	2-0
UNC Asheville	--
USC Upstate	--
Winthrop	1-0

## ► BIG TEN

	BIG Reg Season	BTT	Overall
Illinois	18-29	1-3	22-32
Indiana	11-38	3-2	14-42
Iowa	18-30	1-1	20-33
Maryland	7-7	--	15-16
Michigan	12-37	2-1	15-39
Michigan St.	8-38	2-1	10-43
Minnesota	18-32	1-4	19-38
Nebraska	9-11	3-0	14-12
Northwestern	35-17	3-2	38-20
Ohio State	16-36	3-4	19-43
Purdue	12-40	0-5	13-46
Rutgers	8-7	--	45-34
Wisconsin	10-42	1-2	11-44
	181-364	20-25	254-441

## ► BIG WEST (0-1)

Cal Poly	--
Cal State Bakersfield	--
Cal State Fullerton	--
Cal State Northridge	--
Hawai'i	--
Long Beach State	0-1
UC Davis	--
UC Irvine	--
UC Riverside	--
UC San Diego	--
UC Santa Barbara	--

# RECORDS VS. CONFERENCES

## ► CAA (21-6)

Charleston	0-1
Delaware	10-0
Drexel	6-0
Elon	--
Hofstra	1-0
James Madison	1-2
UNC Wilmington	0-1
Northeastern	1-1
Towson	1-0
William & Mary	1-1

## ► CONFERENCE USA (9-7)

Charlotte	0-3
Florida Atlantic	--
FIU	0-1
Louisiana Tech	--
Marshall	7-0
Middle Tennessee State	--
North Texas	--
Old Dominion	2-0
Rice	--
Southern Mississippi	--
UAB	0-1
UTEP	0-1
UTSA	--
Western Kentucky	0-1

## ► HORIZON LEAGUE (11-5)

Cleveland State	1-2
Detroit Mercy	3-2
Green Bay	--
IUPUI	--
Milwaukee	--
Northern Kentucky	--
Oakland	--
Purdue Fort Wayne	1-0
UIC	--
Robert Morris	2-1
Wright State	2-0
Youngstown State	2-0

## ► IVY LEAGUE (49-49)

Brown	2-0
Columbia	5-4
Cornell	8-5
Dartmouth	3-1
Harvard	1-1
Pennsylvania	19-30
Princeton	8-4
Yale	3-4

## ► METRO ATLANTIC (MAAC) (18-6)

Canisius	4-0
Fairfield	2-0
Iona	--
Manhattan	3-1
Marist	--
Monmouth	2-0
Niagara	2-2
Quinnipiac	1-0
Rider	3-2
Saint Peter's	--
Siena	1-1

## ► MID-AMERICAN (MAC) (34-14)

Akron	5-2
Ball State	--
Bowling Green	2-1
Buffalo	6-2
Central Michigan	--
Eastern Michigan	1-1
Kent State	13-3
Miami (Ohio)	1-2
Northern Illinois	--
Ohio University	0-2
Toledo	5-1
Western Michigan	1-0

## ► MID-EASTERN ATHLETIC (MEAC) (16-1)

Bethune-Cookman	1-0
Coppin State	2-0
Delaware State	4-0
Florida A&M	--
Howard	--
UMES	3-0
Morgan State	6-0
Norfolk State	--
North Carolina A&T	--
North Carolina Central	--
South Carolina State	0-1

## ► MISSOURI VALLEY (6-7)

Bradley	2-4
Drake	--
Evansville	1-0
Illinois State	0-1
Indiana State	2-0
Loyola, Chicago	--
Missouri State	--
Northern Iowa	--
Southern Illinois	0-1
Valparaiso	1-1

## ► MOUNTAIN WEST (2-2)

Air Force	--
Boise State	--
Colorado State	1-1
Fresno State	--
Nevada	--
New Mexico	1-1
San Diego State	--
San Jose State	--
UNLV	--
Utah State	--
Wyoming	--

## ► NORTHEAST (NEC) (37-2)

Bryant	--
Central Connecticut State	3-0
Fairleigh Dickinson	2-0
Long Island	4-0
Merrimack	--
Mount St. Mary's	8-0
Sacred Heart	3-0
St. Francis Brooklyn	3-0
St. Francis (Pa.)	9-2
Wagner	5-0

## ► OHIO VALLEY (4-0)

Austin Peay	--
Belmont	--
Eastern Illinois	--
Eastern Kentucky	--
Jacksonville State	1-0
Morehead State	1-0
Murray State	1-0
Southeast Missouri	--
SIU Edwardsville	--
Tennessee State	--
Tennessee Tech	1-0
Tennessee-Martin	--

## ► PACIFIC 12 (6-10)

Arizona	0-1
Arizona State	0-2
California	0-3
Colorado	0-2
Oregon	0-1
Oregon State	1-1
Stanford	--
UCLA	1-0
USC	2-0
Utah	2-0
Washington	--
Washington State	--

# RECORDS VS. CONFERENCES

## ► PATRIOT LEAGUE (249-116)

American	15-1
Army West Point	24-17
Boston University	1-2
Bucknell	79-25
Colgate	52-24
Holy Cross	1-1
Lafayette	13-4
Lehigh	31-11
Loyola (Md.)	6-1
Navy	27-30

## ► SEC (13-26)

Alabama	2-4
Arkansas	0-1
Auburn	--
Florida	2-1
Georgia	1-2
Kentucky	1-3
LSU	1-1
Mississippi	0-4
Mississippi State	1-1
Missouri	--
South Carolina	1-2
Tennessee	2-1
Texas A&M	1-4
Vanderbilt	1-2

## ► SOUTHERN (11-1)

The Citadel	--
East Tennessee State	--
Furman	2-0
Mercer	--
Samford	--
Tennessee Chattanooga	2-0
UNC Greensboro	1-0
VMI	5-1
Western Carolina	1-0
Wofford	--

## ► SOUTHLAND (1-2)

Abilene Christian	--
Central Arkansas	--
Houston Baptist	--
Incarnate Ward	--
Lamar	--
McNeese State	--
New Orleans	0-1
Nicholls State	1-0
Northwestern State	--
Sam Houston State	--
Southeastern Louisiana	0-1
Stephen F. Austin	--
Texas A&M - Corpus Christi	--

## ► SWAC (0-0)

Alabama A&M	--
Alabama State	--
Alcorn State	--
Arkansas Pine Bluff	--
Grambling State	--
Jackson State	--
Mississippi Valley State	--
Prairie View A&M	--
Southern	--
Texas Southern	--

## ► SUN BELT (4-1)

Appalachian State	--
Arkansas State	1-0
Arkansas, Little Rock	--
Coastal Carolina	--
Georgia Southern	--
Georgia State	--
Louisiana, Lafayette	0-1
Louisiana, Monroe	1-0
South Alabama	--
Texas, Arlington	1-0
Texas State	1-0
Troy	--

## ► THE SUMMIT LEAGUE (3-1)

Denver	1-1
Kansas City	1-0
North Dakota	--
North Dakota State	--
Omaha	--
Oral Roberts	1-0
South Dakota	--
South Dakota State	--
Western Illinois	--

## ► WEST COAST (4-4)

BYU	3-1
Gonzaga	0-1
Loyola Marymount	--
Pacific	--
Pepperdine	--
Portland	--
Saint Mary's (Calif.)	0-1
San Diego	--
San Francisco	0-1
Santa Clara	1-0

## ► WESTERN ATHLETIC (1-1)

California Baptist	--
Chicago State	--
Dixie State	--
Grand Canyon	1-0
New Mexico State	--
Seattle	0-1
Tarleton	--
Texas, Rio Grande Valley	--
Utah Valley	--

# SERIES RECORDS

School	Start	W-L
<b>A</b>		
Akron	1937-38	5-2
Alabama	1965-66	2-4
Ala.-Birmingham	1989-99	0-1
Alaska	1978-79	0-1
Albany	2016-17	0-1
Albright	1910-11	2-0
Alfred	1952-53	1-0
Allegheny	1902-03	4-2
Altoona Ath. Assoc.	1903-04	2-1
Alumni	1919-20	5-0
American	1940-41	15-1
Arizona	1989-90	0-1
Arizona State	1983-84	0-2
Arkansas	1995-96	0-1
Arkansas State	2003-04	1-0
Army West Point	1906-07	24-17
<b>B</b>		
Baylor	1990-91	1-1
Bellefonte Acad.	1903-04	1-0
Bethany	1921-22	3-2
Bethune-Cookman	1993-94	1-0
Binghamton	2017-18	1-0
Bloomsburg	1898-99	3-2
Boston College	1967-68	7-7
Boston University	1955-56	1-2
Bowling Green	1952-53	2-1
Bradley	1981-82	2-4
BYU	1979-80	3-1
Brown	1990-91	2-0
<b>Bucknell</b>	<b>1897-98</b>	<b>79-25</b>
Buffalo	1920-21	6-2
Butler	1975-76	2-2
<b>C</b>		
California	1973-74	0-3
Campbell	2017-18	1-0
Canisius	1994-95	4-0
Carlisle	1917-18	1-0
Carnegie-Mellon	1912-13	64-12
Catholic	1924-25	2-0
C.C.N.Y.	1907-08	0-1
Cent. Conn. State	1994-95	3-0
Charlotte	1981-82	0-3
Cincinnati	1973-74	1-1
Clemson	1999-00	1-4
Cleveland State	1981-82	1-2
Clover Wheelman	1899-1900	1-0
Colgate	1917-18	52-24
Charleston	1993-94	0-1
Colorado	1938-39	0-2
Colorado State	1971-72	1-1
Columbia	1909-10	5-4
Co. B, 5th Regiment	1901-02	1-0
Coppin State	2001-02	2-0
Cornell	1898-99	8-5
Creighton	1921-22	1-0

School	Start	W-L
<b>D</b>		
Dartmouth	1916-17	3-1
Davidson	2009-10	1-0
Dayton	1997-98	1-0
Delaware	1907-08	10-0
<b>Delaware State</b>	<b>1990-91</b>	<b>4-0</b>
Denver	1960-61	1-1
DePaul	1938-39	1-7
DePauw	1947-48	1-0
Detroit	1926-27	3-2
Dickinson	1899-1900	12-0
Drexel	1980-81	6-0
Duke	1949-50	1-9
Duquesne	1923-24	29-20
<b>E</b>		
East Carolina	1980-81	3-0
Eastern Michigan	1990-91	1-1
Ex. 9th Regiment	1903-04	0-2
Evansville	1960-61	1-0
<b>F</b>		
Fairfield	1975-76	2-0
Fairleigh Dickinson	1979-80	2-0
Florida	1965-66	2-1
FIU	1998-99	0-1
Florida State	1972-73	1-3
Fordham	1906-07	3-2
Franklin & Marshall	1902-03	6-1
Furman	2010-11	2-0
<b>G</b>		
Gardner-Webb	2009-10	1-0
Geneva	1902-03	2-1
Georgetown	1908-09	23-20
George Mason	1988-89	7-1
George Washington	1907-08	22-12
Georgia	1966-67	1-2
<b>Georgia Tech</b>	<b>1997-98</b>	<b>3-1</b>
Gettysburg	1900-01	34-2
Gonzaga	1988-89	0-1
Grand Canyon	2016-17	1-0
Great Lakes Naval Training Station	1918-19	1-0
Greensburg	1905-06	1-0
Grove City	1902-03	0-1
<b>H</b>		
Hampton	2013-14	1-0
Hardin-Simmons	1982-83	1-0
Harrisburg Ath. Club	1906-07	3-2
Harrisburg Collegians	1914-15	1-0
Hartford	2006-07	3-0
Harvard	1930-31	1-1
Hofstra	2000-01	1-0
Holy Cross	1961-62	1-1
Houston	1964-65	1-0

School	Start	W-L
<b>I</b>		
Idaho	1979-80	0-1
<b>Illinois</b>	<b>1941-42</b>	<b>22-32</b>
Illinois State	2004-05	0-1
<b>Indiana</b>	<b>1978-79</b>	<b>15-42</b>
Indiana (Pa.)	1902-03	5-1
Indiana State	1980-81	2-0
<b>Iowa</b>	<b>1954-55</b>	<b>20-33</b>
Iowa State	1982-83	1-0
Ithaca	1934-35	5-0
<b>J</b>		
Jacksonville	1974-75	1-0
Jacksonville State	2018-19	1-0
James Madison	1991-92	1-2
Johns Hopkins	1979-80	1-0
Juniata	1905-06	27-1
<b>K</b>		
Kansas	1964-65	1-0
Kansas City	2005-06	1-0
Kansas State	1964-65	1-1
Kent State	1937-38	13-3
Kentucky	1951-52	1-3
<b>L</b>		
Lafayette	1915-16	13-4
La Salle	1953-54	2-3
Lawrence Tech	1950-51	0-1
Lebanon Valley	1905-06	10-0
<b>Lehigh</b>	<b>1901-02</b>	<b>31-11</b>
Lock Haven	1899-1900	11-0
Long Beach State	1985-86	0-1
Long Island	2004-05	4-0
Longwood	2013-14	1-0
Louisiana Lafayette	1987-88	0-1
Louisiana Monroe	2015-16	1-0
LSU	1953-54	1-1
Louisville	1978-79	0-1
Loyola (Md.)	1980-81	6-1
<b>M</b>		
M.I.T.	1914-15	1-0
Maine	2006-07	1-1
Manhattan	1907-08	3-1
Marquette	1976-77	3-3
Marshall	1944-45	7-0
<b>Maryland</b>	<b>1938-39</b>	<b>15-16</b>
Massachusetts	1976-77	13-11
Memphis	1954-55	2-3
Mexico	1940-41	2-0
Miami (Fla.)	1986-87	3-1
Miami (Ohio)	1962-63	1-2
<b>Michigan</b>	<b>1928-29</b>	<b>15-39</b>
<b>Michigan State</b>	<b>1928-29</b>	<b>10-43</b>
<b>Minnesota</b>	<b>1975-76</b>	<b>19-38</b>
Mississippi	2010-11	0-4

# SERIES RECORDS

School	Start	W-L
Mississippi State	1997-98	1-1
Monmouth	1997-98	2-0
Mont Alto Academy	1911-12	1-0
Montana	2017-18	1-0
Montana State	1929-30	0-1
<b>Morehead State</b>	<b>2006-07</b>	<b>1-0</b>
Morgan State	1985-86	6-0
Mount St. Mary's	1992-93	8-0
Mount Union	1939-40	1-0
Muhlenberg	1918-19	9-4
Murray State	1988-89	1-0

## N

Navy	1914-15	27-30
Navy Pre-Flight	1942-43	1-0
<b>Nebraska</b>	<b>1980-81</b>	<b>14-12</b>
New Hampshire	1980-81	4-0
New Mexico	1989-90	1-1
New Orleans	1985-86	0-1
New York University	1911-12	5-3
NYULS	1906-07	1-0
NJIT	2008-09	1-0
Niagara	1961-62	2-2
Nicholls State	2005-06	1-0
North Carolina	1966-67	1-4
North Florida	2018-19	1-0
NC State	1949-50	3-18
Northeastern	1980-81	1-1
<b>Northwestern</b>	<b>1928-29</b>	<b>38-20</b>
Notre Dame	1924-25	4-1

## O

<b>Ohio State</b>	<b>1950-51</b>	<b>21-43</b>
Ohio University	1973-74	0-2
Oklahoma	1985-86	0-2
Oklahoma State <sup>1</sup>	1952-53	0-1
Old Dominion	1991-92	2-0
Oral Roberts	2017-18	1-0
Oregon	1974-75	0-1
Oregon State	1966-67	1-1

## P

Pennsylvania	1900-01	19-30
Philadelphia Textile	1980-81	4-0
Pittsburgh	1905-06	76-72
Pittsburgh Collegians	1908-09	4-1
Pittston YMCA	1901-02	1-0
Pratt	1908-09	2-0
Princeton	1921-22	8-4
Providence	1971-72	2-1
<b>Purdue</b>	<b>1959-60</b>	<b>13-46</b>
Purdue Fort Wayne	2005-06	1-0

## Q

Quinnipiac	2022-23	1-0
------------	---------	-----

School	Start	W-L
<b>R</b>		
Radford	2011-12	2-0
Rhode Island	1950-51	12-11
Richmond	1956-57	5-0
<b>Rider</b>	<b>1980-81</b>	<b>3-2</b>
Robert Morris	1980-81	2-1
Rochester	1969-70	2-0
<b>Rutgers</b>	<b>1921-22</b>	<b>45-36</b>

## S

Sacred Heart	2004-05	3-0
St. Bonaventure	1979-80	10-11
St. Francis (N.Y.)	1991-92	3-0
<b>St. Francis (Pa.)</b>	<b>1972-73</b>	<b>9-2</b>
St. John's	1911-12	2-1
St. Joseph's (Pa.)	1982-83	14-10
St. Mary's (Md.)	1987-88	1-0
St. Mary's (Calif.)	1988-89	0-1
St. Thomas	1934-35	0-1
San Francisco	1965-66	0-1
Santa Clara	1995-96	1-0
Seattle	1973-74	0-1
Seton Hall	1969-70	5-2
Siena	1999-2000	1-1
South Carolina	1980-81	1-2
So. Carolina State	2004-05	0-1
South Florida	1976-77	2-3
Seastern Louisiana	2006-07	0-1
Southern Illinois	1988-89	0-1
Southern Methodist	1980-81	2-1
Southside	1905-06	1-0
Stony Brook	2006-07	0-1
Susquehanna	1903-04	24-0
Swarthmore	1904-05	10-9
Syracuse	1916-17	44-62

## T

Temple	1927-28	33-60
Tennessee	1971-72	2-1
Tenn.-Chattanooga	1995-96	2-0
Tennessee Tech	1980-81	1-0
Texas	2022-23	0-1
<b>Texas A&amp;M</b>	<b>1972-73</b>	<b>1-4</b>
Texas-Arlington	1988-89	1-0
TCU	1981-82	1-0
Texas State	1989-90	1-0
Texas Tech	1979-80	1-1
Toledo	1953-54	5-1
Towson	2008-09	1-0
Tulane	1978-79	0-2

## U

UAB	1989-90	0-1
UCF	2006-07	0-1
UCLA	1990-91	1-0
UMBC	1991-92	4-0

School	Start	W-L
UMES	1993-94	3-0
UNC Greensboro	2006-07	1-0
UNC Wilmington	2009-10	0-1
Ursinus	1926-27	5-0
USAAC	1917-18	1-0
USC	1953-54	2-0
Utah	1971-72	2-0
UTEP	1997-98	0-1

## V

Valparaiso	1985-86	1-1
Vanderbilt	1989-90	1-2
Vermont	1978-79	8-0
VCU	2020-21	1-0
Villanova	1976-77	1-7
Virginia	1971-72	3-5
VMI	1995-96	5-1
Virginia Tech	1920-21	4-7

## W

Wagner	1985-86	5-0
Wake Forest	1960-61	2-1
Waynesburg	1930-31	1-1
Wayne State	1954-55	0-1
Wash. & Jeff.	1913-14	20-7
Western Carolina	2004-05	1-0
Western Kentucky	1952-53	0-1
Western Maryland	1927-28	7-0
Western Michigan	1966-67	1-0
Western Reserve	1937-38	2-0
Westinghouse Club	1912-13	5-0
Westminster	1902-03	2-1
West Virginia	1905-06	53-66
W. Va. Wesleyan	1913-14	1-0
Wheaton	1934-35	1-0
Widener	1982-83	1-0
William & Mary	1913-14	1-1
Williamsport YMCA	1898-99	*7-3-1
Winthrop	2022-23	1-0
<b>Wisconsin</b>	<b>1992-93</b>	<b>11-44</b>
Wright State	2016-17	2-0
Wyoming Seminary	1903-04	7-0

## Y

Yale	1920-21	3-4
Youngstown State	2011-12	2-0

\*Played one tie game.

<sup>1</sup>Listed as Oklahoma A&M in year-by-year results.

**BOLD** indicates 2023-24 opponents.

First-time opponents in 2023-24:

Le Moyne

# SERIES GAME-BY-GAME

AKRON				
Record: 5-2 (H: 3-0, A: 2-1, N: 0-1)				
12/30/1937	A	19	29	L
1/2/1940	A	55	20	W
12/9/1992	H	56	50	W
12/8/1993	A	71	43	W
12/22/1994	H	80	45	W
11/18/2012	N	60	85	L
11/25/2014	H	78	72	W

ALABAMA				
Record: 2-4 (H: 2-1, A: 0-3, N: 0-0)				
12/29/1965	H	68	66	W
3/15/1980	A	49	53	L-NIT
12/19/1981	A	74	88	L
12/11/1982	H	67	75	L-30T
12/21/2018	A	64	73	L
12/14/2019	H	73	71	W

ALABAMA-BIRMINGHAM (UAB)				
Record: 0-1 (H: 0-1, A: 0-0, N: 0-0)				
12/21/1989	H	57	80	L

ALASKA				
Record: 0-1 (H: 0-1, A: 0-0, N: 0-0)				
11/25/1978	H	62	79	L

ALBANY				
Record: 0-1 (H: 0-1, A: 0-0, N: 0-0)				
11/11/2016	H	81	87	L

ALBRIGHT				
Record: 2-0 (H: 2-0, A: 0-0, N: 0-0)				
2/3/1911	H	50	9	W
12/8/1911	H	32	31	W

ALFRED				
Record: 1-0 (H: 1-0, A: 0-0, N: 0-0)				
12/12/1952	H	56	43	W

ALLEGHENY				
Record: 4-2 (H: 4-1, A: 0-1, N: 0-0)				
2/12/1903	A	14	26	L
2/25/1904	H	11	25	L
2/3/1909	H	28	23	W
2/7/1910	H	34	20	W
2/8/1913	H	21	17	W
3/6/1924	H	44	22	W

ALTOONA ATHLETIC ASSOC.				
Record: 2-1 (H: 2-0, A: 0-1, N: 0-0)				
3/11/1904	H	59	8	W
12/16/1904	A	16	23	L
1/20/1905	H	34	18	W

ALUMNI				
Record: 5-0 (H: 5-0, A: 0-0, N: 0-0)				
3/6/1920	H	31	23	W
3/20/1921	H	29	28	W
3/18/1922	H	39	24	W
3/10/1923	H	40	23	W
3/13/1927	H	39	34	W

AMERICAN				
Record: 15-1 (H: 7-1, A: 8-0, N: 0-0)				
1/31/1941	A	32	17	W
1/10/1942	A	53	26	W
2/7/1947	A	46	38	W
1/7/1948	H	45	25	W
12/14/1948	H	55	59	L
2/23/1949	H	63	50	W
12/15/1949	A	67	49	W
1/18/1950	H	74	54	W
12/11/1950	A	66	63	W
2/21/1951	H	73	54	W
1/31/1952	A	77	52	W
2/11/1953	H	69	53	W
12/18/1953	A	65	52	W
12/2/1991	A	77	65	W
3/2/1992	H	79	73	W
2/21/2009	H	76	57	W

ARIZONA				
Record: 0-1 (H: 0-0, A: 0-1, N: 0-0)				
12/28/1989	A	55	74	L

ARIZONA STATE				
Record: 0-2 (H: 0-0, A: 0-1, N: 0-1)				
12/28/1983	N	50	53	L
12/29/1999	A	85	93	L

ARKANSAS				
Record: 0-1 (H: 0-0, A: 0-0, N: 0-1)				
3/14/1996	N	80	86	L-NCAA

ARKANSAS STATE				
Record: 1-0 (H: 0-0, A: 0-0, N: 1-0)				
12/28/2003	N	73	61	W

ARMY WEST POINT				
Record: 24-17 (H: 11-3, A: 13-14, N: 0-0)				
2/15/1907	H	16	32	L
2/22/1909	A	15	27	L
12/18/1909	A	20	22	L
12/17/1910	A	19	21	L
12/17/1911	A	30	16	W
2/17/1932	A	37	46	L
1/28/1933	H	33	26	W
2/7/1934	A	29	24	W
2/9/1935	H	38	34	W
2/12/1936	A	41	36	W
2/10/1940	A	47	20	W
2/22/1941	A	31	27	W
1/28/1942	A	34	26	W
2/17/1943	A	37	28	W
1/26/1944	A	38	49	L
1/24/1945	A	28	33	L
1/30/1946	A	45	46	L
2/16/1952	A	85	73	W
2/22/1956	A	70	66	W
2/2/1957	A	61	49	W
1/14/1961	A	46	56	L
2/17/1962	H	49	36	W
2/16/1963	A	75	68	W
2/22/1964	A	37	46	L
2/13/1965	H	59	44	W

2/5/1966	A	39	59	L
2/4/1967	H	67	57	W
1/27/1968	A	55	73	L
1/25/1969	H	54	64	L
1/24/1970	A	54	71	L
1/23/1971	H	65	48	W
1/22/1972	A	65	72	L
1/20/1973	H	78	45	W
1/19/1974	A	53	43	W
2/15/1975	H	81	64	W
2/3/1977	H	56	60	L
2/4/1978	A	52	64	L
2/17/1979	H	74	57	W
1/19/1981	A	63	52	W
12/10/2008	H	60	45	W
12/8/2012	H	78	70	W

BAYLOR				
Record: 1-1 (H: 0-0, A: 0-1, N: 1-0)				
12/1/1990	A	70	72	L
4/2/2009	N	69	63	W-NIT

BELLEFONTE ACADEMY				
Record: 1-0 (H: 1-0, A: 0-0, N: 0-0)				
2/11/1904	H	42	7	W

BETHANY				
Record: 3-2 (H: 3-2, A: 0-0, N: 0-0)				
2/11/1922	H	40	20	W
1/20/1923	H	64	13	W
1/12/1926	H	52	40	W
1/4/1930	H	28	39	L
1/10/1931	H	27	41	L

BETHUNE-COOKMAN				
Record: 1-0 (H: 1-0, A: 0-0, N: 0-0)				
12/22/1993	H	88	69	W

BINGHAMTON				
Record: 1-0 (H: 1-0, A: 0-0, N: 0-0)				
12/19/2017	H	80	65	W

BLOOMSBURG				
Record: 3-2 (H: 3-0, A: 0-2, N: 0-0)				
3/1/1899	A	6	30	L
2/13/1901	H	56	9	W
1/31/1902	H	53	4	W
2/26/1902	A	28	44	L
12/28/1981	H	49	48	W

BOSTON COLLEGE				
Record: 7-7 (H: 3-4, A: 4-2, N: 0-1)				
12/26/1967	H	58	87	L
2/15/1969	H	63	67	L
12/16/1969	A	67	63	W
12/19/1970	H	66	63	W
2/19/1972	A	68	64	W
12/16/1972	H	65	63	W
2/16/1974	A	72	86	L
1/4/1975	H	71	82	L
12/29/1980	N	67	74	L
11/27/1999	H	85	57	W
11/24/2001	A	65	88	L
11/30/2011	A	62	54	W



# SERIES GAME-BY-GAME

11/28/2012	H	61	73	L
12/2/2015	A	67	58	W

## BOSTON UNIVERSITY

Record: 1-2 (H: 1-1, A: 0-1, N: 0-0)

2/4/1956	H	84	67	W
2/21/1983	H	88	96	L
1/23/1984	A	67	73	L

## BOWLING GREEN

Record: 2-1 (H: 1-0, A: 0-1, N: 1-0)

12/30/1952	N	67	56	W
12/14/1991	H	51	48	W
1/2/1993	A	65	73	L

## BRADLEY

Record: 2-4 (H: 1-1, A: 0-2, N: 1-1)

2/1/1982	H	42	59	L
12/10/1983	A	49	52	L
12/30/1995	N	75	72	W
12/18/1996	H	61	57	W
12/9/1998	A	54	63	L
11/21/2018	N	56	59	L

## BRIGHTON YOUNG

Record: 3-1 (H: 2-0, A: 1-0, N: 0-1)

12/26/1979	N	50	58	L
12/2/1989	H	82	72	W
12/27/1996	H	75	53	W
12/2/1997	A	80	50	W

## BROWN

Record: 2-0 (H: 1-0, A: 0-0, N: 1-0)

12/28/1990	N	79	60	W
1/13/1992	H	81	59	W

## BUCKNELL

Record: 79-25 (H: 60-7, A: 19-18, N: 0-0)

1897	A	4	24	L
1897	H	10	7	W
1898	H	12	4	W
1898	A	5	18	L
1/28/1899	H	17	6	W
3/3/1899	A	8	12	L
2/10/1900	H	11	6	W
3/3/1900	A	6	19	L
2/25/1908	A	13	20	L
1/30/1909	H	28	16	W
2/24/1910	H	53	13	W
3/11/1910	A	23	10	W
2/18/1911	A	26	10	W
2/24/1911	H	34	16	W
2/16/1912	H	35	17	W
2/22/1912	A	14	21	L
1/15/1916	H	42	21	W
1/28/1922	H	38	12	W
1/26/1924	H	44	18	W
3/7/1925	H	64	17	W
2/6/1926	H	39	28	W
2/19/1927	H	41	22	W
3/3/1928	H	36	34	W
2/20/1929	A	42	29	W
3/8/1930	H	57	33	W

2/24/1931	H	56	41	W
2/6/1932	H	48	22	W
1/13/1934	H	44	21	W
2/6/1935	H	41	32	W
1/22/1936	H	40	33	W
2/3/1937	H	42	19	W
1/18/1938	H	33	20	W
1/11/1939	H	42	17	W
12/16/1939	H	37	44	L
12/11/1940	A	55	21	W
12/10/1941	H	48	32	W
12/12/1942	H	36	22	W
12/11/1943	H	26	29	L
12/20/1944	H	32	30	W
12/19/1945	H	58	33	W
1/26/1946	A	47	28	W
12/11/1946	A	34	38	L-OT
1/15/1947	A	52	45	W
12/17/1947	H	42	46	L
1/21/1948	A	29	36	L
1/10/1951	A	25	15	W
2/3/1951	H	67	53	W
12/12/1951	H	73	63	W
3/8/1952	A	80	67	W
2/14/1953	H	71	49	W
1/27/1954	A	49	43	W
1/5/1955	H	94	45	W
1/18/1956	A	74	81	L
2/15/1956	H	79	66	W
2/13/1957	H	59	56	W
2/20/1957	A	56	70	L
2/19/1958	H	56	63	L
3/5/1958	A	73	75	L-OT
1/13/1959	H	67	80	L
3/7/1959	A	69	74	L
1/12/1960	A	71	56	W
2/2/1960	H	62	60	W
1/10/1961	A	67	71	L
2/7/1961	A	65	63	W
1/9/1962	H	61	50	W
2/13/1962	A	68	69	L
1/8/1963	A	88	83	W-OT
1/26/1963	H	90	75	W
2/5/1964	H	80	52	W
3/4/1964	A	66	58	W
2/10/1965	A	79	61	W
2/24/1965	H	68	52	W
1/12/1966	H	95	55	W
2/23/1966	A	66	57	W
12/12/1966	H	65	58	W
2/22/1967	A	62	65	L
12/18/67	A	68	83	L
2/21/1968	H	73	74	L-OT
12/20/1968	A	79	60	W
2/1/1969	H	68	66	W
2/11/1970	H	77	62	W
3/3/1970	A	54	57	L
12/2/1970	H	85	55	W
12/1/1971	A	84	70	W
12/2/1972	H	61	48	W
12/1/1973	A	70	57	W
12/10/1974	H	88	83	W-OT

1/14/1976	A	64	69	L
12/8/1994	H	78	55	W
12/22/1995	H	85	54	W
12/22/1996	H	76	59	W
12/20/1997	H	91	75	W
12/21/1998	H	62	58	W
12/19/1999	H	67	63	W
12/22/2000	H	82	72	W
12/22/2001	H	78	57	W
12/20/2002	H	59	55	W
1/3/2004	H	58	46	W
11/21/2006	H	63	60	W-OT
11/23/2012	H	60	57	W
11/13/2013	H	80	90	L
11/28/2014	A	88	80	W
11/28/2015	H	62	58	W
11/19/2019	H	98	70	W

## BUFFALO

Record: 6-2 (H: 3-1, A: 3-1, N: 0-0)

2/26/1921	H	43	16	W
3/4/1927	A	43	41	W-3OT
12/14/1965	A	68	60	W
12/16/1968	A	60	66	L-OT
12/27/1991	H	89	62	W
1/4/2003	H	68	60	W
11/29/2003	A	67	64	W
12/21/2004	H	70	72	L

## BUTLER

Record: 2-2 (H: 2-0, A: 0-1, N: 0-1)

12/27/1975	N	50	63	L
1/21/1992	A	74	79	L
2/12/1992	H	67	64	W
11/14/2022	H	68	62	W

## CALIFORNIA

Record: 0-3 (H: 0-0, A: 0-1, N: 0-2)

12/27/1973	N	63	64	L
12/20/1996	N	63	76	L
12/29/2001	A	73	76	L

## CAMPBELL

Record: 1-0 (H: 1-0, A: 0-0, N: 0-0)

11/10/2017	H	86	75	W
------------	---	----	----	---

## CANISIUS

Record: 4-0 (H: 4-0, A: 0-0, N: 0-0)

3/29/1995	H	66	62	W-NIT
11/16/2007	H	93	40	W
12/10/2015	H	81	67	W
12/18/2022	H	97	67	W

## CARLISLE

Record: 1-0 (H: 1-0, A: 0-0, N: 0-0)

1/26/1918	H	48	27	W
-----------	---	----	----	---

## CARNEGIE-MELLON

Record: 64-12 (H: 36-5, A: 28-7, N: 0-0)

1/18/1913	A	34	14	W
1/25/1913	H	43	16	W
2/7/1914	H	50	25	W
2/3/1916	A	35	24	W
2/3/1917	A	37	26	W

# SERIES GAME-BY-GAME

2/17/1917	H	38	23	W
2/14/1918	H	46	19	W
2/29/1918	A	54	30	W
2/27/1919	A	57	26	W
2/2/1921	H	62	17	W
1/13/1923	H	36	25	W
2/3/1923	A	38	29	W
1/12/1924	H	47	25	W
3/12/1924	H	41	14	W
1/10/1925	H	34	21	W
2/5/1927	H	41	31	W
2/24/1927	A	38	13	W
2/4/1928	H	43	23	W
2/11/1928	A	27	21	W
1/22/1929	H	50	22	W
2/16/1929	A	42	29	W
1/11/1930	H	27	21	W
2/15/1930	A	11	23	L
3/7/1931	H	30	31	L
3/11/1932	A	27	40	L
2/25/1933	H	30	27	W
2/16/1934	A	47	23	W
2/22/1935	H	35	54	L
1/25/1936	H	30	32	L
3/6/1936	A	25	38	L
1/25/1937	H	35	30	W
2/8/1937	A	27	25	W
1/11/1938	A	39	33	W
3/2/1938	H	38	24	W
1/17/1939	H	33	35	L
3/4/1939	A	28	33	L
1/13/1940	A	33	35	L
3/9/1940	H	48	26	W
2/12/1941	H	42	24	W
3/5/1941	A	42	32	W
2/7/1942	A	59	26	W
3/4/1942	H	42	19	W
1/15/1943	A	35	33	W
3/3/1943	H	65	28	W
1/14/1944	A	34	32	W
3/1/1944	H	76	33	W
1/12/1945	A	57	22	W
2/7/1945	H	57	22	W
12/15/1945	A	34	27	W
1/18/1947	A	71	45	W
2/12/1947	H	52	32	W
1/17/1948	A	47	39	W
1/15/1949	H	65	40	W
1/13/1950	A	42	57	L
1/12/1952	H	74	56	W
1/9/1953	H	62	51	W
12/11/1954	H	91	75	W
1/14/1955	A	56	66	L
1/3/1956	H	62	69	L
2/29/1956	A	76	66	W
12/1/1956	H	80	51	W
1/5/1957	H	52	40	W
12/10/1957	A	47	35	W
2/27/1959	H	64	59	W
1/5/1960	A	76	66	W
1/30/1960	H	77	73	W
1/7/1961	H	72	67	W

3/1/1961	A	57	70	W
1/20/1962	A	52	45	W
1/31/1963	H	75	64	W
2/12/1964	A	76	51	W
1/9/1965	H	69	36	W
1/8/1966	A	72	52	W
12/10/1966	H	64	57	W
2/14/1968	A	70	45	W
1/15/1969	H	82	55	W

## CATHOLIC

Record: 2-0 (H: 1-0, A: 1-0, N: 0-0)

1/30/1925	A	36	11	W
2/27/1926	H	47	27	W

## C.C.N.Y.

Record: 0-1 (H: 0-0, A: 0-1, N: 0-0)

2/28/1908	A	9	28	L
-----------	---	---	----	---

## CENTRAL CONNECTICUT STATE

Record: 3-0 (H: 3-0, A: 0-0, N: 0-0)

12/10/1994	H	85	62	W
1/22/2010	H	77	61	W
12/20/2019	H	87	58	W

## CENTRAL FLORIDA

Record: 0-1 (H: 0-0, A: 0-0, N: 0-1)

11/25/2007	N	59	70	L
------------	---	----	----	---

## CHARLESTON

Record: 0-1 (H: 0-0, A: 0-1, N: 0-0)

12/28/1993	A	65	71	L
------------	---	----	----	---

## CHARLOTTE

Record: 0-3 (H: 0-1, A: 0-1, N: 0-1)

12/5/1981	A	78	88	L
12/17/1983	H	67	76	L
11/20/2014	N	106	97	L-2OT

## CINCINNATI

Record: 1-1 (H: 0-0, A: 0-0, N: 1-1)

12/28/1973	N	74	66	W-OT
11/20/2016	N	50	71	L

## CLEMSON

Record: 1-4 (H: 1-2, A: 0-2, N: 0-0)

12/1/1999	H	85	75	W
11/28/2001	H	66	79	L
12/3/2002	A	70	79	L
11/29/2005	H	88	96	L
11/29/2022	A	94	101	L-2OT

## CLEVELAND STATE

Record: 1-2 (H: 1-1, A: 0-1, N: 0-0)

3/2/1982	H	61	66	L
12/1/1984	A	82	112	L
12/3/2003	H	73	62	W

## CLOVER WHEELMAN

Record: 1-0 (H: 1-0, A: 0-0, N: 0-0)

1/13/1899	H	12	10	W
-----------	---	----	----	---

## COLGATE

Record: 52-24 (H: 28-9, A: 24-15, N: 0-0)

2/1/1918	A	48	38	W
2/23/1928	A	33	32	W
1/26/1929	H	49	27	W
3/4/1929	A	20	34	L
1/25/1930	H	24	25	L
2/28/1930	A	34	32	W
1/31/1931	H	27	34	L
2/27/1931	A	27	30	L
2/13/1932	H	29	34	L
2/26/1932	A	31	42	L
3/3/1933	A	32	48	L
2/10/1934	A	39	22	W
3/1/1935	A	35	38	L
2/16/1940	A	43	25	W
12/14/1940	H	35	21	W
2/13/1942	A	58	35	W
1/23/1943	H	48	24	W
1/22/1944	H	34	41	L
1/27/1945	H	37	26	W
2/10/1945	A	51	34	W
1/19/1946	A	51	67	L
2/9/1946	H	46	44	W
3/8/1947	A	71	68	W
1/9/1948	A	36	35	W
2/28/1948	H	60	61	L-OT
1/8/1949	H	40	58	L
2/25/1949	A	45	67	L
1/7/1950	H	67	68	L-OT
2/24/1950	A	72	57	W
1/6/1951	H	52	55	L
2/23/1951	A	58	57	W
1/5/1952	H	68	51	W
2/22/1952	A	63	65	L-OT
12/19/1952	H	68	55	W
2/20/1953	A	60	62	L-OT
1/9/1954	H	78	58	W
2/19/1954	A	63	75	L
12/15/1954	H	110	75	W
2/18/1955	A	56	69	L
12/17/1955	H	83	75	W
2/18/1956	A	64	74	L
12/15/1956	H	51	44	W
2/22/1957	A	75	74	W
12/14/1957	H	71	58	W
2/22/1958	A	83	76	W
12/20/1958	H	78	54	W
2/20/1959	A	71	51	W
12/19/1959	H	67	69	L
2/19/1960	A	75	84	L-OT
1/5/1960	H	78	68	W
2/17/1961	A	72	80	L
12/9/1961	A	71	59	W
1/16/1962	H	80	65	W
12/11/1962	H	62	40	W
1/11/1963	A	78	70	W
1/18/1964	A	104	75	W
1/29/1964	H	86	62	W
1/30/1965	H	95	65	W
2/19/1965	A	85	76	W
12/18/1965	A	75	74	W

# SERIES GAME-BY-GAME

2/19/1966	H	90	70	W
12/17/1966	A	98	84	W
2/18/1967	H	79	55	W
12/16/1967	A	82	76	W
2/17/1968	H	87	72	W
12/18/1973	A	41	42	L-OT
2/17/1975	H	73	59	W
12/20/1975	A	70	54	W
1/3/1977	H	98	59	W
12/17/1977	A	85	63	W
12/19/1978	H	82	80	W
12/22/1979	A	38	37	W
1/28/1981	H	87	50	W
12/23/2007	H	66	48	W
11/23/2016	H	72	59	W
12/8/2018	H	76	65	W

## COLORADO

Record: 0-2 (H: 0-0, A: 0-0, N: 0-2)

1/2/1939	N	26	29	L
12/22/2015	N	70	71	L

## COLORADO STATE

Record: 1-1 (H: 0-0, A: 0-0, N: 1-1)

12/18/1971	N	63	70	L
11/20/2022	N	68	56	W

## COLUMBIA

Record: 5-4 (H: 3-1, A: 1-3, N: 1-0)

12/17/1909	A	13	19	L
12/16/1910	A	16	24	L
12/20/1969	A	58	76	L
12/12/1970	H	63	71	L-OT
12/7/1971	A	73	50	W
1/10/1973	H	61	52	W
12/29/1983	N	84	83	W-OT
12/11/1993	H	76	43	W
11/17/2017	H	79	65	W

## CO. B, 5TH REGIMENT

Record: 1-0 (H: 1-0, A: 0-0, N: 0-0)

3/1/1902	H	58	2	W
----------	---	----	---	---

## COPPIN STATE

Record: 2-0 (H: 1-0, A: 0-0, N: 1-0)

12/28/2001	N	66	49	W
12/30/2017	H	88	43	W

## CORNELL

Record: 8-5 (H: 7-0, A: 0-5, N: 1-0)

1898	H	26	5	W
2/16/1900	H	15	8	W
1/29/1910	A	17	20	L
2/22/1923	A	25	27	L
12/13/1941	A	25	28	L
12/5/1970	A	59	69	L
12/4/1971	H	99	75	W
12/5/1972	A	65	74	L
11/19/2005	H	66	54	W
12/21/2011	H	74	67	W
11/21/2014	N	72	71	W
12/29/2019	H	90	59	W
11/22/2021	H	85	74	W

## CREIGHTON

Record: 1-0 (H: 1-0, A: 0-0, N: 0-0)

3/4/1922	H	49	27	W
----------	---	----	----	---

## DARTMOUTH

Record: 3-1 (H: 2-0, A: 0-0, N: 1-1)

1/4/1917	H	44	22	W
3/20/1942	N	39	44	L-NCAA
12/15/1973	N	72	67	W-OT
12/22/2014	H	69	49	W

## DAVIDSON

Record: 1-0 (H: 0-0, A: 0-0, N: 1-0)

11/22/2009	N	59	57	W
------------	---	----	----	---

## DAYTON

Record: 1-0 (H: 0-0, A: 1-0, N: 0-0)

3/16/1998	A	77	74	W-NIT
-----------	---	----	----	-------

## DELAWARE

Record: 10-0 (H: 5-0, A: 5-0, N: 0-0)

2/13/1908	A	26	19	W
3/6/1908	H	47	11	W
3/1/1917	A	36	31	W
1/16/1974	H	75	63	W
3/1/1975	A	80	73	W
12/4/1975	H	66	61	W
1/18/1977	A	74	73	W
12/5/1977	H	86	84	W-OT
12/29/1978	A	60	47	W
1/14/1980	H	85	53	W

## DELAWARE STATE

Record: 4-0 (H: 2-0, A: 0-0, N: 2-0)

11/30/1990	N	88	70	W
12/29/1993	N	64	53	W
12/15/2012	H	80	76	W-OT
12/29/2022	H	60	46	W

## DENVER

Record: 1-1 (H: 1-0, A: 0-0, N: 0-1)

12/28/1960	N	50	58	L
12/15/2007	H	60	39	W

## DEPAUL

Record: 1-7 (H: 1-1, A: 0-4, N: 0-2)

12/26/1938	A	23	31	L
12/10/1955	A	62	84	L
12/29/1968	N	68	83	L
12/28/1977	N	67	82	L
1/2/1982	A	60	86	L
12/12/1984	H	61	78	L
11/17/2015	H	68	62	W
11/15/2018	A	70	72	L-OT

## DEPAUW

Record: 1-0 (H: 1-0, A: 0-0, N: 0-0)

2/14/1948	H	68	49	W
-----------	---	----	----	---

## DETROIT

Record: 3-2 (H: 0-1, A: 3-1, N: 0-0)

2/1/1927	H	27	37	L
----------	---	----	----	---

12/29/1928	A	31	18	W
12/27/1955	A	58	91	L
12/28/1963	A	88	83	W
12/29/1964	A	75	73	W

## DICKINSON

Record: 12-0 (H: 9-0, A: 3-0, N: 0-0)

2/3/1900	H	42	6	W
2/17/1905	H	41	13	W
2/25/1905	A	31	12	W
1/17/1920	H	62	18	W
1/8/1921	H	48	19	W
1/7/1922	H	34	11	W
2/9/1923	H	39	23	W
1/10/1934	H	37	21	W
1/17/1952	A	89	45	W
2/16/1953	H	56	42	W
12/4/1954	H	81	63	W
12/7/1955	A	80	66	W

## DREXEL

Record: 6-0 (H: 3-0, A: 2-0, N: 1-0)

2/14/1981	H	71	58	W
12/24/1990	H	86	83	W
12/18/1991	A	80	65	W
12/21/1992	H	73	64	W
12/20/2014	N	73	68	W
12/19/2015	A	63	57	W

## DUKE

Record: 1-9 (H: 0-0, A: 0-6, N: 1-3)

12/28/1949	N	51	48	W
12/9/1960	N	46	69	L
1/3/1962	A	55	95	L
11/30/1963	A	62	92	L
1/5/1965	A	88	121	L
1/3/1966	A	58	83	L
1/3/1967	A	84	89	L
1/3/1970	A	43	93	L
12/30/1970	N	56	67	L
11/19/2016	N	68	78	L

## DUQUESNE

Record: 29-20 (H: 18-4, A: 9-13, N: 2-3)

2/9/1924	H	43	40	W
1/30/1926	A	12	36	L
2/12/1927	H	39	15	W
12/29/1959	N	72	69	W
12/13/1972	H	59	56	W
1/26/1974	A	73	63	W
1/30/1976	A	70	76	L
1/10/1977	A	74	86	L
2/23/1977	H	73	70	W
3/2/1977	N	55	65	L
12/20/1977	N	55	63	L
1/7/1978	H	48	54	W
1/24/1979	H	54	49	L
2/25/1979	A	58	57	W
1/12/1980	H	62	52	W
1/31/1980	A	55	56	L
2/9/1982	A	74	69	W
1/10/1983	A	82	94	L
2/20/1983	H	62	74	L

# SERIES GAME-BY-GAME

1/12/1984	H	63	53	W
2/25/1984	A	66	70	L
1/10/1985	A	63	69	L
2/23/1985	H	61	62	L
3/6/1985	N	64	78	L-A10
1/11/1986	H	78	79	L-20T
2/8/1986	A	55	65	L
2/23/1987	A	61	63	L
2/12/1987	H	76	51	W
1/28/1988	A	72	69	W
2/27/1988	H	73	63	W
1/16/1989	A	82	73	W
2/26/1989	H	91	78	W
1/15/1990	A	64	56	W
2/28/1990	H	76	58	W
1/12/1991	H	75	60	W
1/19/1991	A	81	87	L-OT
3/3/1991	N	83	64	W-A10
2/3/1992	H	69	59	W
12/1/1992	A	65	76	L
12/4/1993	H	96	64	W
11/30/1994	A	70	69	W
12/4/2010	H	77	73	W
12/10/2011	A	59	66	L
12/29/2012	H	84	74	W
12/11/2013	A	68	59	W
12/10/2014	H	64	62	W
11/20/2015	A	52	78	L
11/13/2016	H	82	74	W
12/19/2018	A	73	67	W

### EAST CAROLINA

Record: 3-0 (H: 2-0, A: 1-0, N: 0-0)

12/13/1980	H	71	59	W
1/20/1986	H	85	57	W
12/30/1986	A	55	54	W

### EASTERN MICHIGAN

Record: 1-1 (H: 1-0, A: 0-0, N: 0-1)

3/17/1991	N	68	71	L-NCAA
12/5/2015	H	81	70	W

### EX. 9TH REGIMENT

Record: 0-2 (H: 0-1, A: 0-1, N: 0-0)

2/14/1904	A	19	38	L
3/16/1904	H	10	20	L

### EVANSVILLE

Record: 1-0 (H: 0-0, A: 1-0, N: 0-0)

12/27/1960	A	75	74	W
------------	---	----	----	---

### FAIRFIELD

Record: 2-0 (H: 1-0, A: 0-0, N: 1-0)

2/28/1976	N	76	68	W
11/19/2010	H	64	49	W

### FAIRLEIGH DICKINSON

Record: 2-0 (H: 2-0, A: 0-0, N: 0-0)

1/26/1980	H	60	52	W
11/12/2017	H	81	57	W

### FLORIDA

Record: 2-1 (H: 0-0, A: 2-1, N: 0-0)

12/30/1965	A	54	52	W
12/28/1982	A	60	82	L
3/24/2009	A	71	62	W-NIT

### FLORIDA INTERNATIONAL

Record: 0-1 (H: 0-0, A: 0-0, N: 0-1)

12/28/1998	N	67	85	L
------------	---	----	----	---

### FLORIDA STATE

Record: 1-3 (H: 0-1, A: 0-1, N: 1-1)

12/27/1972	N	60	70	L
12/23/1978	N	64	57	W
12/5/1987	A	60	63	L
12/17/1988	H	71	78	L

### FORDHAM

Record: 3-2 (H: 1-1, A: 1-1, N: 1-0)

2/16/1907	H	12	15	L
2/26/1908	A	27	21	W
2/18/1932	A	37	38	L-OT
12/26/1973	N	73	67	W
11/16/2014	H	73	54	W

### FRANKLIN AND MARSHALL

Record: 6-1 (H: 3-0, A: 3-1, N: 0-0)

2/6/1903	H	40	5	W
2/24/1905	A	33	27	W
2/12/1908	A	36	11	W
2/6/1909	H	49	3	W
2/1/1912	H	33	20	W
2/15/1913	A	23	26	L
2/19/1914	A	41	28	W

### FURMAN

Record: 2-0 (H: 1-0, A: 0-0, N: 1-0)

11/28/2010	H	70	49	W
11/17/2022	N	73	68	W

### GARDNER-WEBB

Record: 1-0 (H: 1-0, A: 0-0, N: 0-0)

12/19/2009	H	104	57	W
------------	---	-----	----	---

### GENEVA

Record: 2-1 (H: 1-0, A: 1-1, N: 0-0)

2/10/1903	A	16	28	L
2/7/1919	H	54	16	W
3/1/1919	A	32	27	W

### GEORGETOWN

Record: 23-20 (H: 12-5, A: 10-14, N: 1-1)

12/16/1908	A	26	49	L
2/19/1915	A	36	27	W
2/12/1926	A	30	19	W
1/18/1929	A	40	42	L
2/15/1936	H	44	51	L
2/26/1936	A	27	34	L
1/16/1937	A	31	23	W
3/3/1937	H	34	24	W
1/22/1938	H	42	23	W
2/5/1938	A	34	33	W-OT
2/11/1939	A	31	32	L
3/1/1939	A	29	42	L
1/10/1940	H	33	22	W
2/21/1940	A	35	38	L

1/29/1941	A	24	28	L-OT
2/19/1941	H	46	38	W
2/4/1943	A	35	51	L
3/6/1943	H	55	37	W
12/7/1946	A	40	37	W
3/1/1947	H	42	50	L
2/11/1948	A	42	40	W
3/3/1948	H	43	49	L
12/15/1948	A	41	49	L
3/5/1949	H	61	42	W
12/14/1949	A	63	70	L
3/4/1950	H	65	56	W
2/6/1951	A	76	70	W
2/9/1952	H	83	55	W
2/3/1953	A	73	70	W
3/4/1954	H	61	54	W
12/29/1958	N	88	74	W
1/4/1969	H	52	50	W-OT
12/29/1969	N	71	86	L
2/28/1970	A	66	73	L
2/20/1971	H	84	75	W
2/5/1972	A	63	62	W
2/3/1973	H	74	64	W
2/2/1974	A	58	63	L
2/1/1975	H	66	77	L
1/27/1976	A	70	76	L
11/23/2003	H	78	79	L
12/6/2004	A	53	66	L
11/15/2019	A	81	66	W

### GEORGE MASON

Record: 7-1 (H: 4-1, A: 3-0, N: 0-0)

11/26/1988	A	58	54	W
12/5/1989	H	71	69	W
12/8/1997	H	85	46	W
11/28/1998	A	74	60	W
12/8/1999	H	67	54	W
3/17/2009	H	77	73	W-OT-NIT
12/7/2016	H	66	85	L
12/17/2017	A	72	54	W

### GEORGE WASHINGTON

Record: 22-12 (H: 15-1, A: 5-10, N: 2-1)

2/18/1908	H	47	4	W
2/13/1920	H	60	6	W
2/7/1970	A	73	76	L
2/6/1971	H	94	61	W
1/3/1976	A	69	78	L
1/14/1977	H	88	91	L-OT
1/14/1978	A	68	84	L
1/31/1979	H	51	46	W
2/16/1980	A	63	53	W
1/4/1983	H	84	67	W
1/22/1983	A	75	72	W
1/19/1984	H	86	80	W
2/16/1984	A	63	80	L
1/17/1985	A	65	69	L
2/14/1985	H	70	67	W
1/25/1986	A	61	65	L
2/20/1986	H	61	56	W
1/8/1987	H	86	72	W
1/17/1987	A	71	72	L

# SERIES GAME-BY-GAME

1/16/1988	H	74	61	W
3/2/1988	A	74	81	L
1/12/1989	H	79	53	W
2/4/1989	A	89	73	W
1/27/1990	H	77	69	W
2/17/1990	A	72	64	W
3/4/1990	N	83	72	W-A10
2/3/1991	A	70	83	L
2/18/1991	H	69	65	W
3/7/1991	N	81	75	W-A10
12/27/1991	N	57	71	L
12/14/2014	H	64	51	W
12/8/2015	A	66	76	L
11/26/2016	A	74	68	W
12/9/2017	H	74	54	W

## GEORGIA

Record: 1-2 (H: 0-0, A: 0-0, N: 1-2)

12/29/1966	N	82	90	L
12/21/1991	N	54	70	L
3/24/1998	N	66	60	W-NIT

## GEORGIA TECH

Record: 3-1 (H: 1-0, A: 2-1, N: 0-0)

3/18/1998	A	75	70	W-NIT
11/28/2006	A	73	77	L
12/3/2008	A	85	83	W
11/29/2016	H	67	60	W

## GETTYSBURG

Record: 34-2 (H: 25-1, A: 9-1, N: 0-0)

3/9/1901	H	15	4	W
2/9/1911	H	14	10	W
2/8/1912	H	43	13	W
1/30/1914	H	47	17	W
1/30/1914	H	34	26	W
1/19/1924	H	23	19	W
1/24/1925	H	41	23	W
2/20/1926	H	32	38	L
1/22/1927	H	46	29	W
1/21/1928	H	54	29	W
1/15/1929	H	37	34	W-OT
2/10/1950	A	65	66	L-OT
1/20/1951	H	73	52	W
1/16/1952	A	85	70	W
1/12/1953	H	73	66	W
2/3/1954	A	64	51	W
2/24/1954	H	76	62	W
12/17/1954	H	97	61	W
1/7/1957	H	86	50	W
2/1/1958	H	87	61	W
12/16/1958	H	71	60	W
2/6/1960	H	77	62	W
1/12/1961	A	76	58	W
2/6/1962	H	60	43	W
2/12/1963	A	72	54	W
2/26/1964	H	85	46	W
12/15/1964	A	53	39	W
12/4/1965	H	81	63	W
1/28/1967	A	78	72	W-OT
1/10/1968	H	84	47	W
1/8/1969	A	67	56	W
1/31/1970	H	86	56	W
1/30/1971	A	68	54	W

1/19/1972	H	85	53	W
1/19/1976	H	88	54	W
1/26/1977	A	54	41	W

## GONZAGA

Record: 0-1 (H: 0-0, A: 0-0, N: 0-1)

12/30/1988	N	63	71	L
------------	---	----	----	---

## GRAND CANYON

Record: 1-0 (H: 1-0, A: 0-0, N: 0-0)

11/15/2016	H	85	76	W
------------	---	----	----	---

GREAT LAKES NAVAL				
-------------------	--	--	--	--

3/4/1919	A	48	22	W
----------	---	----	----	---

## GREENSBURG

Record: 1-0 (H: 0-0, A: 1-0, N: 0-0)

3/7/1906	A	34	10	W
----------	---	----	----	---

## GROVE CITY

Record: 0-1 (H: 0-0, A: 0-1, N: 0-0)

2/11/1903	A	11	33	L
-----------	---	----	----	---

## HAMPTON

Record: 1-0 (H: 1-0, A: 0-0, N: 0-0)

3/19/2014	H	69	65	W-CBI
-----------	---	----	----	-------

## HARDIN-SIMMONS

Record: 1-0 (H: 0-0, A: 0-0, N: 1-0)

12/17/1982	N	81	73	W
------------	---	----	----	---

## HARRISBURG ATHLETIC CLUB

Record: 3-2 (H: 2-0, A: 1-2, N: 0-0)

2/11/1907	A	29	45	L
12/11/1908	H	42	13	W
12/17/1908	A	26	28	L
12/10/1909	H	44	13	W
2/21/1910	A	44	37	W

## HARRISBURG COLLEGIANS

Record: 1-0 (H: 1-0, A: 0-0, N: 0-0)

1/9/1915	H	33	31	W
----------	---	----	----	---

## HARTFORD

Record: 3-0 (H: 3-0, A: 0-0, N: 0-0)

12/6/2006	H	56	55	W
11/20/2008	H	89	64	W
11/12/2011	H	70	55	W

## HARVARD

Record: 1-1 (H: 0-0, A: 0-1, N: 1-0)

1/17/1931	A	20	38	L
1/2/1976	N	63	55	W

## HOFSTRA

Record: 1-0 (H: 0-0, A: 0-0, N: 1-0)

12/27/2000	N	82	72	W
------------	---	----	----	---

## HOLY CROSS

Record: 1-1 (H: 0-0, A: 0-0, N: 1-1)

12/28/1961	N	66	79	L
12/30/1998	N	73	52	W

## HOUSTON

12/28/1964	N	59	57	W
------------	---	----	----	---

## IDAHO

Record: 0-1 (H: 0-0, A: 0-0, N: 0-1)

12/28/1979	N	46	50	L
------------	---	----	----	---

## ILLINOIS

Record: 22-32 (H: 11-13, A: 9-16, N: 2-3)

3/21/1942	N	41	34	W-NCAA
12/5/1990	H	78	68	W
11/25/1991	A	65	60	W
1/21/1993	A	66	82	L
2/20/1993	H	66	74	L
2/2/1994	H	65	83	L
3/5/1994	A	59	84	L
2/8/1995	A	58	67	L
2/8/1996	H	61	58	W
1/11/1997	A	70	85	L
2/25/1997	H	65	87	L
1/31/1998	H	71	77	L
1/23/1999	A	65	61	W
1/22/2000	A	76	87	L
2/6/2000	H	50	51	L
3/11/2000	N	84	94	L-BIT
1/20/2001	A	60	92	L
1/31/2001	H	98	95	W-OT
2/20/2002	A	56	83	L
1/25/2003	H	63	75	L
1/21/2004	A	37	80	L
2/21/2004	H	58	66	L
1/12/2005	A	64	90	L
2/16/2005	H	63	83	L
2/4/2006	A	66	65	W
2/24/2007	H	50	68	L
3/8/2007	N	60	66	L-BIT
1/6/2008	A	68	64	W
2/16/2008	H	52	51	W
3/13/2008	N	63	64	L-BIT
2/18/2009	A	38	33	W
3/5/2009	H	64	63	W
1/12/2010	A	53	54	L
1/27/2010	H	67	77	L
1/11/2011	H	57	55	W
2/1/2011	A	51	68	L
1/19/2012	H	54	52	W
2/21/2013	A	59	64	L
1/4/2014	A	55	75	L
2/9/2014	H	55	60	L
1/31/2015	A	58	60	L
3/6/2016	H	86	79	W-2OT
1/28/2017	H	71	67	W
2/11/2017	A	83	70	W
2/11/2018	A	74	52	W
2/23/2019	A	83	76	W
3/10/2019	H	72	56	W
2/18/2020	H	56	62	L
12/23/2020	H	81	98	L
1/19/2021	A	65	79	L
3/3/2022	A	55	60	L

# SERIES GAME-BY-GAME

12/10/2022	A	74	59	W
2/14/2023	H	93	81	W
3/9/2023	N	79	76	W-BTT

## ILLINOIS STATE

Record: 0-1 (H: 0-0, A: 0-0, N: 0-1)

11/14/2004	N	73	82	L
------------	---	----	----	---

## INDIANA

Record: 15-42 (H: 9-16, A: 3-23, N: 3-3)

11/26/1978	N	65	86	L
12/12/1981	A	51	80	L
1/9/1993	A	57	105	L
2/9/1993	H	84	88	L-2OT
1/8/1994	A	72	80	L
2/5/1994	H	66	76	L
1/18/1995	H	69	71	L
2/25/1995	A	60	73	L
1/27/1996	H	82	68	W
2/14/1996	A	54	72	L
1/26/1997	H	55	70	L
2/11/1997	A	57	81	L
2/4/1998	A	76	95	L
1/31/1999	H	95	98	L-2OT
1/8/2000	H	78	85	L
2/2/2000	A	77	87	L
1/17/2001	A	69	77	L
2/3/2001	H	78	85	L-OT
1/5/2002	A	54	61	L
1/23/2002	H	51	85	L
1/8/2003	A	65	78	L
3/8/2003	H	74	66	W
3/13/2003	N	49	77	L-BTT
2/11/2004	H	56	75	L
2/2/2005	A	63	68	L
2/15/2006	H	71	68	W
2/22/2006	A	65	69	L
1/13/2007	H	74	84	L
3/3/2007	A	63	94	L
1/20/2008	A	65	81	L
3/9/2008	H	68	64	W-OT
1/17/2009	A	65	55	W
2/28/2009	H	61	58	W
3/12/2009	N	66	51	W-BTT
1/21/2010	H	61	67	L
12/27/2010	A	69	60	W
3/10/2011	N	61	55	W-BTT
1/8/2012	H	82	88	L
1/22/2012	A	54	73	L
3/8/2012	N	58	75	L-BTT
1/7/2013	H	51	74	L
1/23/2013	A	49	72	L
1/11/2014	H	76	79	L
2/12/2014	A	66	65	W
1/13/2015	A	73	76	L
2/6/2016	H	68	63	W
1/18/2017	H	75	78	L
2/1/2017	A	102	110	L-3OT
1/9/2018	A	70	74	L
12/4/2018	H	62	64	L
1/29/2020	H	64	49	W
2/23/2020	A	60	68	L
12/30/2020	A	85	87	L-OT
1/2/2022	H	61	58	W

1/26/2022	A	57	74	L
1/11/2023	H	85	66	W
3/11/2023	N	77	73	W-BTT

## INDIANA (PA.)

Record: 5-1 (H: 5-0, A: 0-1, N: 0-0)

2/13/1903	A	19	33	L
12/2/1979	H	99	57	W
12/1/1982	H	86	46	W
11/30/1983	H	81	49	W
12/22/1984	H	66	58	W
12/11/1985	H	76	58	W

## INDIANA STATE

Record: 2-0 (H: 1-0, A: 1-0, N: 0-0)

12/3/1980	A	61	54	W
12/2/1981	H	60	50	W

## IOWA

Record: 20-33 (H: 14-10, A: 4-20, N: 2-3)

3/11/1955	N	53	82	L
12/26/1961	N	48	67	L
2/22/1993	H	58	74	L
2/24/1993	A	38	58	L
1/22/1994	A	70	81	L
2/23/1994	H	89	80	W
2/4/1995	H	74	64	W
3/23/1995	A	67	64	W-NIT
2/3/1996	A	95	87	W-OT
1/4/1997	H	57	69	L
3/5/1997	A	55	81	L
1/28/1998	H	67	65	W
1/27/1999	A	74	84	L
1/15/2000	H	73	61	W
3/4/2000	A	83	86	L
1/6/2001	H	85	86	L
3/1/2001	A	78	73	W
3/10/2001	N	74	94	L-BTT
2/2/2002	A	64	81	L
2/13/2002	H	71	65	W
2/5/2003	H	55	75	L
2/15/2003	A	71	84	L
1/31/2004	A	58	77	L
2/26/2005	H	56	78	L
1/14/2006	H	76	80	L
3/1/2006	A	38	65	L
1/24/2007	A	63	79	L
2/28/2007	H	74	72	W
1/25/2008	A	49	64	L
2/27/2008	H	65	64	W
1/24/2009	H	63	59	W
3/7/2009	A	67	75	L-2OT
1/16/2010	A	64	67	L
1/26/2011	H	65	51	W
2/4/2012	A	64	77	L
2/16/2012	H	69	64	W
1/31/2013	A	67	76	L
2/14/2013	H	72	74	L
2/15/2014	H	70	82	L
2/28/2015	H	77	81	L-OT
3/12/2015	N	67	58	W-BTT
2/3/2016	A	49	73	L

2/17/2016	H	79	75	W
3/5/2017	A	79	90	L
12/2/2017	A	77	73	W
2/3/2018	H	82	58	W
1/16/2019	H	82	89	L
1/4/2020	N	89	86	W
2/29/2020	A	68	77	L
2/21/2021	A	68	74	L
1/22/2022	A	51	68	L
1/31/2022	H	90	86	W-2OT
1/1/2023	H	83	79	W

## IOWA STATE

Record: 1-0 (H: 0-0, A: 0-0, N: 1-0)

12/29/1982	N	81	76	W
------------	---	----	----	---

## ITHACA

Record: 5-0 (H: 5-0, A: 0-0, N: 0-0)

12/14/1934	H	39	26	W
12/14/1935	H	38	32	W
12/6/1950	H	70	31	W
12/5/1951	H	51	21	W
1/17/1953	H	105	47	W

## JACKSONVILLE

Record: 1-0 (H: 0-0, A: 1-0, N: 0-0)

12/26/1974	A	75	73	W
------------	---	----	----	---

## JACKSONVILLE STATE

Record: 1-0 (H: 1-0, A: 0-0, N: 0-0)

11/12/2018	H	76	61	W
------------	---	----	----	---

## JAMES MADISON

Record: 1-2 (H: 1-1, A: 0-1, N: 0-0)

1/8/1992	A	69	82	L
12/12/1992	H	75	74	W
12/19/2001	H	69	85	L

## JOHNS HOPKINS

Record: 1-0 (H: 1-0, A: 0-0, N: 0-0)

1/21/1980	H	64	38	W
-----------	---	----	----	---

## JUNIATA

Record: 27-1 (H: 25-1, A: 2-0, N: 0-0)

12/15/1905	H	57	9	W
12/13/1906	H	62	1	W
1/10/1914	H	20	24	L
12/12/1914	H	50	27	W
1/22/1916	H	37	26	W
12/9/1916	H	28	25	W
1/20/1917	A	40	30	W
12/8/1917	H	41	28	W
1/19/1918	A	44	29	W
1/17/1919	H	40	16	W
2/14/1919	H	46	26	W
12/20/1919	H	56	18	W
12/15/1920	H	45	13	W
12/15/1921	H	48	16	W
12/14/1922	H	49	25	W
12/13/1923	H	61	13	W
12/17/1924	H	30	21	W
12/16/1925	H	38	22	W
2/16/1927	H	29	18	W

# SERIES GAME-BY-GAME

1/18/1928	H	53	18	W
2/10/1932	H	40	22	W
1/6/1934	H	39	19	W
1/12/1935	H	32	22	W
1/29/1944	H	38	29	W
12/20/1986	H	81	52	W
11/27/1987	H	83	32	W
12/22/1988	H	76	61	W
11/25/1989	H	64	26	W

## KANSAS

Record: 1-0 (H: 0-0, A: 1-0, N: 0-0)

12/11/1964	A	50	48	W
------------	---	----	----	---

## KANSAS STATE

Record: 1-1 (H: 0-0, A: 1-0, N: 0-1)

12/12/1964	A	60	59	W
12/22/1966	N	59	83	L

## KENT STATE

Record: 13-3 (H: 7-0, A: 5-3, N: 1-0)

12/31/1937	A	47	34	W
1/3/1940	A	36	31	W
2/8/1966	H	94	72	W
1/7/1967	A	70	62	W
1/6/1968	H	52	50	W
12/14/1968	A	63	49	W
12/3/1969	H	61	57	W
3/2/1971	A	85	86	L-OT
2/29/1972	H	61	51	W
12/18/1972	A	49	46	W
12/21/1973	H	62	53	W
1/8/1975	A	59	61	L
12/16/1975	H	65	63	W
12/9/1976	A	70	73	L
3/22/2000	H	81	74	W-NIT
12/23/2015	N	75	69	W

## KENTUCKY

Record: 1-3 (H: 0-0, A: 1-0, N: 0-3)

3/21/1952	N	54	82	L-NCAA
3/12/1955	N	59	84	L-NCAA
11/25/2000	A	73	68	W
11/19/2011	N	47	85	L

## LAFAYETTE

Record: 13-4 (H: 8-2, A: 3-1, N: 2-1)

1/8/1916	H	30	26	W
3/3/1916	A	22	14	W
2/28/1917	A	39	31	W
1/31/1919	A	25	33	L
2/5/1920	A	46	11	W
3/8/1924	H	34	14	W
1/14/1931	H	16	27	L
2/8/1933	H	48	25	W
1/13/1937	H	46	15	W
12/29/1956	N	59	64	L
1/5/1981	N	53	42	W
12/8/1981	N	63	62	W
2/20/1992	H	77	59	W
11/21/2001	H	75	66	W

12/21/2008	H	83	55	W
12/7/2011	H	57	61	L
11/25/2022	H	70	57	W

## LA SALLE

Record: 2-3 (H: 1-0, A: 0-1, N: 1-2)

3/19/1954	N	54	69	L-NCAA
12/27/1968	N	55	70	L
12/27/1986	N	59	58	W
12/5/2012	A	57	82	L
11/19/2013	H	79	72	W

## LAWRENCE TECH

Record: 0-1 (H: 0-0, A: 0-1, N: 0-0)

1/2/1951	A	56	67	L
----------	---	----	----	---

## LEBANON VALLEY

Record: 10-0 (H: 10-0, A: 0-0, N: 0-0)

2/5/1906	H	41	14	W
3/1/1907	H	52	20	W
2/10/1917	H	42	22	W
1/31/1920	H	69	10	W
1/29/1921	H	51	12	W
1/14/1922	H	29	14	W
1/27/1923	H	43	18	W
2/14/1925	H	42	15	W
1/8/1927	H	40	32	W
1/11/1928	H	41	22	W

## LEHIGH

Record: 31-11 (H: 21-1, A: 10-10, N: 0-0)

2/21/1902	H	39	24	W
2/25/1902	A	22	24	L
2/2/1906	A	19	31	L
2/14/1907	A	12	40	L
2/29/1908	A	16	24	L
2/22/1911	H	34	13	W
2/24/1912	A	33	35	L
1/22/1913	H	29	15	W
2/13/1913	A	28	37	L
2/21/1914	A	33	37	L
2/19/1916	H	29	19	W
3/4/1916	A	35	22	W
3/3/1917	A	18	35	L
1/14/1918	H	44	29	W
2/2/1918	A	36	29	W
2/1/1919	A	26	23	W
3/12/1920	H	33	19	W
1/19/1955	A	81	75	W-OT
2/5/1955	H	78	37	W
1/7/1956	A	54	39	W
2/6/1956	H	88	64	W
1/30/1957	A	67	72	L-OT
2/27/1957	H	72	38	W
1/10/1958	A	75	70	W
2/24/1959	H	88	52	W
2/25/1960	H	76	58	W
12/6/1960	A	66	50	W
12/5/1961	H	73	48	W
12/3/1962	A	77	49	W
1/25/1964	H	79	40	W
12/2/1975	A	93	45	W
12/10/1986	H	70	73	L
12/7/1987	A	72	79	L

2/6/1989	H	66	64	W
2/5/1990	A	64	60	W
12/6/1997	H	93	50	W
11/23/1998	H	74	48	W
11/22/1999	H	69	56	W
12/5/2001	H	61	48	W
11/19/2004	H	73	64	W
12/31/2007	H	81	68	W
11/12/2010	H	70	56	W

## LOCK HAVEN

Record: 11-0 (H: 9-0, A: 2-0, N: 0-0)

1/28/1900	H	17	13	W
3/1/1900	A	10	9	W
2/2/1901	H	44	2	W
1/17/1902	H	43	13	W
2/28/1902	A	21	16	W
1/16/1903	H	51	0	W
1/26/1935	H	46	20	W
12/8/1984	H	108	74	W
11/30/1985	H	79	54	W
12/27/1986	H	74	70	W
12/3/2004	H	94	46	W

## LONG BEACH STATE

Record: 0-1 (H: 0-0, A: 0-0, N: 0-1)

12/27/1985	N	45	47	L
------------	---	----	----	---

## LONG ISLAND

Record: 4-0 (H: 3-0, A: 0-0, N: 1-0)

12/29/2004	N	80	46	W
11/26/2005	H	80	64	W
12/13/2006	H	66	45	W
11/16/2011	H	77	68	W

## LONGWOOD

Record: 1-0 (H: 1-0, A: 0-0, N: 0-0)

11/24/2013	H	93	67	W
------------	---	----	----	---

## LOUISIANA-LAFAYETTE

Record: 0-1 (H: 0-0, A: 0-0, N: 0-1)

12/29/1987	N	69	74	L
------------	---	----	----	---

## LOUISIANA-MONROE

Record: 1-0 (H: 1-0, A: 0-0, N: 0-0)

12/12/2015	H	54	50	W
------------	---	----	----	---

## LOUISIANA STATE

Record: 1-1 (H: 0-0, A: 0-0, N: 1-1)

3/12/1954	N	78	70	W-NCAA
11/26/2021	N	63	68	L-OT

## LOUISVILLE

Record: 0-1 (H: 0-0, A: 0-0, N: 0-1)

11/24/1978	N	58	89	L
------------	---	----	----	---

## LOYOLA (MD.)

Record: 6-1 (H: 5-1, A: 1-0, N: 0-0)

1/26/1981	H	88	47	W
12/7/1986	H	70	74	L
11/30/1996	H	70	55	W
11/24/1997	A	90	82	W
11/24/1999	H	82	67	W

# SERIES GAME-BY-GAME

11/22/2000	H	87	58	W
11/10/2022	H	90	65	W

## M.I.T.

Record: 1-0 (H: 1-0, A: 0-0, N: 0-0)

2/12/1915	H	60	14	W
-----------	---	----	----	---

## MAINE

Record: 1-1 (H: 1-1, A: 0-0, N: 0-0)

12/23/2006	H	75	42	W
------------	---	----	----	---

12/21/2010	H	65	74	L
------------	---	----	----	---

## MANHATTAN

Record: 3-1 (H: 0-0, A: 2-1, N: 1-0)

2/27/1908	A	29	26	W
-----------	---	----	----	---

2/23/1909	A	22	16	W
-----------	---	----	----	---

12/14/1911	A	19	22	L
------------	---	----	----	---

11/28/1999	N	83	77	W
------------	---	----	----	---

## MARQUETTE

Record: 3-3 (H: 1-1, A: 2-1, N: 0-1)

12/11/1976	A	49	79	L
------------	---	----	----	---

2/2/1978	H	60	73	L
----------	---	----	----	---

3/14/1990	H	57	54	W-NIT
-----------	---	----	----	-------

12/7/1991	A	60	56	W
-----------	---	----	----	---

3/27/1995	N	79	87	L-NIT
-----------	---	----	----	-------

3/20/2018	A	85	80	W-NIT
-----------	---	----	----	-------

## MARSHALL

Record: 7-0 (H: 3-0, A: 2-0, N: 2-0)

12/14/1944	H	34	32	W
------------	---	----	----	---

12/28/1962	N	75	65	W
------------	---	----	----	---

12/8/1990	H	79	72	W
-----------	---	----	----	---

12/29/1991	N	78	64	W
------------	---	----	----	---

1/16/1992	A	67	60	W
-----------	---	----	----	---

12/7/2013	H	90	77	W
-----------	---	----	----	---

12/6/2014	A	73	69	W
-----------	---	----	----	---

## MARYLAND

Record: 15-16 (H: 12-2, A: 2-10, N: 1-4)

12/3/1938	H	42	28	W
-----------	---	----	----	---

12/1/1960	A	47	64	L
-----------	---	----	----	---

12/2/1961	H	71	65	W
-----------	---	----	----	---

12/1/1962	A	62	61	W
-----------	---	----	----	---

12/7/1963	H	91	62	W
-----------	---	----	----	---

12/2/1964	A	71	72	L
-----------	---	----	----	---

12/1/1965	H	65	61	W
-----------	---	----	----	---

12/1/1966	A	53	76	L
-----------	---	----	----	---

12/2/1967	H	76	71	W
-----------	---	----	----	---

11/30/1968	A	56	66	L
------------	---	----	----	---

12/1/1977	N	80	89	L
-----------	---	----	----	---

12/7/1978	N	61	69	L
-----------	---	----	----	---

12/3/1979	N	55	56	L
-----------	---	----	----	---

11/27/1982	N	97	79	W
------------	---	----	----	---

12/6/1983	N	58	67	L
-----------	---	----	----	---

3/19/1990	H	80	78	W-NIT
-----------	---	----	----	-------

12/1/2010	H	39	62	L
-----------	---	----	----	---

2/4/2015	A	58	64	L
----------	---	----	----	---

2/14/2015	H	73	76	L
-----------	---	----	----	---

12/30/2015	A	64	70	L
------------	---	----	----	---

2/7/2017	H	70	64	W
----------	---	----	----	---

1/2/2018	A	69	75	L
----------	---	----	----	---

2/7/2018	H	74	70	W
----------	---	----	----	---

12/1/2018	A	59	66	L
-----------	---	----	----	---

2/27/2019	H	78	61	W
-----------	---	----	----	---

12/10/2019	H	76	69	W
------------	---	----	----	---

2/5/2021	H	55	50	W
----------	---	----	----	---

3/7/2021	A	66	61	W
----------	---	----	----	---

2/21/2022	A	61	67	L
-----------	---	----	----	---

2/11/2023	A	68	74	L
-----------	---	----	----	---

3/5/2023	H	65	64	W
----------	---	----	----	---

## MARYLAND EASTERN SHORE

Record: 3-0 (H: 3-0, A: 0-0, N: 0-0)

12/20/1993	H	81	54	W
------------	---	----	----	---

12/6/1994	H	86	55	W
-----------	---	----	----	---

11/5/2019	H	84	46	W
-----------	---	----	----	---

## MASSACHUSETTS

Record: 13-11 (H: 9-2, A: 4-8, N: 0-1)

12/1/1976	A	72	70	W-OT
-----------	---	----	----	------

2/21/1998	H	76	69	W-OT
-----------	---	----	----	------

2/21/1979	A	54	42	W
-----------	---	----	----	---

2/20/1980	H	50	36	W
-----------	---	----	----	---

1/29/1983	H	59	57	W
-----------	---	----	----	---

2/2/1983	A	62	84	L
----------	---	----	----	---

2/2/1984	H	60	75	L
----------	---	----	----	---

2/11/1984	A	81	88	L
-----------	---	----	----	---

1/31/1985	A	71	65	W-OT
-----------	---	----	----	------

2/9/1985	H	78	79	L-OT
----------	---	----	----	------

1/6/1986	H	64	63	W
----------	---	----	----	---

2/10/1986	A	52	56	L
-----------	---	----	----	---

1/5/1987	H	64	50	W-OT
----------	---	----	----	------

2/19/1987	A	59	66	L
-----------	---	----	----	---

1/5/1988	A	51	69	L
----------	---	----	----	---

2/13/1988	H	71	53	W
-----------	---	----	----	---

1/5/1989	H	107	79	W
----------	---	-----	----	---

2/23/1989	A	90	71	W
-----------	---	----	----	---

1/6/1990	A	52	64	L
----------	---	----	----	---

1/18/1990	H	74	71	W
-----------	---	----	----	---

3/5/1990	N	59	64	L
----------	---	----	----	---

1/3/1991	H	65	64	W
----------	---	----	----	---

2/16/1991	A	64	73	L
-----------	---	----	----	---

11/15/2021	A	56	81	L
------------	---	----	----	---

## MEMPHIS

Record: 2-3 (H: 0-1, A: 0-1, N: 2-1)

3/8/1955	N	59	55	W-NCAA
----------	---	----	----	--------

12/27/1974	N	61	54	W
------------	---	----	----	---

12/17/1976	N	69	77	L
------------	---	----	----	---

2/23/1981	A	67	75	L
-----------	---	----	----	---

2/20/1982	H	46	52	L
-----------	---	----	----	---

## MEXICO

Record: 2-0 (H: 2-0, A: 0-0, N: 0-0)

2/25/1941	H	62	18	W
-----------	---	----	----	---

1/10/1945	H	50	29	W
-----------	---	----	----	---

## MIAMI (FLA.)

Record: 3-1 (H: 2-1, A: 0-0, N: 1-0)

11/28/1986	N	74	61	W
------------	---	----	----	---

11/27/1990	H	93	67	W
------------	---	----	----	---

3/15/1995	H	62	56	W-NIT
-----------	---	----	----	-------

12/1/2021	H	58	63	L
-----------	---	----	----	---

## MIAMI (OHIO)

Record: 1-2 (H: 1-0, A: 0-1, N: 0-1)

12/29/1962	N	66	73	L
------------	---	----	----	---

1/18/1992	H	87	73	W
-----------	---	----	----	---

12/7/1992	A	68	81	L
-----------	---	----	----	---

## MICHIGAN

Record: 15-39 (H: 9-14, A: 3-23, N: 3-2)

1/1/1929	A	11	32	L
----------	---	----	----	---

12/27/1951	N	62	60	W
------------	---	----	----	---

2/17/1993	H	70	80	L
-----------	---	----	----	---

3/9/1994	A	72	81	L
----------	---	----	----	---

1/8/1995	H	73	63	W
----------	---	----	----	---

3/8/1995	A	60	67	L
----------	---	----	----	---

1/21/1996	A	66	67	L
-----------	---	----	----	---

2/22/1996	H	67	57	W
-----------	---	----	----	---

1/28/1997	H	59	67	L
-----------	---	----	----	---

2/8/1997	A	64	81	L
----------	---	----	----	---

1/3/1998	A	75	92	L
----------	---	----	----	---

2/25/1998	H	61	77	L
-----------	---	----	----	---

1/2/1999	H	70	52	W
----------	---	----	----	---

2/24/1999	A	78	72	W
-----------	---	----	----	---

2/19/2000	A	87	89	L-OT
-----------	---	----	----	------

3/9/2000	N	76	66	W-BTT
----------	---	----	----	-------

2/7/2001	H	77	66	W
----------	---	----	----	---

3/8/2001	N	82	80	W-BTT
----------	---	----	----	-------

1/2/2002	H	63	67	L
----------	---	----	----	---

2/9/2002	A	58	65	L
----------	---	----	----	---

1/11/2003	A	53	66	L
-----------	---	----	----	---

3/5/2003	H	62	78	L
----------	---	----	----	---

1/24/2004	H	59	69	L
-----------	---	----	----	---

2/18/2004	A	53	76	L
-----------	---	----	----	---

1/15/2005	H	62	66	L
-----------	---	----	----	---

2/23/2005	A	48	63	L
-----------	---	----	----	---

2/1/2006	H	65	71	L
----------	---	----	----	---

1/17/2007	A	57	77	L
-----------	---	----	----	---

2/9/2008	A	63	68	L
----------	---	----	----	---

3/1/2008	H	69	61	W
----------	---	----	----	---

1/20/2009	H	73	58	W
-----------	---	----	----	---

2/5/2009	A	51	71	L
----------	---	----	----	---

1/7/2010	H	55	64	L
----------	---	----	----	---

2/20/2010	A	55	51	W
-----------	---	----	----	---

1/2/2011	A	69	76	L
----------	---	----	----	---

2/6/2011	H	62	65	L
----------	---	----	----	---



# SERIES GAME-BY-GAME

MICHIGAN STATE				
Record: 10-43 (H: 5-17, A: 2-25, N: 3-1)				
1/2/1929	A	14	16	L
12/28/1938	A	21	35	L
12/29/1950	A	43	51	L
12/30/1954	A	74	85	L
3/13/1993	A	53	70	L
3/12/1994	H	71	70	W
2/2/1995	A	62	82	L
2/11/1995	H	53	68	L
1/31/1996	A	58	61	L
2/10/1996	H	54	50	W
1/15/1997	H	58	69	L
2/22/1997	A	57	71	L
1/24/1998	A	59	71	L
2/2/1999	H	68	70	L
1/5/2000	A	63	76	L
2/23/2000	H	63	79	L
1/3/2001	A	73	98	L
2/24/2001	H	57	76	L
3/9/2001	N	65	63	W-BTT
1/19/2002	H	65	77	L
1/22/2003	A	36	70	L
1/14/2004	A	58	76	L
2/28/2004	H	42	67	L
1/5/2005	H	58	84	L
3/5/2005	A	64	90	L
1/28/2006	A	60	69	L
1/20/2007	H	64	91	L
2/2/2008	H	85	76	W
2/20/2008	A	49	86	L
1/14/2009	H	73	78	L
2/1/2009	A	72	68	W
2/13/2010	H	54	65	L
3/4/2010	A	65	67	L
1/8/2011	H	66	62	W
2/10/2011	A	57	75	L
3/12/2011	N	61	48	W-BTT
2/8/2012	A	57	77	L
1/16/2013	H	72	81	L
12/31/2013	H	63	79	L
2/6/2014	A	67	82	L
1/21/2015	A	60	66	L
1/10/2016	H	65	92	L
2/28/2016	A	57	88	L
1/7/2017	N	72	63	W
3/9/2017	N	51	78	L-BTT
1/31/2018	A	68	76	L
1/13/2019	H	56	71	L
2/4/2020	A	75	70	W
3/3/2020	H	71	79	L
2/9/2021	A	58	60	L
12/11/2021	A	64	80	L
2/15/2022	H	62	58	W
12/7/2022	H	58	67	L

MINNESOTA				
Record: 19-38 (H: 14-11, A: 4-22, N: 1-5)				
12/26/1975	A	70	86	L
2/3/1993	A	67	95	L
3/6/1993	H	41	67	L
1/15/1994	H	78	67	W
2/16/1994	A	66	94	L
1/4/1995	A	67	69	L
3/11/1995	H	69	60	W
1/11/1996	H	76	61	W
3/2/1996	A	60	65	L
2/5/1997	A	70	85	L
1/10/1998	H	75	68	W
2/18/1998	A	77	82	L
3/26/1998	N	72	79	L-NIT
1/9/1999	A	60	75	L
2/17/1999	H	63	69	L
1/26/2000	H	80	72	W
2/14/2001	A	82	62	W
1/30/2002	A	70	94	L
2/23/2002	H	64	68	L
3/7/2002	N	60	84	L-BTT
1/29/2003	H	75	76	L
2/22/2003	A	62	77	L
1/7/2004	H	75	72	W
3/6/2004	A	62	78	L
1/8/2005	A	62	83	L
3/2/2005	H	69	73	L
2/8/2006	H	66	77	L
1/27/2007	A	60	65	L
1/12/2008	H	73	76	L
2/24/2008	A	68	75	L
1/11/2009	A	59	79	L
2/14/2009	H	68	63	W
12/29/2009	A	70	75	L
2/6/2010	H	64	66	L
3/11/2010	N	55	76	L-BTT
2/17/2011	H	66	63	W
3/6/2011	A	66	63	W
1/15/2012	H	66	80	L
3/2/2013	A	44	73	L
1/8/2014	H	65	68	L
3/9/2014	A	63	81	L
3/13/2014	N	56	63	L-BTT
1/28/2015	H	63	58	W
3/8/2015	A	79	76	W
1/5/2016	H	86	77	W
1/14/2017	H	52	50	W
2/25/2017	A	71	81	L
1/15/2018	H	84	95	L-OT
1/19/2019	A	64	65	L
3/14/2019	N	72	77	L-OT-BTT
1/15/2020	A	69	75	L
2/8/2020	H	83	77	W
3/3/2021	H	84	65	W
2/12/2022	A	70	76	L
2/17/2022	H	67	46	W
3/9/2022	N	60	51	W-BTT
2/18/2023	A	76	69	W

MISSISSIPPI				
Record: 0-4 (H: 0-1, A: 0-1, N: 0-2)				
11/26/2010	A	71	84	L
12/4/2011	H	70	72	L
11/30/2013	N	76	79	L
11/27/2019	N	72	74	L

MISSISSIPPI STATE				
Record: 1-1 (H: 0-0, A: 0-0, N: 1-1)				
12/28/1997	N	57	58	L
3/27/2018	N	75	60	W-NIT

MISSOURI-KANSAS CITY (UMKC)				
Record: 1-0 (H: 1-0, A: 0-0, N: 0-0)				
12/7/2005	H	75	71	W

MONMOUTH				
Record: 2-0 (H: 2-0, A: 0-0, N: 0-0)				
11/21/1997	H	73	42	W
11/26/2013	H	84	52	W

MONT ALTO ACADEMY				
Record: 1-0 (H: 1-0, A: 0-0, N: 0-0)				
1/19/1912	H	41	27	W

MONTANA				
Record: 1-0 (H: 1-0, A: 0-0, N: 0-0)				
11/15/2017	H	70	57	W

MONTANA STATE				
Record: 0-1 (H: 0-1, A: 0-0, N: 0-0)				
1/7/1930	H	42	51	L

MOREHEAD STATE				
Record: 1-0 (H: 1-0, A: 0-0, N: 0-0)				
11/10/2006	H	63	46	W

MORGAN STATE				
Record: 6-0 (H: 6-0, A: 0-0, N: 0-0)				
12/14/1985	H	78	51	W
1/11/1992	H	102	51	W
11/25/1995	H	90	65	W
12/2/2006	H	80	71	W
11/14/2014	H	61	48	W
12/21/2016	H	96	55	W

MOUNT ST. MARY'S				
Record: 8-0 (H: 8-0, A: 0-0, N: 0-0)				
12/5/1992	H	60	55	W
11/25/1994	H	90	60	W
11/23/1996	H	64	57	W
12/31/2005	H	65	53	W
12/13/2008	H	61	56	W
12/7/2010	H	57	53	W
12/18/2011	H	72	43	W
12/22/2013	H	92	82	W

MOUNT UNION				
Record: 1-0 (H: 0-0, A: 1-0, N: 0-0)				
1/1/1940	A	31	24	W

# SERIES GAME-BY-GAME

## MUHLBERG

Record: 9-4 (H: 7-2, A: 2-2, N: 0-0)

1/30/1919	A	33	15	W
1/14/1939	A	43	27	W
2/27/1941	H	50	29	W
12/4/1943	A	34	40	L
12/6/1944	H	36	37	L-OT
12/12/1945	H	36	55	L
1/5/1946	A	38	47	L
1/11/1947	H	48	36	W
1/22/1975	H	81	67	W
1/17/1976	H	91	61	W
12/7/1976	H	64	46	W
12/12/1977	H	109	78	W
12/5/1979	H	85	47	W

## MURRAY STATE

Record: 1-0 (H: 1-0, A: 0-0, N: 0-0)

3/15/1989	H	89	73	W-NIT
-----------	---	----	----	-------

## NAVY

Record: 27-30 (H: 10-3, A: 17-27, N: 0-0)

2/20/1915	A	24	33	L
1/31/1925	A	39	37	W-2OT
2/13/1926	A	21	31	L
1/19/1929	A	39	25	W
1/28/1931	A	38	45	L
1/27/1934	A	24	43	L
2/16/1935	A	27	33	L
1/11/1936	A	30	36	L
2/13/1937	A	32	31	W-OT
1/28/1939	A	19	38	L
1/20/1940	A	40	17	W
1/18/1941	A	23	20	W
2/4/1942	A	29	25	W
2/6/1943	A	33	21	W
2/5/1944	A	26	46	L
1/31/1945	A	27	60	L
2/6/1946	A	33	34	L
2/15/1947	A	43	58	L
2/18/1948	A	36	40	L
1/19/1949	A	47	55	L
2/11/1950	A	40	46	L
2/7/1951	A	44	41	W
1/30/1952	A	53	49	W
2/4/1953	A	53	77	L
1/16/1954	A	58	62	L
1/8/1955	H	84	64	W
2/1/1956	A	70	65	W
2/6/1957	A	48	53	L
1/28/1958	A	53	58	L
2/11/1959	A	58	68	L-OT
2/10/1960	A	71	87	L
2/4/1961	A	56	58	L
1/13/1962	H	67	79	L
2/9/1963	A	79	67	W
2/8/1964	A	83	63	W
2/6/1965	H	84	56	W
2/12/1966	A	66	59	W
2/11/1967	H	64	68	L
2/10/1968	A	64	65	L
2/8/1969	H	61	57	W

2/14/1970	A	79	71	W
2/13/1971	H	73	62	W
2/12/1972	A	68	59	W
2/10/1973	H	73	53	W
2/9/1974	A	33	52	L
2/8/1975	H	64	66	L
2/14/1976	A	81	83	L-2OT
2/12/1977	H	77	64	W
2/11/1978	A	64	87	L
2/10/1979	H	43	40	W
2/9/1980	A	51	44	W
2/7/1981	H	67	51	W
2/6/1982	A	62	54	W-OT
2/5/1983	H	104	83	W
2/6/1984	A	69	100	L
12/5/1984	H	66	63	W
12/4/1985	A	50	103	L

## NAVY PRE-FLIGHT

Record: 1-0 (H: 0-0, A: 1-0, N: 0-0)

2/5/1943	A	51	34	W
----------	---	----	----	---

## NEBRASKA

Record: 14-12 (H: 10-3, A: 3-9, N: 3-0)

12/9/1980	A	50	75	L
12/21/1981	H	60	58	W
3/21/1995	A	65	59	W-NIT
1/11/2012	A	58	70	L
2/11/2012	H	67	51	W
1/19/2013	H	64	68	L
2/9/2013	A	53	67	L
1/23/2014	H	58	54	W
2/20/2014	A	67	80	L
2/7/2015	H	56	43	W
3/11/2015	N	68	65	W-BIT
2/13/2016	A	54	70	L
2/25/2016	H	56	55	W
2/14/2017	A	66	82	L
3/8/2017	N	76	67	W-OT-BIT
1/12/2018	H	76	74	W-OT
2/25/2018	A	64	76	L
1/10/2019	A	64	70	L
2/19/2019	H	95	71	W
2/1/2020	A	76	64	W
2/14/2021	H	61	62	L
2/23/2021	A	86	83	W
3/10/2021	N	72	66	W
2/27/2022	H	70	93	L
1/21/2023	H	76	65	W
2/5/2023	A	63	72	L

## NEW HAMPSHIRE

Record: 4-0 (H: 4-0, A: 0-0, N: 0-0)

2/1/1981	H	85	72	W
12/20/2005	H	75	51	W
11/23/2008	H	70	50	W
12/23/2012	H	72	45	W

## NEW MEXICO

Record: 1-1 (H: 0-0, A: 0-1, N: 1-0)

3/28/1990	N	83	81	W-OT-NIT
12/29/2003	A	63	82	L

## NEW ORLEANS

Record: 0-1 (H: 0-0, A: 0-1, N: 0-0)

12/28/1985	A	59	61	L-OT
------------	---	----	----	------

## NEW YORK UNIVERSITY

Record: 5-3 (H: 1-1, A: 3-1, N: 1-1)

12/13/1911	A	19	18	W
2/29/1924	A	25	19	W
2/14/1940	H	29	35	L
1/10/1941	A	47	34	W
2/28/1942	H	43	35	W
1/6/1943	A	39	40	L
1/5/1944	N	37	36	W
12/17/1964	N	73	82	L

## NYULS

Record: 1-0 (H: 1-0, A: 0-0, N: 0-0)

2/8/1907	H	19	17	W
----------	---	----	----	---

## NIAGARA

Record: 2-2 (H: 1-0, A: 0-1, N: 1-1)

12/30/1961	N	70	77	L-OT
12/28/1968	N	77	74	W
2/17/1982	A	80	92	L
1/19/1983	H	96	66	W

## NICHOLLS STATE

Record: 1-0 (H: 1-0, A: 0-0, N: 0-0)

11/23/2005	H	93	56	W
------------	---	----	----	---

## NJIT

Record: 1-0 (H: 1-0, A: 0-0, N: 0-0)

11/17/2008	H	74	47	W
------------	---	----	----	---

## NORTH CAROLINA

Record: 1-4 (H: 0-1, A: 0-2, N: 1-1)

12/3/1966	A	63	93	L
12/29/1970	N	57	73	L
12/28/1981	H	50	56	L-OT
3/18/2001	N	82	74	W-NCAA
11/18/2002	A	55	85	L

## NORTH CAROLINA STATE

Record: 3-18 (H: 1-2, A: 1-13, N: 1-3)

12/30/1949	H	40	50	L
3/22/1952	N	60	69	L
12/19/1953	A	74	89	L
12/9/1954	A	77	99	L
12/3/1955	A	42	78	L
12/8/1956	A	60	66	L
12/7/1957	A	62	80	L
12/1/1958	A	54	70	L
12/1/1959	A	53	65	L
12/2/1963	A	60	64	L
12/27/1965	A	70	69	W
12/4/1976	A	61	87	L
12/10/1977	H	60	79	L
12/29/1978	A	58	80	L
11/25/1996	A	41	44	L
11/29/1997	H	61	57	W
3/30/2000	N	74	72	W-NIT

# SERIES GAME-BY-GAME

11/29/2000	A	76	84	L
11/15/2012	N	55	72	L
11/29/2017	A	78	85	L
12/15/2018	N	78	89	L

## NORTH FLORIDA

Record: 1-0 (H: 1-0, A: 0-0, N: 0-0)

11/9/2018	H	87	72	L
-----------	---	----	----	---

## NORTHEASTERN

Record: 1-1 (H: 1-1, A: 0-0, N: 0-0)

1/24/1981	H	58	60	L
12/14/2002	H	79	67	W

## NORTHWESTERN

Record: 38-20 (H: 19-6, A: 16-12, N: 3-2)

12/31/1928	A	17	41	L
1/13/1993	H	70	68	W
2/13/1993	A	58	67	L
1/29/1994	A	80	75	W
3/2/1994	H	73	71	W
1/21/1995	H	79	51	W
2/22/1995	A	89	59	W
1/13/1996	A	83	74	W-OT
2/28/1996	H	78	62	W
1/22/1997	A	71	69	W
2/15/1997	H	61	55	W
1/22/1998	H	83	45	W
2/8/1998	A	69	68	W-OT
1/20/1999	A	60	62	L-OT
2/6/1999	H	67	71	L
3/4/1999	N	44	54	L-BTT
1/13/2000	A	82	49	W
2/16/2000	H	73	64	W
1/13/2001	H	73	66	W
2/21/2001	A	61	62	L
2/16/2002	H	49	55	L
3/1/2003	A	79	85	L-2OT
1/28/2004	H	63	61	W-OT
2/14/2004	A	52	65	L
3/11/2004	N	52	57	L-BTT
1/22/2005	H	65	62	W
2/19/2005	A	39	54	L
1/11/2006	A	65	61	W
2/25/2006	H	68	55	W
3/9/2006	N	60	42	W-BTT
1/3/2007	H	83	57	W
2/10/2007	A	51	53	L
1/2/2008	A	79	68	W
12/31/2008	H	61	57	W
2/17/2010	H	81	70	W
2/28/2010	A	79	60	W
2/13/2011	H	65	41	W
2/24/2011	A	66	52	W
1/1/2012	A	56	68	L
2/25/2012	H	66	67	L
1/10/2013	H	54	70	L
3/7/2013	A	66	59	W
3/6/2014	A	59	32	W
2/21/2015	A	39	60	L
1/16/2016	A	71	62	W
3/3/2016	H	61	71	L
12/27/2016	H	77	87	L

1/5/2018	H	78	63	W
1/20/2018	A	61	70	L
3/1/2018	N	65	57	W-BTT
2/4/2019	A	59	52	W
2/15/2020	H	77	61	W
3/7/2020	A	69	80	L
1/23/2021	H	81	78	W
1/5/2022	A	74	70	W
2/25/2022	H	67	60	W
3/1/2023	A	68	65	W-OT
3/10/2023	N	67	65	W-OT-BTT

## NOTRE DAME

Record: 4-1 (H: 1-0, A: 1-0, N: 2-1)

2/21/1925	H	33	22	W
3/13/1954	N	71	63	W-NCAA
3/28/2000	N	52	73	L-NIT
3/31/2009	N	67	59	W-NIT
3/17/2018	A	73	63	W-NIT

## OHIO STATE

Record: 21-43 (H: 10-16, A: 7-23, N: 4-4)

12/30/1950	N	67	58	W
12/23/1961	A	49	92	L
12/8/1973	A	65	72	L
12/7/1975	H	74	68	W
1/2/1992	A	63	73	L
1/5/1993	H	68	71	L
2/6/1993	A	59	62	L
1/19/1994	A	57	79	L
2/19/1994	H	57	60	L
1/14/1995	A	78	64	W
3/1/1995	H	75	68	W
1/3/1996	A	72	69	W
3/9/1996	H	86	70	W
1/8/1997	A	62	70	L
3/1/1997	H	56	55	W
2/16/1998	H	90	81	W
2/28/1998	A	89	85	W-OT
11/20/1998	A	62	70	L(V)
2/27/1999	H	98	85	W-OT
2/12/2000	A	75	88	L
3/1/2000	H	73	79	L
3/10/2000	N	71	66	W-BTT(V)
1/10/2001	A	78	75	W(V)
3/3/2001	H	87	93	L(V)
1/16/2002	A	57	76	L(V)
2/12/2003	H	67	76	L
1/10/2004	H	64	47	W
3/3/2004	A	64	71	L
1/26/2005	A	62	68	L
2/12/2005	H	56	66	L
3/10/2005	N	69	72	L-BTT
1/5/2006	A	69	104	L
1/21/2006	H	64	75	L
3/10/2006	N	56	63	L-BTT
2/14/2007	H	62	64	L
2/21/2007	A	60	68	L
1/29/2008	H	56	68	L
2/24/2009	A	59	73	L
2/3/2010	A	62	75	L
2/24/2010	H	67	75	L
1/15/2011	A	66	69	L

3/1/2011	H	61	82	L
3/13/2011	N	60	71	L-BTT
1/25/2012	A	54	78	L
1/26/2013	H	51	65	L
1/29/2014	A	71	70	W-OT
2/27/2014	H	65	63	W
2/21/2015	A	55	75	L
3/4/2015	H	67	77	L
1/25/2016	A	46	66	L
3/10/2016	N	75	79	L-BTT
2/28/2017	H	70	71	L
1/25/2018	A	82	79	W
2/15/2018	H	79	56	W
3/2/2018	N	69	68	W-BTT
2/7/2019	A	70	74	L
12/7/2019	A	74	106	L
1/18/2020	H	90	76	W
1/27/2021	A	79	83	L
2/18/2021	H	82	92	L
12/5/2021	H	64	76	L
1/16/2022	A	56	61	L
3/10/2022	N	71	68	W-BTT
2/23/2023	A	75	71	W

(V) indicates game vacated by Ohio State

## OHIO UNIVERSITY

Record: 0-2 (H: 0-1, A: 0-1, N: 0-0)

2/26/1974	H	69	78	L
3/4/1975	A	71	79	L

## OKLAHOMA

Record: 0-2 (H: 0-1, A: 0-1, N: 0-0)

12/8/1985	A	63	85	L
12/1/1987	H	59	93	L

## OKLAHOMA STATE

Record: 0-1 (H: 0-0, A: 0-1, N: 0-0)

12/29/1952	A	61	68	L
------------	---	----	----	---

known as/listed as Oklahoma A&M in 1952-53 results

## OLD DOMINION

Record: 2-0 (H: 1-0, A: 1-0, N: 0-0)

2/5/1992	A	84	79	W
2/24/1992	H	71	51	W

## ORAL ROBERTS

Record: 1-0 (H: 1-0, A: 0-0, N: 0-0)

11/24/2017	H	86	48	W
------------	---	----	----	---

## OREGON

Record: 0-1 (H: 0-0, A: 0-0, N: 0-1)

12/6/1974	N	40	76	L
-----------	---	----	----	---

## OREGON STATE

Record: 1-1 (H: 0-0, A: 0-0, N: 1-1)

12/23/1966	N	61	64	L-2OT
11/27/2021	N	60	45	W

## PENNSYLVANIA

Record: 19-30 (H: 7-1, A: 10-28, N: 2-1)

2/9/1901	H	33	3	W
2/7/1902	H	52	17	W
2/22/1905	A	29	24	W
2/3/1906	A	18	28	L
2/13/1907	A	16	35	L

# SERIES GAME-BY-GAME

2/14/1908	A	19	28	L
12/15/1908	A	23	30	L
12/15/1909	A	17	28	L
12/14/1910	A	22	30	L
1/29/1919	A	13	34	L
2/7/1920	A	16	21	L
3/16/1921	A	21	19	W
2/22/1922	A	16	23	L
2/7/1923	A	30	23	W
2/2/1924	A	22	27	L
2/28/1925	A	24	36	L
3/2/1926	A	16	24	L
1/29/1927	A	26	32	L
1/14/1928	A	21	23	L
2/2/1929	A	29	39	L
2/1/1930	A	22	28	L
1/27/1932	A	23	27	L
1/7/1933	A	24	43	L
1/5/1935	A	22	43	L
1/8/1936	A	31	26	W
1/6/1937	A	33	41	L
1/5/1938	A	40	28	W
2/4/1939	A	34	21	W
2/8/1950	A	49	66	L
3/7/1951	A	58	61	L
2/20/1952	A	52	54	L
1/31/1953	A	56	60	L
12/12/1953	A	72	67	W
3/2/1955	H	79	85	L
2/11/1956	A	72	79	L
12/28/1956	N	89	59	W
2/15/1957	A	68	77	L
2/5/1958	H	71	70	W
1/23/1982	A	44	58	L
1/25/1992	N	86	87	L-OT
12/9/1995	N	88	61	W
12/12/1998	H	71	55	W
12/4/1999	A	59	56	W
12/2/2000	H	84	74	W
11/23/2002	A	37	62	L
11/25/2008	A	85	73	W
11/13/2009	H	70	55	W
12/1/2012	H	58	47	W
11/16/2013	A	83	71	W

## PHILADELPHIA TEXTILE

Record: 4-0 (H: 4-0, A: 0-0, N: 0-0)

1/17/1981	H	87	61	W
1/9/1982	H	84	68	W
12/7/1982	H	86	73	W
12/15/1984	H	92	77	W

## PITTSBURGH

Record: 76-72 (H: 45-25, A: 30-46, N: 1-1)

3/5/1906	A	30	4	W
2/6/1908	H	30	13	W
1/17/1913	A	30	25	W
2/22/1913	H	31	20	W
1/20/1914	A	29	26	W
2/28/1914	H	26	17	W
1/16/1915	A	32	35	L
2/26/1915	H	31	28	W
3/6/1915	A	35	39	L

2/5/1916	A	38	43	L
2/26/1916	H	27	31	L
2/1/1917	A	36	37	L
2/24/1917	H	37	32	W
2/23/1918	H	38	15	W
2/28/1918	A	36	28	W
2/22/1919	H	39	19	W
2/28/1919	A	33	31	W
2/21/1920	H	37	19	W
2/28/1920	A	34	29	W
2/4/1921	A	39	33	W
2/19/1921	H	50	28	W
2/3/1922	A	30	27	W
2/18/1922	H	27	28	L
2/2/1923	A	38	31	W
2/17/1923	H	38	11	W
2/15/1924	A	30	31	L
2/22/1924	H	29	13	W
2/7/1925	A	40	25	W
3/13/1925	A	35	30	W
1/29/1926	A	26	30	L
3/13/1926	H	31	37	L
2/25/1927	A	27	33	L
3/12/1927	H	35	34	W
2/10/1928	A	25	48	L
3/10/1928	H	28	45	L
2/15/1929	A	38	49	L
3/11/1929	H	23	29	L
2/14/1930	A	20	47	L
3/15/1930	H	30	47	L
2/21/1931	A	24	30	L
3/14/1931	H	32	37	L
3/5/1932	H	32	36	L
3/12/1932	A	40	30	W
3/9/1935	H	25	41	L
1/18/1936	H	23	45	L
3/7/1936	A	38	41	L
1/23/1937	A	28	36	L
3/6/1937	H	24	21	W
2/12/1938	A	34	39	L
3/5/1938	H	25	26	L
2/8/1939	A	41	22	W
2/25/1939	H	36	35	W
1/6/1940	A	28	31	L
3/2/1940	A	36	29	W
1/11/1941	A	27	36	L
3/1/1941	H	36	21	W
1/17/1942	A	34	30	W
2/21/1942	H	33	28	W
1/16/1943	A	37	38	L
2/20/1943	H	32	13	W
1/15/1944	A	15	12	W
2/19/1944	H	35	29	W
1/13/1945	A	41	58	L
2/17/1945	H	53	36	W
1/12/1946	A	38	45	L
2/2/1946	H	48	37	W
1/4/1947	A	31	42	L
2/1/1947	H	46	39	W
1/3/1948	A	34	35	L
1/31/1948	H	34	42	L
12/4/1948	A	33	40	L
2/19/1949	H	49	38	W

1/21/1950	H	34	21	W
1/25/1950	A	58	51	W
2/14/1951	A	51	60	L
3/3/1951	H	64	44	W
12/28/1951	A	62	40	W
1/19/1952	A	52	45	W
3/1/1952	H	24	9	W
1/10/1953	A	56	57	L
2/28/1953	H	73	53	W
1/28/1954	H	91	85	W-30T
2/13/1954	A	62	74	L
1/15/1955	A	66	76	L
2/26/1955	H	77	71	W
1/14/1956	A	60	78	L
3/3/1956	H	90	100	L
1/12/1957	A	75	66	W
3/2/1957	H	65	80	L
1/25/1958	H	64	71	L
3/1/1958	A	59	61	L
1/24/1959	H	67	58	W
2/28/1959	A	65	84	L
1/23/1960	H	75	64	W
2/27/1960	A	63	64	L-OT
2/11/1961	H	73	59	W
2/25/1961	A	53	57	L
1/6/1962	A	74	62	W
2/24/1962	H	63	55	W
12/22/1962	H	48	68	L
2/23/1963	A	67	83	L
1/11/1964	A	60	69	L
2/29/1964	H	78	63	W
1/23/1965	H	59	40	W
2/27/1965	A	83	72	W
1/22/1966	H	66	62	W
2/26/1966	A	89	57	W
1/14/1967	H	84	44	W
2/25/1967	A	87	73	W
1/13/1968	A	66	43	W
2/24/1968	H	77	68	W
1/18/1969	H	65	50	W
2/22/1969	A	57	49	W
1/17/1970	A	47	61	L
2/21/1970	H	61	48	W
1/16/1971	A	62	75	L
2/27/1971	H	71	65	W
1/29/1972	A	74	62	W
2/26/1972	H	70	78	L
1/27/1973	A	53	63	L
2/24/1973	H	49	58	L
1/27/1974	A	61	83	L
2/23/1974	H	66	64	W
12/7/1974	A	88	79	W
1/18/1975	A	56	84	L
2/22/1975	H	69	76	L
1/31/1976	A	52	71	L
2/21/1976	H	61	65	L
1/29/1977	H	74	60	W
2/19/1977	A	79	77	W
1/28/1978	H	65	82	L
2/18/1978	A	75	68	W-OT
1/27/1979	A	44	50	L
2/14/1979	H	45	54	L

# SERIES GAME-BY-GAME

1/5/1980	A	50	54	L
2/13/1980	H	66	53	W
2/11/1981	A	63	70	L
1/16/1982	H	52	46	W-2OT
3/18/1992	H	65	67	L-NIT
12/6/2000	H	88	74	W
12/8/2001	A	53	83	L
12/7/2002	H	60	82	L
12/6/2003	A	37	64	L
12/11/2004	H	71	84	L
12/10/2005	A	54	91	L
12/3/2013	A	69	78	L
12/10/2016	N	73	81	L
11/20/2017	N	85	54	W

PITTSBURGH COLLEGIANS				
Record: 4-1 (H: 4-1, A: 0-0, N: 0-0)				
2/15/1909	H	55	29	W
1/20/1910	H	37	40	L
1/16/1911	H	19	14	W
1/12/1912	H	37	17	W
1/8/1913	H	48	30	W

PITTSSTON YMCA				
Record: 1-0 (H: 1-0, A: 0-0, N: 0-0)				
2/14/1902	H	53	13	W

PRATT				
Record: 2-0 (H: 0-0, A: 2-0, N: 0-0)				
2/16/1909	A	24	19	W
12/15/1910	A	37	18	W

PRINCETON				
Record: 8-4 (H: 6-1, A: 1-2, N: 1-1)				

2/25/1922	A	19	22	L
1/27/1927	H	30	23	W
3/8/1965	N	58	60	L-NCAA
1/13/1970	A	38	77	L
1/25/1971	H	70	62	W
12/3/1971	H	72	70	W
11/29/1972	A	64	57	W
1/14/1974	H	62	50	W
3/15/2000	H	55	41	W-NIT
12/26/2000	N	65	52	W
12/12/2007	H	61	38	W
12/14/2013	H	79	81	L-OT

PROVIDENCE				
Record: 2-1 (H: 0-0, A: 0-0, N: 2-1)				
12/27/1971	N	65	81	L
3/16/2001	N	69	59	W-NCAA
11/16/2012	N	55	52	W-OT

PURDUE				
Record: 13-46 (H: 10-16, A: 3-24, N: 0-6)				
12/5/1959	A	54	63	L
12/3/1960	H	63	59	W
1/16/1993	H	54	61	L
3/11/1993	A	49	57	L
1/27/1994	H	71	68	W
2/26/1994	A	66	71	L
1/28/1995	H	62	65	L
2/15/1995	A	51	71	L
1/24/1996	H	87	77	W

2/17/1996	A	49	66	L
2/1/1997	H	62	67	L
1/7/1998	A	55	77	L
2/21/1998	H	74	63	W
1/6/1999	H	67	70	L
2/20/1999	A	78	70	W
2/27/2000	A	71	88	L
2/17/2001	H	92	71	W
2/6/2002	H	81	68	W
3/2/2002	A	57	92	L
1/18/2003	H	78	82	L
2/26/2003	A	55	79	L
2/4/2004	H	47	62	L
2/9/2005	A	50	77	L
1/18/2006	H	74	54	W
2/18/2006	A	69	61	W
1/6/2007	A	60	64	L
2/3/2007	H	59	69	L
1/23/2008	H	42	64	L
2/15/2008	A	53	67	L
1/6/2009	H	67	64	W
2/11/2009	A	47	61	L
3/13/2009	N	65	79	L-BTT
1/31/2010	A	46	66	L
3/6/2010	H	60	64	L
1/5/2011	H	68	83	L
1/19/2011	A	62	63	L
1/5/2012	H	65	45	W
2/29/2012	A	56	80	L
1/13/2013	A	42	60	L
2/5/2013	H	49	58	L
1/18/2014	A	64	65	L
2/2/2014	H	79	68	W
1/17/2015	H	77	84	L-OT
3/13/2015	N	59	64	L-BTT
1/13/2016	A	57	74	L
1/21/2017	A	52	77	L
2/21/2017	H	70	74	L-OT
2/18/2018	A	73	76	L
3/3/2018	N	70	78	L-BTT
1/31/2019	H	90	99	L-OT
2/16/2019	A	64	76	L
2/11/2020	A	88	76	W
1/17/2021	A	72	80	L
2/26/2021	H	52	73	L
1/8/2022	H	67	74	L
3/11/2022	N	61	69	L-BTT
1/8/2023	N	63	76	L
2/12/2023	A	60	80	L
3/12/2023	N	65	67	L-BTT

PURDUE FORT WAYNE				
Record: 1-0 (H: 1-0, A: 0-0, N: 0-0)				
12/28/2005	H	74	59	W

QUINNIPIAC				
Record: 1-0 (H: 1-0, A: 0-0, N: 0-0)				
12/22/2022	H	77	68	W

RADFORD				
Record: 2-0 (H: 2-0, A: 0-0, N: 0-0)				
11/14/2011	H	62	46	W
11/24/2015	H	86	74	W

RHODE ISLAND				
Record: 12-11 (H: 7-4, A: 4-6, N: 1-1)				
12/15/1950	H	61	55	W
2/15/1952	A	72	66	W
2/12/1983	H	96	84	W
1/21/1984	A	58	64	L
2/9/1984	H	60	63	L-OT
1/19/1985	H	86	71	W
2/7/1985	A	58	54	W
1/9/1986	A	60	66	L
2/3/1986	H	77	78	L-OT
2/25/1986	A	50	47	W-A10
12/4/1986	A	65	73	L
2/1/1987	H	75	84	L
1/7/1988	A	80	83	L
2/25/1988	H	69	77	L-OT
1/22/1989	A	96	80	W
1/28/1989	H	68	62	W
3/5/1989	N	84	68	W-A10
1/3/1990	A	61	71	L
2/8/1990	H	74	67	W
1/5/1991	A	65	75	L
1/17/1991	H	83	65	W
11/28/2008	N	72	77	L
3/19/2009	H	83	72	W-NIT

RICHMOND				
Record: 5-0 (H: 1-0, A: 3-0, N: 1-0)				
12/27/1956	A	64	60	W
12/30/1958	A	61	54	W
1/3/1979	A	69	65	W
1/28/1980	H	71	61	W
12/30/1994	N	66	53	W

RIDER				
Record: 3-2 (H: 3-1, A: 0-0, N: 0-1)				
1/10/1981	H	67	59	W
11/30/1981	H	70	54	W
3/11/1998	H	82	68	W-NIT
11/23/2007	N	73	82	L
12/22/2017	H	70	71	L

ROBERT MORRIS				
Record: 2-1 (H: 2-1, A: 0-0, N: 0-0)				
2/25/1981	H	56	66	L
1/2/2003	H	76	59	W
11/16/2009	H	80	61	W

ROCHESTER				
Record: 2-0 (H: 0-0, A: 2-0, N: 0-0)				
12/30/1969	A	83	60	W
12/29/1977	A	92	67	W

RUTGERS				
Record: 45-36 (H: 29-11, A: 16-25, N: 0-0)				
2/24/1922	A	28	35	L
3/1/1934	H	34	35	L
12/29/1934	A	40	52	L
2/29/1936	H	45	43	W-OT
3/9/1938	A	53	18	W
1/7/1939	H	44	21	W
2/3/1940	A	47	19	W
2/18/1950	H	51	64	L
2/17/1951	A	73	50	W

# SERIES GAME-BY-GAME

2/6/1952	H	66	52	W
2/7/1953	A	62	74	L
2/27/1954	H	76	59	W
12/18/1954	H	106	69	W
2/23/1955	A	83	64	W
12/14/1955	H	102	78	W
2/25/1956	A	82	72	W
12/5/1956	H	90	58	W
1/26/1957	A	78	77	W-2OT
1/4/1958	H	77	58	W
1/11/1958	A	63	64	L
1/10/1959	A	64	69	L
2/14/1959	H	74	56	W
2/13/1960	H	96	61	W
3/5/1960	A	85	59	W
3/4/1961	H	79	70	W
3/3/1962	A	62	67	L
3/2/1963	H	75	72	W
3/7/1964	A	91	82	W
3/6/1965	H	88	75	W
3/5/1966	A	61	71	L
3/4/1967	H	76	88	L
3/2/1968	A	83	97	L
3/1/1969	A	57	59	L
3/7/1970	H	65	62	W
3/6/1971	A	70	84	L
3/4/1972	H	77	66	W
3/3/1973	A	52	81	L
3/2/1974	H	62	81	L
1/5/1977	A	72	89	L
1/4/1978	H	81	79	W
1/20/1979	A	46	48	L
2/27/1979	A	57	67	L-E8T
1/19/1980	H	75	66	W
12/20/1980	A	78	76	W-OT
3/5/1983	H	79	70	W
1/14/1984	H	83	80	W-OT
2/23/1984	A	92	102	L
1/12/1985	H	71	88	L
2/21/1985	A	67	84	L
1/2/1986	A	65	56	W
2/1/1986	H	74	59	W
1/19/1987	H	80	60	W
2/21/1987	A	100	99	W-OT
1/10/1988	H	63	58	W
2/18/1988	A	61	65	L
2/2/1989	A	83	87	L-OT
2/13/1989	H	93	65	W
3/9/1989	A	66	70	L-A10
1/21/1990	A	59	61	L
2/15/1990	H	80	69	W
3/21/1990	A	58	55	W
1/28/1991	H	78	79	L
2/27/1991	A	70	92	L
12/10/2003	H	47	60	L
12/1/2004	A	83	80	W
3/14/2006	H	71	76	L-NIT
1/3/2015	A	46	50	L
1/24/2015	H	79	51	W
2/20/2016	A	70	58	W
1/1/2017	A	60	47	W
2/4/2017	H	68	70	L
1/27/2018	H	60	43	W
1/26/2019	H	60	64	L

3/6/2019	A	66	65	W
1/7/2020	A	61	72	L
2/26/2020	H	65	64	W
1/21/2021	H	75	67	W
1/11/2022	H	66	49	W
3/6/2022	A	58	59	L
1/24/2023	A	45	65	L
2/26/2023	H	56	59	L

## SACRED HEART

Record: 3-0 (H: 3-0, A: 0-0, N: 0-0)

11/27/2004	H	69	61	W
12/23/2008	H	73	65	W
11/25/2009	H	87	75	W

## ST. BONAVENTURE

Record: 10-11 (H: 7-3, A: 3-7, N: 0-1)

1/9/1980	A	75	89	L
2/18/1981	H	64	53	W
1/8/1983	H	71	67	W
2/26/19/1983	A	72	79	L-OT
1/5/1984	A	69	74	L
3/3/1984	H	69	74	L
3/7/1984	N	57	71	L-A10
2/4/1985	H	59	64	L
3/2/1985	A	57	72	L
1/18/1986	H	68	87	L
2/15/1986	A	65	66	L-2OT
1/25/1987	A	78	57	W
2/14/1987	H	60	40	W
1/23/1988	A	58	66	L
2/6/1988	H	64	62	W
1/24/1989	A	93	94	L
2/18/1989	H	95	58	W
1/13/1990	H	93	61	W
1/23/1990	A	73	59	W
1/8/1991	A	89	54	W
2/6/1991	H	78	51	W

## ST. FRANCIS BROOKLYN

Record: 3-0 (H: 2-0, A: 0-0, N: 1-0)

12/6/1991	N	61	51	W
12/20/2003	H	68	64	W
11/18/2021	H	74	59	W

## ST. FRANCIS (PA.)

Record: 9-2 (H: 7-1, A: 1-1, N: 1-0)

12/29/1972	N	84	64	W
1/25/1975	H	94	74	W
1/11/1976	A	79	68	W
12/21/1976	H	87	80	W
1/22/1978	A	68	72	L
12/13/1978	H	63	68	L-OT
12/28/2002	H	74	55	W
11/26/2003	H	67	58	W
12/18/2005	H	88	74	W
11/12/2007	H	74	64	W
11/9/2012	H	65	58	W

## ST. JOHN'S

Record: 2-1 (H: 0-0, A: 0-1, N: 2-0)

12/15/1911	A	17	25	L
11/29/2013	N	89	82	W-OT
12/18/2016	N	92	76	W

## ST. JOSEPH'S (PA.)

Record: 14-10 (H: 8-3, A: 6-6, N: 0-1)

12/14/1982	A	78	69	W
1/28/1984	A	63	75	L
2/4/1984	H	72	80	L
1/26/1985	H	60	84	L
2/2/1985	A	53	72	L
1/4/1986	A	42	72	L
1/30/1986	H	59	54	W
2/27/1986	A	51	59	L-A10
1/31/1987	H	95	82	W
2/25/1987	A	83	67	W
3/1/1987	H	78	81	L-A10
1/30/1988	A	61	59	W
2/21/1988	H	76	52	W
3/7/1988	N	78	85	L
1/7/1989	A	78	67	W
1/26/1989	H	80	78	W
2/3/1990	H	92	70	W
2/11/1990	A	61	53	W
2/9/1991	H	84	68	W
2/21/1991	A	71	67	W
11/25/2006	H	65	61	W
12/1/2007	A	67	79	L
11/16/2010	H	66	57	W
11/26/2011	A	47	65	L

## ST. MARY'S (MD.)

Record: 1-0 (H: 1-0, A: 0-0, N: 0-0)

12/22/1987	H	97	60	W
------------	---	----	----	---

## ST. MARY'S (CALIF.)

Record: 0-1 (H: 0-0, A: 0-0, N: 0-1)

12/9/1988	N	52	76	L
-----------	---	----	----	---

## ST. THOMAS

Record: 0-1 (H: 0-1, A: 0-0, N: 0-0)

2/13/1935	H	37	39	L
-----------	---	----	----	---

## SAN FRANCISCO

Record: 0-1 (H: 0-0, A: 0-0, N: 0-1)

3/12/1966	N	77	89	L-NIT
-----------	---	----	----	-------

## SANTA CLARA

Record: 1-0 (H: 0-0, A: 0-0, N: 1-0)

12/29/1995	N	70	49	W
------------	---	----	----	---

## SEATTLE

Record: 0-1 (H: 0-0, A: 0-0, N: 0-1)

12/14/1973	N	60	62	L
------------	---	----	----	---

## SETON HALL

Record: 5-2 (H: 4-1, A: 1-1, N: 0-0)

1/7/1970	H	61	52	W
1/9/1971	H	77	76	W-OT
1/8/1972	H	76	68	W
1/6/1973	A	71	57	W
12/9/2006	A	59	69	L
12/8/2007	H	89	86	W-OT
12/6/2021	A	92	98	W

## SIENA

Record: 1-1 (H: 1-0, A: 0-1, N: 0-0)

3/20/2000	H	105	103	W-NIT
3/24/2014	A	52	54	L-CBI

# SERIES GAME-BY-GAME

## SOUTH CAROLINA

Record: 1-2 (H: 1-0, A: 0-1, N: 0-1)

2/4/1981	A	60	70	L
2/15/1982	H	62	60	W
11/22/2007	N	67	74	L

## SOUTH CAROLINA STATE

Record: 0-1 (H: 0-0, A: 0-0, N: 0-1)

11/16/2004	N	43	63	L
------------	---	----	----	---

## SOUTH FLORIDA

Record: 2-3 (H: 1-0, A: 0-2, N: 1-1)

12/18/1976	N	62	66	L
1/13/1982	H	63	56	W
12/20/1982	A	70	78	L
12/29/1990	A	56	60	L
11/20/2011	N	53	49	W

## SOUTHEASTERN LOUISIANA

Record: 0-1 (H: 0-1, A: 0-0, N: 0-0)

12/16/2006	H	66	69	L
------------	---	----	----	---

## SOUTHERN CALIFORNIA

Record: 2-0 (H: 0-0, A: 0-0, N: 2-0)

3/20/1954	N	70	61	W-NCAA
11/23/2014	N	63	61	W

## SOUTHERN ILLINOIS

Record: 0-1 (H: 0-0, A: 0-0, N: 0-1)

12/29/1988	N	76	80	L-OT
------------	---	----	----	------

## SOUTHERN METHODIST

Record: 2-1 (H: 1-0, A: 0-0, N: 1-1)

12/6/1980	H	72	50	W
12/11/1981	N	65	53	W
12/18/1982	N	68	75	L

## SOUTHSIDE

Record: 1-0 (H: 0-0, A: 1-0, N: 0-0)

3/3/1906	A	26	46	W
----------	---	----	----	---

## STONY BROOK

Record: 0-1 (H: 0-1, A: 0-0, N: 0-0)

11/17/2006	H	51	59	L
------------	---	----	----	---

## SUSQUEHANNA

Record: 24-0 (H: 21-0, A: 3-0, N: 0-0)

2/15/1904	A	34	7	W
1/29/1906	H	49	23	W
12/9/1910	H	41	9	W
2/17/1911	A	35	21	W
1/25/1919	H	86	12	W
1/22/1921	H	47	13	W
1/5/1924	H	58	13	W
1/17/1925	H	52	17	W
1/16/1926	H	75	18	W
1/15/1927	H	50	15	W
1/4/1933	H	43	24	W
1/4/1934	H	47	20	W
1/9/1937	H	52	19	W
1/8/1938	H	44	24	W
12/10/1938	H	45	22	W
12/6/1939	H	52	23	W

12/18/1940	H	55	18	W
12/4/1941	H	47	18	W
12/9/1942	H	58	28	W
12/15/1943	H	45	25	W
12/13/1944	H	53	12	W
12/5/1945	H	68	33	W
12/4/1946	A	57	33	W
12/7/1949	H	74	44	W

## SWATHMORE

Record: 10-9 (H: 5-1, A: 5-8, N: 0-0)

2/23/1905	A	15	26	L
2/12/1907	A	15	26	L
2/22/1907	H	22	20	W
2/15/1908	A	38	27	W
2/20/1908	H	36	22	W
2/19/1909	H	20	25	L
2/24/1909	A	19	25	L
2/18/1910	H	20	17	W
2/19/1910	A	20	26	L
2/16/1911	A	25	37	L
2/23/1912	A	20	22	L
2/14/1913	A	26	29	L
2/20/1914	A	38	26	W
2/18/1915	A	42	30	W
3/2/1916	A	23	28	L
3/2/1917	A	33	22	W
2/6/1920	A	25	23	W
3/5/1921	H	34	11	W
3/3/1923	H	41	25	W

## SYRACUSE

Record: 44-62 (H: 34-16, A: 9-44, N: 1-2)

1/6/1917	H	22	21	W
1/31/1918	A	24	34	L
1/6/1923	H	32	15	W
2/23/1923	A	44	14	W
3/4/1924	A	25	22	W
3/15/1924	H	37	22	W
2/25/1925	H	24	22	W
3/14/1925	A	27	38	L
2/24/1926	H	37	31	W
3/6/1926	A	12	29	L
3/5/1927	A	21	48	L
1/7/1928	H	26	27	L
2/25/1928	A	14	28	L
2/23/1929	H	35	26	W
3/1/1929	A	23	26	L
2/20/1930	H	26	44	L
3/1/1930	A	26	44	L
1/20/1931	H	33	50	L
2/28/1931	A	29	47	L
1/30/1932	H	41	33	W
2/27/1932	A	33	41	L
3/4/1933	A	29	44	L
2/24/1934	H	23	31	L
3/2/1935	A	34	47	L
1/15/1936	H	34	33	W
2/27/1937	A	26	39	L
2/26/1938	H	38	32	W
12/14/1938	H	33	19	W
12/31/1938	A	24	43	L
1/17/1940	H	24	27	L

2/17/1940	A	29	34	L
1/15/1941	A	44	25	W
2/15/1941	A	27	39	L
12/17/1941	H	37	29	W
2/14/1942	A	37	36	W-OT
1/13/1943	H	42	28	W
1/10/1948	A	43	49	L
2/7/1948	H	40	35	W
2/5/1949	H	63	47	W
2/26/1949	A	47	49	W
1/28/1950	H	67	61	L
2/25/1950	A	44	46	L
12/9/1950	H	59	61	L
2/24/1951	A	46	50	L
1/10/1952	H	61	57	W
2/23/1952	A	72	76	L-2OT
1/7/1953	H	71	62	W
2/21/1953	A	78	74	W
1/6/1954	H	77	63	W
2/20/1954	A	69	71	L
1/12/1955	H	107	85	W
2/19/1955	A	60	83	L
1/11/1956	H	64	71	L
2/17/1956	A	66	75	L
1/16/1957	H	45	75	L
2/23/1957	A	55	66	L
2/12/1958	H	66	60	W
2/21/1958	A	31	45	L
2/7/1959	H	81	72	W
2/21/1959	A	75	90	L
12/15/1959	H	80	75	W
2/20/1960	A	60	61	L
12/20/1960	A	77	58	W
2/18/1961	A	61	63	L
12/8/1961	A	77	60	W
12/19/1961	H	53	44	W
12/8/1962	H	67	54	W
1/12/1963	A	59	49	W
12/14/1963	H	95	76	W
1/17/1964	A	82	84	L
12/5/1964	H	81	59	W
2/20/1965	A	70	62	W
12/16/1965	A	79	103	L
2/28/1966	H	80	79	W
12/16/1966	A	72	77	L
2/1/1967	H	73	90	L
12/15/1967	A	89	90	L-OT
12/27/1967	N	73	83	L
2/7/1968	H	79	76	W
12/18/1968	A	51	71	L
1/29/1969	H	64	58	W
12/19/1969	A	69	80	L
2/4/1970	H	103	95	W
12/17/1970	A	81	92	L
2/3/1971	H	64	68	L
12/15/1971	A	70	73	L
12/29/1972	N	77	92	L
2/2/1972	H	81	76	W-OT
12/20/1972	A	62	73	L
1/31/1973	H	72	68	W
12/19/1973	A	55	59	L
1/30/1974	H	61	55	W
12/17/1974	A	71	75	L

# SERIES GAME-BY-GAME

1/29/1975	H	88	84	W
12/19/1975	A	82	90	L
2/11/1976	H	93	100	L
12/13/1976	A	63	101	L
1/12/1977	H	66	82	L
12/16/1977	A	45	81	L
1/11/1978	H	77	83	L
12/16/1978	H	50	67	L
1/10/1979	A	70	85	L
12/15/1979	H	72	85	L
12/16/1980	A	63	77	L
1/25/1982	H	68	69	L
11/29/2019	N	85	64	W

## TEMPLE

Record: 33-60 (H: 23-21, A: 9-34, N: 1-5)

1/28/1928	H	57	27	W
2/15/1933	H	33	43	L
1/9/1935	H	33	35	L-OT
2/11/1936	A	33	39	L
2/19/1936	H	23	31	L
2/12/1937	A	23	42	L
2/20/1937	H	26	28	L
2/4/1938	A	30	37	L
2/8/1938	H	39	49	L
1/21/1939	A	29	31	L
3/8/1939	H	35	32	W
2/22/1940	A	33	31	W
3/6/1940	H	46	36	W
2/8/1941	A	43	25	W
1/31/1942	A	41	33	W
2/11/1942	H	46	33	W
1/9/1943	A	38	29	W
2/24/1943	H	46	33	W
1/8/1944	A	38	45	L
2/23/1944	H	30	31	L
2/14/1945	H	60	63	L-5OT
2/24/1945	A	28	39	L
1/9/1946	H	46	34	W
2/16/1946	A	38	54	L
1/8/1947	H	62	42	W
2/8/1947	A	37	38	L
2/21/1948	A	44	55	L
3/6/1948	H	64	62	W
2/12/1949	A	48	56	L
3/2/1949	H	52	41	W
2/22/1950	H	66	61	W
3/7/1953	A	54	56	L
3/6/1954	H	67	52	W
1/29/1955	A	84	80	W-2OT
2/10/1956	A	58	77	L
1/9/1957	H	62	53	W
1/8/1958	A	45	64	L
2/3/1959	H	70	36	W
12/28/1959	N	50	60	L
3/4/1960	A	68	79	L
2/28/1961	H	63	56	W
2/28/1962	A	60	75	L
1/5/1963	H	78	51	W
2/1/1964	A	79	65	W
12/16/1964	A	73	63	W
1/29/1966	H	79	73	W
1/11/1967	A	59	63	L
1/31/1968	H	81	68	W

2/12/1969	A	50	70	L
1/15/1970	H	65	57	W
2/10/1971	A	58	61	L
2/7/1972	H	66	68	L
2/7/1973	A	64	49	W
2/6/1974	H	48	50	L
2/12/1975	A	53	62	L
2/4/1976	H	76	77	L
2/9/1977	A	66	86	L
2/8/1978	H	64	74	L
2/7/1979	A	43	54	L
12/19/1979	H	48	74	L
1/6/1981	A	39	43	L
1/27/1982	H	53	50	W
1/26/1983	A	87	79	W
1/7/1984	A	75	87	L
3/1/1984	H	66	69	L
1/5/1985	H	49	65	L
2/26/1985	A	51	57	L
1/23/1986	A	36	76	L
2/22/1986	H	46	61	L
1/15/1987	A	49	66	L
2/9/1987	H	70	73	L-OT
1/18/1988	H	44	59	L
2/16/1988	A	49	50	L
12/26/1988	A	48	50	L
1/19/1989	H	65	76	L
12/9/1989	H	61	59	W
2/13/1990	A	53	61	L
12/18/1990	A	63	67	L
2/13/1991	H	59	69	L
3/4/1991	N	52	50	W-A10
2/9/1992	N	72	73	L-2OT
12/23/1992	N	61	70	L
12/1/1998	H	65	64	W
12/22/1999	A	51	66	L
12/9/2000	H	66	60	W
3/18/2001	N	72	84	L-NCAA
12/1/2001	A	63	75	L
12/11/2002	H	63	65	L
12/13/2003	A	56	67	L
12/6/2008	H	59	65	L
12/5/2009	A	42	45	L
3/17/2011	N	64	66	L-NCAA
3/14/2018	H	63	57	W-NIT

## TENNESSEE

Record: 2-1 (H: 1-0, A: 1-1, N: 0-0)

12/17/1971	A	55	57	L
12/2/1995	A	69	57	W
12/7/1996	H	42	41	W-OT

## TENNESSEE-CHATTANOOGA

Record: 2-0 (H: 1-0, A: 1-0, N: 0-0)

12/17/1995	H	81	48	W
12/3/1996	A	73	63	W

## TENNESSEE TECH

Record: 1-0 (H: 0-0, A: 1-0, N: 0-0)

12/30/1980	A	69	46	W
------------	---	----	----	---

## TEXAS

Record: 0-1 (H: 0-0, A: 0-0, N: 0-1)

3/18/2023	N	66	71	L-NCAA
-----------	---	----	----	--------

## TEXAS A&M

Record: 1-4 (H: 0-1, A: 0-1, N: 1-2)

12/28/1972	N	55	62	L
1/2/2005	H	60	62	L
12/3/2005	A	55	60	L
11/21/2017	N	87	98	L
3/16/2023	N	76	59	W-NCAA

## TEXAS CHRISTIAN

Record: 1-0 (H: 0-0, A: 0-0, N: 1-0)

12/29/1981	N	54	49	W
------------	---	----	----	---

## TEXAS-ARLINGTON

Record: 1-0 (H: 0-0, A: 0-0, N: 1-0)

12/10/1988	N	67	63	W
------------	---	----	----	---

## TEXAS CHRISTIAN

Record: 1-0 (H: 0-0, A: 0-0, N: 1-0)

12/29/1981	N	54	49	W
------------	---	----	----	---

## TEXAS-EL PASO

Record: 0-1 (H: 0-0, A: 0-1, N: 0-0)

12/27/1997	A	60	79	L
------------	---	----	----	---

## TEXAS STATE

Record: 1-0 (H: 0-0, A: 0-0, N: 1-0)

12/22/1989	N	62	37	W
------------	---	----	----	---

## TEXAS TECH

Record: 1-1 (H: 0-0, A: 0-0, N: 1-1)

12/29/1979	N	47	46	W
12/28/1994	N	61	67	L

## TOLEDO

Record: 5-1 (H: 1-0, A: 1-1, N: 3-0)

3/9/1954	N	62	50	W-NCAA
12/28/1954	N	71	53	W
12/28/1955	N	78	66	W
12/30/1963	A	65	81	L
1/27/1992	H	70	52	W
12/28/1992	A	69	60	W

## TOWSON

Record: 1-0 (H: 0-0, A: 0-0, N: 1-0)

11/29/2008	N	78	54	W
------------	---	----	----	---

## TULANE

Record: 0-2 (H: 0-0, A: 0-0, N: 0-2)

12/22/1978	N	50	54	L
11/20/2009	N	60	63	L

## UCLA

Record: 1-0 (H: 0-0, A: 0-0, N: 1-0)

3/15/1991	N	74	69	W-NCAA
-----------	---	----	----	--------

## UMBC

Record: 4-0 (H: 3-0, A: 1-0, N: 0-0)

2/1/1992	H	93	59	W
2/17/1992	A	81	77	W
12/8/2009	H	58	42	W
12/29/2018	H	74	52	W

## UNC GREENSBORO

Record: 1-0 (H: 1-0, A: 0-0, N: 0-0)

11/13/2006	H	69	56	W
------------	---	----	----	---



# SERIES GAME-BY-GAME

UNC WILMINGTON				
Record: 0-1 (H: 0-0, A: 0-0, N: 0-1)				
11/19/2009	N	69	80	L

USAAC				
Record: 1-0 (H: 1-0, A: 0-0, N: 0-0)				
12/15/1917	H	40	26	W

URSINUS				
Record: 5-0 (H: 5-0, A: 0-0, N: 0-0)				
3/2/1927	H	42	23	W
2/18/1928	H	45	39	W
1/4/1979	H	85	59	W
1/3/1980	H	87	55	W
11/28/1980	H	101	68	W

UTAH				
Record: 2-0 (H: 0-0, A: 0-0, N: 2-0)				
12/28/1971	N	80	69	W
3/29/2018	N	82	66	W-NIT

VALPARAISO				
Record: 1-1 (H: 0-0, A: 0-0, N: 1-1)				
12/29/1985	N	52	40	W
12/28/2004	N	56	69	L

VANDERBILT				
Record: 1-2 (H: 1-0, A: 0-1, N: 0-1)				
3/26/1990	N	62	75	L-NIT
11/26/1993	A	60	83	L
12/3/1994	H	95	73	W

VCU				
Record: 1-0 (H: 1-0, A: 0-0, N: 0-0)				
12/2/2020	H	72	69	W

VERMONT				
Record: 8-0 (H: 6-0, A: 2-0, N: 0-0)				
12/3/1978	H	78	53	W
2/4/1980	A	53	40	W
12/13/1986	A	94	74	W
12/11/1987	H	83	66	W
12/1/1988	H	80	69	W
11/30/1989	H	82	57	W
11/29/1993	H	80	72	W
11/27/1995	H	99	61	W

VILLANOVA				
Record: 1-7 (H: 1-2, A: 0-4, N: 0-1)				
1/22/1977	H	65	78	L
1/25/1978	A	76	89	L
3/2/1978	N	65	73	L-EBT
2/4/1979	H	34	36	L
2/2/1980	A	53	98	L
3/20/1989	A	67	76	L
12/5/1998	H	70	53	W
12/11/1999	A	61	73	L

VIRGINIA				
Record: 3-5 (H: 2-1, A: 1-3, N: 0-1)				
2/16/1972	H	86	74	W

2/17/1973	A	74	85	L
12/5/1973	H	93	68	W
1/15/1975	A	50	73	L
12/9/1975	H	66	79	L
1/16/1978	A	58	83	L
12/27/1984	N	54	66	L
11/30/2009	A	69	66	W

VMI				
Record: 5-1 (H: 5-0, A: 0-1, N: 0-0)				
11/30/1995	H	99	73	W
12/14/1997	A	68	71	L
11/16/1998	H	90	66	W
12/30/2006	H	129	111	W
11/14/2015	H	62	50	W
11/28/2021	H	86	65	W

VIRGINIA TECH				
Record: 4-7 (H: 3-3, A: 1-2, N: 0-2)				
2/12/1921	H	23	29	L
12/28/1966	N	65	67	L
12/7/1977	H	75	84	L
1/13/1979	A	68	83	L
11/28/2007	H	66	61	W
12/12/2009	H	64	66	L
12/12/2010	A	69	79	L
12/3/2014	H	61	58	W
11/27/2018	H	63	62	W
12/8/2020	A	75	55	W
11/18/2022	N	59	61	L

WAGNER				
Record: 5-0 (H: 5-0, A: 0-0, N: 0-0)				
12/21/1985	H	88	78	W
12/18/2000	H	100	91	W
11/9/2013	H	74	62	W
11/8/2019	H	91	64	W
12/8/2021	H	74	54	W

WAKE FOREST				
Record: 2-1 (H: 1-0, A: 0-0, N: 1-1)				
12/10/1960	N	78	84	L
12/30/1989	N	67	63	W
12/4/2019	H	76	54	W

WAYNESBURG				
Record: 1-1 (H: 1-1, A: 0-0, N: 0-0)				
1/7/1931	H	24	31	L
1/16/1932	H	37	33	W

WAYNE STATE				
Record: 0-1 (H: 0-0, A: 0-0, N: 0-1)				
12/27/1954	N	66	71	L

WASHINGTON & JEFFERSON				
Record: 20-7 (H: 16-4, A: 4-3, N: 0-0)				
1/21/1914	A	23	28	L
1/15/1915	A	28	24	W
2/8/1915	H	32	19	W
1/24/1920	H	43	25	W
1/15/1921	H	53	14	W
2/5/1921	A	26	23	W
2/4/1922	A	23	26	L
3/11/1922	H	32	15	W

2/10/1927	H	39	30	W
2/9/1929	H	38	33	W
1/21/1933	H	47	21	W
1/20/1934	H	28	11	W
1/19/1935	H	38	15	W
12/2/1939	H	26	35	L
12/7/1940	H	30	31	L
12/6/1941	H	33	31	W
12/5/1942	H	34	29	W
12/18/1943	H	41	34	W
12/14/1946	H	46	48	L
12/13/1947	H	63	49	W
12/18/1948	H	40	38	W
1/14/1950	A	51	50	W
12/16/1950	H	52	55	L
12/15/1951	A	46	49	L
12/13/1952	H	62	50	W
12/5/1953	H	66	41	W
2/2/1955	A	90	71	W

WESTERN CAROLINA				
Record: 1-0 (H: 0-0, A: 0-0, N: 1-0)				
11/15/2004	N	78	63	W

WESTERN KENTUCKY				
Record: 0-1 (H: 0-0, A: 0-0, N: 0-1)				
12/31/1952	N	78	91	L

WESTERN MARYLAND				
Record: 7-0 (H: 7-0, A: 0-0, N: 0-0)				
1/4/1928	H	49	20	W
1/20/1929	H	46	19	W
1/9/1930	H	45	19	W
2/7/1931	H	40	22	W
1/9/1932	H	47	21	W
1/14/1933	H	44	15	W
1/16/1935	H	43	25	W

WESTERN MICHIGAN				
Record: 1-0 (H: 0-0, A: 0-0, N: 1-0)				
12/27/1966	N	97	92	W-OT

WESTERN RESERVE				
Record: 2-0 (H: 1-0, A: 1-0, N: 0-0)				
1/1/1938	A	42	34	W
1/4/1939	H	36	24	W

WESTINGHOUSE CLUB				
Record: 5-0 (H: 0-0, A: 5-0, N: 0-0)				
1/16/1913	A	46	16	W
1/19/1914	A	41	27	W
1/14/1915	A	33	20	W
2/4/1916	A	32	25	W
2/2/1917	A	37	18	W

WESTMINSTER				
Record: 2-1 (H: 2-0, A: 0-1, N: 0-0)				
2/9/1903	A	18	28	L
1/31/1981	H	65	47	W
2/22/1982	H	64	50	W

WEST VIRGINIA				
Record: 53-66 (H: 33-24, A: 17-41, N: 3-1)				
3/6/1906	A	13	16	L

# SERIES GAME-BY-GAME

3/1/1918	A	35	26	W
2/27/1910	A	34	27	W
1/17/1921	H	52	14	W
1/18/1930	A	40	39	W
2/14/1931	H	37	27	W
2/20/1932	H	33	42	L
2/18/1933	H	44	34	W
2/17/1934	A	18	45	L
2/8/1936	H	35	40	L
2/22/1936	A	31	54	L
1/19/1937	H	28	21	W
2/17/1937	A	31	36	L
1/15/1938	H	33	29	W
2/19/1938	A	44	41	W-OT
2/15/1939	A	46	43	W-3OT
2/22/1939	H	54	40	W
2/7/1940	H	32	23	W
2/28/1940	A	55	51	W-OT
2/5/1941	H	29	35	L
1/16/1942	A	33	58	L
2/25/1942	H	44	30	W
1/30/1943	A	27	32	L
2/10/1943	H	55	40	W
12/16/1944	A	34	39	L
1/17/1945	H	53	27	W
12/8/1945	A	41	42	L-OT
1/16/1946	H	45	48	L
12/18/1946	A	37	40	L
2/22/1947	H	51	55	L
1/14/1948	N	50	46	W
2/4/1948	A	32	60	L
2/2/1949	A	28	52	L
2/9/1949	H	47	49	L
12/29/1949	N	46	41	W
2/15/1950	H	82	56	W
3/1/1950	A	56	59	L
2/10/1951	H	76	60	W
2/28/1951	A	68	72	L
2/2/1952	A	61	60	W
2/27/1952	H	84	65	W
1/14/1953	A	72	82	L
2/25/1953	H	77	57	W
1/13/1954	A	74	66	W
2/6/1954	H	85	68	W
2/2/1955	A	77	68	W-OT
2/9/1955	H	84	58	W
1/13/1956	A	79	81	L
2/8/1956	H	73	76	L
12/12/1956	A	66	81	L
2/16/1957	H	80	65	W
12/11/1957	A	50	84	L
2/15/1958	H	71	74	L
12/6/1958	A	63	78	L
1/8/1959	H	81	89	L-OT
12/12/1959	A	74	104	L
1/9/1960	H	73	75	L
2/14/1961	H	78	80	L
2/21/1961	A	68	71	L
12/16/1961	H	67	79	L
2/20/1962	A	60	79	L
1/16/1963	A	73	89	L
2/20/1963	H	82	83	L

1/15/1964	A	63	84	L
2/19/1964	H	86	76	W
1/16/1965	A	80	79	W
2/3/1965	H	89	72	W
1/15/1966	A	64	73	L
2/16/1966	H	108	81	W
1/21/1967	H	102	99	W
2/14/1967	A	67	83	L
1/20/1968	H	66	88	L
1/24/1968	A	63	77	L
1/22/1969	H	64	62	W
2/19/1969	A	81	67	W
1/21/1970	H	81	69	W
2/18/1970	A	57	58	L
1/20/1971	H	62	71	L
2/24/1971	A	89	101	L
1/15/1972	H	77	64	W
2/23/1972	A	80	79	W
1/13/1973	H	77	62	W
2/19/1973	A	62	59	W-OT
1/12/1974	A	71	55	W
2/20/1974	H	83	63	W
1/11/1975	H	59	63	L
2/19/1975	A	66	65	W
1/24/1976	H	64	69	L
2/18/1976	A	87	103	L
1/8/1977	A	72	92	L
2/16/1977	H	81	69	W
1/30/1978	A	68	78	L
2/15/1978	H	76	75	W
12/9/1978	A	47	56	L
1/17/1979	H	53	72	L
12/8/1979	H	68	66	W-OT
1/16/1980	A	75	71	W
1/21/1981	H	52	55	L
1/18/1982	A	68	75	L
1/13/1983	H	79	74	W
2/16/1983	A	84	101	L
3/9/1983	N	72	82	L-A10
1/26/1984	A	80	92	L
2/18/1984	H	59	70	L
1/24/1985	H	56	69	L
2/16/1985	A	65	75	L
1/13/1986	H	53	63	L
2/6/1986	A	46	61	L
1/28/1987	A	52	75	L
2/7/1987	H	61	77	L
1/2/1988	A	51	64	L
2/11/1988	H	63	61	W-OT
2/11/1989	A	67	100	L
3/1/1989	H	61	71	L
3/6/1989	N	86	64	W-A10
2/22/1990	H	64	61	W
2/25/1990	A	71	79	L-OT
1/10/1991	H	90	88	W
1/31/1991	A	66	63	W

**WEST VIRGINIA WESLEYAN**  
Record: 1-0 (H: 1-0, A: 0-0, N: 0-0)

1/17/1914	H	32	21	W
-----------	---	----	----	---

**WHEATON**  
Record: 1-0 (H: 1-0, A: 0-0, N: 0-0)

1/2/1935	H	53	36	W
----------	---	----	----	---

**WIDENER**  
Record: 1-0 (H: 1-0, A: 0-0, N: 0-0)

12/5/1982	H	71	52	W
-----------	---	----	----	---

**WILLIAM & MARY**  
Record: 1-1 (H: 1-1, A: 0-0, N: 0-0)

3/7/1914	H	19	21	L
11/14/2008	H	65	51	W

**WILLIAMSPORT YMCA**  
Record: 7-3-1 (H: 5-0, A: 2-3-1, N: 0-0)

3/2/1899	A	13	17	L
2/14/1900	H	27	7	W
3/2/1900	A	4	3	W
2/19/1901	H	17	6	W
3/15/1901	A	7	13	L
2/27/1902	A	19	9	W
3/7/1902	H	17	12	W
3/6/1903	A	13	13	T
3/19/1903	H	13	9	W
2/12/1904	A	10	16	L
3/14/1904	H	33	16	W

**WINTHROP**  
Record: 1-0 (H: 1-0, A: 0-0, N: 0-0)

11/7/2022	H	93	68	W
-----------	---	----	----	---

**WISCONSIN**  
Record: 11-44 (H: 8-19, A: 2-23, N: 1-2)

1/30/1993	H	68	75	L
3/3/1993	A	62	58	W
1/6/1994	H	56	71	L
2/9/1994	A	64	77	L
1/26/1995	A	78	67	W
2/18/1995	H	74	67	W
1/7/1996	H	79	50	W
3/6/1996	A	52	54	L
1/18/1997	A	45	64	L
2/18/1997	H	45	49	L
1/14/1998	A	57	76	L
2/14/1998	H	75	69	W
3/5/1998	N	51	52	L-BTT
1/13/1999	H	58	61	L
2/13/1999	A	63	73	L
1/19/2000	H	76	61	W
1/27/2001	A	58	63	L
1/9/2002	H	51	49	W
1/26/2002	A	63	66	L
2/1/2003	A	55	86	L
2/19/2003	H	58	57	W
2/25/2004	A	45	68	L
1/29/2005	H	50	76	L
1/25/2006	A	43	72	L
2/11/2006	H	62	82	L
2/7/2007	H	58	71	L
2/17/2007	A	49	75	L
1/15/2008	H	55	80	L
3/5/2008	A	41	77	L
1/3/2009	A	61	65	L

# SERIES GAME-BY-GAME

2/8/2009	H	44	54	L
1/3/2010	H	46	63	L
1/24/2010	A	71	79	L-OT
1/29/2011	H	56	52	W
2/20/2011	A	66	76	L
3/11/2011	N	36	33	W-BTT
1/31/2012	H	46	52	L
2/19/2012	A	55	65	L
1/3/2013	A	51	60	L
3/10/2013	H	60	63	L
3/2/2014	H	66	71	L
12/31/2014	A	72	89	L
2/18/2015	H	47	55	L
1/21/2016	H	60	66	L
1/24/2017	A	55	82	L
12/4/2017	H	63	64	L
1/6/2019	H	52	71	L
3/2/2019	A	57	61	L
1/11/2020	H	49	58	L
1/30/2021	H	81	71	W
2/2/2021	A	56	72	L
3/11/2021	N	74	75	L
2/5/2022	A	49	51	L
2/8/2023	H	74	79	L-OT

## WRIGHT STATE

Record: 2-0 (H: 1-0, A: 0-0, N: 1-0)

12/3/2016	H	72	50	W
11/20/2018	N	77	59	W

## WYOMING SEMINARY

Record: 7-0 (H: 6-0, A: 1-0, N: 0-0)

2/13/1904	A	39	22	W
2/2/1905	H	33	16	W
1/16/1906	H	53	15	W
1/11/1907	H	66	23	W
1/11/1908	H	40	11	W
1/15/1909	H	38	16	W
1/14/1910	H	54	17	W

## YALE

Record: 3-4 (H: 1-2, A: 1-2, N: 1-0)

3/5/1921	A	20	23	L
3/9/1937	A	31	33	L
12/30/1987	N	69	50	W
1/23/2001	A	90	75	W
11/18/2001	H	74	87	L
12/1/2002	H	68	84	L
11/23/2019	H	58	56	W

## YOUNGSTOWN STATE

Record: 2-0 (H: 2-0, A: 0-0, N: 0-0)

11/23/2011	H	82	71	W
11/10/2021	H	75	59	W

# YEAR-BY-YEAR RECORD

- ▶ **Seasons Played:** 127 (128 in 23-24)
- ▶ **First Season:** 1897
- ▶ **All-Time Record:** 1,545 - 1,242
- ▶ **First B1G Season:** 1992-93
- ▶ **Big Ten Record:** 183-364 (31 years)
- ▶ **Postseason Appearances:** 22  
 NCAA: 10 (last 2023)  
 NCAA Final Four: 1 (1954)  
 NCAA Record: 10-12  
 NCAA Years: 1942, 1952, 1954, 1955, 1965, 1991, 1996, 2001, 2011, 2023  
 NIT: 11 (last 2018)  
 NIT Championship: 2 (2018, 2009)  
 NIT Semis: 6  
 (1990, '95, '98, '00, '09, 18)  
 NIT Record: 27-9  
 NIT Years: 1966, 1980, 1989, 1990, 1992, 1995, 1998, 2000, 2006, 2009, 2018  
 CBI: 1, 2014

- ▶ **Head Coaches:** 15  
 Burke Hermann: 1916-17, 1920-32  
 Hugo Bezdek: 1919  
 Earl Leslie: 1933-36  
 John Lawther: 1937-49  
 Elmer Gross: 1950-54  
 John Egli: 1955-68  
 John Bach: 1969-78  
 Dick Harter: 1979-83  
 Bruce Parkhill: 1984-95  
 Jerry Dunn: 1996-2003  
 Ed DeChellis: 2004-11  
 Patrick Chambers: 2012-20  
 Jim Ferry (Interim): 2020-21  
 Micah Shrewsberry: 2021-2023  
 Mike Rhoades: 2023-Present

- ▶ **Facilities:** 3  
 The Armory: 1887-1929, 32 seasons  
 Rec Hall: 1929-96, 68 1/2 seasons  
 Bryce Jordan Center: 1996-present,  
 27 1/2 seasons

- ▶ **All-Americans:** 5  
 Jesse Armelle, F: 1st team, 1954  
 Jesse Armelle, F: 2nd team, 1955  
 John Barr, G: 3rd team, 1941  
 Jesse Armelle, F: 3rd team, 1952  
 Jalen Pickett, G: 2nd team, 2023

- ▶ **All-Big Ten Selections:** 19 players  
 First Team: 15 selections (9 players)  
 Second Team: 19 selections  
 Third Team: 20 selections

- ▶ **Conference Affiliations:** 5  
 Eastern Intercollegiate Conference:  
 1936-39 (4 years)  
 Eastern Collegiate Basketball League:  
 1976 (1 year)  
 Eastern Eight: 1977-79 (3 years)  
 Atlantic 10: 1983-91 (9 years)  
 Big Ten: 1993-present

YEAR-BY-YEAR RECORDS									
Season	Overall			PS Pts	Opp Pts	Conf.		Postseason	Head Coach
	W	L	T			W	L		
1897	1	1		14	31				None
1898	2	1		43	27				None
1899	2	3		56	75				None
1900	7	1		132	71				None
1901	5	1		172	37				None
1902	9	2		406	167				None
1903*	3	5	1	204	162				None
1904	5	4		257	159				None
1905	6	2		232	169				None
1906	6	4		341	196				None
1907	5	6		321	274				None
1908	10	4		413	265				None
1909	7	6		391	310				None
1910	8	6		425	305				None
1911	9	4		372	232				None
1912	8	5		373	285				None
1913	8	3		359	245				None
1914	8	4		399	297				None
1915	10	3		470	353				None
1916	8	3		350	279				Burke Hermann
1917	12	2		487	375				Burke Hermann
1918	12	1		534	358				None
1919	11	2		532	300				Hugo Bezdek
1920	12	1		546	249				Burke Hermann
1921	14	2		643	312				Burke Hermann
1922	9	5		452	300				Burke Hermann
1923	13	1		557	302				Burke Hermann
1924	13	2		563	302				Burke Hermann
1925	12	2		521	335				Burke Hermann
1926	7	7		468	410				Burke Hermann
1927	14	4		653	510				Burke Hermann
1928	10	5		552	437				Burke Hermann
1929	10	9		624	570				Burke Hermann
1930	5	9		432	488				Burke Hermann
1931	3	12		457	533				Burke Hermann
1932	6	9		535	509				Burke Hermann
1933	7	4		407	350				Earl Leslie
1934	8	4		408	315				Earl Leslie
1935	8	9		618	592				Earl Leslie
1936	6	11		568	634	0	10		Earl Leslie
1937	10	7		549	483	6	4		John Lawther
1938	13	5		674	553	6	4		John Lawther
1939	13	10		790	693	5	5		John Lawther
1940	15	8		875	666				John Lawther
1941	15	5		779	539				John Lawther
1942	18	3		856	656			NCAA	John Lawther
1943	15	4		803	597				John Lawther
1944	8	7		547	511				John Lawther
1945	10	7		731	599				John Lawther

# YEAR-BY-YEAR RECORD

## HEAD COACHES

### NO COACH | 1897-15, '18

YRS	GMS	W	L	T	PCT.
20	195	131	66	1	.664

### BURKE HERMANN | 1916-17, '20-32

YRS	GMS	W	L	PCT.
15	222	148	73	.667

**NOTES:** Penn State captain (1910), four-year letterman, lettered in football (1911)

### HUGO BEZDEK | 1919

YRS	GMS	W	L	PCT.
1	13	11	2	.846

**NOTES:** Penn State football coach (1918-29), athletic director (1918-36), AA fullback, Hall of Fame

### EARL LESLIE | 1933-36

YRS	GMS	W	L	PCT.
4	57	29	28	.509

**NOTES:** Football letterman at Oregon (1919-21), Pacific Coast Conference first team (1920)

### JOHN LAWTHER | 1937-49

YRS	GMS	W	L	PCT.
13	243	150	93	.617

**NOTES:** 1942 NCAA, NAIA Hall of Fame, Helms Foundation Hall of Fame, architect of sliding zone

### ELMER GROSS | 1950-54

YRS	GMS	W	L	PCT.
5	120	80	40	.667

**NOTES:** 1952 NCAA, 1954 NCAA Final Four (No. 9 in AP), first NCAA tourney player and coach

### JOHN EGLI | 1955-68

YRS	GMS	W	L	PCT.
14	322	187	135	.581

**NOTES:** 1955 NCAA, 1965 NCAA, 1966 NIT, Penn State captain (1943), All-NCAA East Regional (1942)

### JOHN BACH | 1969-78

YRS	GMS	W	L	PCT.
10	243	122	121	.501

**NOTES:** U.S. Olympic assistant coach, NIT Hall of Fame, NBA head and assistant coach

### DICK HARTER | 1979-83

YRS	GMS	W	L	PCT.
5	140	79	61	.564

**NOTES:** 1980 NIT, NBA head and assistant coach

## YEAR-BY-YEAR RECORDS

Season	Overall		PS	Opp	Conf.		Conf.	Postseason	Head Coach
	W	L	Pts	Pts	W	L	Finish		
1946	7	9	712	674					John Lawther
1947	10	8	866	784					John Lawther
1948	9	10	852	853					John Lawther
1949	7	10	822	830					John Lawther
1950	13	10	1314	1241					Elmer Gross
1951	14	9	1378	1235					Elmer Gross
1952	20	6	1709	1451				NCAA	Elmer Gross
1953	15	9	1613	1455					Elmer Gross
1954	18	6	1662	1505				NCAA	Elmer Gross
1955	18	10	2203	1969				NCAA	John Egli
1956	12	14	1855	1901					John Egli
1957	15	10	1633	1544					John Egli
1958	8	11	1204	1227					John Egli
1959	11	9	1407	1328					John Egli
1960	11	11	1555	1514					John Egli
1961	11	13	1574	1501					John Egli
1962	12	11	1456	1490					John Egli
1963	15	5	1448	1318					John Egli
1964	16	7	1793	1566					John Egli
1965	20	4	1749	1523				NCAA	John Egli
1966	18	6	1764	1640					John Egli
1967	10	14	1734	1757					John Egli
1968	10	10	1446	1433					John Egli
1969	13	9	1389	1369					John Bach
1970	13	11	1602	1627					John Bach
1971	10	12	1559	1539					John Bach
1972	17	8	1883	1703					John Bach
1973	15	8	1484	1407					John Bach
1974	14	12	1676	1630					John Bach
1975	11	12	1604	1649					John Bach
1976	10	15	1813	1777	n/a	n/a			John Bach
1977	11	15	1821	1921	5	5			John Bach
1978	8	19	1893	2006	4	6	t6		John Bach
1979	12	18	1746	1849	4	6	6		Dick Harter
1980	18	10	1752	1600					Dick Harter
1981	17	10	1826	1611					Dick Harter
1982	15	12	1657	1698					Dick Harter
1983	17	11	2195	2108	9	5	4		Dick Harter
1984	5	22	1847	2000	3	15	10		Bruce Parkhill
1985	8	19	1792	1933	4	14	9		Bruce Parkhill
1986	12	17	1777	1960	5	13	9		Bruce Parkhill
1987	15	12	1940	1824	9	9	t4		Bruce Parkhill
1988	13	14	1824	1754	9	9	t4		Bruce Parkhill
1989	20	12	2466	2273	12	6	4	NIT	Bruce Parkhill
1990	25	9	2343	2172	13	5	2	NIT	Bruce Parkhill
1991	21	11	2376	2208	10	8	t3	NCAA	Bruce Parkhill
1992	21	8	2129	1889	independent			NIT	Bruce Parkhill

# YEAR-BY-YEAR RECORD

## YEAR-BY-YEAR RECORDS

Season	Overall		PS	Opp	Conf.		Conf.	Postseason	Head Coach
	W	L	Pts	Pts	W	L	Finish		
1993	7	20	1680	1915	2	16			Bruce Parkhill
1994	13	14	1913	1920	6	12			Bruce Parkhill
1995	21	11	2281	2063	9	9		NIT	Bruce Parkhill
1996	21	7	2095	1794	12	6	t-2	NCAA	Jerry Dunn
1997	10	17	1634	1780	3	15	10		Jerry Dunn
1998	19	13	2334	2201	8	8	7	NIT	Jerry Dunn
1999	13	14	1868	1801	5	11	9		Jerry Dunn
2000	19	16	2572	2528	5	11	9	NIT	Jerry Dunn
2001	21	12	2535	2473	7	9	6	NCAA	Jerry Dunn
2002	7	21	1777	2029	3	13	11		Jerry Dunn
2003	7	21	1766	2040	2	14	11		Jerry Dunn
2004	9	19	1630	1874	3	13	10		Ed DeChellis
2005	7	23	1903	2121	1	15	11		Ed DeChellis
2006	15	15	2021	2038	6	10	t-8	NIT	Ed DeChellis
2007	11	19	1962	2038	2	14	t-10		Ed DeChellis
2008	15	16	2019	2067	7	11	7		Ed DeChellis
2009	27	11	2545	2378	10	8	t-4	NIT Title	Ed DeChellis
2010	11	20	2013	2005	3	15	11		Ed DeChellis
2011	19	15	2144	2126	9	9	t-4	NCAA	Ed DeChellis
2012	12	20	1977	2106	4	14	t-11		Patrick Chambers
2013	10	21	1910	2115	2	16	12		Patrick Chambers
2014	16	18	2409	2388	6	12	10	CBI	Patrick Chambers
2015	18	16	2273	2250	4	14	13		Patrick Chambers
2016	16	16	2107	2228	7	11	10		Patrick Chambers
2017	15	18	2367	2400	6	12	t-12		Patrick Chambers
2018	26	13	2915	2601	9	9	t-6	NIT Title	Patrick Chambers
2019	14	18	2229	2196	7	13	t-10		Patrick Chambers
2020	21	10	2327	2114	11	9	t-5	#	Patrick Chambers
2021	11	14	1816	1825	7	12	t-10		Jim Ferry (Interim HC)
2022	14	17	2003	2015	7	13	t-10		Micah Shrewsberry
2023	23	14	2673	2524	10	10	t-9	NCAA	Micah Shrewsberry

<b>TOTALS</b>	<b>WINS</b>	<b>LOSSES</b>	<b>TIES</b>
<b>WINS</b>	<b>1,545</b>	<b>1,242</b>	<b>1</b>

<b>Penn State Points</b>	166,431
<b>Opponent Points</b>	159,179

## HEAD COACHES

### BRUCE PARKHILL | 1984-95

YRS	GMS	W	L	PCT.
12	350	181	169	.517

**NOTES:** 1991 NCAA, 1989 NIT, 1990 NIT, 1992 NIT, 1995 NIT, 1991 A-10 title, 1990 A-10 Coach of the Year

### JERRY DUNN | 1996-2003

YRS	GMS	W	L	PCT.
8	238	117	121	.492

**NOTES:** 1996 NCAA, 2001 NCAA, 1998 NIT, 2000 NIT, NABC District 3 Coach of the Year (2001)

### ED DECHELLIS | 2004-11

YRS	GMS	W	L	PCT.
8	252	114	138	.452

**NOTES:** 2011 NCAA, 2009 NIT Champions, 2006 & 2009 NIT, Big Ten Coach of the Year (2009)

### PATRICK CHAMBERS | 2011-2020

YRS	GMS	W	L	PCT.
9	298	148	150	.497

**NOTES:** 12th head coach, 2018 NIT Champions, 18 victories over Top 25 ranked teams, most in program history; Three wins over Top 5 teams

### JIM FERRY | 2020-2021

YRS	GMS	W	L	PCT.
1	25	11	14	.440

**NOTES:** 13th head coach, named interim head coach Oct. 21, 2020, guided Penn State during COVID-19 pandemic

### MICAH SHREWSBERRY | 2021-2023

YRS	GMS	W	L	PCT.
2	68	37	31	.544

**NOTES:** 14th head coach, named head coach March 15, 2021. In 2023, coached Penn State to its first NCAA Tournament win since 2001.

### MIKE RHOADES | 2023-PRESENT

YRS	GMS	W	L	PCT.
-	-	-	-	-

**NOTES:** 15th head coach, named head coach March 29, 2023. A Pennsylvania native, Rhoades comes to Penn State with seven NCAA Tournament appearances on his collegiate coaching resume.

# postseason Big Ten Tournament and NCAA Tournament canceled due to COVID-19 pandemic.

# YEARLY STATISTICS

## OVERALL GAMES

Year	GP	FG	FGA	PCT	3FG	3FGA	PCT	FT	FTA	PCT	REB/AVG.(+/-)	PTS	AVG
2022-23	37	978	2111	46.3	385	995	38.7	332	449	73.9	1,205/32.6 (-2.3)	2673	72.2
Opponents	37	933	2171	43.0	267	816	32.7	391	554	70.6	1,293/34.9 (+2.3)	2524	68.2
2021-22	31	740	1712	43.2	249	729	34.2	274	373	73.5	1,095/35.3 (+4.0)	2003	64.6
Opponents	31	725	1741	41.6	232	660	35.2	333	457	72.9	972/31.4 (-4.0)	2015	65.0
2020-21	25	637	1562	40.8	221	654	33.8	321	435	73.8	913/36.5 (+2.5)	1816	72.6
Opponents	25	649	1398	46.4	185	537	34.5	342	469	72.9	851/34.0 (-2.5)	1825	73.0
2019-20	31	832	1931	43.1	249	765	32.5	414	598	69.2	1,202/38.8 (+1.1)	2327	75.1
Opponents	31	758	1846	41.1	197	606	32.5	401	587	68.3	1,169/37.7 (-1.1)	2114	68.2
2018-19	32	791	1898	41.7	222	693	32.0	425	613	69.3	1,172/36.6 (+2.2)	2229	69.7
Opponents	32	778	1766	44.1	208	588	35.4	432	602	71.8	1,100/34.4 (-2.2)	2196	68.6
2017-18	39	1057	2291	46.1	294	759	38.7	507	722	70.2	1,386/35.5 (+2.5)	2915	74.7
Opponents	39	928	2181	42.5	251	733	34.2	494	700	70.6	1,286/33.0 (-2.5)	2601	66.7
2016-17	33	825	1991	41.4	230	679	33.9	487	654	75.4	1,169/35.4 (-3.4)	2,367	71.7
Opponents	33	856	1990	43.0	246	678	36.3	442	620	71.3	1,281/38.8 (+3.4)	2,400	72.7
2015-16	32	732	1,799	40.7	211	665	31.7	432	621	69.6	1,111/34.7 (-1.3)	2,107	65.8
Opponents	32	739	1,744	42.4	225	615	36.6	525	741	70.9	1,152/36.0 (+1.3)	2,228	69.6
2014-15	34	795	1,893	42.0	227	679	33.4	456	656	69.5	1,201/35.3 (-0.5)	2,273	66.9
Opponents	34	750	1,879	39.9	204	626	32.6	546	780	70.0	1,216/35.8 (+0.5)	2,250	66.2
2013-14	34	820	1,915	42.8	210	659	31.9	559	754	74.1	1,197/35.2 (+0.7)	2,409	70.9
Opponents	34	763	1,843	41.4	233	662	35.2	629	882	71.3	1,174/34.5 (-0.7)	2,388	70.2
2012-13	31	695	1,672	39.5	156	527	29.6	432	621	69.6	1,082/34.9(+1.4)	1,910	61.6
Opponents	31	669	1,563	42.8	206	599	34.4	571	799	71.5	1,040/33.5(-1.4)	2,115	68.2
2011-12	32	695	1,770	39.3	201	647	31.1	386	563	68.6	1,084/33.9 (+1.9)	1,977	61.8
Opponents	32	667	1,538	43.4	257	673	38.2	515	696	74.0	1,024/32.0 (-1.9)	2,106	65.8
2010-11	34	767	1,748	43.9	216	638	33.9	394	544	72.4	1,068/31.4 (+1.3)	2,144	63.1
Opponents	34	768	1,747	44.0	235	644	36.5	355	509	69.7	1,025/30.1 (-1.3)	2,126	62.5
2009-10	31	711	1,633	43.5	208	607	34.3	383	542	70.7	1,056/34.1 (+3.2)	2,013	64.9
Opponents	31	721	1,655	43.6	230	634	36.3	333	482	69.1	957/30.9 (-3.2)	2,005	64.7
2008-09	38	904	2,040	44.3	282	780	36.2	455	691	65.8	1,290/33.9 (+3.1)	2,545	67.0
Opponents	38	889	2,067	43.0	257	786	32.7	343	478	71.8	1,174/30.9 (-3.1)	2,378	62.6
2007-08	31	723	1,731	41.8	227	668	34.0	346	556	62.2	1,065/34.4 (+1.3)	2,019	65.1
Opponents	31	746	1,664	44.8	235	659	35.7	340	484	70.2	1,025/33.1 (-1.3)	2,067	66.7
2006-07	30	691	1,568	44.1	194	539	36.0	386	562	68.7	991/33.0 (+2.8)	1,962	65.4
Opponents	30	726	1,596	45.5	246	693	35.5	340	506	67.2	907/30.2 (-2.8)	2,038	67.9
2005-06	30	732	1,666	43.9	186	526	35.4	371	554	67.0	1,017/33.9 (+0.9)	2,021	67.4
Opponents	30	747	1,662	44.9	278	786	35.4	266	405	65.7	989/33.0 (-0.9)	2,038	67.9
2004-05	30	643	1,576	40.8	181	549	33.0	436	627	69.5	1,054/35.1 (+2.2)	1,903	63.4
Opponents	30	796	1,756	45.3	236	634	37.2	293	430	68.1	988/32.9 (-2.2)	2,121	70.7
2003-04	28	585	1,469	39.8	141	423	33.3	319	482	66.2	980-35.0 (+2.4)	1,630	58.2
Opponents	28	693	1,583	43.8	202	624	32.4	286	408	70.1	914/32.6 (-2.4)	1,874	66.9
2002-03	28	637	1,589	40.1	172	524	32.8	320	435	73.6	890-31.8 (-3.3)	1,766	63.1
Opponents	28	720	1,512	47.6	157	427	36.8	443	625	70.9	983-35.1 (+3.3)	2,040	72.9
2001-02	28	614	1,559	39.4	213	619	34.4	336	483	69.6	840-30.0 (-6.0)	1,777	63.5
Opponents	28	708	1,459	48.5	137	398	34.4	476	681	68.1	1,009-36.0 (+6.0)	2,029	72.5

# YEARLY STATISTICS

2000-01	33	835	1,962	42.6	278	757	36.7	587	768	76.5	1069/32.4 (-7.7)	2,535	76.8
Opponents	33	914	1,959	46.7	162	496	32.7	483	723	66.8	1,323/40.1 (+7.7)	2,473	74.9
1999-2000	35	879	1,994	44.1	235	676	34.8	579	811	71.4	1222-34.9 (-1.8)	2,572	73.5
Opponents	35	933	2,066	45.2	165	561	29.4	497	696	71.4	1,285-36.7 (+1.8)	2,528	72.2
1998-99	27	649	1,453	44.7	197	560	35.2	373	500	74.6	886-32.8 (-1.6)	1,868	69.2
Opponents	27	672	1,566	42.9	137	407	33.7	320	455	70.3	934-34.6 (+1.6)	1,801	66.7
1997-98	32	821	1,735	47.3	222	624	35.6	470	635	74.0	1,012/31.6 (-2.6)	2,334	72.9
Opponents	32	816	1,868	43.7	155	457	33.9	414	579	71.5	1,095/34.2 (+2.6)	2,201	68.8
1996-97	27	579	1,384	41.8	125	371	33.7	351	518	67.8	927/34.3 (+1.0)	1,634	60.5
Opponents	27	644	1,500	42.9	140	372	37.6	352	492	71.5	899/33.3 (-1.0)	1,780	65.9
1995-96	28	728	1,555	46.8	197	482	40.9	442	642	68.8	1,077/38.5 (+6.1)	2,095	74.8
Opponents	28	675	1,634	41.3	141	411	34.3	303	476	63.7	906/32.4 (-6.1)	1,794	64.1
1994-95	32	786	1,761	44.6	201	574	35.0	508	721	70.5	1,188/37.1 (+1.0)	2,281	71.3
Opponents	32	785	1,936	40.5	165	530	31.1	328	518	63.3	1,156/36.1 (-1.0)	2,063	64.5
1993-94	27	637	1,452	43.9	139	404	34.4	500	733	68.2	1,001/37.1 (+2.8)	1,913	70.9
Opponents	27	709	1,597	44.4	153	423	36.2	349	522	66.9	927/34.3 (-2.8)	1,920	71.1
1992-93	27	607	1,449	41.9	108	335	32.2	358	530	67.5	877/32.5 (-2.6)	1,680	62.2
Opponents	27	715	1,520	47.0	145	370	39.2	340	479	71.0	949/35.1 (-4.5)	1,889	65.1
1991-92	29	751	1,618	46.4	92	300	30.7	535	772	69.3	1,051/36.2 (+4.5)	2,129	73.4
Opponents	29	694	1,575	44.1	129	381	33.9	372	526	70.7	920/31.7 (-4.5)	1,889	65.1
1990-91	32	819	1,791	45.7	94	279	33.7	644	849	75.9	1,164/36.4 (+6.4)	2,376	74.3
Opponents	32	837	1,776	47.1	117	334	34.0	417	591	70.6	960/30.0 (-6.4)	2,208	69.0
1989-90	34	858	1,832	46.8	88	291	30.2	539	744	72.5	1,235/36.3 (+6.7)	2,343	68.9
Opponents	34	804	1,810	44.4	145	426	34.0	419	612	68.5	1,006/29.6 (-6.7)	2,172	63.9
1988-89	32	855	1,771	48.3	141	364	38.7	615	855	71.9	1,175/36.7 (+6.3)	2,466	77.1
Opponents	32	799	1,742	45.9	151	419	36.0	524	722	72.6	974/30.4 (-6.3)	2,273	71.0
1987-88	27	647	1,470	44.0	141	390	36.2	389	557	69.8	966/35.8 (+2.7)	1,824	67.6
Opponents	27	649	1,473	44.1	110	316	34.8	346	482	71.8	893/33.1 (-2.7)	1,754	65.0
1986-87	27	704	1,530	46.0	118	290	40.7	414	604	68.5	982/36.4 (+3.1)	1,940	71.9
Opponents	27	661	1,456	45.4	120	285	42.1	382	565	67.6	899/33.3 (-3.1)	1,824	67.6
1985-86	29	651	1,354	48.1	—	—	—	475	681	69.8	908/31.3 (+2.1)	1,777	61.3
Opponents	29	726	1,515	47.9	—	—	—	408	582	70.1	846/29.2 (-2.1)	1,860	64.1
1984-85	27	647	1,390	46.5	45	125	36.0	453	613	74.0	830/30.7 (-1.1)	1,792	66.4
Opponents	27	728	1,451	50.1	44	106	41.5	433	641	67.6	858/31.8 (+1.1)	1,933	71.6
1983-84	27	696	1,455	47.8	—	—	—	455	619	73.5	807/29.9 (-1.9)	1,847	68.4
Opponents	27	800	1,499	53.4	—	—	—	400	—	70.4	859/31.8 (+1.9)	2,000	74.1
1982-83	28	854	1,831	46.6	71	171	41.5	416	609	68.3	1,100/39.3 (+2.9)	2,195	78.4
Opponents	28	732	1,575	46.5	66	159	41.5	578	839	68.9	1,019/36.4 (-2.9)	2,108	75.3
1981-82	27	652	1,409	46.3	—	—	—	353	516	68.4	896/33.2 (+3.2)	1,657	61.4
Opponents	27	605	1,308	46.3	—	—	—	488	723	67.5	809/30.0 (-3.2)	1,698	62.9
1980-81	27	731	1,437	50.9	—	—	—	364	499	72.9	944/35.0 (+5.8)	1,826	67.6
Opponents	27	547	1,338	40.9	—	—	—	517	774	66.8	789/29.2 (-5.8)	1,611	59.7
1979-80	28	674	1,456	46.3	—	—	—	404	575	70.3	977/34.9 (+4.3)	1,752	62.6
Opponents	28	543	1,309	41.5	—	—	—	514	744	69.1	856/30.6 (-4.3)	1,600	57.1
1978-79	30	687	1,427	48.1	—	—	—	372	518	71.8	855/28.5 (+2.7)	1,746	58.2
Opponents	30	617	1,268	48.7	—	—	—	615	859	71.6	773/25.8 (-2.7)	1,849	61.6



# YEARLY STATISTICS

## BIG TEN GAMES

Year	GP	FG	FGA	PCT	3FG	3FGA	PCT	FT	FTA	PCT	REB/AVG.(+/-)	PTS	AVG
2022-23	20	519	1110	46.8	209	531	39.4	147	207	71.0	603/30.2 (-3.7)	1394	69.7
Opponents	20	519	1126	46.1	147	409	35.9	209	306	68.3	677/33.9 (+3.7)	1394	69.7
2021-22	20	473	1121	42.2	157	458	34.3	163	221	73.8	707/35.4 (+3.4)	1266	63.3
Opponents	20	469	1112	42.2	157	422	37.2	229	313	73.2	640/32.0 (-3.4)	1324	66.2
2020-21	19	470	1182	39.8	162	488	33.2	243	333	73.0	689/36.3 (+1.8)	1345	70.8
Opponents	19	500	1060	47.2	137	394	34.8	260	349	74.5	655/34.5 (-1.8)	1397	73.5
2019-20	20	509	1227	41.5	157	472	33.3	257	369	69.6	720/36.0 (-3.0)	1432	71.6
Opponents	20	510	1185	43.0	127	385	33.0	285	400	71.3	780/39.0 (+3.0)	1432	71.6
2018-19	20	485	1175	41.3	127	416	30.5	266	388	68.6	727/36.3 (+1.4)	1363	68.2
Opponents	20	488	1107	44.1	137	368	37.2	275	376	73.1	696/34.9 (-1.4)	1246	69.2
2017-18	18	487	1050	46.4	126	340	37.1	197	284	69.4	598/33.2 (-0.3)	1297	72.1
Opponents	18	443	999	44.3	111	317	35.0	249	347	71.8	603/33.5 (+0.3)	1246	69.2
2016-17	18	443	1067	41.5	121	369	32.8	255	362	70.4	607/33.7 (-4.4)	1,262	70.1
Opponents	18	476	1061	44.9	134	371	36.1	249	359	69.4	686/38.1 (+4.4)	1,335	74.2
2015-16	18	401	1002	40.0	125	393	31.8	230	320	71.9	602/33.4 (-2.9)	1,157	64.3
Opponents	18	438	994	44.1	130	350	37.1	291	408	71.3	654/36.3 (+2.9)	1,297	72.1
2014-15	18	413	996	41.5	118	362	32.6	199	287	69.3	592/32.9 (-0.8)	1,143	63.5
Opponents	18	411	953	43.1	112	319	35.1	280	396	70.7	607/33.7 (+0.8)	1,214	67.4
2013-14	18	405	998	40.6	100	340	29.4	266	363	73.3	592/32.9 (-2.6)	1,176	65.3
Opponents	18	388	940	41.3	122	350	34.9	356	479	74.3	639/35.5 (+2.6)	1,254	69.7
2012-13	18	370	969	38.2	86	288	29.9	233	331	70.4	601/33.4 (-1.4)	1,059	58.8
Opponents	18	395	899	43.9	104	315	33.0	347	497	69.8	626/34.8 (+1.4)	1,241	68.9
2011-12	18	387	980	39.5	99	332	29.8	214	296	72.3	567/31.5 (-0.2)	1,087	60.4
Opponents	18	390	841	46.4	143	353	40.5	306	417	73.4	570/31.7 (+0.2)	1,229	68.3
2010-11	18	406	884	45.9	116	340	34.1	210	285	73.7	520/28.9 (+0.6)	1,138	63.2
Opponents	18	420	920	45.7	125	332	37.7	191	265	72.1	510/28.3 (-0.6)	1,156	64.2
2009-10	18	405	924	43.8	120	343	35.0	190	282	67.4	582/32.3 (+1.5)	1,120	62.2
Opponents	18	428	946	45.2	136	378	36.0	213	306	69.6	555/30.8 (-1.5)	1,205	66.9
2008-09	18	390	940	41.5	129	377	34.2	184	285	64.6	559/31.1 (-0.5)	1,093	60.7
Opponents	18	421	934	45.1	118	346	34.1	174	240	72.5	568/31.6 (+0.5)	1,134	63.0
2007-08	18	381	919	41.5	129	367	35.1	209	332	63.0	548/30.4 (-0.9)	1,100	61.1
Opponents	18	457	945	48.4	149	397	37.5	191	272	70.2	565/31.4 (+0.9)	1,254	69.7
2006-07	16	349	819	42.6	107	289	37.0	182	265	68.7	470/29.4 (-1.3)	987	61.7
Opponents	16	405	821	49.3	147	368	39.9	194	281	69.0	491/30.7 (+1.3)	1,151	71.9
2005-06	16	367	874	42.0	110	300	36.7	177	256	69.1	496/31.0 (-2.1)	1,021	63.8
Opponents	16	407	856	47.5	161	429	37.5	153	221	69.2	529/33.1 (+2.1)	1,128	70.5
2004-05	16	314	817	38.4	95	288	33.0	208	297	70.0	528/33.0 (+0.1)	931	58.2
Opponents	16	450	925	48.6	138	359	38.4	143	201	71.1	527/32.9 (-0.9)	1,181	73.8
2003-04	16	325	856	38.0	76	246	30.9	167	257	65.0	535/33.4 (+1.6)	893	55.8
Opponents	16	427	895	47.7	123	336	36.6	133	196	67.9	524/32.8 (-1.6)	1,110	69.4
2002-03	16	361	939	38.4	95	285	33.3	191	264	72.3	532/33.2 (-2.4)	1,008	63.0
Opponents	16	430	872	49.3	77	227	33.9	273	381	71.7	570/35.6 (+2.4)	1,210	75.6

# YEARLY STATISTICS

Year	GP	FG	FGA	PCT	3FG	3FGA	PCT	FT	FTA	PCT	REB/AVG.(+/-)	PTS	AVG
2001-02	16	335	862	38.9	118	347	34.0	186	277	67.1	445/27.8 (-8.5)	974	60.9
Opponents	16	390	814	47.9	69	206	33.5	303	411	73.7	81/36.3 (+8.5)	1,152	72.0
2000-01	16	391	942	41.5	132	370	35.7	292	378	77.2	486/30.4 (-9.2)	1,206	75.4
Opponents	16	463	938	49.4	77	209	36.8	237	349	67.9	634/39.6 (+9.2)	1,240	77.5
1999-2000	16	397	891	44.6	107	302	35.4	279	392	71.2	505/31.6 (-4.8)	1,180	73.8
Opponents	16	447	930	48.1	70	234	29.9	238	328	72.6	582/36.4 (+4.8)	1,202	75.1
1998-99	16	389	864	45.0	114	319	35.7	234	313	74.8	503/31.4 (-3.7)	1,126	70.4
Opponents	16	416	930	44.7	87	231	37.7	224	304	73.7	561/35.1 (+3.7)	1,143	71.4
1997-98	16	387	854	45.3	109	322	33.9	270	356	75.8	469/29.3 (-5.9)	1,153	72.1
Opponents	16	451	950	47.5	74	207	35.7	212	292	72.6	563/35.2 (+5.9)	1,191	74.3
1996-97	18	380	905	42.0	78	232	33.6	231	344	67.2	563/31.3 (-2.0)	1,069	59.4
Opponents	18	460	992	46.4	94	227	41.4	261	353	73.9	599/33.3 (+2.0)	1,275	70.8
1995-96	18	437	965	45.3	126	322	39.1	259	390	66.4	636/35.3 (+1.1)	1,259	69.9
Opponents	18	440	1,022	43.1	87	255	34.1	201	313	64.2	615/34.2 (-1.1)	1,168	64.9
1994-95	18	428	988	43.3	109	331	32.9	266	370	71.9	646/35.9 (-0.2)	1,231	68.4
Opponents	18	468	1,089	43.0	86	275	31.3	174	281	61.9	650/36.1 (+0.2)	1,196	66.4
1993-94	18	406	963	42.2	101	285	35.4	319	482	66.2	651/36.2 (+0.4)	1,232	68.4
Opponents	18	497	1,070	46.4	105	271	38.7	269	404	66.6	645/35.8 (-0.4)	1,368	76.0
1992-93	18	403	980	41.1	73	233	31.3	209	313	66.8	597/33.2 (-2.3)	1,088	60.4
Opponents	18	495	1,046	47.3	95	238	39.9	227	310	73.2	639/35.3 (+2.3)	1,312	72.9

# IN-SEASON TOURNAMENTS

Season	Date	Tournament	Location	Opponent	W-L	PSU	Opp
1949-50	12/28/1949	Dixie Classic	Raleigh, N.C.	Duke	W	51	48
	12/29/1949	Dixie Classic	Raleigh, N.C.	West Virginia	W	46	41
	12/30/1949	Dixie Classic	Raleigh, N.C.	NC State	L	40	50
1950-51	12/29/1950	Spartan Tournament	East Lansing, Mich.	Michigan St.	L	43	51
	12/30/1950	Spartan Tournament	East Lansing, Mich.	Ohio St.	W	67	58
1951-52	12/27/1951	Keystone Classic	Pittsburgh, Pa.	Michigan	W	62	60
	12/28/1951	Keystone Classic	Pittsburgh, Pa.	Pittsburgh	W	62	40
1952-53	12/29/1952	All-College Tournament	Oklahoma City, Okla.	Oklahoma A&M	L	61	68
	12/30/1952	All-College Tournament	Oklahoma City, Okla.	Bowling Green	W	67	56
	12/31/1952	All-College Tournament	Oklahoma City, Okla.	Western Kentucky	L	78	91
1954-55	12/27/1954	Motor City Classic	Detroit, Mich.	Wayne	L	66	71
	12/28/1954	Motor City Classic	Detroit, Mich.	Toledo	W	71	53
1955-56	12/27/1955	Motor City Classic	Detroit, Mich.	Detroit	L	58	91
	12/28/1955	Motor City Classic	Detroit, Mich.	Toledo	W	78	66
1956-57	12/27/1956	Richmond Invitational	Richmond, Va.	Richmond	W	64	60
	12/28/1956	Richmond Invitational	Richmond, Va.	Pennsylvania	W	89	59
	12/29/1956	Richmond Invitational	Richmond, Va.	Lafayette	L	59	64
1958-59	12/29/1958	Richmond Invitational	Richmond, Va.	Georgetown	W	88	74
	12/30/1958	Richmond Invitational	Richmond, Va.	Richmond	W	61	54
1959-60	12/28/1959	Keystone Classic	Harrisburg, Pa.	Temple	L	50	60
	12/29/1959	Keystone Classic	Harrisburg, Pa.	Duquesne	W	72	69
1960-61	12/9/1960	Evansville Tournament	Evansville, Ind.	Duke	L	46	69
	12/10/1960	Evansville Tournament	Evansville, Ind.	Wake Forest	L	78	84
1961-62	12/26/1961	Quaker City Classic	Philadelphia, Pa.	Iowa	L	48	67
	12/28/1961	Quaker City Classic	Philadelphia, Pa.	Holy Cross	L	66	79
	12/30/1961	Quaker City Classic	Philadelphia, Pa.	Niagara	L (OT)	70	77
1962-63	12/28/1962	Alpine Classic	Charleston, W.Va.	Marshall	W	75	65
	12/29/1962	Alpine Classic	Charleston, W.Va.	Miami (Ohio)	L	66	73
1963-64	12/27/1963	Motor City Classic	Detroit, Mich.	W. Michigan	W	97	92
	12/28/1963	Motor City Classic	Detroit, Mich.	Detroit	W	88	83
1964-65	12/28/1964	Motor City Classic	Detroit, Mich.	Houston	W	59	57
	12/29/1964	Motor City Classic	Detroit, Mich.	Detroit	W	75	73
1965-66	12/29/1965	Gator Bowl Tournament	Jacksonville, Fla.	Alabama	W	68	66
	12/30/1965	Gator Bowl Tournament	Jacksonville, Fla.	Florida	W	54	52
1966-67	12/22/1966	Kentucky Invitational	Lexington, Ky.	Kansas State	L	59	83
	12/23/1966	Kentucky Invitational	Lexington, Ky.	Oregon State	L	61	64
	12/28/1966	Gator Bowl Tournament	Jacksonville, Fla.	Virginia Tech	L	65	67
	12/29/1966	Gator Bowl Tournament	Jacksonville, Fla.	Georgia	L	82	90
1967-68	12/26/1967	ECAC Holiday Festival	New York, N.Y.	Boston College	L	58	87
	12/27/1967	ECAC Holiday Festival	New York, N.Y.	Syracuse	L	73	83
1968-69	12/27/1968	Quaker City Classic	Philadelphia, Pa.	La Salle	L	55	70
	12/28/1968	Quaker City Classic	Philadelphia, Pa.	Niagara	W	77	74
	12/29/1968	Quaker City Classic	Philadelphia, Pa.	DePaul	L	68	83
1969-70	12/29/1969	Kodak Classic	Rochester, N.Y.	Georgetown	L	71	86
1969-70	12/30/1969	Kodak Classic	Rochester, N.Y.	Rochester	W	83	60
1970-71	12/29/1970	Carolina Classic	Greensboro, N.C.	North Carolina	L	57	73
1970-71	12/30/1970	Carolina Classic	Greensboro, N.C.	Duke	L	56	67
1971-72	12/17/1971	Volunteer Classic	Knoxville, Tenn.	Tennessee	L	55	57
	12/18/1971	Volunteer Classic	Knoxville, Tenn.	Colorado State	L	63	70
1971-72	12/27/1971	ECAC Holiday Festival	New York, N.Y.	Providence	L	65	81
	12/28/1971	ECAC Holiday Festival	New York, N.Y.	Utah	W	80	69
	12/29/1971	ECAC Holiday Festival	New York, N.Y.	Syracuse	L	77	92
1972-73	12/27/1972	All-College Tournament	Oklahoma City, Okla.	Florida State	L	60	70
	12/28/1972	All-College Tournament	Oklahoma City, Okla.	Texas A&M	L	55	62
	12/29/1972	All-College Tournament	Oklahoma City, Okla.	St. Francis (Pa.)	W	84	64
1973-74	12/14/1973	Utah Classic	Salt Lake City, Utah	Seattle	L	60	62
	12/15/1973	Utah Classic	Salt Lake City, Utah	Dartmouth	W	72	67
1973-74	12/26/1973	Quaker City Classic	Philadelphia, Pa.	Fordham	W	73	67
	12/27/1973	Quaker City Classic	Philadelphia, Pa.	California	L	63	64
	12/28/1973	Quaker City Classic	Philadelphia, Pa.	Cincinnati	W	74	66
1974-75	12/6/1974	Steel Bowl Tournament	Pittsburgh, Pa.	Oregon	L	40	76
	12/7/1974	Steel Bowl Tournament	Pittsburgh, Pa.	Pittsburgh	W	88	79

# IN-SEASON TOURNAMENTS

Season	Date	Tournament	Location	Opponent	W-L	PSU	Opp
1974-75	12/26/1974	Gator Bowl Tournament	Jacksonville, Fla.	Jacksonville	W	75	73
	12/27/1974	Gator Bowl Tournament	Jacksonville, Fla.	Memphis St.	W	61	54
1975-76	12/26/1975	Pillsbury Classic	Bloomington, Pa.	Minnesota	L	70	86
	12/27/1975	Pillsbury Classic	Bloomington, Pa.	Butler	L	50	63
1975-76	1/2/1976	Presidential Classic	Washington, D.C.	Harvard	W	63	55
	1/3/1976	Presidential Classic	Washington, D.C.	George Washington	L	69	78
1975-76	1/30/1976	Pennsylvania Classic	Pittsburgh, Pa.	Duquesne	L	70	76
	1/31/1976	Pennsylvania Classic	Pittsburgh, Pa.	Pittsburgh	L	52	71
1976-77	12/17/1976	Big Sun Invitational	St. Petersburg, Fla.	Memphis St.	L	69	77
	12/18/1976	Big Sun Invitational	St. Petersburg, Fla.	South Florida	L	62	66
1977-78	12/28/1977	Kodak Classic	Rochester, N.Y.	DePaul	L	67	82
	12/29/1977	Kodak Classic	Rochester, N.Y.	Rochester	W	92	67
1978-79	11/25/1978	Seawolf Classic	Anchorage, Alaska	Alaska	L	62	79
	11/26/1978	Seawolf Classic	Anchorage, Alaska	Indiana	L	65	86
1978-79	12/22/1978	Dayton Invitational	Dayton, Ohio	Florida St.	W	64	57
	12/22/1978	Dayton Invitational	Dayton, Ohio	Tulane	L	50	54
1979-80	12/26/1979	Far West Classic	Portland, Ore.	BYU	L	50	58
	12/28/1979	Far West Classic	Portland, Ore.	Idaho	L	46	50
	12/29/1979	Far West Classic	Portland, Ore.	Texas Tech	W	47	46
1980-81	12/29/1980	Music City Invitational	Nashville, Tenn.	Boston College	L	67	74
	12/30/1980	Music City Invitational	Nashville, Tenn.	Tennessee Tech	W	69	46
1981-82	12/11/1981	Indiana Classic	Bloomington, Ind.	Southern Methodist	W	65	53
	12/12/1981	Indiana Classic	Bloomington, Ind.	Indiana	L	51	80
1981-82	12/28/1981	Cable Car Classic	Santa Clara, Calif.	North Carolina	L	50	56
	12/29/1981	Cable Car Classic	Santa Clara, Calif.	Texas Christian	W	54	49
1982-83	12/17/1982	Dallas Morning News Classic	Dallas, Texas	Hardin Simmons	W	81	73
	12/18/1982	Dallas Morning News Classic	Dallas, Texas	Southern Methodist	L	68	75
1982-83	12/28/1982	Gator Bowl Tournament	Jacksonville, Fla.	Florida	L	60	82
	12/29/1982	Gator Bowl Tournament	Jacksonville, Fla.	Iowa St.	W	81	76
	12/28/1983	Connecticut Mutual Classic	Hartford, Conn.	Arizona St.	L	50	53
1983-84	12/29/1983	Connecticut Mutual Classic	Hartford, Conn.	Columbia	W	84	83
1984-85	12/27/1984	Sugar Bowl Classic	New Orleans, LA	Virginia	L	54	66
	12/28/1984	Sugar Bowl Classic	New Orleans, LA	New Orleans	L	59	61
1985-86	12/27/1985	Milwaukee Classic	Milwaukee, Wis.	Long Beach St.	L	45	47
	12/29/1985	Milwaukee Classic	Milwaukee, Wis.	Valparaiso	W	52	40
1986-87	11/27/1986	AMI Classic	Miami, Fla.	La Salle	W	59	58
	11/28/1986	AMI Classic	Miami, Fla.	Miami (Fla.)	W	74	61
1987-88	12/29/1987	Coca-Cola Classic	Chattanooga, Tenn.	SW Louisiana	L	69	74
	12/30/1987	Coca-Cola Classic	Chattanooga, Tenn.	Yale	W	69	50
1988-89	12/9/1988	Cougar Classic	Provo, Utah	St. Mary's	L	52	76
	12/10/1988	Cougar Classic	Provo, Utah	Texas-Arlington	W	67	63
1988-89	12/29/1988	Cowboy Shootout	Laramie, Wyo.	Southern Illinois	L	76	80
	12/30/1988	Cowboy Shootout	Laramie, Wyo.	Gonzaga	L	63	71
1989-90	12/21/1989	UAB Blazer Classic	Birmingham, Ala.	UAB	L	57	80
	12/22/1989	UAB Blazer Classic	Birmingham, Ala.	Southwest Texas St.	W	62	37
1989-90	12/28/1989	Fiesta Bowl Classic	Tucson, Ariz.	Arizona	L	55	74
	12/30/1989	Fiesta Bowl Classic	Tucson, Ariz.	Wake Forest	W	67	63
1990-91	11/30/1990	Dr. Pepper Classic	Waco, Texas	Delaware St.	W	88	70
	12/1/1990	Dr. Pepper Classic	Waco, Texas	Baylor	L	70	72
1990-91	12/28/1990	Tampa Tribune Invitational	Tampa, Fla.	Brown	W	79	60
	12/29/1990	Tampa Tribune Invitational	Tampa, Fla.	South Florida	L	56	60
1991-92	12/6/1991	First Bank Classic	Milwaukee, Wis.	St. Francis	W	61	51
	12/7/1991	First Bank Classic	Milwaukee, Wis.	Marquette	W	60	56
1991-92	12/27/1991	Palm Beach Classic	West Palm Beach, Fla.	George Washington	L	57	71
	12/29/1991	Palm Beach Classic	West Palm Beach, Fla.	Marshall	W	78	64
1993-94	12/28/1993	Lowcountry Classic	Charleston, S.C.	Coll. of Charleston	L	65	71
	12/29/1993	Lowcountry Classic	Charleston, S.C.	Delaware St.	W	64	53
1994-95	12/28/1994	Palm Beach Classic	W. Palm Beach, Fla.	Texas Tech	L	61	67
	12/30/1994	Palm Beach Classic	W. Palm Beach, Fla.	Richmond	W	66	53
1995-96	12/29/1995	Cable Car Classic	San Jose, Calif.	Santa Clara	W	70	49
	12/30/1995	Cable Car Classic	San Jose, Calif.	Bradley	W	75	72
1997-98	12/27/1997	Sun Classic Tournament	El Paso, Texas	UTEP	L	60	79
	12/28/1997	Sun Classic Tournament	El Paso, Texas	Mississippi State	L	57	58

# IN-SEASON TOURNAMENTS

Season	Date	Tournament	Location	Opponent	W-L	PSU	Opp
1998-99	12/28/1998	Fiesta Bowl Classic	Tucson, Ariz.	Fla. International	L	67	85
	12/30/1998	Fiesta Bowl Classic	Tucson, Ariz.	Holy Cross	W	73	52
1999-2000	12/28/1999	ASU/Tribune Classic	Tempe, Ariz.	Manhattan	W	83	77
	12/29/1999	ASU/Tribune Classic	Tempe, Ariz.	Arizona State	L	85	93
2000-01	12/26/2000	ECAC Holiday Classic	New York, N.Y.	Princeton	W	65	52
	12/27/2000	ECAC Holiday Classic	New York, N.Y.	Hofstra	W	74	71
2001-02	12/28/2001	Golden Bear Classic	Berkeley, Calif.	Coppin St.	W	66	49
	12/29/2001	Golden Bear Classic	Berkeley, Calif.	California	L	73	76
2003-04	12/28/2003	Comcast Lobo Invitational	Albuquerque, N.M.	Arkansas State	W	73	61
	12/29/2003	Comcast Lobo Invitational	Albuquerque, N.M.	New Mexico	L	63	82
2004-05	11/14/2004	Black Coaches Association Classic	Milwaukee, Wis.	Illinois State	L	73	82
	11/15/2004	Black Coaches Association Classic	Milwaukee, Wis.	Western Carolina	W	78	63
	11/16/2004	Black Coaches Association Classic	Milwaukee, Wis.	SC State	L	43	63
2004-05	12/28/2004	ASU/azcentral.com Hoops Classic	Tempe, Ariz.	Valparaiso	L	56	69
	12/29/2004	ASU/azcentral.com Hoops Classic	Tempe, Ariz.	Long Island	W	80	56
2007-08	11/22/2007	Old Spice Classic	Orlando, Fla.	South Carolina	L	67	74
	11/23/2007	Old Spice Classic	Orlando, Fla.	Rider	L	73	82
	11/25/2007	Old Spice Classic	Orlando, Fla.	Central Florida	L	59	70
	11/17/2008	Philly Hoop Group Classic	University Park, Pa.	NJIT	W	74	47
2009-09	11/20/2008	Philly Hoop Group Classic	University Park, Pa.	Hartford	W	89	64
	11/28/2008	Philly Hoop Group Classic	Philadelphia, Pa.	Rhode Island	L	72	77
	11/29/2008	Philly Hoop Group Classic	Philadelphia, Pa.	Towson	W	78	54
	11/19/2009	Charleston Classic	Charleston, S.C.	UNC Wilmington	L	69	80
2009-10	11/20/2009	Charleston Classic	Charleston, S.C.	Tulane	L	60	63
	11/21/2009	Charleston Classic	Charleston, S.C.	Davidson	W	59	57
	11/19/2011	Hall of Fame Tip-Off	Uncasville, Conn.	Kentucky	L	47	85
2011-12	11/20/2011	Hall of Fame Tip-Off	Uncasville, Conn.	South Florida	W	53	49
	11/15/2012	Puerto Rico Tip-Off	Bayamon, P.R.	NC State	L	55	72
	11/16/2012	Puerto Rico Tip-Off	Bayamon, P.R.	Providence	W	55	52
	11/18/2012	Puerto Rico Tip-Off	Bayamon, P.R.	Akron	L	60	85
2013-14	11/29/2013	Barclays Center Classic	Brooklyn, N.Y.	St. John's	W	89	82
	11/30/2013	Barclays Center Classic	Brooklyn, N.Y.	Mississippi	L	76	79
2014-15	11/20/2014	Charleston Classic	Charleston, S.C.	Charlotte	L (20T)	97	106
	11/21/2014	Charleston Classic	Charleston, S.C.	Cornell	W	72	71
	11/23/2014	Charleston Classic	Charleston, S.C.	Southern California	W	63	61
	11/25/2014	Charleston Classic	University Park, Pa.	Akron	W	78	72
2015-16	12/10/2015	Las Vegas Classic (On-Campus)	University Park, Pa.	Canisius	W	81	67
	12/12/2015	Las Vegas Classic (On-Campus)	University Park, Pa.	La.-Monroe	W	54	50
	12/22/2015	Las Vegas Classic	Las Vegas, Nev.	Colorado	L	70	71
	12/23/2015	Las Vegas Classic	Las Vegas, Nev.	Kent State	W	75	69
2016-17	11/11/2016	Hall of Fame Tip-Off	University Park, Pa.	Albany	L	81	87
	11/15/2016	Hall of Fame Tip-Off	University Park, Pa.	Grand Canyon	W	85	76
	11/19/2016	Hall of Fame Tip-Off	Uncasville, Conn.	Duke	L	68	78
	11/20/2016	Hall of Fame Tip-Off	Uncasville, Conn.	Cincinnati	L	50	71
2017-18	11/15/2017	Legends Classic	University Park, Pa.	Montana	W	70	57
	11/20/2017	Legends Classic	Brooklyn, N.Y.	Pittsburgh	W	85	84
	11/21/2017	Legends Classic	Brooklyn, N.Y.	Texas A&M	L	87	98
	11/24/2017	Legends Classic	University Park, Pa.	Oral Roberts	W	86	48
2018-19	11/9/2018	Cancun Challenge	University Park, Pa.	North Florida	W	87	72
	11/12/2019	Cancun Challenge	University Park, Pa.	Jacksonville State	W	76	61
	11/20/2018	Cancun Challenge	Cancun, Mexico	Wright State	W	77	59
	11/21/2018	Cancun Challenge	Cancun, Mexico	Bradley	L	56	69
2019-20	11/19/2019	NIT Season Tip-Off	University Park, Pa.	Bucknell	W	98	70
	11/23/2019	NIT Season Tip-Off	University Park, Pa.	Yale	W	58	56
	11/27/2019	NIT Season Tip-Off	Brooklyn, N.Y.	Ole Miss	L	72	74
	11/29/2019	NIT Season Tip-Off	Brooklyn, N.Y.	Syracuse	W	85	64
2020-21	No in-season tournaments due to COVID-19 pandemic						
2021-22	11/18/2021	Emerald Coast Classic	University Park, Pa.	St. Francis Brooklyn	W	74	59
	11/26/2021	Emerald Coast Classic	Niceville, Fla.	LSU	L (OT)	63	68
	11/27/2021	Emerald Coast Classic	Niceville, Fla.	Oregon State	W	60	45
	11/24/2017	Legends Classic	University Park, Pa.	Oral Roberts	W	86	48
2022-23	11/17/2022	Charleston Classic	Charleston, S.C.	Furman	W	73	68
	11/18/2022	Charleston Classic	Charleston, S.C.	Virginia Tech	L	59	61
	11/20/2022	Charleston Classic	Charleston, S.C.	Colorado State	W	68	56

# ALL-TIME RESULTS

## NO FORMAL HEAD COACHES

### 1897 (1-1 OVERALL)

**Captain:** M.R. Stevenson

@ Bucknell	4-24	L
Bucknell	10-7	W

### 1898 (2-1 OVERALL)

**Captain:** Clay Sprecher

Bucknell	12-4	W
at Bucknell	5-18	L
Cornell	26-5	W

### 1899 (2-3 OVERALL)

**Captain:** M.R. Stevenson

J 13 Clover Wheel	12-10	W
J 28 Bucknell	17-6	W
M 1 @ Bloomsburg	6-30	L
M 2 @ Williamsport YMCA	13-17	L
M 3 @ Bucknell	8-12	L

### 1900 (7-1 OVERALL)

**Captain:** J.S. Ruble

J 28 Lock Haven	17-13	W
F 3 Dickinson	42-6	W
F 10 Bucknell	11-6	W
F 14 Williamsport YMCA	27-7	W
F 16 Cornell	15-8	W
M 1 @ Lock Haven	10-9	W
M 2 @ Williamsport YMCA	4-3	W
M 3 @ Bucknell	6-19	L

### 1901 (5-1 OVERALL)

**Captain:** E.T. McCleary

F 2 Lock Haven	44-2	W
F 9 Pennsylvania	33-3	W
F 13 Bloomsburg	56-9	W
F 19 Williamsport YMCA	17-6	W
M 9 Gettysburg	15-4	W
M 15 @ Williamsport YMCA	7-13	L

### 1902 (9-2 OVERALL)

**Captain:** C.W. Ruble

J 17 Lock Haven	43-13	W
J 31 Bloomsburg	53-4	W
F 7 Pennsylvania	52-17	W
F 14 Pittston YMCA	53-13	W
F 21 Lehigh	39-24	W
F 25 @ Lehigh	22-24	L
F 26 @ Bloomsburg	28-44	L
F 27 @ Williamsport YMCA	19-9	W
F 28 @ Lock Haven	21-16	W
M 1 Co. B, 5th Regiment	58-2	W
M 7 Williamsport YMCA	17-12	W

### 1903 (3-5-1 OVERALL)

**Captain:** G.V. Storisi

J 16 Lock Haven	51-0	W
F 6 Franklin & Marshall	40-5	W
F 9 @ Westminster	18-28	L
F 10 @ Geneva	16-28	L
F 11 @ Grove City	11-33	L
F 12 @ Allegheny	14-26	L
F 13 @ Indiana State	19-33	L
M 6 @ Williamsport YMCA	13-13	(ot) T
M 19 Williamsport YMCA	13-9	W

### 1904 (5-4 OVERALL)

**Captain:** William R. Dunn

F 11 Bellefonte Academy	42-7	W
F 12 @ Williamsport YMCA	10-16	L
F 13 @ Wyoming Seminary	39-22	W
F 14 @ Ex. 9th Regiment	19-38	L
F 15 @ Susquehanna	34-7	W
F 25 Allegheny	11-25	L
M 11 Altoona Ath. Assoc.	59-8	W
M 14 Williamsport YMCA	33-16	W
M 16 Ex. 9th Regiment	10-20	L

### 1905 (6-2 OVERALL)

**Captain:** William R. Dunn

D 16 @ Altoona	16-23	L
J 20 Altoona Ath. Assoc.	34-18	W
F 2 Wyoming Seminary	33-16	W
F 17 Dickinson	41-13	W
F 22 @ Pennsylvania	29-24	W
F 23 @ Swarthmore	15-26	L
F 24 @ Franklin & Marshall	33-27	W
F 25 @ Dickinson	31-12	W

### 1905-06 (6-4 OVERALL)

**Captain:** W.Y. Heaton

D 15 Juniata	57-9	W
J 16 Wyoming Seminary	53-15	W
J 29 Susquehanna	49-23	W
F 2 @ Lehigh	19-31	L
F 3 @ Pennsylvania	18-28	L
F 5 Lebanon Valley	41-14	W
M 3 @ Southside	26-46	L
M 5 @ Pittsburgh	30-4	W
M 6 @ West Virginia	13-16	L
M 7 @ Greensburg	34-10	W

### 1906-07 (5-6 OVERALL)

**Captain:** H.B. Waha

D 13 Juniata	62-1	W
J 11 Wyoming Seminary	66-23	W
F 8 NYULS	19-17	W
F 11 @ Harrisburg Ath. Club	29-45	L
F 12 @ Swarthmore	15-26	L
F 13 @ Pennsylvania	16-35	L
F 14 @ Lehigh	12-40	L
F 15 Army	16-32	L
F 16 Fordham	12-15	L

F 22 Swarthmore	22-20	W
M 1 Lebanon Valley	52-20	W

### 1908 (10-4 OVERALL)

**Captain:** E. G. DuBarry

J 11 Wyoming Seminary	40-11	W
F 6 Pittsburgh	30-13	W
F 12 @ Franklin & Marshall	36-11	W
F 13 @ Delaware	26-19	W
F 14 @ Pennsylvania	19-28	L
F 15 @ Swarthmore	38-27	W
F 18 George Washington	47-4	W
F 20 Swarthmore	36-22	W
F 25 @ Bucknell	13-20	L
F 26 @ Fordham	27-21	W
F 27 @ Manhattan	29-26	W
F 28 @ CCNY	9-28	L
F 29 @ Lehigh	16-24	L
M 6 Delaware	47-11	W

### 1908-09 (7-6 OVERALL)

**Captain:** F.G. Funston

D 11 Harrisburg Ath. Club	42-13	W
D 15 @ Pennsylvania	23-30	L
D 16 @ Georgetown	26-49	L
D 17 @ Harrisburg Ath. Club	26-28	L
J 15 Wyoming Seminary	38-16	W
J 30 Bucknell	28-16	W
F 3 Allegheny	28-23	W
F 6 Franklin & Marshall	49-3	W
F 15 Pittsburgh Collegians	55-29	W
F 19 Swarthmore	20-25	L
F 22 @ Army	15-27	L
F 23 @ Manhattan	22-16	W
F 24 @ Swarthmore	19-25	L

### 1909-10 (8-6 OVERALL)

**Captain:** Burke Hermann

D 10 Harrisburg Ath. Club	44-13	W
D 15 @ Pennsylvania	17-28	L
D 16 @ Pratt Institute	24-19	W
D 17 @ Columbia	13-19	L
D 18 @ Army	20-22	L
J 14 Wyoming Seminary	54-17	W
J 20 Pittsburgh Collegians	37-40	L
J 29 @ Cornell	17-20	L
F 7 Allegheny	34-20	W
F 18 Swarthmore	20-17	W
F 19 @ Swarthmore	20-26	L
F 21 @ Harrisburg Ath. Club	44-37	W
F 24 Bucknell	53-13	W
M 11 @ Bucknell	23-10	W

### 1910-11 (9-4 OVERALL)

**Captain:** F.H. Blythe

D 9 Susquehanna	41-9	W
D 14 @ Pennsylvania	22-30	L
D 15 @ Pratt Institute	37-18	W
D 16 @ Columbia	16-24	L

# ALL-TIME RESULTS

D 17 @ Army	19-21 L
J 16 Pittsburgh Collegians	19-14 W
F 3 Albright	50-9 W
F 9 Gettysburg	14-10 W
F 16 @ Swarthmore	25-37 L
F 17 @ Susquehanna	35-21 W
F 18 @ Bucknell	26-10 W
F 22 Lehigh	34-13 W
F 24 Bucknell	34-16 W

## 1911-12 (8-5 OVERALL)

**Captain:** H.E. Shore

D 8 Albright	32-31 W
D 13 @ NYU	19-18 W
D 14 @ Manhattan	19-22 L
D 15 @ St. John's	17-25 L
D 17 @ Army	30-16 W
J 12 Pittsburgh Collegians	37-17 W
J 19 Mt. Alto Academy	41-27 W
F 1 Franklin & Marshall	33-20 W
F 8 Gettysburg	43-14 W
F 16 Bucknell	35-17 W
F 22 @ Bucknell	14-21 L
F 23 @ Swarthmore	20-22 L
F 24 @ Lehigh	33-35 L

## 1912-13 (8-3 OVERALL)

**Captain:** B.L. Hartz

J 8 Pittsburgh Collegians	48-30 W
J 16 @ Westinghouse Club	46-16 W
J 17 @ Pittsburgh	30-25 W
J 18 @ Carnegie Tech	34-14 W
J 22 Lehigh	29-15 W
J 25 Carnegie Tech	43-16 W
F 8 Allegheny	21-17 W
F 13 @ Lehigh	28-37 L
F 14 @ Swarthmore	26-29 L
F 15 @ Franklin & Marshall	23-26 L
F 22 Pittsburgh	31-20 W

## 1913 (8-4 OVERALL)

**Captain:** W.G. Binder

J 10 Juniata	20-24 L
J 17 W. Va. Wesleyan	32-21 W
J 19 @ Westinghouse Club	41-27 W
J 20 @ Pittsburgh	29-26 W
J 21 @ Wash. & Jeff.	23-28 L
J 30 Gettysburg	47-17 W
F 7 Carnegie Tech	50-25 W
F 19 @ Franklin & Marshall	41-28 W
F 20 @ Swarthmore	38-26 W
F 21 @ Lehigh	33-37 L
F 28 Pittsburgh	26-17 W
M 7 William & Mary	19-21 L

## 1914-15 (10-3 OVERALL)

**Captain:** J.F. Park

D 12 Juniata	50-27 W
J 9 Harrisburg Collegians	33-31 W
J 14 @ Westinghouse Club	33-20 W

J 15 @ Wash. & Jeff.	28-24 W
J 16 @ Pittsburgh	32-35 L
J 30 Gettysburg	34-26 W
F 8 Wash. & Jeff.	32-19 W
F 12 MIT	60-14 W
F 18 @ Swarthmore	42-30 W
F 19 @ Georgetown	36-27 W
F 20 @ Navy	24-33 L
F 26 Pittsburgh	31-28 W
M 6 @ Pittsburgh	35-39 L

## ► COACH BURKE HERMANN

(1915-17, 1919-32)

148-73 OVERALL | 15 SEASONS

## 1915-16 (8-3 OVERALL)

**Captain:** I.E. Walton

J 8 Lafayette	30-26 W
J 15 Bucknell	42-21 W
J 22 Juniata	37-26 W
F 3 @ Carnegie Tech	35-24 W
F 4 @ Westinghouse Club	32-25 W
F 5 @ Pittsburgh	38-43 L
F 19 Lehigh	29-19 W
F 26 Pittsburgh	27-31 L
M 2 @ Swarthmore	23-28 L
M 3 @ Lafayette	22-14 W
M 4 @ Lehigh	35-22 W

## 1916-17 (12-2 OVERALL)

**Captain:** I.E. Walton

D 9 Juniata	28-25 W
J 4 Dartmouth	44-22 W
J 6 Syracuse	22-21 W
J 20 @ Juniata	40-30 W
F 1 @ Pittsburgh	36-37 L
F 2 @ Westinghouse Club	37-18 W
F 3 @ Carnegie Tech	37-26 W
F 10 Lebanon Valley	42-22 W
F 17 Carnegie Tech	38-23 W
F 24 Pittsburgh	37-32 W
F 28 @ Lafayette	39-31 W
M 1 @ Delaware	36-31 W
M 2 @ Swarthmore	33-22 W
M 3 @ Lehigh	18-35 L

## ► NO FORMAL HEAD COACH

## 1917-18 (12-1 OVERALL)

**Captain:** R.D. Blakeslee (No Coach)

D 8 Juniata	41-28 W
D 15 Unit 29, USAAC	40-26 W
J 14 Lehigh	44-29 W
J 19 @ Juniata	44-29 W
J 26 Carlisle	48-27 W
J 31 @ Syracuse	24-34 L
F 1 @ Colgate	48-38 W
F 2 @ Lehigh	36-29 W
F 14 Carnegie Tech	46-19 W
F 23 Pittsburgh	35-15 W

F 28 @ Pittsburgh	38-26 W
F 29 @ Carnegie Tech	54-30 W
M 1 @ West Virginia	35-26 W

## ► COACH HUGO BEZDEK

(1919)

11-2 OVERALL | 1 SEASON

## 1918-19 (11-2 OVERALL)

**Captain:** Bill Mullan

J 17 Juniata	40-16 W
J 25 Susquehanna	86-12 W
J 29 @ Pennsylvania	13-34 L
J 30 @ Muhlenberg	33-15 W
J 31 @ Lafayette	25-33 L
F 1 @ Lehigh	26-23 W
F 7 Geneva	54-16 W
F 14 Juniata	46-26 W
F 22 Pittsburgh	39-19 W
F 27 @ Carnegie Tech	57-26 W
F 28 @ Pittsburgh	33-31 W
M 1 @ Geneva	32-27 W
M 4 @ Great Lakes NTS	48-22 W

## ► COACH BURKE HERMANN, CONT.

## 1919-20 (12-1 OVERALL)

**Captain:** F.N. Wolf

D 20 Juniata	56-18 W
J 17 Dickinson	62-18 W
J 24 Wash. & Jeff.	43-25 W
J 31 Lebanon Valley	69-10 W
F 5 @ Lafayette	46-11 W
F 6 @ Swarthmore	25-23 W
F 7 @ Pennsylvania	16-21 L
F 13 George Washington	60-6 W
F 21 Pittsburgh	37-19 W
F 27 @ West Virginia	34-27 W
F 28 @ Pittsburgh	34-29 W
M 6 Alumni	31-23 W
M 12 Lehigh	33-19 W

## 1920-21 (14-2 OVERALL)

**Captain:** Glenn Killinger

D 15 Juniata	45-13 W
J 8 Dickinson	48-19 W
J 15 Wash. & Jeff.	53-14 W
J 17 West Virginia	52-14 W
J 22 Susquehanna	47-13 W
J 29 Lebanon Valley	51-12 W
F 2 Carnegie Tech	62-17 W
F 4 @ Pittsburgh	39-33 W
F 5 @ Wash. & Jeff.	26-23 W
F 12 Virginia Tech	23-29 L
F 19 Pittsburgh	50-28 W
F 26 Buffalo	43-16 W
M 5 Swarthmore	34-11 W
M 9 @ Yale	20-23 L
M 16 @ Pennsylvania	21-19 W
M 20 Alumni	29-28 W

# ALL-TIME RESULTS

## 1921-22 (9-5 OVERALL)

**Captain:** A.K. Wilson

**Leading Scorer:** J.N. Reed, 190

D 15 Juniata	48-16	W
J 7 Dickinson	34-11	W
J 14 Lebanon Valley	29-14	W
J 28 Bucknell	38-12	W
F 3 @ Pittsburgh	30-27	W
F 4 @ Wash. & Jeff.	23-26	L
F 11 Bethany	40-20	W
F 18 Pittsburgh	27-28	L
F 22 @ Pennsylvania	16-23	L
F 24 @ Rutgers	28-35	L
F 25 @ Princeton	19-22	L
M 4 Creighton	49-27	W
M 11 Wash. & Jeff.	32-15	W
M 18 Alumni	39-24	W

## 1922-23 (13-1 OVERALL)

**Captain:** H.D. Koehler

**Leading Scorer:** J.N. Reed, 242

D 14 Juniata	49-25	W
J 6 Syracuse	32-15	W
J 13 Carnegie Tech	36-25	W
J 20 Bethany	64-13	W
J 27 Lebanon Valley	43-18	W
F 2 @ Pittsburgh	38-31	W
F 3 @ Carnegie Tech	38-29	W
F 7 @ Pennsylvania	30-23	W
F 9 Dickinson	39-23	W
F 17 Pittsburgh	38-11	W
F 22 @ Cornell	25-27	L
F 23 @ Syracuse	44-14	W
M 3 Swarthmore	41-25	W
M 10 Alumni	40-23	W

## 1923-24 (13-2 OVERALL)

**Captain:** Ken Loeffler

**Leading Scorer:** J.N. Reed, 151

D 13 Juniata	61-13	W
J 5 Susquehanna	58-13	W
J 12 Carnegie Tech	47-25	W
J 19 Gettysburg	23-19	W
J 26 Bucknell	44-18	W
F 2 @ Pennsylvania	22-27	L
F 9 Duquesne	43-40	L
F 15 @ Pittsburgh	30-31	L
F 22 Pittsburgh	29-13	W
F 29 @ NYU	25-19	W
M 4 @ Syracuse	25-22	W
M 6 Allegheny	44-22	W
M 8 Lafayette	34-14	W
M 12 Carnegie Tech	41-14	W
M 15 Syracuse	37-22	W

## 1924-25 (12-2 OVERALL)

**Captain:** E.O. Gerhardt

**Leading Scorer:** E.O. Gerhardt, 144

D 17 Juniata	30-21	W
J 10 Carnegie Tech	34-21	W
J 17 Susquehanna	52-17	W
J 24 Gettysburg	41-23	W
J 30 @ Catholic	36-11	W
J 31 @ Navy	39-37 (2OT)	W
F 7 @ Pittsburgh	40-25	W
F 14 Lebanon Valley	42-15	W
F 21 Notre Dame	33-22	W
F 25 Syracuse	24-22	W
F 28 @ Pennsylvania	24-36	L
M 7 Bucknell	64-17	W
M 13 @ Pittsburgh	35-30	W
M 14 @ Syracuse	27-38	L

## 1925-26 (7-7 OVERALL)

**Captain:** D.G. Hood

**Leading Scorer:** Harold Von Neida, 83

D 16 Juniata	38-22	W
J 12 Bethany	52-40	W
J 16 Susquehanna	75-18	W
J 29 @ Pittsburgh	26-30	L
J 30 @ Duquesne	12-36	L
F 6 Bucknell	39-28	W
F 12 @ Georgetown	30-19	W
F 13 @ Navy	21-31	L
F 20 Gettysburg	32-38	L
F 24 Syracuse	37-31	W
F 27 Catholic	47-27	W
M 2 @ Pennsylvania	16-24	L
M 6 @ Syracuse	12-29	L
M 13 Pittsburg	31-37	L

## 1927 (14-4 OVERALL)

**Captain:** Michael Hamas

**Leading Scorer:** Michael Hamas, 223

J 8 Lebanon Valley	40-32	W
J 1 Susquehanna	50-15	W
J 22 Gettysburg	46-29	W
J 27 Princeton	30-23	W
J 29 @ Pennsylvania	26-32	L
F 1 Detroit	27-37	L
F 5 Carnegie Tech	41-31	W
F 10 Wash. & Jeff.	39-30	W
F 12 Duquesne	39-15	W
F 16 Juniata	29-18	W
F 19 Bucknell	41-22	W
F 24 @ Carnegie Tech	38-13	W
F 25 @ Pittsburgh	27-33	L
M 2 Ursinus	42-23	W
M 4 @ Buffalo	43-41 (3OT)	W
M 5 @ Syracuse	21-48	L
M 12 Pittsburg	35-24	W
M 13 Alumni	39-34	W

## 1928 (10-5 OVERALL)

**Captain:** H.B. Von Neida

**Leading Scorer:** L.D. Reilly, 111

J 4 Western Maryland	49-20	W
J 7 Syracuse	26-27	L
J 11 Lebanon Valley	41-22	W
J 14 @ Pennsylvania	21-23	L
J 18 Juniata	53-18	W
J 21 Gettysburg	54-29	W
J 28 Temple	57-27	W
F 4 Carnegie Tech	43-23	W
F 10 @ Pittsburgh	25-48	L
F 11 @ Carnegie Tech	27-21	W
F 18 Ursinus	45-39	W
F 23 @ Colgate	33-32	W
F 25 @ Syracuse	14-28	L
M 3 Bucknell	36-34	W
M 10 Pittsburgh	28-45	L

## 1928-29 (10-9 OVERALL)

**Captain:** L.D. Reilly

**Leading Scorer:** J.N. Stahley, (-)

D 29 @ Detroit	31-18	W
D 31 @ Northwestern	17-41	L
J 1 @ Michigan	11-32	L
J 2 @ Michigan St.	14-16	L
J 15 Gettysburg	37-34 (OT)	W
J 18 @ Georgetown	40-42	L
J 19 @ Navy	39-25	W
J 20 Western Maryland	46-19	W
J 22 Carnegie Tech	50-22	W
J 26 Colgate	49-27	W
F 2 @ Pennsylvania	29-39	L
F 9 Wash. & Jeff.	38-33	W
F 15 @ Pittsburgh	38-49	L
F 16 @ Carnegie Tech	42-29	W
F 20 @ Bucknell	42-29	W
F 23 Syracuse	35-26	W
M 1 @ Syracuse	23-26	L
M 4 @ Colgate	20-34	L
M 11 Pittsburgh	23-29	L

## 1930 (5-9 OVERALL)

**Captain:** J.N. Stahley

**Leading Scorer:** Fred Brand, 108

J 4 Bethany	28-39	L
J 7 Montana State	42-51	L
J 9 Western Maryland	45-19	W
J 11 Carnegie Tech	27-21	W
J 18 @ West Virginia	40-39	W
J 25 Colgate	24-25	L
F 1 @ Pennsylvania	22-28	L
F 14 @ Pittsburgh	20-47	L
F 15 @ Carnegie Tech	11-23	L
F 20 Syracuse	26-44	L
F 28 @ Colgate	34-32	W
M 1 @ Syracuse	26-44	L
M 8 Bucknell	57-33	W
M 15 Pittsburgh	30-47	L



# ALL-TIME RESULTS

## 1931 (3-12 OVERALL)

**Captain:** S.S. Saltzman

**Leading Scorer:** Fred Brand, 120

J 7 Waynesburg	24-31	L
J 10 Bethany	27-41	L
J 14 Lafayette	16-27	L
J 17 @ Harvard	20-38	L
J 20 Syracuse	33-50	L
J 28 @ Navy	38-45	L
J 31 Colgate	27-34	L
F 7 Western Maryland	40-22	W
F 14 West Virginia	37-27	W
F 21 @ Pittsburgh	24-30	L
F 24 Bucknell	56-41	W
F 27 @ Colgate	27-30	L
F 28 @ Syracuse	29-47	L
M 7 Carnegie Tech	30-31	L
M 14 Pittsburgh	32-37	L

## 1932 (6-9 OVERALL)

**Captain:** F.C. Brand

**Leading Scorer:** E. McMinn, 141

J 9 Western Maryland	47-21	W
J 16 Waynesburg	37-33	W
J 27 @ Pennsylvania	23-27	L
J 30 Syracuse	41-33	W
F 6 Bucknell	48-22	W
F 10 Juniata	40-22	W
F 13 Colgate	29-34	L
F 17 @ Army	37-46	L
F 18 @ Fordham	37-38 (OT)	L
F 20 West Virginia	33-42	L
F 26 @ Colgate	31-42	L
F 27 @ Syracuse	33-41	L
M 5 Pittsburgh	32-36	L
M 11 @ Carnegie Tech	27-40	L
M 12 @ Pittsburgh	40-30	W

### ► COACH EARL LESLIE

(1933-36)

29-28 OVERALL | 4 SEASONS

## 1933 (7-4 OVERALL)

**Captain:** W.C. Moser

**Leading Scorer:** N.B. McFarlane, 114

J 4 Susquehanna	43-24	W
J 7 @ Pennsylvania	24-43	L
J 14 Western Maryland	44-15	W
J 21 Wash. & Jeff.	47-21	W
J 28 Army	33-26	W
F 8 Lafayette	48-25	W
F 15 Temple	33-43	L
F 18 West Virginia	44-34	W
F 25 Carnegie Tech	30-27	W
M 3 @ Colgate	32-48	L
M 4 @ Syracuse	29-44	L

## 1934 (8-4 OVERALL)

**Captain:** N.B. McFarlane

**Leading Scorer:** N.B. McFarlane, 169

J 4 Susquehanna	47-20	W
J 6 Juniata	39-19	W
J 10 Dickinson	37-21	W
J 13 Bucknell	44-21	W
J 20 Wash. & Jeff.	28-11	W
J 27 @ Navy	24-43	L
F 7 @ Army	29-24	W
F 10 @ Colgate	39-22	W
F 16 @ Carnegie Tech	47-23	W
F 17 @ West Virginia	18-45	L
F 24 Syracuse	23-31	L
M 1 Rutgers	34-35	L

## 1935 (8-9 OVERALL)

**Captain:** J.M. Stocker

**Leading Scorer:** John Stocker, 121

D 14 Ithaca	39-26	W
D 29 @ Rutgers	40-52	L
J 2 @ Wheaton	53-36	W
J 5 @ Pennsylvania	22-43	L
J 9 Temple	33-35 (OT)	L
J 12 Juniata	32-22	W
J 16 Western Maryland	43-25	W
J 19 Wash. & Jeff.	38-15	W
J 26 Lock Haven	46-20	W
F 6 Bucknell	41-32	W
F 9 Army	38-34	W
F 13 St. Thomas	37-39	L
F 16 @ Navy	27-33	L
F 22 Carnegie Tech	35-54	L
M 1 @ Colgate	35-38	L
M 2 @ Syracuse	34-47	L
M 9 Pittsburgh	25-41	L

### EASTERN INTERCOLLEGIATE CONFERENCE

1935-39 (4 YEARS)

## 1935-36 (6-11 OVERALL, 0-10 EIC)

**Captain:** B.A. Riley

**Leading Scorer:** Sol Miehoff, 121

D 14 Ithaca	38-32	W
J 8 @ Pennsylvania	31-26	W
J 11 @ Navy	30-36	L
J 15 Syracuse	34-33	W
J 18 Pittsburgh	23-45	L
J 22 Bucknell	40-33	W
J 25 Carnegie Tech	30-32	L
F 8 West Virginia	35-40	L
F 11 @ Temple	33-39	L
F 12 @ Army	41-36	W
F 15 Georgetown	44-51	L
F 19 Temple	23-31	L
F 22 @ West Virginia	31-54	L
F 26 @ Georgetown	27-34	L

F 29 Rutgers	45-43 (OT)	W
M 6 @ Carnegie Tech	25-38	L
M 7 @ Pittsburgh	38-41	L

### ► COACH JOHN LAWTHER

(1937-49)

150-93 OVERALL | 13 SEASONS

## 1937 (10-7 OVERALL, 6-4 EIC)

**Captains:** M.L. Korrick & J.F. Smith

**Leading Scorer:** Sol Miehoff, 125

J 6 @ Pennsylvania	33-41	L
J 9 Susquehanna	52-19	W
J 13 Lafayette	46-15	W
J 16 @ Georgetown	31-23	W
J 19 West Virginia	28-21	W
J 23 @ Pittsburgh	28-36	L
J 25 Carnegie Tech	35-30	W
F 3 Bucknell	42-19	W
F 8 @ Carnegie Tech	27-25	W
F 12 @ Temple	23-42	L
F 13 @ Navy	32-31 (OT)	W
F 17 @ West Virginia	31-36	L
F 20 Temple	26-28	L
F 27 @ Syracuse	26-39	L
M 3 Georgetown	34-24	W
M 6 Pittsburgh	24-21	W
M 9 @ Yale	31-33	L

## 1937-38 (13-5 OVERALL, 6-4 EIC)

**Captains:** Sol Miehoff & J.P. Proksa

**Leading Scorer:** Sol Miehoff, 175

D 30 @ Akron	19-29	L
D 31 @ Kent State	47-34	W
J 1 @ Western Reserve	42-34	W
J 5 @ Pennsylvania	40-28	W
J 8 Susquehanna	44-24	W
J 11 @ Carnegie Tech	39-33	W
J 15 West Virginia	33-29	W
J 18 Bucknell	33-20	W
J 22 Georgetown	42-23	W
F 4 @ Temple	30-37	L
F 5 @ Georgetown	34-33 (OT)	W
F 8 Temple	39-49	L
F 12 @ Pittsburgh	34-39	L
F 19 @ West Virginia	44-41 (OT)	W
F 26 Syracuse	38-32	W
M 2 Carnegie Tech	38-24	W
M 5 Pittsburgh	25-26	L
M 9 @ Rutgers	53-18	W

## 1938-39 (13-10 OVERALL, 5-5 EIC)

**Captains:** None

**Leading Scorer:** Charlie Prosser, 195

D 3 Maryland	42-28	W
D 10 Susquehanna	45-22	W
D 14 Syracuse	33-19	W
D 26 @ DePaul	23-31	L
D 28 @ Michigan St.	21-35	L

# ALL-TIME RESULTS

D 31 @ Syracuse	23-43	L
J 2 Colorado <sup>1</sup>	26-29	L
J 4 Western Reserve	36-24	W
J 7 Rutgers	44-21	W
J 11 Bucknell	42-17	W
J 14 @ Muhlenberg	43-27	W
J 17 Carnegie Tech	33-35	L
J 21 @ Temple	29-31	L
J 28 @ Navy	19-38	L
F 4 @ Pennsylvania	34-21	W
F 8 @ Pittsburgh	41-22	W
F 11 @ Georgetown	31-32	L
F 15 @ West Virginia	46-43 (3 OT)	W
F 22 West Virginia	54-40	W
F 25 Pittsburgh	36-35	W
M 1 @ Georgetown	29-42	L
M 4 @ Carnegie Tech	28-33	L
M 8 Temple	35-32	W
1 - Hershey, Pa.		

## 1939-40 (15-8 OVERALL)

**Captain:** H.C. McWilliams

**Leading Scorer:** John Barr, 231

D 2 Wash. & Jeff.	26-35	L
D 6 Susquehanna	52-23	W
D 16 Bucknell	37-44	L
J 1 @ Mount Union	31-24	W
J 2 @ Akron	55-20	W
J 3 @ Kent State	36-21	W
J 6 @ Pittsburgh	28-31	L
J 10 Georgetown	33-22	W
J 13 @ Carnegie Tech	33-35	L
J 17 Syracuse	24-27	L
J 20 @ Navy	40-17	W
F 3 @ Rutgers	47-19	W
F 7 West Virginia	32-23	W
F 10 @ Army	47-20	W
F 14 NYU	29-35	L
F 16 @ Colgate	43-25	W
F 17 @ Syracuse	29-34	L
F 21 @ Georgetown	35-38	L
F 22 @ Temple	33-31	W
F 28 @ West Virginia	55-51 (OT)	W
M 2 @ Pittsburgh	36-29	W
M 6 Temple	46-36	W
M 9 Carnegie Tech	48-26	W

## 1940-41 (15-5 OVERALL)

**Captain:** John Barr

**Leading Scorer:** John Barr, 200

D 7 Wash. & Jeff.	30-31	L
D 11 @ Bucknell	55-21	W
D 14 Colgate	35-21	W
D 18 Susquehanna	55-18	W
J 10 @ NYU	47-34	W
J 11 @ Pittsburgh	27-36	L
J 15 @ Syracuse	44-25	W
J 18 @ Navy	23-20	W
J 29 @ Georgetown	24-28 (OT)	L

J 31 @ American	32-17	W
F 5 West Virginia	29-35	L
F 8 @ Temple	43-25	W
F 12 Carnegie Tech	42-24	W
F 15 @ Syracuse	27-39	L
F 19 Georgetown	46-38	W
F 22 @ Army	31-27	W
F 25 Mexico	62-18	W
F 27 Muhlenberg	50-29	W
M 1 Pittsburgh	36-21	W
M 5 @ Carnegie Tech	42-32	W

## 1941-42 (18-3 OVERALL)

**Captains:** R.V. Grimes & Elmer Gross

**Leading Scorers:** Herschel Baltimore, 179 & Elmer Gross, 179

**No. 10 in Final Dunkel Index**

D 4 Susquehanna	47-18	W
D 6 Wash. & Jeff.	33-31	W
D 10 Bucknell	48-32	L
D 13 @ Cornell	25-28	L
D 17 Syracuse	37-29	W
J 10 @ American	53-26	W
J 16 @ West Virginia	33-58	L
J 17 @ Pittsburgh	34-30	W
J 28 @ Army	34-26	W
J 31 @ Temple	41-33	W
F 4 @ Navy	29-25	W
F 7 @ Carnegie Tech	59-26	W
F 11 Temple	46-33	W
F 13 @ Colgate	58-35	W
F 14 @ Syracuse	37-36 (OT)	W
F 21 Pittsburgh	33-28	W
F 25 West Virginia	44-30	W
F 28 NYU	43-35	W
M 4 Carnegie Tech	42-19	W

## NCAA TOURNAMENT

M 20 Dartmouth <sup>1</sup>	39-44	L
M 21 Illinois <sup>1</sup>	41-34	W
1 - New Orleans, La.		

## 1942-43 (15-4 OVERALL)

**Captains:** Herschel Baltimore & John Egli

**Leading Scorer:** David Hornstein, 139

D 5 Wash. & Jeff.	34-29	W
D 9 Susquehanna	58-28	W
D 12 Bucknell	36-22	W
J 6 @ NYU	39-40	L
J 9 @ Temple	38-29	W
J 13 Syracuse	42-28	W
J 15 @ Carnegie Tech	35-33	W
J 16 @ Pittsburgh	37-38	L
J 23 Colgate	48-24	W
J 30 @ West Virginia	27-32	L
F 4 @ Georgetown	35-51	L
F 5 @ Navy Pre-Flight	51-34	W
F 6 @ Navy	33-21	W
F 10 West Virginia	55-40	W
F 17 @ Army	37-28	W

F 20 Pittsburgh	32-13	W
F 24 Temple	46-33	W
M 3 Carnegie Tech	65-28	W
M 6 Georgetown	55-37	W

## 1943-44 (8-7 OVERALL)

**Captains:** None

**Leading Scorers:** Don McNary, 146

D 4 @ Muhlenberg	34-40	L
D 11 Bucknell	26-29	L
D 15 Susquehanna	45-25	W
D 18 Wash. & Jeff.	41-34	W
J 5 NYU <sup>1</sup>	37-36	W
J 8 @ Temple	38-45	L
J 14 @ Carnegie Tech	34-32	W
J 15 @ Pittsburgh	15-12	W
J 22 Colgate	34-41	L
J 26 @ Army	38-49	L
J 29 Juniata	38-29	W
F 5 @ Navy	26-46	L
F 19 Pittsburgh	35-29	W
F 23 Temple	30-31	L
M 1 Carnegie Tech	76-33	W
1 - Madison Square Garden (NYC)		

## 1944-45 (10-7 OVERALL)

**Captains:** None

**Leading Scorer:** Irwin Batnick, 113

D 6 Muhlenberg	36-37 (OT)	L
D 13 Susquehanna	53-12	W
D 14 Marshall	34-32	W
D 16 @ West Virginia	34-39	L
D 20 Bucknell	32-30	W
J 10 Mexico	50-29	W
J 12 @ Carnegie Tech	57-22	W
J 13 @ Pittsburgh	41-58	L
J 17 West Virginia	53-27	W
J 24 @ Army	28-33	L
J 27 Colgate	37-26	W
J 31 @ Navy	27-60	L
F 7 Carnegie Tech	57-22	W
F 10 @ Colgate	51-34	W
F 14 Temple	60-63 (5OT)	L
F 17 Pittsburgh	53-36	W
F 24 @ Temple	28-39	L

## 1945-46 (7-9 OVERALL)

**Captains:** None

**Leading Scorer:** Walter Hatkevich, 216

D 5 Susquehanna	68-33	W
D 8 @ West Virginia	41-42 (OT)	L
D 12 Muhlenberg	36-55	L
D 15 @ Carnegie Tech	34-27	W
D 19 Bucknell	58-33	W
J 5 @ Muhlenberg	38-47	L
J 9 Temple	46-34	W
J 12 @ Pittsburgh	38-45	L
J 16 West Virginia	45-48	L
J 19 @ Colgate	51-67	L

# ALL-TIME RESULTS

J 26 @ Bucknell	47-28	W
J 30 @ Army	45-46	L
F 2 Pittsburgh	48-37	W
F 6 @ Navy	33-34	L
F 9 Colgate	46-44	W
F 16 @ Temple	38-54	L

## 1946-47 (10-8 OVERALL)

**Captain:** David Hornstein

**Leading Scorer:** Jack Biery, 218

D 4 @ Susquehanna	57-33	W
D 7 @ Georgetown	40-37	W
D 11 @ Bucknell	34-38 (OT)	L
D 14 Wash. & Jeff.	46-48	L
D 18 @ West Virginia	37-40	L
J 4 @ Pittsburgh	31-42	L
J 8 Temple	62-42	W
J 11 Muhlenberg	48-36	W
J 15 @ Bucknell	52-45	W
J 18 @ Carnegie Tech	71-45	W
F 1 Pittsburgh	46-39	W
F 7 @ American	46-38	W
F 8 @ Temple	37-38	L
F 12 Carnegie Tech	52-32	W
F 15 @ Navy	43-58	L
F 22 West Virginia	51-55	L
M 1 Georgetown	42-50	L
M 8 @ Colgate	71-68	W

## 1947-48 (9-10 OVERALL)

**Captain:** Jack Biery

**Leading Scorer:** Jack Biery, 260

D 13 Wash. & Jeff.	63-49	W
D 17 Bucknell	42-46	L
J 3 @ Pittsburgh	34-35	L
J 7 American	45-25	W
J 9 @ Colgate	36-35	W
J 10 @ Syracuse	43-49	L
J 14 @ West Virginia	50-46	W
J 17 @ Carnegie Tech	47-39	W
J 21 @ Bucknell	29-36	L
J 31 Pittsburgh	34-42	L
F 4 @ West Virginia	32-60	L
F 7 Syracuse	40-35	W
F 11 @ Georgetown	42-40	W
F 14 DePauw	68-49	W
F 18 @ Navy	36-40	L
F 21 @ Temple	44-55	L
F 28 Colgate	60-61 (OT)	L
M 3 Georgetown	43-49	L
M 6 Temple	64-62	W

## 1948-49 (7-10 OVERALL)

**Captain:** Milt Simon

**Leading Scorer:** Milt Simon, 177

D 4 @ Pittsburgh	33-40	L
D 14 American	55-59	L
D 15 @ Georgetown	41-49	L
D 18 Wash. & Jeff.	40-38	W

J 8 Colgate	40-58	L
J 15 Carnegie Tech	65-40	W
J 19 @ Navy	47-55	L
F 2 @ West Virginia	28-52	L
F 5 Syracuse	63-47	W
F 9 West Virginia	47-49	L
F 12 @ Temple	48-56	L
F 19 Pittsburgh	49-38	W
F 23 American	63-50	W
F 25 @ Colgate	45-67	L
F 26 @ Syracuse	47-49	L
M 2 Temple	52-41	W
M 5 Georgetown	61-42	W

## ► COACH ELMER GROSS

(1950-54) 1954 FINAL FOUR

80-40 OVERALL | 5 SEASONS

## 1949-50 (13-10 OVERALL)

**Captains:** Marty Costa & Joe Tocci

**Starters:** Marty Costa (13.0), Lou Lamie (10.8), Lee Schisler (8.3), Joe Tocci (7.5), Jay McMahan (5.7)

D 7 Susquehanna	74-44	W
D 14 @ Georgetown	63-70	L
D 15 @ American	67-49	W
D 28 Duke <sup>1</sup>	51-48	W
D 29 West Virginia <sup>1</sup>	46-41	W
D 30 5 NC State <sup>1</sup>	40-50	L
J 7 Colgate	67-68 (OT)	L
J 13 @ Carnegie Tech	42-57	L
J 14 @ Wash. & Jeff.	51-50	W
J 18 American	74-54	W
J 21 Pittsburgh	34-21	W
J 25 @ Pittsburgh	58-51	W
J 28 Syracuse	67-61	W
F 8 @ Pennsylvania	49-66	L
F 10 @ Gettysburg	65-66 (OT)	L
F 11 @ Navy	40-46	L
F 15 West Virginia	82-56	W
F 18 Rutgers	51-64	L
F 22 Temple	66-61	W
F 24 @ Colgate	72-57	W
F 25 @ Syracuse	44-46	L
M 1 @ West Virginia	56-59	L
M 4 Georgetown	65-56	W

1 - Dixie Classic (Raleigh, N.C.)

## 1950-51 (14-9 OVERALL)

**Captains:** Lou Lamie

**Starters:** Lou Lamie (14.5), Ted Panopoulos (11.9), Jay McMahan (8.4), Hardy Williams (8.0), Frank Moore (6.1)

**Subs:** Herm Sledzik (5.0), Joe Piorkowski (4.0)

D 6 Ithaca	70-31	W
D 9 Syracuse	59-61	L
D 11 @ American	66-63	W
D 15 Rhode Island	61-55	W

D 16 Wash. & Jeff.	52-55	L
D 29 Michigan St. <sup>1</sup>	43-51	L
D 30 Ohio State <sup>1</sup>	67-58	W
J 2 @ Lawrence Tech	56-67	L
J 6 Colgate	52-55	L
J 10 @ Bucknell	25-15	W
J 20 Gettysburg	73-52	W
F 3 Bucknell	67-53	W
F 6 @ Georgetown	76-70	W
F 7 @ Navy	44-41	W
F 10 West Virginia	76-60	W
F 14 @ Pittsburgh	50-61	L
F 17 @ Rutgers	73-50	W
F 21 American	73-54	W
F 23 @ Colgate	58-57	W
F 24 @ Syracuse	46-50	L
F 28 @ West Virginia	68-72	L
M 3 Pittsburgh	64-44	W
M 7 @ Pennsylvania	58-61	L

1 - Spartan Tournament (East Lansing, Mich.)

## 1951-52 (20-6 OVERALL)

**Captains:** Jay McMahan & Hardy Williams

**Starters:** Jesse Arnelle (18.9), Herm Sledzik (9.2), Hardy Williams (8.4), John Sherry (6.8), Joe Piorkowski (5.6)

**Subs:** Jay McMahan (6.5), Ron Weidenhammer (6.1), Ed Haag (3.7)

D 5 Ithaca	51-21	W
D 12 Bucknell	73-63	W
D 15 @ Wash. & Jeff.	46-49	L
D 27 Michigan <sup>1</sup>	62-60	W
D 28 Pittsburgh <sup>1</sup>	62-40	W
J 5 Colgate	68-51	W
J 10 14 Syracuse	61-57	W
J 12 Carnegie Tech	74-56	W
J 16 @ Gettysburg	85-70	W
J 17 @ Dickinson	89-45	W
J 19 @ Pittsburgh	52-45	W
J 30 @ Navy	53-49	W
J 31 @ American	77-52	W
F 2 @ 10 West Virginia	61-60	W
F 6 Rutgers	66-52	W
F 9 Georgetown	83-55	W
F 15 @ Rhode Island	72-66	W
F 16 @ Army	85-73	W
F 20 @ Pennsylvania	52-54	L
F 22 @ Colgate	63-65 (OT)	L
F 23 @ Syracuse	72-76 (2OT)	L
F 27 10 West Virginia	84-65	W
M 1 Pittsburgh	24-9	W
M 8 @ Bucknell	80-67	W

## NCAA TOURNAMENT

M 21 1 Kentucky <sup>2</sup>	54-82	L
M 22 NC State <sup>2</sup>	60-69	L

1 - Keystone Classic (Pittsburgh, Pa.)

2 - Raleigh, N.C.

# ALL-TIME RESULTS

## 1952-53 (15-9 OVERALL)

**Captain:** Herm Sledzik

**Starters:** Jesse Arnelle (17.0), Herm Sledzik (14.6), John Sherry (10.3), Ed Haag (7.4), Ron Weidenhammer (6.6)

**Subs:** Joe Piorkowski (7.5), Dave Edwards (3.3), Jim Blocker (3.2)

D 12 Alfred	56-43	W
D 13 Wash. & Jeff.	62-50	W
D 19 Colgate	68-55	W
D 29 7 Oklahoma A & M <sup>1</sup>	61-68	L
D 30 Bowling Green <sup>1</sup>	67-56	W
D 31 10 W. Kentucky <sup>1</sup>	78-91	L
J 7 Syracuse	71-62	W
J 9 Carnegie Tech	62-51	W
J 10 @ Pittsburgh	56-57	L
J 12 Gettysburg	73-66	W
J 14 @ West Virginia	72-82	L
J 17 Ithaca	105-47	W
J 31 @ Pennsylvania	56-60	L
F 3 @ Georgetown	73-70	W
F 4 @ Navy	53-77	L
F 7 @ Rutgers	62-74	L
F 11 American	69-53	W
F 14 Bucknell	71-49	W
F 16 Dickinson	56-42	W
F 20 @ Colgate	60-62 (OT)	L
F 21 @ Syracuse	78-74	W
F 25 West Virginia	77-57	W
F 28 Pittsburgh	73-53	W
M 7 @ Temple	54-56	L
1 - All-College Tournament (Oklahoma City, Okla.)		

## 1953-54 (18-6 OVERALL)

### 1954 FINAL FOUR

No. 9 in final Associated Press poll

**Captain:** John Sherry

**Starters:** Jesse Arnelle (21.1), John Sherry (11.6), Ed Haag (8.5), Ron Weidenhammer (7.6), Jim Blocker (4.8)

**Subs:** Jim Brewer (6.1), Dave Edwards (2.9), Bob Rohland (2.7)

D 5 Wash. & Jeff.	66-41	W
D 12 @ Pennsylvania	72-67	W
D 18 @ American	65-52	W
D 19 @ 8 NC State	74-89	L
J 6 Syracuse	77-63	W
J 9 Colgate	78-58	W
J 13 @ West Virginia	74-66	W
J 16 @ Navy	58-62	L
J 27 @ Bucknell	49-43	W
J 28 Pittsburgh	91-85 (3 OT)	W
F 3 @ Gettysburg	64-51	W
F 6 West Virginia	85-68	W
F 13 @ Pittsburgh	62-74	L
F 19 @ Colgate	63-75	L
F 20 @ Syracuse	69-71	L
F 24 Gettysburg	76-62	W

F 27 Rutgers	76-59	W
M 4 Georgetown	61-54	W
N 6 Temple	67-52	W

### NCAA Tournament

M 9 Toledo <sup>1</sup>	62-50	W
M 12 8 LSU <sup>2</sup>	78-70	W
M 13 6 Notre Dame <sup>2</sup>	71-63	W
M 19 12 La Salle <sup>3</sup>	54-69	L
M 20 USC <sup>3</sup>	70-61	W
1 - Memorial Coliseum (Fort Wayne, Ind.)		
2 - Iowa Fieldhouse (Iowa City, Iowa)		
3 - Municipal Auditorium (Kansas City, Mo.)		

### ▶ COACH JOHN EGLI

(1955-68)

187-135 OVERALL | 14 SEASONS

## 1954-55 (18-10 OVERALL)

**Captains:** Jesse Arnelle & Ron

Weidenhammer

**Starters:** Jesse Arnelle (26.1), Ron Weidenhammer (11.1), Bob Hoffman (10.5), Earl Fields (9.8), Jim Blocker (5.5)

**Subs:** Rudy Marisa (7.1), Dave Edwards (3.6), Bob Rohland (2.4)

D 4 Dickinson	81-63	W
D 9 @ NC State	77-99	L
D 11 Carnegie Tech	91-75	W
D 15 Colgate	110-75	W
D 17 Gettysburg	97-61	W
D 18 Rutgers	106-69	W
D 27 Wayne <sup>1</sup>	66-71	L
D 28 Toledo <sup>1</sup>	71-53	W
D 30 @ Michigan St.	74-85	L
J 5 Bucknell	94-45	W
J 8 Navy	84-64	W
J 12 Syracuse	107-85	W
J 14 @ Carnegie Tech	56-66	L
J 15 @ Pittsburgh	66-76	L
J 19 @ Lehigh	81-75 (OT)	W
J 29 @ Temple	84-80 (2OT)	W
F 2 @ West Virginia	77-68 (OT)	W
F 5 Lehigh	78-37	W
F 9 West Virginia	84-58	W
F 12 @ Wash. & Jeff.	90-71	W
F 18 @ Colgate	56-69	L
F 19 @ Syracuse	60-83	L
F 23 @ Rutgers	83-64	W
F 26 Pittsburgh	77-71	W
M 2 Pennsylvania	79-85	L

### NCAA Tournament

M 8 Memphis <sup>2</sup>	59-55	W
M 11 5 Iowa <sup>3</sup>	53-82	L
M 12 2 Kentucky <sup>3</sup>	59-84	L
1 - Motor City Classic (Detroit, Mich.)		
2 - Lexington, Ky.		
3 - Evansville, Ind.		

## 1955-56 (12-14 OVERALL)

**Captains:** Earl Fields & Bob Hoffman

**Starters:** Earl Fields (14.1), Bob Hoffman (14.1), Rudy Marisa (13.6), Bob Ramsay (7.6), Norm Hall (7.0)

**Subs:** Steve Baidy (8.1), Bob Leisher (7.6), Ron Rainey (4.3)

D 3 @ NC State	42-78	L
D 7 @ Dickinson	80-66	W
D 10 @ DePaul	62-84	L
D 14 Rutgers	102-78	W
D 17 Colgate	83-75	W
D 27 Detroit <sup>1</sup>	58-91	L
D 28 Toledo <sup>1</sup>	78-66	W
J 3 Carnegie Tech	62-69	L
J 7 @ Lehigh	54-39	W
J 11 Syracuse	64-71	L
J 13 @ West Virginia	79-81	L
J 14 @ Pittsburgh	60-78	L
J 18 @ Bucknell	74-81	L
F 1 @ Navy	70-65	W
F 4 Boston U.	84-67	W
F 6 Lehigh	88-64	W
F 8 West Virginia	73-76	L
F 10 @ 9 Temple	58-77	L
F 11 @ Pennsylvania	72-79	L
F 15 Bucknell	79-66	W
F 17 @ Syracuse	66-75	L
F 18 @ Colgate	64-74	L
F 22 @ Army	70-66	W
F 25 @ Rutgers	82-72	W
F 29 @ Carnegie Tech	76-66	W
M 3 Pittsburgh	90-100	L
1 - Motor City Classic (Detroit, Mich.)		

## 1956-57 (15-10 OVERALL)

**Captain:** Bob Leisher

**Starters:** Ron Rainey (15.1), Bob Edwards (14.1), Steve Baidy (11.1), Bob Leisher (9.2), Bob Ramsay (5.5)

**Subs:** Greg Schwendeman (4.4), Tom Hancock (4.2)

D 1 Carnegie Tech	80-51	W
D 5 Rutgers	90-58	W
D 8 @ NC State	60-66	L
D 12 @ 13 West Virginia	66-81	L
D 15 Colgate	51-44	W
D 27 Richmond <sup>1</sup>	64-60	W
D 28 Pennsylvania <sup>1</sup>	89-59	W
D 29 Lafayette <sup>1</sup>	59-64	L
J 5 Carnegie Tech	52-40	W
J 7 Gettysburg	86-50	W
J 9 Temple	62-53	W
J 12 @ Pittsburgh	75-66	W
J 16 Syracuse	45-75	L
J 26 @ Rutgers	78-77 (2OT)	W
J 30 @ Lehigh	67-72 (OT)	L
F 2 @ Army	61-49	W
F 6 @ Navy	48-53	L

# ALL-TIME RESULTS

F 13 Bucknell	59-56	W
F 15 @ Pennsylvania	68-77	L
F 16 10 West Virginia	80-65	W
F 20 @ Bucknell	56-70	L
F 22 @ Colgate	75-74	W
F 23 @ Syracuse	55-66	L
F 27 Lehigh	72-38	W
M 2 Pittsburgh	65-80	L
1 - Richmond Invite (Richmond, Va.)		

## 1957-58 (8-11 OVERALL)

**Captains:** Steve Baidy & Ron Rainey

**Starters:** Ron Rainey (15.4), Bob Edwards (12.8), Steve Baidy (8.0), Ted Kubista (6.6), Tom Hancock (5.4)

**Subs:** Wally Colender (11.3), Paul Sweetland (3.5)

D 7 @ NC State	62-80	L
D 10 @ Carnegie Tech	47-35	W
D 11 @ 8 West Virginia	50-84	L
D 14 Colgate	71-58	W
J 4 Rutgers	77-58	W
J 8 @ 12 Temple	45-64	L
J 10 @ Lehigh	75-70	W
J 11 @ Rutgers	63-64	L
J 25 Pittsburgh	64-71	L
J 28 @ Navy	53-58	L
F 1 Gettysburg	87-61	W
F 5 Pennsylvania	71-70	W
F 12 Syracuse	66-60	W
F 15 2 West Virginia	71-74	L
F 19 Bucknell	56-63	L
F 21 @ Syracuse	31-45	L
F 22 @ Colgate	83-76	W
M 1 @ Pittsburgh	59-61	L
M 5 @ Bucknell	73-75 (OT)	L

## 1958-59 (11-9 OVERALL)

**Captains:** None

**Starters:** Mark DuMars (16.8), Wally Colender (16.1), Bob Edwards (12.8), Tom Hancock (7.8), Paul Sweetland (6.5)

**Subs:** Ted Kubista (18.8), John Musser (2.8)

D 1 @ NC State	54-70	L
D 6 @ West Virginia	63-78	L
D 16 Gettysburg	71-60	W
D 20 Colgate	78-54	W
D 29 Georgetown <sup>1</sup>	88-74	W
D 30 Richmond <sup>1</sup>	61-54	L
J 8 11 West Virginia	81-89 (OT)	L
J 10 @ Rutgers	64-69	L
J 13 Bucknell	67-80	L
J 24 Pittsburgh	67-58	W
F 3 Temple	70-36	W
F 7 Syracuse	81-72	W
F 11 @ Navy	58-68 (OT)	L
F 14 Rutgers	74-56	W
F 20 @ Colgate	71-51	W
F 21 @ Syracuse	75-90	L

F 24 Lehigh	88-52	W
F 27 Carnegie Tech	64-59	W
F 28 @ Pittsburgh	65-84	L
M 7 @ Bucknell	69-74	L
1 - Richmond Invite (Richmond, Va.)		

## 1959-60 (11-11 OVERALL)

**Captain:** Wally Colender

**Starters:** Mark DuMars (21.3), Wally Colender (15.0), Gene Harris (9.9), Paul Sweetland (7.7), Jake Trueblood (7.6)

**Subs:** Bill Saul (6.1), John Phillips (3.9)

D 1 @ NC State	53-65	L
D 5 @ Purdue	54-63	L
D 12 @ West Virginia	74-104	L
D 15 Syracuse	80-75	W
D 19 Colgate	67-69	L
D 28 Temple <sup>1</sup>	50-60	L
D 29 Dugesne <sup>1</sup>	72-69	W
J 5 @ Carnegie Tech	76-66	W
J 9 3 West Virginia	73-75	L
J 12 @ Bucknell	71-56	W
J 23 Pittsburgh	75-64	W
J 30 Carnegie Tech	77-73	W
F 6 Gettysburg	77-62	W
F 10 @ Navy	71-87	L
F 13 Rutgers	96-61	W
F 15 Bucknell <sup>4</sup>	62-60	W
F 19 @ Colgate	75-84 (OT)	L
F 20 @ Syracuse	60-61	L
F 25 Lehigh	76-58	W
F 27 @ Pittsburgh	63-64 (OT)	L
M 4 @ Temple	68-79	L
M 5 @ Rutgers	85-59	W
1 - Keystone Classic (Harrisburg, Pa.)		

<sup>4</sup>Game originally scheduled for 2/2/1960.

## 1960-61 (11-13 OVERALL)

**Captain:** Mark DuMars

**Starters:** Gene Harris (15.4), Mark DuMars (15.2), John Mitchell (11.5), Jake Trueblood (10.4), Earl Hoffman (8.5)

**Subs:** John Phillips (4.0), Don Wilson (2.7)

D 1 @ Maryland	47-64	L
D 3 Purdue	63-59	W
D 6 @ Lehigh	66-50	W
D 9 Duke <sup>1</sup>	46-69	L
D 10 Wake Forest <sup>1</sup>	78-84	L
D 20 @ Syracuse	77-58	W
D 27 Evansville <sup>2</sup>	75-74	W
D 28 Denver <sup>2</sup>	50-58	L
J 5 Colgate	78-68	W
J 7 Carnegie Tech	72-67	W
J 10 @ Bucknell	67-71	L
J 12 @ Gettysburg	76-58	W
J 14 @ Army	46-56	L
F 4 @ Navy	56-58	L
F 7 @ Bucknell	65-63	W
F 11 Pittsburgh	73-59	W

F 14 10 West Virginia	78-80	L
F 17 @ Colgate	72-80	L
F 18 @ Syracuse	61-63	L
F 21 @ 9 West Virginia	68-71	L
F 25 @ Pittsburgh	53-57	L
F 28 Temple	63-56	W
M 1 @ Carnegie Tech	57-70	L
M 4 Rutgers	79-70	W

1 - Charlotte, N.C.

2 - Evansville Tournament, (Evansville, Ind.)

## 1961-62 (12-11 OVERALL)

**Captain:** Gene Harris

**Starters:** Gene Harris (18.7), John Mitchell (12.7), Earl Hoffman (11.6), John Phillips (6.9), Bob Donato (5.5)

**Subs:** Ulo Kart (5.1), Charles Marin (3.5), Bob Hutchinson (1.7)

D 2 Maryland	71-65	W
D 5 Lehigh	73-48	W
D 8 @ Syracuse	77-60	W
D 9 @ Colgate	71-59	W
D 16 West Virginia	67-79	L
D 19 Syracuse	53-44	W
D 23 @ 1 Ohio State	49-92	L
D 26 Iowa <sup>1</sup>	48-67	L
D 28 Holy Cross <sup>1</sup>	66-79	L
D 30 Niagara <sup>1</sup>	70-77 (OT)	L
J 3 @ 8 Duke	55-95	L
J 6 @ Pittsburgh	74-62	W
J 9 Bucknell	61-50	W
J 13 Navy	67-79	L
J 16 Colgate	80-65	W
J 20 @ Carnegie Tech	52-45	W
F 6 Gettysburg	60-43	W
F 13 @ Bucknell	68-69	L
F 17 Army	49-36	W
F 20 @ West Virginia	60-79	L
F 24 Pittsburgh	63-55	W
F 28 @ Temple	60-75	L
M 3 @ Rutgers	62-67	L
1 - Quaker City Classic (Philadelphia, Pa.)		

## 1962-63 (15-5 OVERALL)

**Captains:** Earl Hoffman & John Mitchell

**Starters:** Earl Hoffman (21.7), Bob Weiss (15.3), Bob Donato (11.4), Ron Avillion (8.1), Tom Malinchak (5.5)

**Subs:** Terry Hoover (6.7)

D 1 @ Maryland	62-61	W
D 3 @ Lehigh	77-49	W
D 8 Syracuse	67-54	W
D 11 Colgate	62-40	W
D 22 Pittsburgh	48-68	L
D 28 Marshall <sup>1</sup>	75-65	W
D 29 Miami (Ohio) <sup>1</sup>	66-73	L
J 5 Temple	78-51	W
J 8 @ Bucknell	88-83 (OT)	W

# ALL-TIME RESULTS

J 11 @ Colgate	78-70	W
J 12 @ Syracuse	59-49	W
J 16 @ West Virginia	73-89	L
J 26 Bucknell	90-75	W
J 31 Carnegie Tech	75-64	W
F 9 @ Navy	79-67	W
F 12 @ Gettysburg	72-54	W
F 16 @ Army	75-68	W
F 20 West Virginia	82-83	L
F 23 @ Pittsburgh	67-83	L
M 2 Rutgers	75-72	W
1 - Alpine Classic (Charleston, W. Va.)		

## 1963-64 (16-7 OVERALL)

**Captain:** Bob Donato

**Starters:** Bob Weiss (17.0), Bob Donato (13.4), Carver Clinton (13.1), Ray Saunders (10.5), Ron Avillion (7.7)

**Subs:** Tom Malinchak (7.3), Terry Hoover (3.7), Jerry Roseboro (3.5)

N 30 @ 4 Duke	62-92	L
D 2 @ NC State	60-64	L
D 7 Maryland	91-62	W
D 14 Syracuse	95-76	W
D 27 W. Michigan <sup>1</sup>	97-92 (OT)	W
D 28 Detroit <sup>1</sup>	88-83	W
D 30 @ Toledo	65-81	L
J 11 @ Pittsburgh	60-69	L
J 15 @ West Virginia	63-84	L
J 17 @ Syracuse	82-84	L
J 18 @ Colgate	104-75	W
J 25 Lehigh	79-40	W
J 29 Colgate	86-62	W
F 1 @ Temple	79-65	W
F 5 Bucknell	80-52	W
F 8 @ Navy	83-63	W
F 12 @ Carnegie Tech	76-51	W
F 19 West Virginia	86-76	W
F 22 @ Army	37-46	L
F 26 Gettysburg	85-46	W
F 29 Pittsburgh	78-63	W
M 4 @ Bucknell	66-58	W
M 7 @ Rutgers	91-82	W
1 - Motor City Classic (Detroit, Mich.)		

## 1964-65 (20-4 OVERALL)

**Captains:** Ron Avillion & Bob Weiss

**Starters:** Carver Clinton (17.1), Bob Weiss (16.4), Jim Reed (13.4),

Ray Saunders (10.6), Ron Avillion (8.5)

**Subs:** Paul Mickey (5.4), Terry Hoover (3.1)

D 2 @ Maryland	71-72	L
D 5 @ 7 Syracuse	81-59	W
D 11 @ Kansas	50-48	W
D 12 @ Kansas State	60-59	W
D 15 @ Gettysburg	53-39	W
D 16 @ Temple	73-63	W
D 17 NYU <sup>1</sup>	73-82	L
D 28 Houston <sup>2</sup>	59-57	W
D 29 Detroit <sup>2</sup>	75-73	W

J 5 @ 6 Duke	88-121	L
J 9 Carnegie Tech	69-36	W
J 16 @ West Virginia	80-79	W
J 23 Pittsburgh	59-40	W
J 30 Colgate	95-65	W
F 3 West Virginia	89-72	W
F 6 Navy	84-56	W
F 10 @ Bucknell	79-61	W
F 13 Army	59-44	W
F 19 @ Colgate	85-76	W
F 20 @ Syracuse	70-62	W
F 24 Bucknell	68-52	W
F 27 @ Pittsburgh	83-72	W
M 6 Rutgers	88-75	W

## NCAA TOURNAMENT

M 8 Princeton <sup>3</sup>	58-60	L
1 - Baltimore, Md.		
2 - Motor City Classic (Detroit, Mich.)		
3 - The Palestra (Philadelphia, Pa.)		

## 1965-66 (18-6 OVERALL)

**Captains:** Carver Clinton & Ray Saunders

**Starters:** Carver Clinton (18.9), Jeff Persson (13.7), Jim Reed (11.9), Ray Saunders (10.5), Paul Mickey (10.0)

**Subs:** Leon Mickens (4.5), Jerry Roseboro (3.0)

D 1 Maryland	65-61	W
D 4 Gettysburg	81-63	W
D 14 @ Buffalo	68-60	W
D 16 @ Syracuse	79-103	L
D 18 @ Colgate	75-74	W
D 27 @ NC State	70-69	W
D 29 Alabama <sup>1</sup>	68-66	W
D 30 Florida <sup>1</sup>	54-52	W
J 3 @ 1 Duke	58-83	L
J 8 @ Carnegie Tech	72-52	W
J 12 Bucknell	95-55	W
J 15 @ West Virginia	64-73	L
J 22 Pittsburgh	66-62	W
J 29 Temple	79-73	W
F 5 @ Army	39-59	L
F 8 Kent State	94-72	W
F 12 @ Navy	66-59	W
F 16 West Virginia	108-81	W
F 19 Colgate	90-70	W
F 23 @ Bucknell	66-57	W
F 26 @ Pittsburgh	89-57	W
F 28 Syracuse	80-79	W
M 5 @ Rutgers	61-71	L

## NATIONAL INVITATION TOURNAMENT

M 12 San Francisco <sup>2</sup>	77-89	L
1 - Gator Bowl (Jacksonville, Fla.)		
2 - Madison Square Garden (NYC)		

## 1966-67 (10-14 OVERALL)

**Captains:** Joe McGovern & Paul Mickey

**Starters:** Jeff Persson (17.6), Bill Stansfield (15.9), Paul Mickey (11.5), Joe McGovern (6.6), Bill Young (5.3)

**Subs:** Jim Linden (6.6), Gary Hayes (6.3)

D 1 @ Maryland	53-76	L
D 3 @ 9 No. Carolina	63-93	L
D 10 Carnegie Tech	64-57	W
D 12 Bucknell	65-58	W
D 16 @ Syracuse	72-77	L
D 17 @ Colgate	98-84	W
D 22 Kansas State <sup>1</sup>	59-83	L
D 23 Oregon State <sup>1</sup>	61-64 (2OT)	L
D 28 Virginia Tech <sup>2</sup>	65-67	L
D 29 Georgia <sup>2</sup>	82-90	L
J 3 @ Duke	84-89	L
J 7 @ Kent State	70-62	W
J 11 @ Temple	59-63	L
J 14 Pittsburgh	84-44	W
J 21 West Virginia	102-99	W
J 28 @ Gettysburg	78-72 (OT)	W
F 1 Syracuse	73-90	L
F 4 Army	67-57	W
F 11 Navy	64-68	L
F 14 @ West Virginia	67-83	L
F 18 Colgate	79-55	W
F 22 @ Bucknell	62-65	L
F 25 @ Pittsburgh	87-73	W
M 4 Rutgers	76-88	L
1 - Kentucky Invitational (Lexington, Ky.)		
2 - Gator Bowl Tourn. (Jacksonville, Fla.)		

## 1967-68 (10-10 OVERALL)

**Captain:** Jeff Persson

**Starters:** Jeff Persson (17.0), Tom Daley (15.3), Bill Stansfield (11.3), Bill Young (9.1), Jim Linden (7.9) **Subs:** Galen Godbey (8.3), Gregg Hamilton (7.9)

D 2 Maryland	76-71	W
D 15 @ Syracuse	89-90 (OT)	L
D 16 @ Colgate	82-76	W
D 18 @ Bucknell	68-83	L
D 26 10 Boston College <sup>1</sup>	58-87	L
D 27 Syracuse <sup>1</sup>	73-83	L
J 6 Kent State	52-50	W
J 10 Gettysburg	84-47	W
J 13 @ Pittsburgh	66-43	W
J 20 West Virginia	66-88	L
J 24 @ West Virginia	63-77	L
J 27 @ Army	55-73	L
J 31 Temple	81-68	W
F 7 Syracuse	79-76	W
F 10 @ Navy	64-65	L
F 14 @ Carnegie Tech	70-45	W
F 17 Colgate	87-72	W
F 21 Bucknell	73-74 (OT)	L
F 24 Pittsburgh	77-68	W
M 2 @ Rutgers	83-97	L
1 - ECAC Holiday Festival; Madison Square Garden		

# ALL-TIME RESULTS

## ▶ COACH JOHN BACH (1969-78) 122-121 OVERALL | 10 SEASONS

### 1968-69 (13-9 OVERALL)

**Captain:** Bill Stansfield

**Starters:** Tom Daley (14.2), Bill Stansfield (14.1), Willie Bryant (11.8), Bill Young (8.9), Bruce Mello (8.4)

**Subs:** Jim Linden (3.4), Mike Egleston (2.0)

N 30 @ Maryland	56-66	L
D 14 @ Kent State	63-49	W
D 16 @ Buffalo	60-66 (OT)	L
D 18 @ Syracuse	51-71	L
D 20 @ Bucknell	79-60	W
D 27 17 La Salle <sup>1</sup>	55-70	L
D 28 Niagara <sup>1</sup>	77-74	W
D 29 DePaul <sup>1</sup>	68-83	L
J 4 Georgetown	52-50 (OT)	W
J 8 @ Gettysburg	67-56	W
J 15 Carnegie Mellon	82-55	W
J 18 Pittsburgh	65-50	W
J 22 West Virginia	64-62	W
J 25 Army	54-64	L
J 29 Syracuse	64-58	W
F 1 Bucknell	68-66	W
F 8 Navy	61-57	W
F 12 @ Temple	50-70	L
F 15 Boston College	63-67	L
F 19 @ West Virginia	81-67	W
F 22 @ Pittsburgh	57-49	W
M 1 @ Rutgers	57-59	L

1 - Quaker City Classic (Philadelphia, Pa.)

### 1969-70 (13-11 OVERALL)

**Captain:** Tom Daley

**Starters:** Tom Daley (15.3), Bob Fittin (14.5), Willie Bryant (11.6), Ron Kodish (10.5), Mike Egleston (5.5)

**Subs:** Chuck Crist (4.5), Bruce Mello (4.4)

D 3 Kent State	61-57	W
D 16 @ Boston College	67-63	W
D 19 @ Syracuse	69-80	L
D 20 @ Columbia	58-76	L
D 29 Georgetown <sup>1</sup>	71-86	L
D 30 Rochester <sup>1</sup>	83-60	W
J 3 @ Duke	43-93	L
J 7 Seton Hall	61-52	W
J 13 @ Princeton	38-77	L
J 15 Temple	65-57	W
J 17 @ Pittsburgh	47-61	L
J 21 West Virginia	81-69	W
J 24 @ Army	54-71	L
J 27 Cornell	83-67	W
J 31 Gettysburg	86-56	W
F 4 Syracuse	103-95	W
F 7 @ George Washington	73-76	L
F 11 Bucknell	77-62	W
F 14 @ Navy	79-71	W

F 18 @ West Virginia	57-58	L
F 21 Pittsburgh	61-48	W
F 28 @ Georgetown	66-73	L
M 3 @ Bucknell	54-57	L
M 7 Rutgers	65-62	W
1 - Kodak Classic (Rochester, N.Y.)		

### 1970-71 (10-12 OVERALL)

**Captains:** Willie Bryant & Bruce Mello

**Starters:** Bill Kunze (16.7), Bruce Mello (11.8), Chuck Crist (10.4), Paul Neumayer (9.5), Ron Kodish (9.1)

**Subs:** Bob Fittin (5.5), Bob Hodgson (4.4)

D 2 Bucknell	85-55	W
D 5 @ Cornell	59-69	L
D 12 Columbia	63-71 (OT)	L
D 17 @ Syracuse	81-92	L
D 19 Boston College	66-63	W
D 29 No. Carolina <sup>1</sup>	57-73	L
D 30 Duke <sup>1</sup>	56-67	L
J 9 Seton Hall	77-76 (OT)	W
J 16 @ Pittsburgh	62-75	L
J 20 West Virginia	62-71	L
J 23 Army	65-48	W
J 25 Princeton	70-62	W
J 30 @ Gettysburg	68-54	W
F 3 Syracuse	64-68	L
F 6 George Washington	94-61	W
F 10 @ Temple	58-61	L
F 13 Navy	73-62	W
F 20 Georgetown	84-75	W
F 24 @ West Virginia	89-101	L
F 27 Pittsburgh	71-65	W
M 2 @ Kent State	85-86 (OT)	L
M 6 @ Rutgers	70-84	L
1 - Carolina Classic (Greensboro, N.C.)		

### 1971-72 (17-8 OVERALL)

**Captain:** Chuck Crist

**Starters:** Ron Brown (18.1), Chuck Crist (10.9), Jim Dashfield (10.3), Ed Chubb (9.3), Dan Tarr (6.3)

**Subs:** Bob Fittin (8.2), Bill Kunze (5.8)

D 1 @ Bucknell	84-70	W
D 3 Princeton	72-70	W
D 4 Cornell	99-75	W
D 7 @ Columbia	73-50	W
D 15 @ Syracuse	70-73	L
D 17 Tennessee <sup>1</sup>	55-57	L
D 18 Colorado State <sup>1</sup>	63-70	L
D 27 Providence <sup>2</sup>	65-81	L
D 28 Utah <sup>2</sup>	80-69	W
D 29 Syracuse <sup>2</sup>	77-92	L
J 8 Seton Hall	76-68	W
J 15 West Virginia	77-64	W
J 19 Gettysburg	85-53	W
J 22 @ Army	65-72	L
J 29 @ Pittsburgh	74-62	W
F 2 Syracuse	81-76 (OT)	W

F 5 @ Georgetown	63-62	W
F 7 Temple	66-68	L
F 12 @ Navy	68-59	W
F 16 @ Virginia	86-74	W
F 19 @ Boston College	68-64	W
F 23 @ West Virginia	80-79	W
F 26 Pittsburgh	70-78	L
F 29 Kent State	61-51	W
M 4 Rutgers	77-66	W
1 - Volunteer Classic (Knoxville, Tenn.)		
2 - ECAC Holiday Festival; Madison Square Garden		

### 1972-73 (15-8 OVERALL)

**Captains:** Ed Chubb

**Starters:** Randy Meister (14.7), Ron Brown (13.0), Kevin Burke (10.7), Jon Marshall (9.8), Keenan Preston (5.7)

**Subs:** Ed Chubb (5.1), Bill Kunze (2.4)

N 29 @ Princeton	64-57	W
D 2 Bucknell	61-48	W
D 5 @ Cornell	65-74	L
D 13 Duquesne	59-56	W
D 16 Boston College	65-63	W
D 18 @ Kent State	49-46	W
D 20 @ Syracuse	62-73	L
D 27 12 Florida State <sup>1</sup>	60-70	L
D 28 Texas A & M <sup>1</sup>	55-62	L
D 29 St. Francis (Pa.) <sup>1</sup>	84-64	W
J 6 @ Seton Hall	71-57	W
J 10 Columbia	61-52	W
J 13 West Virginia	77-62	W
J 20 Army	78-45	W
J 27 @ Pittsburgh	53-63	L
J 31 Syracuse	72-68	W
F 3 Georgetown	74-64	W
F 7 @ Temple	64-49	W
F 10 Navy	73-53	W
F 17 @ Virginia	74-85	L
F 19 @ West Virginia	62-59 (OT)	W
F 24 Pittsburgh	49-58	L
M 3 @ Rutgers	52-81	L
1 - All-College Tournament (Oklahoma City, Okla.)		

### 1973-74 (14-12 OVERALL)

**Captains:** Ron Brown

**Starters:** Ron Brown (17.4), Randy Meister (12.7), Jon Marshall (8.4), Tom Doaty (8.0), Kevin Burke (6.3)

**Subs:** Jim Ouder Kirk (6.6), Dave Angstadt (4.4)

D 1 @ Bucknell	70-57	W
D 5 Virginia	93-68	W
D 8 @ Ohio State	65-72	L
D 14 Seattle <sup>1</sup>	60-62	L
D 15 Dartmouth <sup>1</sup>	72-67 (OT)	W
D 18 @ Colgate	41-42 (OT)	L
D 19 @ 18 Syracuse	55-59	L

# ALL-TIME RESULTS

D 21 Kent State	62-53	W
D 26 Fordham <sup>2</sup>	73-67 (OT)	W
D 27 California <sup>2</sup>	63-64	L
D 28 Cincinnati <sup>2</sup>	74-66 (OT)	W
J 12 @ West Virginia	71-55	W
J 14 Princeton	62-50	W
J 16 Delaware	75-63	W
J 19 @ Army	53-43	W
J 26 @ Duquesne	73-63	W
J 27 @ 16 Pittsburgh	61-83	L
J 30 Syracuse	61-55	W
F 2 @ Georgetown	58-63	L
F 6 Temple	48-50	L
F 9 @ Navy	33-52	L
F 16 @ Boston College	72-86	L
F 20 West Virginia	83-63	W
F 23 7 Pittsburgh	66-64	W
F 26 Ohio University	69-78	L
M 2 Rutgers	62-81	L
1 - Utah Classic (Salt Lake City, Utah)		
2 - Quaker City Classic (Philadelphia, Pa.)		

## 1974-75 (11-12 OVERALL)

**Captains:** Kevin Burke & Randy Meister

**Starters:** Randy Meister (15.0), Kevin Burke (12.9), Jim Ouderkirk (12.8), Dave Angstadt (7.7), Tom Doaty (6.7)

**Subs:** Chris Erichsen (8.9), Kevin Cadle (5.4)

D 6 Oregon <sup>1</sup>	40-76	L
D 7 Pittsburgh <sup>1</sup>	88-79	W
D 10 Bucknell	88-83 (OT)	W
D 17 @ Syracuse	71-75	L
D 26 Jacksonville <sup>2</sup>	75-73	W
D 27 16 Memphis <sup>2</sup>	61-54	W
J 4 Boston College	71-82	L
J 8 @ Kent State	59-61	L
J 11 West Virginia	59-63	L
J 15 @ Virginia	50-73	L
J 18 @ Pittsburgh	56-84	L
J 22 Muhlenberg	81-67	W
J 25 St. Francis (Pa.)	94-74	W
J 29 Syracuse	88-84	W
F 1 Georgetown	66-77	L
F 8 Navy	64-66	L
F 12 @ Temple	53-62	L
F 15 Army	81-64	W
F 17 Colgate	73-59	W
F 19 @ West Virginia	66-65	W
F 22 Pittsburgh	69-76	L
M 1 @ Delaware	80-73	W
M 4 @ Ohio University	71-79	L
1 - Steel Bowl Tourn. (Pittsburgh, Pa.)		
2 - Gator Bowl Tourn. (Jacksonville, Fla.)		

## EASTERN COLLEGIATE BASKETBALL LEAGUE (1976)

### 1975-76 (10-15 OVERALL)

**Captains:** Dave Angstadt, Tom Doaty & Jim Ouderkirk

**Starters:** Chris Erichsen (17.4), Jim Ouderkirk (13.3), Carvin Jefferson (7.2), Dave Angstadt (6.5), Jeff Miller (5.1)

**Subs:** Tom Doaty (9.1), Harvey Wooten (6.4)

D 2 @ Lehigh	93-45	W
D 4 Delaware	66-61	W
D 7 Ohio State	74-68	W
D 9 Virginia	66-79	L
D 16 Kent State	65-63	W
D 19 @ Syracuse	82-90	L
D 20 @ Colgate	70-54	W
D 26 20 Minnesota <sup>1</sup>	70-86	L
D 27 Butler <sup>1</sup>	50-63	L
J 2 Harvard <sup>2</sup>	63-55	W
J 3 George Washington <sup>2</sup>	69-78	L
J 11 @ St. Francis (Pa.)	79-68	W
J 14 @ Bucknell	64-69	L
J 17 Muhlenberg	91-61	W
J 19 Gettysburg	88-54	W
J 24 West Virginia	64-69	L
J 27 @ Georgetown	63-71	L
J 30 Duquesne <sup>2</sup>	70-76	L
J 31 Pittsburgh <sup>3</sup>	52-71	L
F 4 Temple	76-77	L
F 11 Syracuse	93-100	L
F 14 @ Navy	81-83 (2OT)	L
F 18 @ West Virginia	87-103	L
F 21 Pittsburgh	61-65	L
F 28 Fairfield <sup>4</sup>	76-68	W
1 - Pillsbury Classic (Bloomington, Minn.)		
2 - Presidential Classic (Washington, D.C.)		
3 - Pennsylvania Classic (Pittsburgh, Pa.)		
4 - Madison Square Garden (NYC)		

## EASTERN EIGHT (1977-79) | 3 SEASONS

### 1976-77 (11-15 OVERALL, 5-5 EB)

**Captains:** Kevin Cadle & Chris Erichsen

**Starters:** Chris Erichsen (17.1), Jeff Miller (13.3), Carvin Jefferson (10.5), Steve Kuhn (8.7), Walter Young (8.5)

**Subs:** Rob O'Connor (8.4), Bill Dankos (5.5), Tom Wilkinson (3.0)

D 1 @ Massachusetts	72-70 (OT)	W
D 4 @ NC State	61-87	L
D 7 Muhlenberg	64-46	W
D 9 @ Kent State	70-73	L
D 11 @ 2 Marquette	49-79	L
D 13 @ 20 Syracuse	63-101	L
D 17 Memphis <sup>1</sup>	69-77	L

D 18 South Florida <sup>1</sup>	62-66	L
D 21 St. Francis (Pa.)	87-80	W
J 3 Colgate	98-59	W
J 5 @ Rutgers	72-89	L
J 8 @ West Virginia	72-92	L
J 10 @ Duquesne	74-86	L
J 12 Syracuse	66-82	L
J 14 George Washington 88-91 (OT)	L	
J 18 @ Delaware	74-73	W
J 22 Villanova	65-78	L
J 26 @ Gettysburg	54-41	W
J 29 Pittsburgh	74-60	W
F 3 Army	56-60	L
F 9 @ Temple	66-86	L
F 12 Navy	77-64	W
F 16 West Virginia	81-69	W
F 19 @ Pittsburgh	79-77	W
F 23 Duquesne	73-70	W

## EASTERN EIGHT TOURNAMENT

M 2 Duquesne <sup>2</sup>	55-65	L
1 - Big Sun Inv'l (St. Petersburg, Fla.)		
2 - Spectrum (Philadelphia, Pa.)		

## 1977-78 (8-19 OVERALL, 4-6 EB)

**Captain:** Jeff Miller

**Starters:** Jeff Miller (18.7), Steve Kuhn (12.3), Carvin Jefferson (10.3), Walter Young (8.5), Tom Wilkinson (7.0)

**Subs:** Mike Ice (5.7), Frank Brickowski (3.8)

D 1 14 Maryland <sup>1</sup>	80-89	L
D 5 Delaware	86-84 (OT)	W
D 7 Virginia Tech	75-84	L
D 10 NC State	60-79	L
D 12 Muhlenberg	109-78	W
D 16 @ 12 Syracuse	45-81	L
D 17 @ Colgate	85-63	W
D 20 @ Duquesne	55-63	L
D 28 DePaul <sup>2</sup>	67-82	L
D 29 Rochester <sup>2</sup>	92-67	W
J 4 Rutgers	81-79	W
J 7 Duquesne	48-54	L
J 11 8 Syracuse	77-83	L
J 14 @ George Washington	68-84	L
J 16 @ 13 Virginia	58-83	L
J 22 @ St. Francis (Pa.)	68-72	L
J 25 @ Villanova	76-89	L
J 28 Pittsburgh	65-82	L
J 30 @ West Virginia	68-78	L
F 2 3 Marquette	60-73	L
F 4 @ Army	52-64	L
F 8 Temple	64-74	L
F 11 @ Navy	64-87	L
F 15 West Virginia	76-75	W
F 18 @ Pittsburgh	75-68 (OT)	W
F 21 Massachusetts	76-69 (OT)	W

## EASTERN EIGHT TOURNAMENT

M 2 Villanova <sup>3</sup>	65-73	L
1 - Hershey, Pa.		
2 - Kodak Classic (Rochester, N.Y.)		
3 - Civic Arena (Pittsburgh, Pa.)		



# ALL-TIME RESULTS

## ▶ COACH DICK HARTER

(1979-83)

79-61 OVERALL | 5 SEASONS

1978-79 (12-18 OVERALL, 4-6 E8)

**Captains:** Carvin Jefferson & Jud Wood

**Starters:** Mike Edelman (11.4), Steve Kuhn (10.8), Tom Wilkinson (6.0), Mike Owens (4.4), Carvin Jefferson (3.6)

**Subs:** Frank Brickowski (5.7), Scott Wolz (5.6), Craig Buffie (5.0)

N 24	4 Louisville <sup>1</sup>	58-89	L
N 25	Alaska <sup>1</sup>	62-79	L
N 26	Indiana <sup>1</sup>	65-86	L
N 29	@ Delaware	60-47	W
D 3	Vermont	78-53	W
D 7	19 Maryland <sup>2</sup>	61-69	L
D 9	@ West Virginia	47-56	L
D 13	St. Francis (Pa.)	63-68 (OT)	L
D 16	10 Syracuse	50-50	L
D 19	Colgate	82-80	W
D 22	Tulane <sup>3</sup>	50-54	L
D 23	Florida State <sup>3</sup>	64-57	L
D 29	@ 9 NC State	58-80	L
J 3	@ Richmond	69-65	W
J 4	Ursinus	85-59	W
J 10	@ 20 Syracuse	70-85	L
J 13	@ Virginia Tech	68-83	L
J 17	West Virginia	53-72	L
J 20	@ Rutgers	46-48	L
J 24	Duquesne	54-49	W
J 27	@ Pittsburgh	44-50	L
J 31	George Washington	51-46	W
F 4	Villanova	34-36	L
F 7	@ 19 Temple	43-54	L
F 10	Navy	43-40	W
F 14	Pittsburgh	45-54	L
F 17	Army	74-57	W
F 21	@ Massachusetts	54-42	W
F 25	@ Duquesne	58-57	W

### EASTERN EIGHT TOURNAMENT

F 27	@ Rutgers	57-67	L
1	- Seawolf Classic (Anchorage, Alaska)		
2	- Hershey, Pa.		
3	- Dayton Invitational (Dayton, Ohio)		

1979-80 (18-10 OVERALL)

**Captains:** G. Korlowski, S. Kuhn & T. Wilkinson

**Starters:** Frank Brickowski (11.4), Rich Fetter (9.5), Mike Edelman (8.4), Mike Lang (7.2), Tom Wilkinson (4.6)

**Subs:** Steve Kuhn (6.5), Scott Wolz (4.9), Craig Buffie (3.5)

D 2	2 Indiana (Pa.)	99-57	W
D 3	Maryland <sup>1</sup>	55-56	L
D 5	Muhlenberg	85-47	W
D 8	West Virginia	68-66 (OT)	W

D 15	10 Syracuse	72-85	L
D 19	Temple	48-74	L
D 22	@ Colgate	38-37	W
D 26	20 BYU <sup>2</sup>	50-58	L
D 28	Idaho <sup>2</sup>	46-50	L
D 29	Texas Tech <sup>2</sup>	47-46	W
J 3	Ursinus	87-55	W
J 5	@ Pittsburgh	50-54	L
J 9	@ St. Bonaventure	75-89	L
J 12	Duquesne	62-52	W
J 14	Delaware	85-53	W
J 16	@ West Virginia	75-71	W
J 19	Rutgers	75-66	W
J 21	Johns Hopkins	64-38	W
J 26	Fairleigh Dickinson	60-52	W
J 28	Richmond	71-61	W
J 31	@ Duquesne	55-56	L
F 2	@ Villanova	53-98	L
F 4	@ Vermont	53-40	W
F 9	@ Navy	51-44	W
F 13	Pittsburgh	66-53	W
F 16	@ George Washington	63-53	W
F 20	Massachusetts	50-36	W

### NATIONAL INVITATION TOURNAMENT

M 15	Alabama <sup>3</sup>	49-53	L
1	- Hershey, Pa.		
2	- Far West Classic (Portland, Ore.)		
3	- Birmingham, Ala.		

1980-81 (17-10 OVERALL)

**Record:** 17-10 (H: 12-3; A: 3-5; N: 2-2)

**Coach:** Dick Harter

**Captain:** Frank Brickowski

**Starters:** Frank Brickowski (13.0), Rich Fetter (10.4), Mike Edelman (7.4), Brian Dean (6.7), Mike Lang (6.4).

**Subs:** Scott Wolz (6.7), Dick Mumma (6.4), David Griffin (4.0)

N 28	Ursinus	101-68	W
D 3	@ Indiana State	61-54	W
D 6	SMU	72-50	W
D 9	@ Nebraska	50-75	L
D 13	East Carolina	71-59	W
D 16	@ Syracuse	63-77	L
D 20	@ Rutgers	78-76 (OT)	W
D 29	Boston College <sup>1</sup>	67-74	L
D 30	N Tennessee Tech <sup>1</sup>	69-46	W
J 5	Lafayette <sup>2</sup>	53-42	W
J 6	Temple <sup>3</sup>	39-43	L
J 10	Rider	67-59	W
J 17	Philadelphia Textile	87-61	W
J 19	@ Army	63-52	W
J 21	West Virginia	52-55	L
J 24	Northeastern	58-60	L
J 26	Loyola (Md.)	88-47	W
J 28	Colgate	87-50	W
J 31	Westminster	65-47	W
F 1	New Hampshire	85-72	W
F 4	@ South Carolina	60-70	L
F 7	Navy	67-51	W

F 11	@ Pittsburgh	63-70	L
F 14	Drexel	71-58	W
F 18	St. Bonaventure	64-53	W
F 23	@ Memphis	67-75	L
F 25	Robert Morris	56-66	L
1	- Music City Inv'l (Nashville, Tenn.)		
2	- Hershey, Pa.		
3	- The Palestra (Philadelphia, Pa.)		

1981-82 (15-12 OVERALL)

**Captains:** Craig Buffie & Mike Edelman

**Starters:** Mike Lang (10.1), Mike Edelman (9.0), Tom McCluskey (8.7), Rich Fetter (8.6), Dwight Gibson (5.6)

**Subs:** David Griffin (5.8), Brian Dean (5.0), Craig Buffie (3.6), Craig Collins (3.6), Dick Mumma (3.6)

N 28	Bloomsburg	49-48	W
N 30	Rider	70-54	W
D 2	Indiana State	60-50	W
D 5	@ UNC Charlotte	78-88	L
D 8	Lafayette <sup>1</sup>	63-62	W
D 11	SMU <sup>2</sup>	65-53	W
D 12	10 Indiana <sup>2</sup>	51-80	L
D 19	@ 14 Alabama	74-88	L
D 21	Nebraska	60-58	W
D 28	1 North Carolina <sup>3</sup>	50-56 (OT)	L
D 29	TCU <sup>3</sup>	54-49	W
J 2	@ DePaul	60-86	L
J 9	Philadelphia Textile	84-68	W
J 13	South Florida	63-56	W
J 16	Pittsburgh	52-46 (2OT)	W
J 18	@ West Virginia	68-75	L
J 23	@ Pennsylvania	44-58	L
J 25	Syracuse	68-69	L
J 27	Temple	53-50	W
F 1	Bradley	42-59	L
F 6	@ Navy	62-54 (OT)	W
F 9	@ Duquesne	74-69	W
F 15	South Carolina	62-60	W
F 17	@ Niagara	80-92	L
F 20	12 Memphis	46-52	L
F 22	Westminster	64-50	W
M 2	Cleveland State	61-66	L
1	- Hershey, Pa.		
2	- Indiana Classic (Bloomington, Ind.)		
3	- Cable Car Classic (Santa Clara, Calif.)		

# ALL-TIME RESULTS

## ATLANTIC 10 1983-91 (9 YEARS)

1982-83 (17-11 OVERALL, 9-5 A10)

**Captains:** Rich Fetter, Mike Lang & Tom McCluskey

**Starters:** Mike Lang (13.1), David Griffin (11.4), Dwight Gibson (10.7), Dick Mumma (5.2), Craig Collins (4.8)

**Subs:** Alex Agudio (11.4), Rich Fetter (10.9), Tom McCluskey (7.4 in 8 games), Terry Graves (4.0)

N 27 Maryland <sup>1</sup>	97-79 W
D 1 Indiana (Pa.)	86-46 W
D 5 Widener	71-52 W
D 7 Philadelphia Textile	86-73 W
D 11 11 Alabama	67-75 (3 OT) L
D 14 vs. St. Joseph's* <sup>2</sup>	78-69 W
D 17 Hardin Simmons <sup>3</sup>	81-73 W
D 18 SMU <sup>3</sup>	68-75 L
D 20 @ South Florida	70-78 L
D 28 Florida <sup>4</sup>	60-82 L
D 29 Iowa State <sup>4</sup>	81-76 W
J 4 George Washington*	84-67 W
J 8 St. Bonaventure*	71-67 W
J 10 vs. Duquesne* <sup>5</sup>	82-94 L
J 13 West Virginia*	79-74 W
J 19 Niagara	96-66 W
J 22 @ George Washington*	75-72 W
J 26 Temple* <sup>2</sup>	87-79 W
J 29 Massachusetts*	59-57 W
F 2 @ Massachusetts*	62-84 L
F 5 Navy	104-83 W
F 12 Rhode Island*	96-84 W
F 16 @ West Virginia*	84-101 L
F 20 Duquesne*	62-74 L
F 21 Boston Univ.	88-96 L
F 26 @ St. Bonaventure* <sup>72-79 (OT)</sup>	L
M 5 Rutgers*	79-70 W

### ATLANTIC 10 TOURNAMENT

M 9 West Virginia<sup>5</sup> 72-82 L

\*Atlantic 10 Conference game

1 - Baltimore, Md.

2 - The Palestra (Philadelphia, Pa.)

3 - Dallas Morning News Classic (Dallas, Texas)

4 - Gator Bowl Tour. (Jacksonville, Fla.)

5 - Civic Arena (Pittsburgh, Pa.)

## ► COACH BRUCE PARKHILL (1984-95)

181-169 OVERALL | 12 SEASONS

1983-84 (5-22 OVERALL, 3-15 A10)

**Captains:** Wally Choice & David Griffin

**Starters:** Wally Choice (13.1), Craig Collins (12.5), David Griffin (10.7), Dick Mumma (8.3), Dwight Gibson (5.6)

**Subs:** Terry Graves (10.3), Jim Forjan (7.3), Marshall Grier (6.5)

N 30 Indiana (Pa.)	81-49 W
D 6 11 Maryland <sup>1</sup>	58-67 L
D 10 @ Bradley	49-52 L
D 17 Charlotte	67-76 L
D 28 Arizona State <sup>2</sup>	50-53 L
D 29 Columbia <sup>2</sup>	84-83 (OT) W
J 5 @ St. Bonaventure*	69-74 L
J 7 Temple* <sup>3</sup>	75-87 L
J 12 Duquesne*	63-53 W
J 14 Rutgers*	83-80 (OT) W
J 19 George Washington*	86-80 W
J 21 @ Rhode Island*	58-64 L
J 23 @ Boston Univ.	67-73 L
J 26 @ West Virginia*	80-92 L
J 28 @ St. Joseph's*	63-75 L
F 2 Massachusetts*	60-75 L
F 4 St. Joseph's*	72-80 L
F 6 @ Navy	69-100 L
F 9 Rhode Island*	60-63 (OT) L
F 11 @ Massachusetts*	81-88 L
F 16 @ George Washington*	63-80 L
F 18 West Virginia*	59-70 L
F 23 @ Rutgers*	92-102 L
F 25 @ Duquesne*	66-70 L
M 1 18 Temple*	66-69 L
M 3 St. Bonaventure*	69-74 L

### ATLANTIC 10 TOURNAMENT

M 7 St. Bonaventure<sup>4</sup> 57-71 L

\*Atlantic 10 Conference game

1 - Hershey, Pa.

2 - Connecticut Mutual Cl. (Hartford, Conn.)

3 - The Palestra (Philadelphia, Pa.)

4 - WVU Coliseum (Morgantown, W. Va.)

1984-85 (8-19 OVERALL, 4-14 A10)

**Captains:** Craig Collins & Dwight

Gibson **Starters:** Craig Collins (14.9),

Dwight Gibson (11.2), Carl Chrabasz

(9.1), Tony Ward (8.3), Jim Newcomer

(4.4) **Subs:** Paul Murphy (4.5), Mike

Peapos (4.3), Bill Pollock (3.0)

D 1 @ Cleveland State	82-112 L
D 5 Navy	66-63 W
D 8 Lock Haven	108-74 W
D 12 2 DePaul	61-78 L
D 15 Philadelphia Textile	92-77 W
D 22 Indiana (Pa.)	66-58 W
D 27 Virginia <sup>1</sup>	54-66 L

D 28 New Orleans <sup>1</sup>	59-61 (OT) L
J 5 Temple*	49-65 L
J 10 @ Duquesne*	63-69 L
J 12 Rutgers*	71-88 L
J 17 @ George Washington*	65-69 L
J 19 Rhode Island*	86-71 W
J 24 West Virginia*	56-69 L
J 26 St. Joseph's*	60-84 L
J 31 @ Massachusetts*	71-65 (OT) W
F 2 @ St. Joseph's*	53-72 L
F 4 St. Bonaventure*	59-64 L
F 7 @ Rhode Island*	58-54 W
F 9 Massachusetts*	78-79 (OT) L
F 14 George Washington*	70-67 W
F 16 @ West Virginia*	65-75 L
F 21 @ Rutgers*	67-84 L
F 23 Duquesne*	61-62 L
F 26 @ Temple*	51-57 L
M 2 @ St. Bonaventure*	57-72 L

### ATLANTIC 10 TOURNAMENT

M 6 Duquesne<sup>2</sup> 64-78 L

\*Atlantic 10 Conference game

1 - Sugar Bowl Classic (New Orleans, La.)

2 - Rutgers (Piscataway, N.J.)

1985-86 (12-17 OVERALL, 5-13 A10)

**Captains:** C. Chrabasz, K. Dewitt, T. Ward

**Starters:** Paul Murphy (10.1), Carl

Chrabasz (9.5), Mike Peapos (7.6),

Brian Allen (6.9), Wes Jones (5.9)

**Subs:** Tom Hovasse (12.7), Tony Ward (10.2),

Jim Newcomer (4.1), Bill Pollock (3.0)

N 30 Lock Haven	79-54 W
D 4 @ Navy	50-103 L
D 8 @ Oklahoma	63-85 L
D 11 Indiana (Pa.)	76-58 W
D 14 Morgan State	78-51 W
D 21 Wagner	88-78 W
D 27 Long Beach State <sup>1</sup>	45-47 L
D 29 Valparaiso <sup>1</sup>	52-40 W
J 2 @ Rutgers*	65-56 W
J 4 @ St. Joseph's*	42-72 L
J 6 Massachusetts*	64-63 W
J 9 @ Rhode Island*	60-66 L
J 11 Duquesne*	78-79 (2OT) L
J 13 West Virginia*	53-63 L
J 18 St. Bonaventure*	68-87 L
J 20 East Carolina	85-57 W
J 23 @ Temple*	36-76 L
J 25 @ George Washington*	61-65 L
J 30 St. Joseph's*	59-54 W
F 1 Rutgers*	74-59 W
F 3 Rhode Island*	77-78 (OT) L
F 6 @ West Virginia*	46-61 L
F 8 @ Duquesne*	55-65 L
F 10 @ Massachusetts*	52-56 L
F 15 @ St. Bonaventure*	65-66 (2OT) L
F 20 George Washington*	61-56 W
F 22 Temple*	46-61 L

# ALL-TIME RESULTS

## ATLANTIC 10 TOURNAMENT

F 25 @ Rhode Island 50-47 W

F 27 @ St. Joseph's 51-59 L

\*Atlantic 10 Conference game

1 - Milwaukee Classic (Milwaukee, Wis.)

1986-87 (15-12 OVERALL, 9-9 A10)

**Captains:** Carl Chrabaszk & Kip Dewitt

**Starters:** Tony Ward (13.0), Tom

Hovasse (13.0), Brian Allen (11.0), Jim

Newcomer (3.8), Wes Jones (3.8)

**Subs:** Mike Peapos (7.5), Ed Fogell (6.3),

Paul Murphy (5.9), Carl Chrabaszk (3.9),

Bruce Blake (3.2), Mike Iuzzolino (2.4)

N 27 La Salle<sup>1</sup> 59-58 W

N 28 Miami (Fla.)<sup>1</sup> 74-61 W

D 4 @ Rhode Island\* 65-73 L

D 7 Loyola (Md.) 70-74 L

D 10 Lehigh 70-73 L

D 13 @ Vermont 94-74 W

D 20 Juniata 81-52 W

D 27 Lock Haven 74-70 W

D 30 @ East Carolina 55-54 W

J 5 Massachusetts\* 64-50 (OT) W

J 8 George Washington\* 86-72 W

J 15 @ 11 Temple\* 49-66 L

J 17 @ George Washington\* 71-72 L

J 19 Rutgers\* 80-60 W

J 25 @ St. Bonaventure\* 78-57 W

J 28 @ West Virginia\* 52-75 L

J 31 St. Joseph's\* 95-82 W

F 1 Rhode Island\* 75-84 L

F 5 @ Duquesne\* 61-63 L

F 7 West Virginia\* 61-77 L

F 9 6 Temple\* 70-73 (OT) L

F 12 Duquesne\* 76-51 W

F 14 St. Bonaventure\* 60-40 W

F 19 @ Massachusetts\* 59-66 L

F 21 @ Rutgers\* 100-99 (2OT) W

F 25 @ St. Joseph's\* 83-67 W

## ATLANTIC 10 TOURNAMENT

M 1 St. Joseph's 78-81 L

\*Atlantic 10 Conference game

1 - AMI Classic (Miami, Fla.)

1987-88 (13-14 OVERALL, 9-9 A10)

**Captains:** Brian Allen, Mike Peapos &

Tony Ward

**Starters:** Tom Hovasse (14.4), Tony

Ward (12.0), Ed Fogell (9.9), Wes Jones

(8.7), Bruce Blake (5.7). **Subs:** Mike

Peapos (5.3), Brian Allen (5.0), James

Barnes (3.9), Mike Iuzzolino (3.2)

N 27 Juniata 83-32 W

D 1 18 Oklahoma 59-93 L

D 5 @ Florida State 60-63 L

D 7 @ Lehigh 72-79 L

D 11 Vermont 83-66 W

D 22 St. Mary's (Md.) 97-60 W

D 29 S'western Louisiana<sup>1</sup> 69-74 L

D 30 Yale<sup>1</sup> 69-50 W

J 2 @ West Virginia\* 51-64 L

J 5 @ Massachusetts\* 51-69 L

J 7 @ Rhode Island\* 80-83 L

J 10 Rutgers\* 63-58 W

J 16 George Washington\* 74-61 W

J 18 3 Temple\* 44-59 L

J 23 @ St. Bonaventure\* 58-66 L

J 28 @ Duquesne\* 72-69 W

J 30 @ St. Joseph's\*<sup>2</sup> 61-59 W

F 6 St. Bonaventure\* 64-62 W

F 11 West Virginia\* 63-61 (OT) W

F 13 Massachusetts\* 71-53 W

F 16 @ 1 Temple\* 49-50 L

F 18 @ Rutgers\* 61-65 L

F 21 St. Joseph's\* 76-52 W

F 25 Rhode Island\* 69-77 (OT) L

F 27 Duquesne\* 73-63 W

M 2 @ George Washington\* 74-81 L

## ATLANTIC 10 TOURNAMENT

M 7 St. Joseph's<sup>3</sup> 78-85 (OT) L

\*Atlantic 10 Conference game

1 - Coca-Cola Classic (Chattanooga, Tenn.)

2 - The Palestra (Philadelphia, Pa.)

3 - WVU Coliseum (Morgantown, W. Va.)

1988-89 (20-12 OVERALL, 12-6 A10)

**Captains:** Brian Allen, Christian Apple-

man, Bruce Blake & Tom Hovasse

**Starters:** Tom Hovasse (17.8), Bruce

Blake (13.4), Ed Fogell (11.4), Monroe

Brown (7.3), Freddie Barnes (6.1)

**Subs:** Brian Allen (7.1), James Barnes

(6.3), David Degitz (4.6), Christian

Appleman (2.2)

N 26 @ George Mason 58-54 W

D 1 Vermont 80-60 W

D 9 St. Mary's<sup>1</sup> 52-76 L

D 10 Texas-Arlington<sup>1</sup> 67-63 W

D 17 12 Florida State 71-78 L

D 22 Juniata 76-61 W

D 26 @ Temple\* 48-50 L

D 29 Southern Illinois<sup>2</sup> 76-80 (OT) L

D 30 Gonzaga<sup>2</sup> 63-71 L

J 5 Massachusetts\* 107-79 W

J 7 @ St. Joseph's\* 78-67 W

J 12 George Washington\* 79-53 W

J 16 @ Duquesne\* 82-73 W

J 19 Temple\* 65-76 L

J 22 @ Rhode Island\* 96-80 W

J 24 @ St. Bonaventure\* 93-94 L

J 26 St. Joseph's\* 80-78 W

J 28 Rhode Island\* 68-62 W

F 2 @ Rutgers\* 83-87 (OT) L

F 4 @ Geo. Washington\* 89-73 W

F 6 Lehigh 66-64 W

F 11 @ 15 West Virginia\* 67-100 L

F 13 Rutgers\* 93-65 W

F 18 St. Bonaventure\* 95-58 W

F 23 @ Massachusetts\* 90-71 W

F 26 Duquesne\* 91-78 W

M 1 15 West Virginia\* 61-71 L

## ATLANTIC 10 TOURNAMENT

M 5 Rhode Island<sup>3</sup> 84-68 W

M 6 15 West Virginia<sup>3</sup> 86-64 W

## ATLANTIC 10 CHAMPIONSHIP

M 9 @ Rutgers 66-70 L

## NATIONAL INVITATION TOURNAMENT

M15 Murray State 89-73 W

M20 @ Villanova 67-76 L

\*Atlantic 10 Conference game

1 - Cougar Classic (Provo, Utah)

2 - Cowboy Shootout (Laramie, Wyo.)

3 - The Palestra (Philadelphia, Pa.)

1989-90 (25-9 OVERALL, 13-5 A10)

**Captains:** E. Fogell, R. Henderson & D.

Ricks **Starters:** Ed Fogell (15.3), James

Barnes (11.5), Freddie Barnes (10.6),

DeRon Hayes (9.6), Monroe Brown (8.2),

**Subs:** David Degitz (4.1), Michael

Jennings (2.9), C.J. Johnson (2.7), Eric

Carr (2.2), Darrell Ricks (2.0)

N 25 Juniata 64-26 W

N 30 Vermont 82-57 W

D 2 BYU 82-72 W

D 5 George Mason 71-69 W

D 9 23 Temple\* 61-59 W

D 21 UAB<sup>1</sup> 57-80 L

D 22 Southwest Texas St.<sup>1</sup> 62-37 W

D 28 21 Arizona<sup>2</sup> 55-74 L

D 30 Wake Forest<sup>2</sup> 67-63 W

J 3 @ Rhode Island\* 61-71 L

J 6 @ Massachusetts\* 52-64 L

J 13 St. Bonaventure\* 93-61 W

J 15 @ Duquesne\* 64-56 W

J 18 Massachusetts\* 74-71 W

J 21 @ Rutgers\* 59-61 L

J 23 @ St. Bonaventure\* 73-59 W

J 27 George Washington\* 77-69 W

F 3 St. Joseph's\* 92-70 W

F 5 @ Lehigh 64-60 W

F 8 Rhode Island\* 74-67 W

F 11 @ St. Joseph's\* 61-53 W

F 13 @ Temple\* 53-61 L

F 15 Rutgers\* 80-69 W

F 17 @ George Washington\* 72-64 W

F 22 West Virginia\* 64-61 W

F 25 @ West Virginia\* 71-79 (ot) L

F 28 Duquesne\* 76-58 W

## ATLANTIC 10 TOURNAMENT

M 4 George Washington<sup>3</sup> 83-72 W

M 5 Massachusetts<sup>3</sup> 59-64 L

## NATIONAL INVITATION TOURNAMENT

M14 Marquette 57-54 W

M19 Maryland 80-78 W

# ALL-TIME RESULTS

M 21 @ Rutgers	58-55	W
M 26 Vanderbilt <sup>4</sup>	62-75	L
M 28 New Mexico <sup>4</sup>	83-81 (OT)	W
*Atlantic 10 Conference game		
1 - UAB Blazer Classic (Birmingham, Ala.)		
2 - Fiesta Bowl Classic (Tucson, Ariz.)		
3 - The Palestra (Philadelphia, Pa.)		
4 - Madison Square Garden (NYC)		

## 1990-91 (21-11 OVERALL, 10-8 A10)

### ATLANTIC 10 CHAMPIONS

**Captain:** James Barnes

**Starters:** DeRon Hayes (15.0), James Barnes (12.8), Freddie Barnes (12.4), Monroe Brown (9.8), David Degitz (9.3)

**Subs:** C.J. Johnson (6.4), Michael Jennings (3.8), Jon Dietz (2.9), Elton Carter (1.6)

N 24 Drexel	86-83	W
N 27 Miami (Fla.)	93-67	W
N 30 Delaware St. <sup>1</sup>	88-70	W
D 1 @ Baylor <sup>1</sup>	70-72	L
D 5 Illinois	78-68	W
D 8 Marshall	79-72	W
D 18 @ Temple*	63-67	L
D 28 Brown <sup>2</sup>	79-60	W
D 29 @ South Florida <sup>3</sup>	56-60	L
J 3 Massachusetts*	65-64	W
J 5 @ Rhode Island*	65-75	L
J 8 @ St. Bonaventure*	89-54	W
J 10 West Virginia*	90-88	W
J 12 Duquesne*	75-60	W
J 17 Rhode Island*	83-65	W
J 19 @ Duquesne*	81-87 (OT)	L
J 25 @ Miami (Fla.)	69-57	W
J 28 Rutgers*	78-79	L
J 31 @ West Virginia*	66-63	W
F 3 @ George Washington*	70-83	L
F 6 St. Bonaventure*	78-51	W
F 9 St. Josephs*	84-68	W
F 13 Temple*	59-69	L
F 16 @ Massachusetts*	64-73	L
F 18 George Washington*	69-65	W
F 21 @ St. Josephs*	71-67	W
F 27 @ Rutgers*	70-92	L

### ATLANTIC 10 TOURNAMENT

M 3 Duquesne <sup>3</sup>	83-64	W
M 4 Temple <sup>3</sup>	52-50	W

### ATLANTIC 10 CHAMPIONSHIP

M 7 George Washington	81-75	W
-----------------------	-------	---

### NCAA TOURNAMENT

M 15 16 UCLA <sup>4</sup>	74-69	W
M 17 E. Michigan <sup>4</sup>	68-71 (OT)	L

\*Atlantic 10 Conference game

- 1 - Dr. Pepper Classic; Ferrell Center (Waco, Texas)
- 2 - Tampa Tribune Invite; Sun Dom (Tampa, Fla.)
- 3 - The Palestra (Philadelphia, Pa.)
- 4 - Carrier Dome (Syracuse, N.Y.)

## 1991-92 (21-8 OVERALL)

**Captain:** F. Barnes, M. Brown & D.

Degitz

**Starters:** Monroe Brown (14.6), Freddie Barnes (13.4), DeRon Hayes (13.4), David Degitz (11.7), Eric Carr (5.2)

**Subs:** Matt Gaudio (8.6), Elton Carter (3.8), Brian Anderson (2.9), Greg Bartram (2.0), Steve Wydman (1.5)

N 25 @ Illinois	65-60	W
N 27 Buffalo	89-62	W
D 2 @ American	77-65	W
D 6 St. Francis (N.Y.) <sup>1</sup>	61-51	W
D 7 Marquette <sup>1</sup>	60-56	W
D 14 Bowling Green	51-48	W
D 18 Drexel <sup>2</sup>	80-65	W
D 21 Georgia <sup>3</sup>	54-70	L
D 27 Geo. Washington <sup>4</sup>	57-71	L
D 29 Marshall <sup>4</sup>	78-64	W
J 2 @ 7 Ohio State	63-73	L
J 8 @ James Madison	69-82 (OT)	L
J 11 Morgan State	102-51	W
J 13 Brown	81-59	W
J 16 @ Marshall	67-60	W
J 18 Miami (Ohio)	87-73	W
J 21 @ Butler	74-79	L
J 25 Pennsylvania <sup>5</sup>	86-87 (OT)	L
J 27 Toledo	70-52	W
F 1 UMBC	93-59	W
F 3 Duquesne	69-59	W
F 5 @ Old Dominion	84-79	W
F 9 Temple <sup>3</sup>	72-73 (2OT)	L
F 12 Butler	67-64	W
F 17 Md.-Baltimore Co. <sup>6</sup>	81-77	W
F 20 Lafayette	77-59	W
F 24 Old Dominion	71-51	W
M 2 American	79-73	W

### NATIONAL INVITATION TOURNAMENT

M 18 Pittsburgh	65-67	L
-----------------	-------	---

- 1 - First Bank Classic; Bradley Ctr. (Milwaukee, Wis.)
- 2 - The Palestra (Philadelphia, Pa.)
- 3 - Atlanta Omni
- 4 - Palm Beach Classic (West Palm Beach, Fla.)
- 5 - Hershey, Pa.
- 6 - Baltimore, Md.

## BIG TEN

1992-PRESENT (31 YEARS)

## 1992-93 (7-20 OVERALL, 2-16 BIG)

**Captain:** Eric Carr, Jon Dietz & DeRon Hayes

**Starters:** DeRon Hayes (13.9), John Amaechi (13.8), Greg Bartram (7.9), Michael Jennings (7.8), Eric Carr (4.8)

**Subs:** Rahsaan Carlton (6.6), Jon Dietz (2.3), Michael Joseph (2.1), Steve Wydman (1.9), Elton Carter (1.9)

D 1 @ Duquesne	65-76	L
D 5 Mt. St. Mary's	60-55	W
D 7 @ Miami (Ohio)	68-81	L
D 9 Akron	56-50	W
D 12 James Madison	75-74 (OT)	W
D 21 Drexel	73-64	W
D 23 Temple <sup>1</sup>	61-70	L
D 28 @ Toledo	69-60	W
J 2 @ Bowling Green	65-73	L
J 5 Ohio State*	68-71	L
J 9 @ 5 Indiana*	57-105	L
J 13 Northwestern*	70-68	W
J 16 17 Purdue*	54-61	L
J 21 @ Illinois*	66-82	L
J 30 Wisconsin*	68-75	L
F 3 @ Minnesota*	67-95	L
F 6 @ Ohio State*	59-62	L
F 9 1 Indiana*	84-88 (2OT)	L
F 13 @ Northwestern*	58-67	L
F 17 5 Michigan*	70-80	L
F 20 Illinois*	66-74	L
F 22 18 Iowa* <sup>^</sup>	58-74	L
F 24 @ 18 Iowa*	38-58	L
M 3 @ Wisconsin*	62-58	W
M 6 Minnesota*	41-67	L
M 11 @ 18 Purdue*	49-57	L
M 13 @ Michigan St.*	53-70	L

\*Big Ten Conference game

1 - Hershey, Pa.

<sup>^</sup>Game originally scheduled for 1/23/1993.

## 1993-94 (13-14 OVERALL, 6-12 BIG)

**Captain:** John Amaechi, Matt Gaudio, & Steve Wydman

**Starters:** John Amaechi (16.9), Dan Earl (8.4), Michael Jennings (6.8), Greg Bartram (6.4), Phil Williams (5.4);

**Subs:** Rahsaan Carlton (10.1), Matt Gaudio (9.4), Steve Wydman (4.7), Donovan Williams (3.4), Michael Joseph (1.6)

N 26 @ 24 Vanderbilt	60-83	L
N 29 Vermont	80-72	W
D 4 Duquesne	96-64	W
D 8 @ Akron	71-43	W
D 11 Columbia	76-43	W
D 20 UMES	81-54	W

# ALL-TIME RESULTS

D 22 Bethune-Cookman	88-69	W
D 28 Coll. of Charleston <sup>1</sup>	65-71	L
D 29 Delaware State <sup>1</sup>	64-53	W
J 6 15 Wisconsin*	56-71	L
J 8 @ 14 Indiana	72-80	L
J 15 18 Minnesota*	78-67	W
J 19 @ Ohio State*	57-79	L
J 22 @ Iowa*	70-81	L
J 27 7 Purdue*	71-68	W
J 29 @ Northwestern*	80-75	W
F 2 Illinois*	65-83	L
F 5 14 Indiana*	66-76	L
F 9 @ 21 Wisconsin*	64-77	L
F 16 @ 20 Minnesota*	66-94	L
F 19 Ohio State*	57-60	L
F 23 Iowa*	89-80	W
F 26 @ 14 Purdue*	66-71	L
M 2 Northwestern*	73-71	W
M 5 @ Illinois*	59-84	L
M 9 @ 8 Michigan*	72-81	L
M 12 Michigan St.*	71-70	W

\*Big Ten Conference game

1 - Lowcountry Classic; N. Charleston Coliseum (Charleston, S.C.)

## 1994-95 (21-11 OVERALL, 9-9 B1G)

**Captain:** John Amaechi

**Starters:** John Amaechi (16.1), Glenn Sekunda (12.8), Dan Earl (9.3), Rahsaan Carlton (8.6), Donovan Williams (4.6)

**Subs:** Pete Lisicky (9.7), Greg Bartram (4.2), Phil Williams (3.5), Michael Joseph (1.2)

N 25 Mount St. Mary's	90-60	W
N 30 @ Duquesne	70-69	W
D 3 Vanderbilt	95-73	W
D 6 UMEs	86-55	W
D 8 Bucknell	78-55	W
D 10 Central Conn. State	85-62	W
D 22 Akron	80-45	W
D 28 Texas Tech <sup>1</sup>	61-67	L
D 30 Richmond <sup>1</sup>	66-53	W
J 4 @ Minnesota*	67-69	L
J 8 Michigan*	73-63	W
J 14 @ Ohio State*	78-64	W
J 18 Indiana*	69-71	L
J 21 Northwestern*	79-51	W
J 26 @ Wisconsin*	78-67	W
J 28 Purdue*	62-65	L
F 2 @ 9 Michigan St.*	62-82	L
F 4 Iowa*	74-64	W
F 8 @ Illinois*	58-67	L
F 11 7 Michigan St.*	53-68	L
F 15 @ 25 Purdue*	51-71	L
F 18 Wisconsin*	74-67	W
F 22 @ Northwestern*	89-59	W
F 25 @ Indiana*	60-73	L
M 1 Ohio State*	75-68	W
M 8 @ Michigan*	60-67	L
M 11 Minnesota*	69-60	W

## NATIONAL INVITATION TOURNAMENT

M 15 Miami (Fla.)	62-56	W
M 21 @ Nebraska	65-59	W
M 23 @ Iowa	67-64	W
M 27 Marquette <sup>2</sup>	79-87	L
M 29 Canisius <sup>2</sup>	66-62	W

\*Big Ten Conference game

1 - Palm Beach Classic (W. Palm Beach, Fla.)

2 - Madison Square Garden (NYC)

## ▶ COACH JERRY DUNN

(1996-2003)

117-121 OVERALL | 8 SEASONS

## 1995-96 (21-7 OVERALL, 12-6 B1G)

*Final Season Rank: No. 18 (Associated Press)*

**Captains:** R. Carlton, D. Earl, M. Gaudio

**Starters:** Pete Lisicky (13.3), Matt Gaudio (13.1), Glenn Sekunda (13.0), Dan Earl (11.7), Calvin Booth (9.3)

**Subs:** Donovan Williams (4.0), Phil Williams (3.5), Jarrett Stephens (3.3), Damien McKnight (2.2), Jeremy Metzger (1.9)

N 25 Morgan State	90-65	W
N 27 Vermont	99-61	W
N 30 VMI	99-73	W
D 2 @ Tennessee	69-57	W
D 9 Pennsylvania <sup>1</sup>	88-61	W
D 17 Tenn.-Chattanooga	81-48	W
D 22 Bucknell	85-54	W
D 29 Santa Clara <sup>2</sup>	70-49	W
D 30 Bradley <sup>2</sup>	75-72	W
J 3 @ Ohio State*	72-69	W
J 7 Wisconsin*	79-50	W
J 11 Minnesota (BJC)*	76-61	W
J 13 @ Northwestern*	83-74 (OT)	W
J 21 @ 20 Michigan*	66-67	L
J 24 19 Purdue*	87-77	W
J 27 Indiana*	82-68	W
J 31 @ Michigan St.*	58-61	L
F 3 @ 16 Iowa*	95-87 (OT)	W
F 8 Illinois*	61-58	W
F 10 Michigan St.*	54-50	W
F 14 @ Indiana*	54-72	L
F 17 @ 11 Purdue*	49-66	L
F 22 Michigan*	67-57	W
F 28 Northwestern*	78-62	W
M 2 @ Minnesota*	60-65	L
M 6 @ Wisconsin*	52-54	L
M 9 Ohio State*	86-70	W

## NCAA TOURNAMENT

M 14 Arkansas <sup>3</sup>	80-86	L
----------------------------	-------	---

\*Big Ten Conference game

1 - Atlantic City Conv. Ctr. (Atlantic City, N.J.)

2 - San Jose Arena (San Jose, Calif.)

3 - Providence Civic Ctr. (Providence, R.I.)

## 1996-97 (10-17 OVERALL, 3-15 B1G)

**Captains:** None

**Starters:** Pete Lisicky (16.3), Calvin Booth (8.7), Ryan Bailey (8.4), Jarrett Stephens (7.3), Rahsaan Carlton (7.5)

**Subs:** Phil Williams (6.0), Greg

Stevenson (3.4)

N 23 Mount St. Mary's	64-57	W
N 25 @ NC State	41-44	L
N 30 Loyola (Md.)	70-55	W
D 3 @ Tenn.-Chattanooga	73-63	W
D 7 Tennessee	42-41 (OT)	W
D 18 Bradley	61-57	W
D 20 California <sup>1</sup>	63-76	L
D 22 Bucknell	76-59	W
D 27 BYU	75-53	W
J 4 Iowa*	57-69	L
J 8 @ Ohio State*	62-70	L
J 11 @ 25 Illinois*	70-85	L
J 15 Michigan St.*	58-69	L
J 18 @ Wisconsin*	45-64	L
J 22 @ Northwestern*	71-69	W
J 26 21 Indiana*	55-70	L
J 28 16 Michigan*	59-67	L
F 1 Purdue*	62-67	L
F 5 @ 4 Minnesota*	70-85	L
F 8 @ 13 Michigan*	64-81	L
F 11 @ Indiana*	57-81	L
F 15 Northwestern*	61-55	W
F 18 Wisconsin*	45-49	L
F 22 @ Michigan St.*	57-71	L
F 25 24 Illinois*	65-87	L
M 1 Ohio State*	56-55	W
M 5 @ Iowa*	55-81	L

\*Big Ten Conference game

1 - Continental Airlines Arena (Meadowlands, N.J.)

## 1997-98 (19-13 OVERALL, 8-8 B1G)

**Captains:** P. Lisicky, D. Earl, C. Booth

**Starters:** Pete Lisicky (15.6), Joe Crispin (9.6), Calvin Booth (11.8), Titus Ivory (5.4), Carl Jackson (1.8), Jarrett Stephens (13.9)

**Subs:** Greg Stevenson (4.2), Greg Grays (6.0), Gyasi Cline-Heard (3.0), Scott Witkowski (0.6)

N 21 Monmouth	73-42	W
N 24 @ Loyola (Md.)	90-82	W
N 29 NC State	61-57	W
D 2 @ BYU	80-50	W
D 6 Lehigh	93-50	W
D 8 George Mason	85-46	W
D 14 @ VMI	68-71	L
D 20 Bucknell	91-75	W
D 27 @ UTEP <sup>1</sup>	60-79	L
D 28 vs. Mississippi State <sup>1</sup>	57-58	L
J 3 @ 18 Michigan*	75-92	L
J 7 @ 9 Purdue*	55-77	L

# ALL-TIME RESULTS

J 10 Minnesota*	75-68 W
J 14 @ Wisconsin*	57-76 L
J 22 Northwestern*	83-45 W
J 24 @ Michigan St.*	59-71 L
J 28 16 Iowa*	67-65 W
J 31 Illinois*	71-77 L
F 4 @ Indiana*	76-95 L
F 8 @ Northwestern*	69-68 (OT) W
F 14 Wisconsin*	75-69 W
F 16 Ohio State*	90-81 W
F 18 @ Minnesota*	77-82 L
F 21 5 Purdue*	74-63 W
F 25 21 Michigan*	61-77 L
F 28 @ Ohio State*	89-85 (OT) W

## BIG TEN TOURNAMENT

M 5 vs. Wisconsin <sup>2</sup>	51-52 L
--------------------------------	---------

## NATIONAL INVITATION TOURNAMENT

M 11 Rider	82-68 W
M 16 @ Dayton	77-74 W
M 18 @ Georgia Tech	75-70 W
M 24 vs. Georgia <sup>3</sup>	66-60 W
M 26 vs. Minnesota <sup>3</sup>	72-79 L

\*Big Ten Conference game

1 - Special Events Center (El Paso, Texas)

2 - United Center (Chicago, Ill.)

3 - Madison Square Garden (NYC)

1998-99 (13-14 OVERALL, 5-11 BIG)

**Captains:** D. Earl, C. Booth

**Starters:** Calvin Booth (15.3), Joe Crispin (14.3), Dan Earl (13.4), Titus Ivory (8.3), Gyasi Cline-Heard (7.6), Carl Jackson (1.9) **Subs:** Greg Grays (6.0), Tyler Smith (1.0), Scott Witkowski (0.7)

N 16 WMI	90-66 W
N 20 @ Ohio State	62-70 L
N 23 Lehigh	74-48 W
N 28 @ George Mason	74-60 W
D 1 10 Temple	65-64 W
D 5 Villanova	70-53 W
D 9 @ Bradley	54-63 L
D 12 Penn	71-55 W
D 21 Bucknell	62-58 W
D 28 FIU <sup>1</sup>	67-85 L
D 30 Holy Cross <sup>1</sup>	73-52 W
J 2 Michigan*	70-52 W
J 6 9 Purdue*	67-70 L
J 9 @ 16 Minnesota*	60-75 L
J 13 17 Wisconsin*	58-61 L
J 20 @ Northwestern*	60-62 (OT) L
J 23 @ Illinois*	65-61 W
J 27 @ 16 Iowa*	74-84 L
J 31 20 Indiana*	95-98 (20T) L
F 2 8 Michigan St.*	68-70 L
F 6 Northwestern*	67-71 L
F 13 @ 15 Wisconsin*	63-73 L
F 17 Minnesota*	63-69 L
F 20 @ 17 Purdue*	78-70 W
F 24 @ Michigan*	78-72 W
F 27 10 Ohio State*	98-85 (OT) W

## BIG TEN TOURNAMENT

M 4 vs. Northwestern <sup>2</sup>	44-54 L
-----------------------------------	---------

\*Big Ten Conference game

1 - Fiesta Bowl Classic; McKale Center (Tucson, Ariz.)

2 - United Center (Chicago, Ill.)

1999-2000

(19-16 OVERALL, 5-11 BIG)

**Captains:** J. Stephens & T. Ivory

**Starters:** Jarrett Stephens (18.8), Joe Crispin (18.5), Titus Ivory (12.7), Jon Crispin (9.3), Carl Jackson (2.5)

**Subs:** Gyasi Cline-Heard (6.7), Tyler Smith (2.9), Brandon Watkins (2.1)

N 22 Lehigh	69-56 W
N 24 Loyola (Md.)	82-67 W
N 27 Boston College	85-57 W
D 1 Clemson <sup>1</sup>	85-75 W
D 4 @ Penn	59-56 W
D 8 George Mason	67-54 W
D 11 @ Villanova <sup>2</sup>	61-73 L
D 19 Bucknell	67-63 W
D 22 @ 19 Temple	51-66 L
D 28 vs. Manhattan <sup>3</sup>	83-77 W
D 29 @ Arizona State <sup>3</sup>	85-93 L
J 5 @ 11 Michigan St.*	63-76 L
J 8 10 Indiana*	78-85 L
J 13 @ Northwestern*	82-49 W
J 15 Iowa*	73-61 W
J 19 Wisconsin*	76-61 W
J 22 @ Illinois*	76-87 L
J 26 Minnesota*	80-72 W
F 2 @ 11 Indiana*	77-87 L
F 6 Illinois*	50-51 L
F 12 @ 5 Ohio State*	75-88 L
F 16 Northwestern*	73-64 W
F 19 @ Michigan*	87-89 (OT) L
F 23 5 Michigan St.*	63-79 L
F 27 @ 21 Purdue*	71-88 L
M 1 6 Ohio State*	73-79 L
M 4 @ Iowa*	83-86 L

## BIG TEN TOURNAMENT

M 9 vs. Michigan <sup>4</sup>	76-66 W
M 10 vs. 4 Ohio St. <sup>4</sup>	71-66 W
M 11 vs. 25 Illinois <sup>4</sup>	84-94 L

## NATIONAL INVITATION TOURNAMENT

M 15 Princeton	55-41 W
M 20 Siena	105-103 W
M 22 Kent State	81-74 W
M 28 vs. Notre Dame <sup>5</sup>	52-73 L
M 30 vs. NC State <sup>5</sup>	74-72 W

\*Big Ten Conference game

1 - BIG/ACC Challenge

2 - First Union Center (Philadelphia, Pa.)

3 - Wells Fargo Arena (Tempe, Ariz.)

4 - United Center (Chicago, Ill.)

5 - Madison Square Garden (NYC)

2000-01 (21-12 OVERALL, 7-9 BIG)

## NCAA SWEET 16

*Final Season Rank: No. 25 (Coaches Poll)*

**Captains:** J. Crispin & T. Ivory

**Starters:** Joe Crispin (19.5), Gyasi Cline-Heard (16.0), Titus Ivory (15.8), Tyler Smith (7.6), Jon Crispin (7.2)

**Subs:** Brandon Watkins (3.2), Marcus Banta (1.7), Jamaal Tate (2.4), Ndu Vossekuil (1.0), Scott Witkowski (0.2)

N 22 Loyola (Md.)	87-58 W
N 25 @ 22 Kentucky	73-68 W
N 29 @ NC State <sup>1</sup>	76-84 L
D 2 Pennsylvania	84-74 W
D 6 Pittsburgh	88-74 W
D 9 Temple	66-60 W
D 18 Wagner	100-91 W
D 22 Bucknell	82-72 W
D 26 vs. Princeton <sup>2</sup>	65-52 W
D 27 vs. Hofstra <sup>2</sup>	74-71 W
J 3 @ 1 Michigan St.*	73-98 L
J 6 Iowa*	85-86 L
J 10 @ Ohio State*	78-75 W
J 13 Northwestern*	73-66 W
J 17 @ Indiana*	69-77 L
J 20 11 @ Illinois*	60-92 L
J 23 @ Yale	90-75 W
J 27 @ 15 Wisconsin*	58-63 L
J 31 6 Illinois*	98-95 (OT) W
F 3 Indiana*	78-85 (OT) L
F 7 Michigan*	77-66 W
F 14 @ Minnesota*	82-62 W
F 17 Purdue*	92-71 W
F 21 @ Northwestern*	61-62 L
F 24 5 Michigan St.*	57-76 L
M 1 @ Iowa*	78-73 W
M 3 Ohio State*	87-93 L

## BIG TEN TOURNAMENT

M 8 vs. Michigan <sup>3</sup>	82-80 W
M 9 vs. 2 Michigan St. <sup>3</sup>	65-63 W
M 10 vs. Iowa <sup>3</sup>	74-94 L

## NCAA TOURNAMENT

M 16 vs. Providence <sup>4</sup>	69-59 W
M 18 vs. 6 North Carolina <sup>4</sup>	82-74 W

## NCAA REGIONALS

M 23 vs. Temple <sup>5</sup>	72-84 L
------------------------------	---------

\*Big Ten Conference game

1 - BIG/ACC Challenge

2 - ECAC Holiday Classic  
Madison Square Garden (NYC)

3 - United Center (Chicago, Ill.)

4 - The Superdome (New Orleans, La.)

5 - The Georgia Dome (Atlanta, Ga.)

# ALL-TIME RESULTS

2001-02 (7-21 OVERALL, 3-13 B1G)

**Captains:** T. Smith & K. Krimmel

**Starters:** Sharif Chambliss (14.6), Brandon Watkins (13.3), Tyler Smith (12.0), Jan Jagla (7.4 ppg), Jamaal Tate (6.5)

**Subs:** Daren Tielsch (4.0), Ndu Egekeze (2.8), B.J. Vossekuil (1.6), Ken Krimmel (1.6), Kevin Fellows (1.0), Stephan Bekale (0.7), Jason McDougald (0.6), Sam Crenshaw (0.4)

N 18 Yale	74-87	L
N 21 Lafayette	75-66	W
N 24 @ 17 Boston College	65-88	L
N 28 Clemson <sup>1</sup>	66-79	L
D 1 @ Temple	63-75	L
D 5 Lehigh	61-48	W
D 8 @ Pittsburgh	53-83	L
D 19 James Madison	69-85	L
D 22 Bucknell	78-57	W
D 28 vs. Coppin State <sup>2</sup>	66-49	W
D 29 @ California <sup>3</sup>	73-76	L
J 2 @ Michigan*	63-67	L
J 5 @ Indiana*	54-61	L
J 9 Wisconsin*	51-49	W
J 16 @ Ohio State*	57-76	L
J 19 Michigan St.*	65-77	L
J 23 Indiana*	51-85	L
J 26 @ Wisconsin*	63-66	L
J 30 @ Minnesota*	70-94	L
F 2 @ Iowa*	64-81	L
F 6 Purdue*	81-68	W
F 9 @ Michigan*	58-65	L
F 13 Iowa*	71-65	W
F 16 Northwestern*	49-55	L
F 20 @ 16 Illinois*	56-83	L
F 23 Minnesota*	64-68	L
M 2 @ Purdue*	57-92	L
<b>BIG TEN TOURNAMENT</b>		
M 7 vs. Minnesota <sup>3</sup>	60-84	L

\*Big Ten Conference game

1 - B1G/ACC Challenge, Civic Center of Anderson, (Anderson, S.C.)

2 - Golden Bear Classic Haas Pavilion (Berkeley, Calif.)

3 - Consecro Fieldhouse (Indianapolis, Ind.)

2002-03 (7-21 OVERALL, 2-14 B1G)

**Captains:** B. Watkins & N. Egekeze

**Starters:** Sharif Chambliss (14.7), Brandon Watkins (13.7), Jan Jagla (9.3), Robert Summers (3.9), DeForrest Riley (7.9) **Subs:** Aaron Johnson (8.3), B.J. Vossekuil (0.8), Ndu Egekeze (2.5), Kevin Fellows (1.0), Jason McDougald (2.2), Brandon Cameron (1.7)

N 18 @ North Carolina <sup>1</sup>	55-85	L
N 23 @ Penn	37-62	L
D 1 Yale	68-84	L
D 3 @ Clemson <sup>2</sup>	70-79	L
D 7 5 Pittsburgh	60-82	L
D 11 Temple	63-65	L
D 14 Northeastern	79-67	W
D 20 Bucknell	59-55	W
D 28 St. Francis (Pa.)	74-55	W
J 2 Robert Morris	76-59	W
J 4 Buffalo	68-60	W
J 8 @ 15 Indiana*	65-78	L
J 11 @ Michigan*	53-66	L
J 18 Purdue*	78-82	L
J 22 @ Michigan St.*	36-70	L
J 25 18 Illinois*	63-75	L
J 29 Minnesota*	75-76	L
F 1 @ Wisconsin*	55-86	L
F 5 Iowa*	55-75	L
F 12 Ohio State*	67-76	L
F 15 @ Iowa*	71-84	L
F 19 Wisconsin*	58-57	W
F 22 @ Minnesota*	62-77	L
F 26 @ Purdue*	55-79	L
M 1 @ Northwestern*	79-85 (2OT)	L
M 5 Michigan*	62-78	L
M 8 Indiana*	74-66	W
<b>BIG TEN TOURNAMENT</b>		
M 13 vs. Indiana <sup>3</sup>	49-77	L

\*Big Ten Conference game

1 - Preseason NIT

2 - B1G/ACC Challenge

3 - United Center (Chicago, Ill.)

▶ **COACH ED DECHELLIS**  
(2003-11)

114-138 OVERALL | 8 SEASONS

2003-04 (9-19 OVERALL, 3-13 B1G)

**Captains:** N. Egekeze

**Starters:** Marlon Smith (13.4), Jan Jagla (13.4), Aaron Johnson (9.7), Ben Luber (6.8), Rob Summers (3.8)

**Subs:** Ndu Egekeze (6.2), Jason McDougald (0.8), Kevin Fellows (0.6), Rob Fletcher (0.5), Dan Adler (0.2)

N 23 Georgetown	78-79	L
N 26 St. Francis (Pa.)	67-58	W
N 29 @ Buffalo	67-64	W
D 3 Cleveland State	73-62	W
D 6 @ 22 Pittsburgh	37-64	L
D 10 Rutgers	47-60	L
D 13 @ Temple	56-67	L
D 20 St. Francis (N.Y.)	68-64	W
D 28 vs. Arkansas State <sup>1</sup>	73-61	W
D 29 @ New Mexico <sup>1</sup>	63-82	L
J 3 Bucknell	58-46	W
J 7 Minnesota*	75-72	W
J 10 Ohio State*	64-47	W
J 14 @ Michigan St.*	58-76	L
J 21 @ Illinois*	37-80	L
J 24 Michigan*	59-69	L
J 28 Northwestern*	63-61 (OT)	W
J 31 @ Iowa*	58-77	L
F 4 Purdue*	47-62	L
F 11 Indiana*	56-75	L
F 14 @ Northwestern*	52-65	L
F 18 @ Michigan*	53-76	L
F 21 Illinois*	58-66	L
F 25 @ 22 Wisconsin*	45-68	L
F 28 Michigan St.*	42-67	L
M 3 @ Ohio State*	64-71	L
M 6 @ Minnesota*	62-78	L
<b>BIG TEN TOURNAMENT</b>		
M 11 vs. Northwestern <sup>2</sup>	52-57	L

\*Big Ten Conference game

1 - Comcast Lobo Invitational The Pit (Albuquerque, N.M.)

2 - Consecro Fieldhouse (Indianapolis, Ind.)

# ALL-TIME RESULTS

2004-05 (7-23 OVERALL, 1-15 B1G)

**Captains:** K. Fellows & J. McDougald

**Starters:** Geary Claxton (12.7), Aaron Johnson (11.8), Travis Parker (11.4), Danny Morrissey (7.7), Ben Luber (6.1), Mike Walker (6.3)

**Subs:** Brandon Hassell (1.7), Kevin Fellows (0.6), Jason McDougald (1.4), Marlon Smith (11.8)

N 14 vs. Illinois State <sup>1</sup>	73-82	L
N 15 vs. Western Carolina <sup>1</sup>	78-63	W
N 16 vs. S.C. State <sup>1</sup>	43-63	L
N 19 Lehigh	73-64	W
N 27 Sacred Heart	69-61	W
D 1 @ Rutgers	83-80	W
D 3 Lock Haven	94-46	W
D 6 @ Georgetown	53-66	L
D 11 11 Pittsburgh	71-84	L
D 21 Buffalo	70-72	L
D 28 vs. Valparaiso <sup>2</sup>	56-69	L
D 29 vs. Long Island <sup>2</sup>	80-56	W
J 2 Texas A&M	60-62	L
J 5 20 Michigan St.*	58-84	L
J 8 @ Minnesota*	62-83	L
J 12 @ 1 Illinois*	64-90	L
J 15 Michigan*	62-66	L
J 22 Northwestern*	65-62	W
J 26 @ Ohio State*	62-68	L
J 29 18 Wisconsin*	50-76	L
F 2 @ Indiana*	63-68	L
F 9 @ Purdue*	50-77	L
F 12 Ohio State*	56-66	L
F 16 1 Illinois*	63-83	L
F 19 @ Northwestern*	39-54	L
F 23 @ Michigan*	48-63	L
F 26 Iowa*	56-78	L
M 2 Minnesota*	69-73	L
M 5 @ 14 Michigan St.*	64-90	L
<b>BIG TEN TOURNAMENT</b>		
M 10 vs. Ohio State <sup>3</sup>	69-72	L

\*Big Ten Conference game

- 1 - Black Coaches Association Classic Bradley Center (Milwaukee, Wis.)
- 2 - ASU / azcentral.com Hoops Classic Wells Fargo Arena (Tempe, Ariz.)
- 3 - United Center (Chicago, Ill.)

2005-06 (15-15 OVERALL, 6-10 B1G)

**Captains:** None

**Starters:** Geary Claxton (15.2), Travis Parker (12.2), Jamelle Cornley (11.4), Ben Luber (7.5), Mooch Jackson (6.7)

**Subs:** Mike Walker (6.7), Milos Bogetic (3.7), Cilk McSweeney (2.4), Brandon Hassell (1.7), Joonas Suotamo (0.5), Nikola Obradovic (0.4)

N 19 Cornell	66-54	W
N 23 Nicholls State	93-56	W
N 26 Long Island	80-64	W
N 29 Clemson <sup>1</sup>	88-96	L
D 3 @ Texas A&M	55-60	L
D 7 Kansas City	75-71	W
D 10 @ Pittsburgh	54-91	L
D 18 St. Francis (Pa.)	88-74	W
D 20 New Hampshire	75-51	W
D 28 Purdue-Fort Wayne	74-59	W
D 31 Mount St. Mary's	65-53	W
J 5 @ 18 Ohio State*	69-104	L
J 14 Iowa*	76-80	L
J 18 Purdue*	74-54	W
J 21 19 Ohio St.*	64-75	L
J 25 @ 23 Wisconsin*	43-72	L
J 28 @ 11 Michigan St.*	60-69	L
F 1 21 Michigan*	65-71	L
F 4 @ 6 Illinois*	66-65	W
F 8 Minnesota*	66-77	L
F 11 Wisconsin*	62-82	L
F 15 Indiana*	71-68	W
F 18 @ Purdue*	69-61	W
F 22 @ Indiana*	65-69	L
F 25 Northwestern*	68-55	W
M 1 @ 23 Iowa*	38-65	L
<b>BIG TEN TOURNAMENT</b>		
M 9 vs. Northwestern <sup>2</sup>	60-42	W
M 10 vs. 6 Ohio St. <sup>2</sup>	56-63	L
<b>NATIONAL INVITATION TOURNAMENT</b>		
M 14 vs. Rutgers	71-76	L

\*Big Ten Conference game

- 1 - B1G/ACC Challenge
- 2 - Conesco Fieldhouse (Indianapolis, Ind.)

2006-07 (11-19 OVERALL, 2-14 B1G)

**Captains:** None

**Starters:** Geary Claxton (16.3), Jamelle Cornley (13.5), Danny Morrissey (9.6), Mooch Jackson (6.6), Brandon Hassell (5.6), Ben Luber (5.2)

**Subs:** Mike Walker (6.3), Milos Bogetic (4.1), Joonas Suotamo (0.9)

N 10 Morehead State	63-46	W
N 13 UNC Greensboro	69-56	W
N 17 Stony Brook	51-59	L
N 21 Bucknell	63-60 (OT)	W
N 25 St. Joseph's	65-61	W
N 28 @ 21 Georgia Tech <sup>1</sup>	73-77	L
D 2 Morgan State	80-71	W
D 6 Hartford	56-55	W
D 9 @ Seton Hall	59-69	L
D 13 Long Island	66-45	W
D 16 SE Louisiana	66-69	L
D 23 Maine	75-42	W
D 30 VMI	129-111	W
J 3 Northwestern*	83-57	W
J 6 @ Purdue*	60-64	L
J 13 Indiana*	74-84	L
J 17 @ Michigan*	57-77	L
J 20 Michigan St.*	64-91	L
J 24 at Iowa*	63-79	L
J 27 @ Minnesota*	60-65	L
F 3 Purdue*	59-69	L
F 7 4 Wisconsin*	58-71	L
F 10 @ Northwestern*	51-53	L
F 14 2 Ohio State*	62-64	L
F 17 @ 3 Wisconsin*	49-75	L
F 21 @ 2 Ohio State*	60-68	L
F 24 Illinois*	50-68	L
F 28 Iowa*	74-72	W
M 3 @ Indiana*	63-94	L
<b>BIG TEN TOURNAMENT</b>		
M 8 vs. Illinois <sup>2</sup>	60-66	L

\*Big Ten Conference game

- 1 - B1G/ACC Challenge
- 2 - United Center (Chicago, Ill.)



# ALL-TIME RESULTS

2007-08 (15-16 OVERALL, 7-11 B1G)

**Captains:** None

**Starters:** Geary Claxton (17.5), Jamelle Cornley (12.1), Tolor Battle (10.2), Danny Morrissey (7.6), Stanley Pringle (6.9), Andrew Jones (4.0)

**Subs:** David Jackson (5.8), Mike Walker (5.5), Jeff Brooks (3.1), Brandon Hassell (2.8), Schyler King (1.0)

N 12 St. Francis (Pa.)	74-64	W
N 16 Canisius	93-40	W
N 22 vs. South Carolina <sup>1</sup>	67-74	L
N 23 vs. Rider <sup>1</sup>	73-82	L
N 25 vs. UCF <sup>1</sup>	59-70	L
N 28 Virginia Tech <sup>2</sup>	66-61	W
D 1 @ St. Joseph's <sup>3</sup>	67-79	L
D 8 Seton Hall	89-86 (OT)	W
D 12 Princeton	61-38	W
D 15 Denver	60-39	W
D 23 Colgate	66-48	W
D 31 Lehigh	81-68	W
J 2 @ Northwestern*	79-68	W
J 6 @ Illinois*	68-64	W
J 12 Minnesota*	73-76	L
J 15 17 Wisconsin*	55-80	L
J 20 @ 9 Indiana*	65-81	L
J 23 Purdue*	42-64	L
J 26 @ Iowa*	49-64	L
J 29 Ohio State*	56-68	L
F 2 @ 8 Michigan St.*	85-76	W
F 5 @ 24 Purdue*	53-67	L
F 9 @ Michigan*	63-68	L
F 16 Illinois*	52-51	W
F 20 @ 19 Michigan St.*	49-86	L
F 24 @ Minnesota*	68-75	L
F 27 Iowa*	65-64	W
M 1 Michigan*	69-61	W
M 5 @ 10 Wisconsin*	41-77	L
M 9 18 Indiana*	68-64 (OT)	W
<b>BIG TEN TOURNAMENT</b>		
M 13 vs. Illinois <sup>4</sup>	63-64	L

\*Big Ten Conference game

- 1 - Old Spice Classic  
Milk House; Disney's Wide World of Sports (Orlando, Fla.)
- 2 - B1G/ACC Challenge
- 3 - The Palestra (Philadelphia, Pa.)
- 4 - Conesco Fieldhouse (Indianapolis, Ind.)

2008-09 (27-11 OVERALL, 10-8 B1G)

**NIT CHAMPIONS**

**Captains:** Tolor Battle, Jamelle Cornley & Danny Morrissey

**Starters:** Tolor Battle (16.7), Jamelle Cornley (14.4), Stanley Pringle (12.8), Andrew Jones (6.2), David Jackson (4.5)

**Subs:** Danny Morrissey (5.3), Jeff Brooks (3.3), Chris Babb (2.8), Cam Woodyard (2.2), Andrew Ott (1.4)

N 14 William & Mary	65-51	W
N 17 NJIT <sup>1</sup>	74-47	W
N 20 Hartford <sup>1</sup>	89-64	W
N 23 New Hampshire	70-50	W
N 25 @ Pennsylvania	85-73	W
N 28 vs. Rhode Island <sup>2</sup>	72-77	L
N 29 vs. Towson <sup>4</sup>	78-54	W
D 3 @ Georgia Tech <sup>3</sup>	85-83	W
D 6 Temple	59-65	L
D 10 Army	60-45	W
D 13 Mount St. Mary's	61-56	W
D 21 Lafayette	83-55	W
D 23 Sacred Heart	73-65	W
D 31 Northwestern*	61-57	W
J 3 @ Wisconsin*	61-65	L
J 6 14 Purdue*	67-64	W
J 11 @ 22 Minnesota*	59-79	L
J 14 7 Michigan St.*	73-78	L
J 17 @ Indiana*	65-55	W
J 20 Michigan*	73-58	W
J 24 Iowa*	63-59	W
F 1 @ 9 Michigan St.*	72-68	W
F 5 @ Michigan*	51-71	L
F 8 Wisconsin*	44-54	L
F 11 @ 20 Purdue*	47-61	L
F 14 Minnesota*	68-63	W
F 18 @ 18 Illinois*	38-33	W
F 24 @ Ohio State*	59-73	L
F 28 Indiana*	61-58	W
M 5 23 Illinois*	64-63	W
M 7 @ Iowa*	67-75 (2OT)	L
<b>BIG TEN TOURNAMENT</b>		
M 12 vs. Indiana <sup>4</sup>	66-51	W
M 13 vs. 24 Purdue <sup>4</sup>	65-79	L

**BIG TEN TOURNAMENT**

M 12 vs. Indiana <sup>4</sup>	66-51	W
M 13 vs. 24 Purdue <sup>4</sup>	65-79	L

**NATIONAL INVITATION TOURNAMENT**

M 17 vs. George Mason	77-73	ot W
M 19 vs. Rhode Island	83-72	W
M 24 @ Florida	71-62	W
M 31 vs. Notre Dame <sup>5</sup>	67-59	W
A 2 vs. Baylor <sup>3</sup>	69-63	W

\*Big Ten Conference game

- 1 - Philly Hoop Group Classic (University Park, Pa.)
- 2 - Philly Hoop Group Classic (The Palestra)
- 3 - B1G/ACC Challenge
- 4 - Conesco Fieldhouse (Indianapolis, Ind.)
- 5 - Madison Square Garden (New York)

2009-10 (11-20 OVERALL, 3-15 B1G)

**Captains:** Tolor Battle & David Jackson

**Starters:** Tolor Battle (18.5), David Jackson (9.5), Chris Babb (9.3), Jeff Brooks (7.4), Andrew Jones (6.0)

**Subs:** Tim Frazier (5.0), Bill Edwards (4.2), Andrew Ott (3.1), Sasa Borovnjak (1.8) Cam Woodyard (1.7), Adam

Highberger (1.6)		
N 13 Penn	70-55	W
N 16 Robert Morris	80-61	W
N 19 UNC Wilmington <sup>1</sup>	69-80	L
N 20 Tulane <sup>1</sup>	60-63	L
N 21 Davidson <sup>1</sup>	59-57	W
N 25 Sacred Heart	87-75	W
N 30 @ Virginia <sup>2</sup>	69-66	W
D 5 @ Temple	42-45	L
D 8 UMBC	58-42	W
D 12 Virginia Tech	64-66	L
D 19 Gardner-Webb	104-57	W
D 21 American	76-57	W
D 29 @ Minnesota*	70-75	L
J 3 23 Wisconsin*	46-63	L
J 7 Michigan*	55-64	L
J 12 @ Illinois*	53-54	L
J 16 @ Iowa*	64-67	L
J 21 Indiana*	61-67	L
J 24 @ 18 Wisconsin*	71-79 (OT)	L
J 27 Illinois*	67-77	L
J 31 @ 10 Purdue*	46-66	L
F 3 @ 13 Ohio State*	62-75	L
F 6 Minnesota*	64-66	L
F 13 10 Michigan St.*	54-65	L
F 17 @ Northwestern*	81-70	W
F 20 @ Michigan*	55-51	W
F 24 9 Ohio State*	67-75	L
F 28 Northwestern*	79-60	W
M 4 @ 11 Michigan St.*	65-67	L
M 6 7 Purdue*	60-64	L
<b>BIG TEN TOURNAMENT</b>		
M 11 vs. Minnesota <sup>3</sup>	55-76	L

\*Big Ten Conference game

- 1 - Charleston Classic  
Carolina First Arena (Charleston, S.C.)
- 2 - B1G/ACC Challenge
- 3 - Conesco Fieldhouse (Indianapolis, Ind.)

# ALL-TIME RESULTS

2010-11 (19-15 OVERALL, 9-9 BIG)

**Captains:** T. Battle, J. Brooks, D.

Jackson, A. Jones & S. Kirkpatrick

**Starters:** Talar Battle (20.2), Jeff Brooks (13.1), David Jackson (9.9), Tim Frazier (6.3), Andrew Jones (6.0)

**Subs:** J. Marshall (2.5), B. Oliver (2.3), C. Woodyard (1.8), T. Bowman (0.8)

N 12 Lehigh	70-56	W
N 16 Saint Joseph's	66-57	W
N 19 Fairfield	64-49	W
N 22 Central Conn. State	77-61	W
N 26 @ Mississippi	71-84	L
N 28 Furman	70-49	W
D 1 Maryland <sup>1</sup>	39-62	L
D 4 Duquesne	77-73	W
D 7 Mt. St. Mary's	57-53	W
D 12 @ Virginia Tech	69-79	L
D 21 Maine	64-74	L
D 27 @ Indiana*	69-60	W
J 2 @ Michigan*	69-76	L
J 5 11 Purdue*	68-83	L
J 8 18 Michigan St.*	66-62	W
J 11 16 Illinois*	57-55	W
J 15 @ 2 Ohio State*	66-69	L
J 19 @ 14 Purdue*	62-63	L
J 26 Iowa*	65-51	W
J 29 17 Wisconsin*	56-52	W
F 1 @ Illinois*	51-68	L
F 6 Michigan*	62-65	L
F 10 @ Michigan St.*	57-75	L
F 13 Northwestern*	65-41	W
F 17 Minnesota*	66-63	W
F 20 @ 10 Wisconsin*	66-76	L
F 24 @ Northwestern*	66-52	W
M 1 @ Ohio State*	61-82	L
M 6 @ Minnesota*	66-63	W

**BIG TEN TOURNAMENT**

M 10 vs. Indiana <sup>2</sup>	61-55	W
M 11 vs. 13 Wisconsin <sup>2</sup>	36-33	W
M 12 vs. Michigan St. <sup>2</sup>	61-48	W
M 13 vs. 1 Ohio St. <sup>2</sup>	60-71	L

**NCAA TOURNAMENT**

M 17 vs. 24 Temple <sup>3</sup>	64-66	L
---------------------------------	-------	---

\*Big Ten Conference game

- 1 - BIG/ACC Challenge
- 2 - Conesco Fieldhouse (Indianapolis, Ind.)
- 3 - McKale Center (Tucson, Ariz.)

**▶ COACH PATRICK CHAMBERS (2011-2020)**

140-150 OVERALL | 9 SEASONS

2011-12 (12-20 OVERALL, 4-14 BIG)

**Captains:** Tim Frazier, Billy Oliver & Cammeron Woodyard

**Starters:** Tim Frazier (18.8), Jermaine Marshall (10.8), Cammeron Woodyard (8.7), Billy Oliver (6.8), Jon Graham (3.9)  
**Subs:** Trey Lewis (5.6), Ross Travis (4.4), Sasa Borovnjak (4.3), Matt Glover (2.8), Nick Colella (2.7)

N 12 Hartford	70-55	W
N 14 Radford	62-46	W
N 16 Long Island	77-68	W
N 19 2 Kentucky <sup>1</sup>	47-85	L
N 20 South Florida <sup>1</sup>	53-49	W
N 23 Youngstown St.	82-71	W
N 26 @ St. Joseph's	47-65	L
N 30 @ Boston Coll. <sup>2</sup>	62-54	W
D 4 Mississippi	70-72	L
D 7 Lafayette	57-61	L
D 10 @ Duquesne	59-66	L
D 18 Mount St. Mary's	72-43	W
D 21 Cornell	74-67	W
D 29 @ 18 Michigan*	53-71	L
J 1 @ Northwestern*	56-68	L
J 5 Purdue*	65-45	W
J 8 12 Indiana*	82-88	L
J 11 @ Nebraska*	58-70	L
J 15 Minnesota*	66-80	L
J 19 22 Illinois*	54-52	W
J 22 @ 11 Indiana*	54-73	L
J 25 @ 4 Ohio State*	54-78	L
J 31 19 Wisconsin*	46-52	L
F 4 @ Iowa*	64-77	L
F 8 @ 11 Michigan St.*	57-77	L
F 11 Nebraska*	67-51	W
F 16 Iowa*	69-64	W
F 19 @ 15 Wisconsin*	55-65	L
F 25 Northwestern*	66-67	L
F 29 @ Purdue*	56-80	L
M 4 13 Michigan*	65-71	L

**BIG TEN TOURNAMENT**

M 8 vs. 15 Indiana <sup>3</sup>	58-75	L
---------------------------------	-------	---

\*Big Ten Conference game

- 1 - Hall of Fame Tip-Off; Mohegan Sun Arena (Uncasville, Conn.)
- 2 - BIG/ACC Challenge
- 3 - Conesco Fieldhouse (Indianapolis, Ind.)

2012-13 (10-21 OVERALL, 2-16 BIG)

**Captains:** Nick Colella, Jermaine

Marshall, D.J. Newbill

**Starters:** D.J. Newbill (16.3), Jermaine Marshall (15.3), Sasa Borovnjak (7.4), Ross Travis (7.0), Brandon Taylor (5.3)

**Subs:** Nick Colella (4.0), Jon Graham (1.9), Donovan Jack (1.7), Kevin Montminy (0.9), Alan Wisniewski (0.6)

N 9 St. Francis (Pa.)	65-58	W
N 15 6 NC State <sup>1</sup>	55-72	L
N 16 Providence <sup>1</sup>	55-52(OT)	W
N 18 Akron <sup>1</sup>	60-85	L
N 23 Bucknell	60-57	W
N 28 Boston College <sup>2</sup>	61-73	L
D 1 Penn	58-47	L
D 5 @ La Salle	57-82	L
D 8 Army	78-70	W
D 15 Delaware State	80-76(OT)	W
D 23 New Hampshire	72-45	W
D 29 Duquesne	84-74	W
J 3 @ Wisconsin*	51-60	L
J 7 5 Indiana*	51-74	L
J 10 Northwestern*	54-70	L
J 13 @ Purdue*	42-60	L
J 16 18 Michigan St.*	72-81	L
J 19 Nebraska*	64-68	L
J 23 @ 7 Indiana*	49-72	L
J 26 14 Ohio State*	51-65	L
J 31 @ Iowa*	67-76	L
F 5 Purdue*	49-58	L
F 9 @ Nebraska*	53-67	L
F 14 Iowa*	72-74	L
F 17 @ 4 Michigan*	71-79	L
F 21 @ Illinois*	59-64	L
F 27 4 Michigan*	84-78	W
M 2 @ Minnesota*	44-73	L
M 7 @ Northwestern*	66-59	W
M 10 22 Wisconsin*	60-63	L

**BIG TEN TOURNAMENT**

M 14 vs. 6 Michigan <sup>3</sup>	66-83	L
----------------------------------	-------	---

\*Big Ten Conference game

- 1 - Puerto Rico Tip-Off; Coliseo Ruben Rodriguez (Bayamon, P.R.)
- 2 - BIG/ACC Challenge
- 3 - United Center (Chicago, Ill.)

# ALL-TIME RESULTS

## 2013-14 (16-18 OVERALL, 6-12 B1G)

**Captains:** Tim Frazier, D.J. Newbill, Ross Travis

**Starters:** D.J. Newbill (17.8), Tim Frazier (14.9), Brandon Taylor (9.2), Ross Travis (8.4), Donovan Jack (6.2)

**Subs:** John Johnson (6.7), Allen Roberts (5.7), Geno Thorpe (3.2), Graham Woodward (2.8) Jordan Dickerson (1.5), Alan Wisniewski (0.6), Kevin Montminy (0.3)

N 9 Wagner	74-62 W
N 13 Bucknell	80-90 L
N 16 @ Penn	83-71 W
N 19 La Salle	79-72 W
N 24 Longwood	93-67 W
N 26 Monmouth	84-52 W
N 29 St. John's <sup>1</sup>	89-82 (OT) W
N 30 Mississippi <sup>1</sup>	76-79 L
D 3 @ Pittsburgh <sup>2</sup>	69-78 L
D 7 Marshall	90-77 W
D 11 @ Duquesne	68-59 W
D 14 Princeton <sup>3</sup>	79-81 (OT) L
D 22 Mount St. Mary's	92-82 W
D 31 5 Michigan St.*	63-79 L
J 4 @ Illinois*	55-75 L
J 8 Minnesota*	65-68 L
J 11 Indiana*	76-79 L
J 14 @ Michigan*	67-80 L
J 18 @ Purdue*	64-65 L
J 23 Nebraska*	58-54 W
J 29 @ 24 Ohio State*	71-70 (OT) W
F 2 Purdue*	79-68 W
F 6 @ 9 Michigan St.*	67-82 L
F 9 Illinois*	55-60 L
F 12 @ Indiana*	66-65 W
F 15 16 Iowa*	70-82 L
F 20 @ Nebraska*	67-80 L
F 27 22 Ohio State*	65-63 W
M 2 14 Wisconsin*	66-71 L
M 6 @ Northwestern*	59-32 W
M 9 @ Minnesota*	63-81 L

### BIG TEN TOURNAMENT

M 13 vs. Minnesota<sup>4</sup> 56-63 L

### COLLEGE BASKETBALL INVITATIONAL

M 19 Hampton	69-65 W
M 24 @ Siena	52-54 L

\*Big Ten Conference game

- 1 - Barclays Center Classic (Brooklyn, N.Y.)
- 2 - B1G/ACC Challenge
- 3 - Return to Rec; Rec Hall (University Park, Pa.)
- 4 - Conseco Fieldhouse (Indianapolis, Ind.)

## 2014-15 (18-16 OVERALL, 4-14 B1G)

**Captains:** D.J. Newbill, Ross Travis

**Starters:** D.J. Newbill (20.7), Shep Garner (9.2), Brandon Taylor (9.1), Ross Travis (5.5), Jordan Dickerson (2.6)

**Subs:** Geno Thorpe (8.7), John Johnson (7.4), Donovan Jack (3.5), Devin Foster (2.7) Payton Banks (1.7), Alan Wisniewski (0.2), Kevin Montminy (0.0)

N 14 Morgan State	61-48 W
N 16 Fordham	73-54 W
N 20 Charlotte <sup>1</sup>	97-106 (2OT) L
N 21 Cornell <sup>1</sup>	72-71 W
N 23 USC <sup>1</sup>	63-61 W
N 25 Akron <sup>2</sup>	78-72 W
N 28 @ Bucknell	88-80 W
D 3 Virginia Tech <sup>3</sup>	61-58 W
D 6 @ Marshall	73-69 W
D 10 Duquesne	64-62 W
D 14 Geo. Washington	64-51 W
D 20 Drexel <sup>4</sup>	73-68 W
D 22 Dartmouth	69-49 W
D 31 @ 4 Wisconsin*	72-89 L
J 3 @ Rutgers*	46-50 L
J 6 Michigan*	64-73 L
J 13 @ Indiana*	73-76 L
J 17 Purdue*	77-84 (OT) L
J 21 @ Michigan St.*	60-66 L
J 24 Rutgers*	79-51 W
J 28 Minnesota*	63-58 W
J 31 @ Illinois*	58-60 L
F 4 @ 17 Maryland*	58-64 L
F 7 Nebraska*	56-43 W
F 11 @ 23 Ohio State*	55-75 L
F 14 19 Maryland*	73-76 L
F 18 5 Wisconsin*	47-55 L
F 21 @ Northwestern*	39-60 L
F 28 Iowa*	77-81 (OT) L
M 4 23 Ohio State*	67-77 L
M 8 @ Minnesota*	79-76 W

### BIG TEN TOURNAMENT

M 11 Nebraska <sup>5</sup>	68-65 W
M 12 Iowa <sup>5</sup>	67-58 W
M 13 Purdue <sup>5</sup>	59-64 L

\*Big Ten Conference game

- 1 - Charleston Classic (Charleston, S.C.)
- 2 - Charleston Classic (University Park, Pa.)
- 3 - B1G/ACC Challenge
- 4 - PPL Center (Allentown, Pa.)
- 5 - United Center (Chicago, Ill.)

## 2015-16 (16-16 OVERALL, 7-11 B1G)

**Captains:** Brandon Taylor, Donovan Jack

**Starters:** Brandon Taylor (16.3), Shep Garner (14.8), Payton Banks (9.4), Josh Reaves (6.4), Jordan Dickerson (2.8)

**Subs:** Donovan Jack (5.2), Devin Foster (4.0), Julian Moore (3.8), Deivis Zemgulis (2.9), Isaiah Washington (2.7)

N 14 VMI	62-50 W
N 17 DePaul <sup>1</sup>	68-62 W
N 20 @ Duquesne	52-78 L
N 24 Radford	74-86 L
N 28 Bucknell	62-58 W
D 2 @ Boston College <sup>2</sup>	67-58 W
D 5 Eastern Michigan	81-70 W
D 8 @ Geo. Washington	66-76 L
D 10 Canisius <sup>3</sup>	81-67 W
D 12 La.-Monroe <sup>3</sup>	54-50 W
D 19 @ Drexel <sup>4</sup>	63-57 W
D 22 vs. Colorado <sup>5</sup>	70-71 L
D 23 vs. Kent State <sup>5</sup>	75-69 W
D 30 @ 4 Maryland*	64-70 L
J 2 @ Michigan*	56-79 L
J 5 Minnesota*	86-77 W
J 10 5 Michigan St.*	65-92 L
J 13 @ 24 Purdue*	57-74 L
J 16 @ Northwestern*	71-62 W
J 21 Wisconsin*	60-66 L
J 25 @ Ohio State*	46-66 L
J 30 vs. Michigan* <sup>6</sup>	72-79 L
F 3 @ 5 Iowa*	49-73 L
F 6 21 Indiana*	68-63 W
F 13 @ Nebraska*	54-70 L
F 17 4 Iowa*	79-75 W
F 20 @ Rutgers*	70-58 W
F 25 Nebraska*	56-55 W
F 28 @ 6 Michigan St.*	57-88 L
M 3 Northwestern*	61-71 L
M 6 Illinois*	86-79 (2OT) W

### BIG TEN TOURNAMENT

M 10 Ohio State <sup>7</sup>	75-79 L
------------------------------	---------

\*Big Ten Conference game

- 1 - Gavitt Game (Big Ten/Big East), Bryce Jordan Center, (University Park, Pa.)
- 2 - B1G/ACC Challenge
- 3 - Return to Rec; Rec Hall (University Park, Pa.); Las Vegas Classic on-campus contests
- 4 - The Palestra (Philadelphia, Pa.)
- 5 - Las Vegas Classic; Orleans Arena (Las Vegas, Nev.)
- 6 - B1G Super Saturday; Madison Square Garden (New York, N.Y.)
- 7 - Conseco Fieldhouse (Indianapolis, Ind.)

# ALL-TIME RESULTS

2016-17 (15-18 OVERALL, 6-12 BIG)

**Captains:** Payton Banks, Tony Carr, Shep Garner, Josh Reaves

**Starters:** Tony Carr (13.2), Lamar Stevens (12.7), Shep Garner (12.0), Mike Watkins (9.7), Josh Reaves (7.7)

**Subs:** Payton Banks (10.4), Julian Moore (2.8), Terrence Samuel, Nazeer Bostick,

Deivis Zemgulis

N 11 Albany <sup>1</sup>	81-87	L
N 13 Duquesne	82-74	W
N 15 Grand Canyon <sup>1</sup>	85-76	W
N 19 vs. 1 Duke <sup>2</sup>	68-78	L
N 20 vs. 24 Cincinnati <sup>2</sup>	50-71	L
N 23 Colgate	72-59	W
N 26 at George Washington	74-68	W
N 29 Georgia Tech <sup>3</sup>	67-60	W
D 3 Wright State	72-50	W
D 7 George Mason	66-85	L
D 10 vs. Pittsburgh <sup>4</sup>	73-81	L
D 18 vs. St. John's <sup>5</sup>	92-76	W
D 21 Morgan State	96-55	W
D 27 Northwestern*	77-87	L
J 1 at Rutgers*	60-47	W
J 4 at Michigan*	69-72	L
J 7 vs. Michigan St.* <sup>6</sup>	72-63	W
J 14 24 Minnesota*	52-50	W
J 18 Indiana*	75-78	L
J 21 at 21 Purdue*	52-77	L
J 24 at 15 Wisconsin*	55-82	L
J 28 Illinois*	71-67	W
F 1 at Indiana*	102-110 (3OT)	L
F 4 Rutgers*	68-70	L
F 7 21 Maryland*	70-64	W
F 11 at Illinois*	83-70	W
F 14 at Nebraska*	66-82	L
F 21 14 Purdue*	70-74 (OT)	L
F 25 at Minnesota*	71-81	L
F 28 Ohio State*	70-71	L
M 5 at Iowa*	79-90	L
<b>BIG TEN TOURNAMENT</b>		
M 8 vs. Nebraska <sup>7</sup>	76-67 (OT)	W
M 9 vs. Michigan State <sup>7</sup>	51-78	L

\*Big Ten Conference game

- 1 - Hall of Fame Tip-off (University Park, Pa.)
- 2 - Hall of Fame Tip-off (Uncasville, Conn.)
- 3 - BIG/ACC Challenge (University Park, Pa.)
- 4 - Never Forget Tribute Classic (Newark, N.J.)
- 5 - Holiday Hoops Festival (New York, MSG)
- 6 - Philadelphia, Pa. (The Palestra)
- 7 - Verizon Center (Washington, D.C.)

2017-18 (26-13 OVERALL, 9-9 BIG)

**NIT CHAMPIONS**

**Starters:** Tony Carr (19.6), Lamar Stevens (15.5), Mike Watkins (12.1), Shep Garner (11.4), Josh Reaves (10.6) **Subs:** Nazeer Bostick (4.7), Julian Moore (2.2), Jamari Wheeler (2.0), John Harrar (1.6), Satchel Pierce (1.6), Deivis Zemgulis, Trent Buttrick

N 10 Campbell	86-75	W
N 12 Fairleigh Dickinson	81-57	W
N 15 Montana <sup>1</sup>	70-57	W
N 17 Columbia	79-65	W
N 20 vs. Pittsburgh <sup>2</sup>	85-54	W
N 21 vs. 16 Texas A&M <sup>2</sup>	87-98	L
N 24 Oral Roberts <sup>1</sup>	86-48	W
N 29 at NC State <sup>3</sup>	78-85	L
D 2 at Iowa*	77-73	W
D 4 Wisconsin*	63-64	L
D 9 Geo. Washington	74-54	W
D 17 at George Mason	72-54	W
D 19 Binghamton	80-65	W
D 22 Rider	70-71	L
D 30 Coppin State	88-43	W
J 2 at Maryland*	69-75	L
J 5 Northwestern*	78-63	L
J 9 at Indiana*	70-74	L
J 12 Nebraska*	76-74 (OT)	L
J 15 Minnesota*	84-95 (OT)	L
J 20 at Northwestern* <sup>4</sup>	61-70	L
J 25 at 13 Ohio State*	82-79	W
J 27 Rutgers*	60-43	W
J 31 at 5 Michigan State*	68-76	L
F 3 Iowa*	82-58	W
F 7 Maryland*	74-70	W
F 11 at Illinois*	74-52	W
F 15 8 Ohio State*	79-56	W
F 18 at 6 Purdue*	73-76	L
F 21 17 Michigan*	63-72	L
F 25 at Nebraska*	64-76	L

**BIG TEN TOURNAMENT**

M 1 vs. Northwestern <sup>5</sup>	65-57	W
M 2 vs. 13 Ohio State <sup>5</sup>	69-68	W
M 3 vs. 8 Purdue <sup>5</sup>	70-78	L

**NATIONAL INVITATION TOURNAMENT**

M 14 Temple	63-57	W
M 17 at Notre Dame	73-63	W
M 20 at Marquette	85-80	W
M 27 vs. Miss. State <sup>6</sup>	75-60	W
M 29 vs. Utah <sup>6</sup>	82-66	W

\*Big Ten Conference game

- 1 - Legends Classic (University Park, Pa.)
- 2 - Legends Classic (Brooklyn, N.Y.)
- 3 - BIG/ACC Challenge (Raleigh, N.C.)
- 4 - Allstate Arena (Rosemont, Ill.)
- 5 - Madison Square Garden, New York, N.Y.
- 6 - Madison Square Garden, New York, N.Y.

2018-19 (14-18 OVERALL, 7-13 BIG)

**Starters:** Lamar Stevens (19.9), Josh Reaves (10.6), Myles Dread (8.3), Jamari Wheeler (3.6), John Harrar (3.4) **Subs:** Rasir Bolton (11.6), Mike Watkins (7.8), Myreon Jones (4.0), Trent Buttrick, Kyle McCloskey, Deivis Zemgulis

N 9 North Florida	87-72	W
N 12 Jacksonville State	76-61	W
N 15 at DePaul <sup>1</sup>	70-72 (OT)	L
N 20 Wright State <sup>2</sup>	77-59	W
N 21 Bradley <sup>2</sup>	56-59	L
N 27 13 Virginia Tech <sup>3</sup>	63-62	W
D 1 at 24 Maryland*	59-66	L
D 4 Indiana*	62-64	L
D 8 Colgate	76-65	W
D 15 NC State*	78-89	L
D 19 at Duquesne	73-67	W
D 21 at Alabama	64-73	L
D 29 UMBC	74-52	W
J 3 at 2 Michigan*	55-68	L
J 6 22 Wisconsin*	52-71	L
J 10 at Nebraska*	64-70	L
J 13 6 Michigan State*	56-71	L
J 16 23 Iowa*	82-89	L
J 19 at Minnesota*	64-65	L
J 26 Rutgers*	60-64	L
J 31 17 Purdue*	90-99 (OT)	L
F 4 at Northwestern*	59-52	W
F 7 at Ohio State*	70-74	L
F 12 6 Michigan*	75-69	W
F 16 at 12 Purdue*	64-76	L
F 19 Nebraska*	95-71	W
F 23 at Illinois*	83-76	W
F 27 17 Maryland*	78-61	W
M 2 at 19 Wisconsin*	57-61	L
M 6 at Rutgers*	66-65	W
M 10 Illinois*	72-56	W
<b>BIG TEN TOURNAMENT</b>		
M 14 vs. Minnesota <sup>5</sup>	72-77 (OT)	L

\*Big Ten Conference game

- 1 - Gavitt Tipoff Game (Chicago, Ill.)
- 2 - Cancun Challenge (Cancun, Mexico)
- 3 - BIG/ACC Challenge (University Park, Pa.)
- 4 - Naismith Hall of Fame Boardwalk Classic (Atlantic City, N.J.)
- 5 - United Center (Chicago, Ill.)

# ALL-TIME RESULTS

2019-20 (21-10 OVERALL, 11-9 BIG)

**Starters:** Lamar Stevens (17.6), Myreon Jones (13.3), Mike Watkins (9.7), Myles Dread (8.6), Jamari Wheeler (3.8) **Subs:** Izaiah Brockington (8.1), Curtis Jones Jr. (6.2), Seth Lundy (5.3), John Harrar (4.3), Trent Buttrick, Stephen Beattie, Kyle McCloskey, Taylor Nussbaum

N 5 UMES	84-46	W
N 9 Wagner	91-64	W
N 14 at Georgetown <sup>1</sup>	81-66	W
N 19 Bucknell <sup>2</sup>	98-70	W
N 23 Yale <sup>2</sup>	58-56	W
N 27 vs. Mississippi <sup>3</sup>	72-74	L
N 29 vs. Syracuse <sup>3</sup>	85-64	W
D 4 Wake Forest <sup>4</sup>	76-54	W
D 7 at 6 Ohio State*	74-106	L
D 10 4 Maryland*	76-69	W
D 14 Alabama	73-71	W
D 20 Central Conn. State	87-58	W
D 29 Cornell	90-59	W
J 4 vs. 23 Iowa* <sup>5</sup>	89-86	W
J 7 at Rutgers*	61-72	L
J 11 Wisconsin*	49-58	L
J 15 at Minnesota*	69-75	L
J 18 21 Ohio State*	90-76	W
J 22 at Michigan*	72-63	W
J 29 Indiana*	64-49	W
F 1 at Nebraska*	76-64	W
F 4 at 16 Michigan State*	75-70	W
F 8 Minnesota*	83-77	W
F 11 at Purdue*	88-76	W
F 15 Northwestern*	77-61	W
F 18 Illinois*	56-62	L
F 23 at Indiana*	60-68	L
F 26 Rutgers*	65-64	W
F 29 at 18 Iowa*	68-77	L
M 3 16 Michigan State*	71-79	L
M 7 at Northwestern*	69-80	L

## BIG TEN TOURNAMENT

M 12 vs. Indiana<sup>6</sup> canceled

*Big Ten Tournament canceled due to COVID-19 pandemic.*

\*Big Ten Conference game

- 1 - Gavitt Tip-off Game (University Park, Pa.)
- 2 - NIT Season Tip-Off (University Park, Pa.)
- 3 - NIT Season Tip-Off (Barclays Center, Brooklyn, N.Y.)
- 4 - B1G/ACC Challenge (University Park, Pa.)
- 5 - Philadelphia, Pa. (The Palestra)
- 6 - Bankers Life Fieldhouse (Indianapolis, Ind.)

## ► INTERIM HEAD COACH JIM FERRY (2020-21)

11-14 OVERALL | 1 SEASON

2020-21 (11-14 OVERALL, 7-12 BIG)

**Starters:** Myreon Jones (15.3), Izaiah Brockington (12.6), Seth Lundy (10.1), John Harrar (8.8), Jamari Wheeler (6.8)

**Subs:** Sam Sessoms (8.2), Myles Dread (7.3), Trent Buttrick, Abdou Tsimbila, Dallion Johnson, Kyle McCloskey

N 28 VMI	86-65	W
D 2 VCU	72-69	W
D 6 Seton Hall	92-98 (OT)	L
D 8 at 15 Virginia Tech <sup>1</sup>	75-55	W
D 13 at Michigan*	58-62	L
D 23 at 18 Illinois*	81-98	L
D 30 at Indiana*	85-87	L
J 17 at Purdue*	72-80	L
J 19 at 22 Illinois*	65-79	L
J 21 Rutgers*	75-67	W
J 23 Northwestern*	81-78	W
J 27 at Ohio State*	79-83	L
J 30 14 Wisconsin*	81-71	W
F 2 at 19 Wisconsin*	56-72	L
F 5 Maryland*	55-50	W
F 9 at Michigan State*	58-60	L
F 14 Nebraska*	61-62	L
F 18 4 Ohio State*	82-92	L
F 21 at 11 Iowa*	68-74	L
F 23 at Nebraska*	86-83	W
F 26 Purdue*	52-73	L
M 3 Minnesota*	84-65	W
M 7 at Maryland*	66-61	W

## BIG TEN TOURNAMENT

M 10 vs. Nebraska<sup>2</sup> 72-66 W

M 11 vs. Wisconsin<sup>2</sup> 74-75 L

\*Big Ten Conference game

1 - B1G/ACC Challenge

2 - Lucas Oil Stadium (Indianapolis, Ind.)

## ► COACH MICAH SHREWSBERRY (2021-2023)

37-31 OVERALL | 2 SEASONS

2021-22 (14-17 OVERALL, 7-13 BIG)

**Starters:** Jalen Pickett (13.3), Seth Lundy (11.9), John Harrar (10.6), Myles Dread (6.2), Dallion Johnson (3.7)

**Subs:** Sam Sessoms (11.6), Greg Lee (6.1), Jaheam Cornwall, Jalanni White, Jevonnie Scott, Caleb Dorsey

N 10 Youngstown State	75-59	W
N 15 at Massachusetts	56-81	L
N 18 St. Francis Brooklyn <sup>1</sup>	74-59	W
N 22 Cornell	85-74	W
N 26 vs. LSU <sup>2</sup>	63-68 (OT)	L
N 27 vs. Oregon State <sup>2</sup>	60-45	W
D 1 Miami (Fla.) <sup>3</sup>	58-63	L
D 5 Ohio State*	64-76	L
D 8 Wagner	74-54	W
D 11 at 19 Michigan State*	64-80	L
J 2 Indiana*	61-58	W
J 5 at Northwestern*	74-70	W
J 8 3 Purdue*	67-74	L
J 11 Rutgers*	66-49	W
J 16 at 16 Ohio State*	56-61	L
J 22 at Iowa*	51-68	L
J 26 at Indiana*	57-74	L
J 31 Iowa*	90-86 (2OT)	W
F 5 at 11 Wisconsin*	49-51	L
F 8 Michigan*	57-58	L
F 12 at Minnesota*	70-76	L
F 15 19 Michigan State*	62-58	W
F 17 Minnesota*	67-46	W
F 21 at Maryland*	61-67	L
F 25 Northwestern*	67-60	W
F 27 Nebraska*	70-93	L
M 3 at 20 Illinois*	55-60	L
M 6 at Rutgers*	58-59	L

## BIG TEN TOURNAMENT

M 9 vs. Minnesota<sup>4</sup> 60-51 W

M 10 vs. Ohio State<sup>4</sup> 71-68 W

M 11 vs. 9 Purdue<sup>4</sup> 61-69 L

\*Big Ten Conference game

- 1 - Emerald Coast Classic (University Park, Pa.)
- 2 - Emerald Coast Classic (Niceville, Fla.)
- 3 - B1G/ACC Challenge
- 4 - Gainbridge Fieldhouse (Indianapolis, Ind.)

## RESULTS KEY

Associated Press rankings are listed prior to opponent names.

# ALL-TIME RESULTS

---

2022-23 (23-14 OVERALL, 10-10 BIG)

**Starters:** Jalen Pickett (17.7), Seth Lundy (14.2), Andrew Funk (12.5), Camren Wynter (8.9), Kebba Njie (3.4)

**Subs:** Myles Dread (5.5), Kanye Clary (3.7), Evan Mahaffey, Michael Henn, Dallion Johnson, Caleb Dorsey

N 7	Winthrop	93-68	W
N 10	Loyola Maryland	90-65	W
N 14	Butler <sup>1</sup>	68-62	W
N 17	vs. Furman <sup>2</sup>	73-68	W
N 18	vs. Virginia Tech <sup>3</sup>	59-61	L
N 20	vs. Colorado State <sup>2</sup>	68-56	W
N 25	Lafayette	70-57	W
N 29	at Clemson <sup>3</sup>	94-101(20T)	L
D 7	Michigan State*	58-67	L
D 10	at 17 Illinois*	74-59	W
D 18	Canisius	97-67	W
D 22	Quinnipiac	77-68	W
D 29	Delaware State	60-46	W
J 1	Iowa*	83-79	W
J 4	at Michigan*	69-79	L
J 8	1 Purdue*	63-76	L
J 11	Indiana*	85-66	W
J 17	at Wisconsin*	60-63	L
J 21	Nebraska*	76-65	W
J 24	at Rutgers*	45-65	L
J 29	Michigan*	83-61	W
F 1	at 1 Purdue*	60-80	L
F 5	at Nebraska*	63-72	L
F 8	Wisconsin*	74-79 (OT)	L
F 11	at Maryland*	68-74	L
F 14	Illinois*	93-81	W
F 18	at Minnesota*	76-69	W
F 23	at Ohio State*	75-71	W
F 26	Rutgers*	56-59	L
M 1	at Northwestern*	68-65 (OT)	W
M 5	21 Maryland*	65-64	W

## BIG TEN TOURNAMENT

M 9	vs. Illinois <sup>4</sup>	79-76	W
M 10	vs. Northwestern <sup>4</sup>	67-65 (OT)	W
M 11	vs. Indiana <sup>4</sup>	77-73	W
M 12	vs. 5 Purdue <sup>4</sup>	65-67	L

## NCAA TOURNAMENT

M 16	vs. 17 Texas A&M <sup>5</sup>	76-59	W
M 18	vs. 5 Texas <sup>5</sup>	66-71	L

\*Big Ten Conference game

1 - Gavitt Tipoff Games (University Park, Pa.)

2 - Charleston Classic (Charleston, S.C.)

3 - B1G/ACC Challenge

4 - United Center (Chicago, Ill.)

5 - Wells Fargo Arena (Des Moines, Iowa)

## RESULTS KEY

Associated Press rankings are listed prior to opponent names.

# 2022-23 OVERALL STATISTICS

## Game Records

Record	Overall	Home	Away	Neutral
ALL GAMES	23-14	13-4	4-7	6-3
CONFERENCE	10-10	6-4	4-6	0-0
NON-CONFERENCE	13-4	7-0	0-1	6-3

## Score by Periods

Team	1st	2nd	OT	TOT
Penn St.	1280	1346	47	2673
Opponents	1135	1335	54	2524

## Team Box Score

No.	Player	Total					3-Point			F-Throw		Rebounds					PTS	AVG				
		GP-GS	MIN	AVG	FG-FGA	FG%	3FG-3FGA	3FG%	FT-FTA	FT%	OFF	DEF	TOT	AVG	PF	DQ			A	TO	BLK	STL
22	PICKETT, Jalen	37-37	1353:22	36.6	260-512	.508	45-118	.381	90-118	.763	43	231	274	7.4	77	1	243	84	19	35	655	17.7
1	LUMDY, Seth	36-36	1140:60	31.7	165-367	.450	92-230	.400	88-109	.807	33	192	225	6.3	79	1	31	31	21	27	510	14.2
10	FUNK, Andrew	37-37	1274:49	34.5	156-351	.444	112-272	.412	39-45	.867	11	100	111	3.0	35	0	42	31	2	20	463	12.5
11	WYNTER, Camren	37-33	1043:46	28.2	125-262	.477	35-87	.402	46-63	.730	15	93	108	2.9	62	1	74	49	1	20	331	8.9
2	DREAD, Myles	37-3	794:57	21.5	69-172	.401	61-159	.384	6-9	.667	9	65	74	2.0	68	3	32	15	4	17	205	5.5
0	CLARY, Kanye	32-0	331:59	10.4	49-113	.434	5-17	.294	14-20	.700	4	24	28	0.9	28	0	21	21	0	11	117	3.7
3	NJIE, Kebba	37-26	528:54	14.3	52-100	.520	1-5	.200	22-37	.595	39	89	128	3.5	76	0	17	33	17	6	127	3.4
12	MAHAFFEY, Evan	34-0	318:42	9.4	37-65	.569	4-12	.333	16-28	.571	22	37	59	1.7	59	1	12	14	7	9	94	2.8
24	HENN, Michael	29-4	248:38	8.6	28-57	.491	13-31	.419	2-4	.500	11	22	33	1.1	46	0	17	15	3	3	71	2.4
4	DORSEY, Caleb	16-9	192:01	12.0	14-37	.378	4-12	.333	5-8	.625	10	25	35	2.2	17	0	7	8	3	6	37	2.3
23	JOHNSON, Dallion	23-0	199:55	8.7	18-52	.346	11-37	.297	0-0	.000	1	16	17	0.7	15	0	8	5	0	4	47	2.0
5	BROWN, Jameel	14-0	64:18	4.6	3-16	.188	2-14	.143	4-5	.800	0	14	14	1.0	5	0	3	2	1	2	12	0.9
14	LILLEY, Demetrius	5-0	14:19	2.9	2-3	.667	0-0	.000	0-3	.000	0	2	2	0.4	4	0	0	2	1	0	4	0.8
33	CHRISTOS, Andy	2-0	03:28	1.7	0-1	.000	0-1	.000	0-0	.000	0	0	0	0.0	0	0	0	0	0	0	0	0.0
15	CONLAN, Dan	6-0	12:45	2.1	0-3	.000	0-0	.000	0-0	.000	0	1	1	0.2	1	0	0	0	0	1	0	0.0
35	JAGIASI, Ishaan	2-0	02:08	1.1	0-0	.000	0-0	.000	0-0	.000	0	0	0	0.0	0	0	1	0	0	0	0	0.0
Team											29	67	96				22					
<b>Total</b>		<b>37</b>	<b>7525</b>		<b>978-2111</b>	<b>.463</b>	<b>385-995</b>	<b>.387</b>	<b>332-449</b>	<b>.739</b>	<b>227</b>	<b>978</b>	<b>1205</b>	<b>32.6</b>	<b>572</b>	<b>7</b>	<b>508</b>	<b>332</b>	<b>79</b>	<b>161</b>	<b>2673</b>	<b>72.2</b>
<b>Opponents</b>		<b>37</b>	<b>7525</b>		<b>933-2171</b>	<b>.430</b>	<b>267-816</b>	<b>.327</b>	<b>391-554</b>	<b>.706</b>	<b>336</b>	<b>957</b>	<b>1293</b>	<b>34.9</b>	<b>500</b>	<b>3</b>	<b>514</b>	<b>317</b>	<b>105</b>	<b>173</b>	<b>2524</b>	<b>68.2</b>

## Team Statistics

	PSU	OPP
<b>Scoring</b>	<b>2673</b>	<b>2524</b>
Points per game	72.2	68.2
Scoring margin	+4.0	-
<b>Field goals-att</b>	<b>978-2111</b>	<b>933-2171</b>
Field goal pct	.463	.430
<b>3 point fg-att</b>	<b>385-995</b>	<b>267-816</b>
3-point FG pct	.387	.327
3-pt FG made per game	10.4	7.2
<b>Free throws-att</b>	<b>332-449</b>	<b>391-554</b>
Free throw pct	.739	.706
F-Throws made per game	9.0	10.6
<b>Rebounds</b>	<b>1205</b>	<b>1293</b>
Rebounds per game	32.6	34.9
Rebounding margin	-2.4	-
<b>Assists</b>	<b>508</b>	<b>514</b>
Assists per game	13.7	13.9
<b>Turnovers</b>	<b>332</b>	<b>317</b>
Turnovers per game	9.0	8.6
Turnover margin	-0.4	-
Assist/turnover ratio	1.5	1.6
<b>Steals</b>	<b>161</b>	<b>173</b>
Steals per game	4.4	4.7
<b>Blocks</b>	<b>79</b>	<b>105</b>
Blocks per game	2.1	2.8
<b>Winning streak</b>	<b>0</b>	-
Home win streak	1	-
<b>Attendance</b>	<b>131224</b>	<b>134325</b>
Home games-Avg/Game	17-719	11-1211
Neutral site-Avg/Game	-	9-10384

## Team Results

Date	Opponent		Score	Att.
11/07/2022	Winthrop	W	93-68	6572
11/10/2022	Loyola Maryland	W	90-65	6444
11/14/2022	Butler	W	68-62	6762
11/17/2022	vs Furman	W	73-68	2155
11/18/2022	vs Virginia Tech	L	59-61	2030
11/20/2022	vs Colorado St.	W	68-56	5405
11/25/2022	Lafayette	W	70-57	5652
11/29/2022	at Clemson	Lot2	94-101	5861
12/07/2022	Michigan St.	L	58-67	8302
12/10/2022	at Illinois	W	74-59	15544
12/18/2022	Canisius	W	97-67	4342
12/22/2022	Quinnipiac	W	77-68	3804
12/29/2022	Delaware St.	W	60-46	5454
01/01/2023	Iowa	W	83-79	6060
01/04/2023	at Michigan	L	69-79	12707
01/08/2023	Purdue	L	63-76	8722
01/11/2023	Indiana	W	85-66	8502
01/17/2023	at Wisconsin	L	60-63	14236
01/21/2023	Nebraska	W	76-65	11297
01/24/2023	at Rutgers	L	45-65	8038
01/29/2023	Michigan	W	83-61	12047
02/01/2023	at Purdue	L	60-80	14876
02/05/2023	at Nebraska	L	63-72	14385
02/08/2023	Wisconsin	Lot	74-79	7213
02/11/2023	at Maryland	L	68-74	17950
02/14/2023	Illinois	W	93-81	7297
02/18/2023	at Minnesota	W	76-69	11693
02/23/2023	at Ohio St.	W	75-71	11996
02/26/2023	Rutgers	L	56-59	12082
03/01/2023	at Northwestern	Wot	68-65	7039
03/05/2023	Maryland	W	65-64	10672
03/09/2023	vs Illinois	W	79-76	16104
03/10/2023	vs Northwestern	Wot	67-65	0
03/11/2023	vs Indiana	W	77-73	18059
03/12/2023	vs Purdue	L	65-67	16183
03/16/2023	vs Texas A&M	W	76-59	16728
03/18/2023	vs Texas	L	66-71	16796

# 2022-23 BIG TEN STATISTICS

## Game Records

Record	Overall	Home	Away	Neutral
ALL GAMES	10-10	6-4	4-6	0-0
CONFERENCE	10-10	6-4	4-6	0-0
NON-CONFERENCE	0-0	0-0	0-0	0-0

## Score by Periods

Team	1st	2nd	OT	TOT
Penn St.	698	683	13	1394
Opponents	649	730	15	1394

## Team Box Score

No.	Player	Total			3-Point			F-Throw		Rebounds				Other				PTS	AVG			
		GP-GS	MIN	AVG	FG-FGA	FG%	3FG-3FGA	3FG%	FT-FTA	FT%	OFF	DEF	TOT	AVG	PF	DQ	A			TO	BLK	STL
22	PICKETT, Jalen	20-20	753:55	37.7	155-278	.558	30-67	.448	43-57	.754	22	132	154	7.7	43	1	131	47	7	18	383	19.2
1	LUNDY, Seth	20-20	655:27	32.8	94-218	.431	55-139	.396	44-54	.815	15	96	111	5.6	43	0	14	18	14	19	287	14.4
10	FUNK, Andrew	20-20	691:21	34.6	83-187	.444	58-143	.406	18-22	.818	6	56	62	3.1	18	0	18	14	2	12	242	12.1
11	WYNTER, Camren	20-16	555:26	27.8	64-136	.471	20-44	.455	9-16	.563	5	44	49	2.5	38	0	37	24	1	9	157	7.9
2	DREAD, Myles	20-2	421:04	21.1	32-88	.364	25-80	.313	5-6	.833	1	31	32	1.6	36	2	14	7	1	8	94	4.7
0	CLARY, Kanye	18-0	191:26	10.6	25-60	.417	4-12	.333	6-9	.667	2	18	20	1.1	16	0	12	9	0	4	60	3.3
12	MAHAFFEY, Evan	20-0	207:12	10.4	24-37	.649	4-6	.667	12-18	.667	12	23	35	1.8	39	1	9	9	5	7	64	3.2
24	HENN, Michael	16-4	155:17	9.7	15-30	.500	9-18	.500	0-2	.000	6	12	18	1.1	26	0	13	13	3	1	39	2.4
3	NJIE, Kebba	20-15	270:37	13.5	20-44	.455	0-0	.000	5-15	.333	19	41	60	3.0	40	0	8	17	8	4	45	2.3
4	DORSEY, Caleb	6-3	68:38	11.4	3-12	.250	1-6	.167	3-5	.600	2	9	11	1.8	4	0	1	3	2	1	10	1.7
23	JOHNSON, Dallion	10-0	63:45	6.4	4-15	.267	3-12	.250	0-0	.000	0	0	0	0.0	8	0	2	2	0	1	11	1.1
5	BROWN, Jameel	7-0	12:56	1.8	0-5	.000	0-4	.000	2-3	.667	0	2	2	0.3	0	0	2	0	0	1	2	0.3
14	LILLEY, Demetrius	2-0	01:55	1.0	0-0	.000	0-0	.000	0-0	.000	0	0	0	0.0	2	0	0	1	0	0	0	0.0
15	CONLAN, Dan	2-0	01:01	0.5	0-0	.000	0-0	.000	0-0	.000	0	0	0	0.0	0	0	0	0	0	0	0	0.0
Team											14	35	49				12					
<b>Total</b>		<b>20</b>	<b>4050</b>		<b>519-1110</b>	<b>.468</b>	<b>209-531</b>	<b>.394</b>	<b>147-207</b>	<b>.710</b>	<b>104</b>	<b>499</b>	<b>603</b>	<b>30.2</b>	<b>313</b>	<b>4</b>	<b>261</b>	<b>176</b>	<b>43</b>	<b>85</b>	<b>1394</b>	<b>69.7</b>
<b>Opponents</b>		<b>20</b>	<b>4050</b>		<b>519-1126</b>	<b>.461</b>	<b>147-409</b>	<b>.359</b>	<b>209-306</b>	<b>.683</b>	<b>158</b>	<b>519</b>	<b>677</b>	<b>33.9</b>	<b>252</b>	<b>2</b>	<b>279</b>	<b>160</b>	<b>59</b>	<b>86</b>	<b>1394</b>	<b>69.7</b>

## Team Statistics

	PSU	OPP
<b>Scoring</b>	<b>1394</b>	<b>1394</b>
Points per game	69.7	69.7
Scoring margin	0.0	-
<b>Field goals-att</b>	<b>519-1110</b>	<b>519-1126</b>
Field goal pct	.468	.461
<b>3 point fg-att</b>	<b>209-531</b>	<b>147-409</b>
3-point FG pct	.394	.359
3-pt FG made per game	10.5	7.4
<b>Free throws-att</b>	<b>147-207</b>	<b>209-306</b>
Free throw pct	.710	.683
F-Throws made per game	7.4	10.5
<b>Rebounds</b>	<b>603</b>	<b>677</b>
Rebounds per game	30.2	33.9
Rebounding margin	-3.7	-
<b>Assists</b>	<b>261</b>	<b>279</b>
Assists per game	13.1	14.0
<b>Turnovers</b>	<b>176</b>	<b>160</b>
Turnovers per game	8.8	8.0
Turnover margin	-0.8	-
Assist/turnover ratio	1.5	1.7
<b>Steals</b>	<b>85</b>	<b>86</b>
Steals per game	4.3	4.3
<b>Blocks</b>	<b>43</b>	<b>59</b>
Blocks per game	2.2	3.0
<b>Winning streak</b>	<b>2</b>	<b>-</b>
Home win streak	1	-
<b>Attendance</b>	<b>92194</b>	<b>128464</b>
Home games-Avg/Game	10-9219	10-12846
Neutral site-Avg/Game	-	0-0

## Team Results

Date	Opponent	Score	Att.
12/07/2022	Michigan St.	L 58-67	8302
12/10/2022	at Illinois	W 74-59	15544
01/01/2023	Iowa	W 83-79	6060
01/04/2023	at Michigan	L 69-79	12707
01/08/2023	Purdue	L 63-76	8722
01/11/2023	Indiana	W 83-66	8502
01/17/2023	at Wisconsin	L 60-63	14236
01/21/2023	Nebraska	W 76-65	11297
01/24/2023	at Rutgers	L 45-65	8038
01/29/2023	Michigan	W 83-61	12047
02/01/2023	at Purdue	L 60-80	14876
02/05/2023	at Nebraska	L 63-72	14385
02/08/2023	Wisconsin	Lot 74-79	7213
02/11/2023	at Maryland	L 68-74	17950
02/14/2023	Illinois	W 93-81	7297
02/18/2023	at Minnesota	W 76-69	11693
02/23/2023	at Ohio St.	W 75-71	11996
02/26/2023	Rutgers	L 56-59	12082
03/01/2023	at Northwestern	Wot 68-65	7039
03/05/2023	Maryland	W 65-64	10672



# GAME-BY-GAME RESULTS / LEADERS

Date	Opponent		Score	Att.	High Points	High Rebounds
11/07/2022	Winthrop	W	93-68	6572	(23) PICKETT, Jalen	(6) DORSEY, Caleb
11/10/2022	Loyola Maryland	W	90-65	6444	(18) WYNTER, Camren	(6) NJIE, Kebba
11/14/2022	Butler	W	68-62	6762	(15) PICKETT, Jalen	(10) PICKETT, Jalen
11/17/2022	vs Furman	W	73-68	2155	(20) PICKETT, Jalen	(7) LUNDY, Seth
					(20) LUNDY, Seth	
11/18/2022	vs Virginia Tech	L	59-61	2030	(21) FUNK, Andrew	(9) LUNDY, Seth
11/20/2022	vs Colorado St.	W	68-56	5405	(17) LUNDY, Seth	(11) PICKETT, Jalen
11/25/2022	Lafayette	W	70-57	5652	(18) PICKETT, Jalen	(7) LUNDY, Seth
11/29/2022	at Clemson	Lot2	94-101	5861	(26) WYNTER, Camren	(12) LUNDY, Seth
12/07/2022	Michigan St.	L	58-67	8302	(16) LUNDY, Seth	(17) PICKETT, Jalen
12/10/2022	at Illinois	W	74-59	15544	(20) PICKETT, Jalen	(7) PICKETT, Jalen
					(20) FUNK, Andrew	(7) LUNDY, Seth
12/18/2022	Canisius	W	97-67	4342	(16) PICKETT, Jalen	(8) NJIE, Kebba
12/22/2022	Quinnipiac	W	77-68	3804	(21) PICKETT, Jalen	(12) PICKETT, Jalen
12/29/2022	Delaware St.	W	60-46	5454	(15) LUNDY, Seth	(10) LUNDY, Seth
01/01/2023	Iowa	W	83-79	6060	(26) PICKETT, Jalen	(7) PICKETT, Jalen
01/04/2023	at Michigan	L	69-79	12707	(26) PICKETT, Jalen	(9) PICKETT, Jalen
01/08/2023	Purdue	L	63-76	8722	(26) PICKETT, Jalen	(9) PICKETT, Jalen
01/11/2023	Indiana	W	85-66	8502	(25) LUNDY, Seth	(6) LUNDY, Seth
01/17/2023	at Wisconsin	L	60-63	14236	(19) PICKETT, Jalen	(12) PICKETT, Jalen
01/21/2023	Nebraska	W	76-65	11297	(23) FUNK, Andrew	(13) PICKETT, Jalen
01/24/2023	at Rutgers	L	45-65	8038	(15) PICKETT, Jalen	(8) PICKETT, Jalen
01/29/2023	Michigan	W	83-61	12047	(25) PICKETT, Jalen	(8) PICKETT, Jalen
02/01/2023	at Purdue	L	60-80	14876	(18) LUNDY, Seth	(6) LUNDY, Seth
02/05/2023	at Nebraska	L	63-72	14385	(24) LUNDY, Seth	(9) NJIE, Kebba
02/08/2023	Wisconsin	Lot	74-79	7213	(17) PICKETT, Jalen	(9) LUNDY, Seth
02/11/2023	at Maryland	L	68-74	17950	(17) CLARY, Kanye	(7) LUNDY, Seth
02/14/2023	Illinois	W	93-81	7297	(41) PICKETT, Jalen	(7) LUNDY, Seth
02/18/2023	at Minnesota	W	76-69	11693	(32) PICKETT, Jalen	(9) PICKETT, Jalen
02/23/2023	at Ohio St.	W	75-71	11996	(23) PICKETT, Jalen	(6) WYNTER, Camren
02/26/2023	Rutgers	L	56-59	12082	(16) WYNTER, Camren	(9) PICKETT, Jalen
03/01/2023	at Northwestern	Wot	68-65	7039	(24) WYNTER, Camren	(8) FUNK, Andrew
03/05/2023	Maryland	W	65-64	10672	(16) PICKETT, Jalen	(7) PICKETT, Jalen
03/09/2023	vs Illinois	W	79-76	16104	(20) FUNK, Andrew	(10) LUNDY, Seth
03/10/2023	vs Northwestern	Wot	67-65	18892	(16) LUNDY, Seth	(9) PICKETT, Jalen
03/11/2023	vs Indiana	W	77-73	18059	(28) PICKETT, Jalen	(9) NJIE, Kebba
03/12/2023	vs Purdue	L	65-67	16183	(19) LUNDY, Seth	(8) LUNDY, Seth
03/16/2023	vs Texas A&M	W	76-59	16728	(27) FUNK, Andrew	(7) PICKETT, Jalen
03/18/2023	vs Texas	L	66-71	16796	(16) WYNTER, Camren	(10) PICKETT, Jalen

# TEAM HIGHS & LOWS

## PENN STATE

### TEAM HIGHS

POINTS	97	CANISIUS, 12/18/22
	94	at Clemson (201), 11/29/22
	93	ILLINOIS, 2/14/23
	93	WINTHROP, 11/7/22
FGs MADE	40	CANISIUS, 12/18/22
	33	Three games
FG ATTS	71	at Clemson (201), 11/29/22
	69	CANISIUS, 12/18/22
FG%	.580 (40-69)	CANISIUS, 12/18/22
3-PT FG MADE	18	INDIANA, 1/11/23
	18	WINTHROP, 11/7/22
3-PT FG ATTS	38	at Nebraska, 2/5/23
	38	WINTHROP, 11/7/22
3-PT FG %	.591 (13-22)	vs. Texas A&M (N), 3/16/23
	.591 (13-22)	CANISIUS, 12/18/22
FT MADE	25	at Clemson (201), 11/29/22
FT ATTEMPTS	29	IOWA, 1/31/22 (201)
	29	at Clemson (201), 11/29/22
FT %	1.000 (3-3)	PURDUE (1/8/23)*
	.933 (14-15)	vs. Purdue (N), 3/12/23
REBOUNDS	43	at Clemson (201), 11/29/22
ASSISTS	24	WINTHROP, 11/7/22
STEALS	9	at Illinois, 12/10/22
BLOCKED SHOTS	7	QUINNIPIAC, 12/22/22
TURNOVERS	15	vs. Northwestern(N), 3/10/23
FOULS	28	at Clemson (201), 11/29/22

### TEAM LOWS

POINTS	45	at Rutgers, 1/24/23
FGs MADE	18	at Rutgers, 1/24/23
FG ATTS	49	at Wisconsin, 1/17/23
FG %	.333 (18-54)	at Rutgers, 1/24/23
3 PT FGS MADE	4	at Rutgers, 1/24/23
3 PT FG ATTS	19	at Ohio State, 2/23/23
	19	IOWA 1/1/23
3 PT FG %	.154 (4-26)	at Rutgers, 1/24/23
FT MADE	1	at Nebraska, 2/5/23
FT ATTS	3	vs. Purdue (N), 3/12/23
FT %	.250 (1-4)	at Nebraska, 2/5/23
REBOUNDS	19	at Purdue (2/1/23)
ASSISTS	6	vs. Texas (N), 3/18/23
	6	vs. Northwestern(N), 3/10/23
	6	at Michigan, 1/4/23
STEALS	1	at Northwestern, 3/1/23
	1	RUTGERS, 2/26/23
	1	at Ohio State, 2/23/23
BLOCKED SHOTS	0	Four games
TURNOVERS	3	QUINNIPIAC, 12/22/22
	3	CANISIUS, 12/18/22
FOULS	9	MICHIGAN, 1/29/23
	9	DELAWARE STATE, 12/29/22

## OPPONENTS

### TEAM HIGHS

POINTS	101	at Clemson (201), 11/29/22
	81	ILLINOIS, 2/14/23
FGs MADE	32	at Clemson (201), 11/29/22
	31	vs. Texas (N), 3/18/23
	31	vs. Indiana (N), 3/11/23
	31	PURDUE (1/8/23)*
FG ATTS	71	QUINNIPIAC, 12/22/22
FG %	.554 (31-56)	PURDUE (1/8/23)*
3-PT FG MADE	14	at Purdue (2/1/23)
3-PT FG ATTS	34	vs. Texas A&M (N), 3/16/23
	34	vs. Furman (N), 11/17/22
3-PT FG %	.524 (11-21)	at Clemson (201), 11/29/22
FT MADE	26	at Clemson (201), 11/29/22
FT ATTS	37	at Clemson (201), 11/29/22
FT %	.929 (13-14)	WINTHROP, 11/7/22
REBOUNDS	48	QUINNIPIAC, 12/22/22
ASSISTS	22	at Minnesota (2/18/23)
	22	at Clemson (201), 11/29/22
STEALS	9	vs. Virginia Tech (N), 11/18/22
	9	BUTLER, 11/14/22
BLOCKED SHOTS	5	at Rutgers, 1/24/23
	5	PURDUE (1/8/23)*
	5	at Clemson (201), 11/29/22
	5	vs. Furman (N), (11/17/22)
TURNOVERS	17	WINTHROP, 11/7/22
	16	DELAWARE STATE, 12/29/22
FOULS	22	at Clemson (201), 11/29/22

### TEAM LOWS

POINTS	46	DELAWARE STATE, 12/29/22
FGs MADE	17	DELAWARE STATE, 12/29/22
FG ATTS	47	at Maryland, 2/11/23
FG %	.304 (17-56)	DELAWARE STATE, 12/29/22
3 PT FGS MADE	1	vs. Texas (N), 3/18/23
3 PT FG ATTS	12	at Minnesota, 2/18/23
3 PT FG %	.077 (1-13)	vs. Texas (N), 3/18/23
FT MADE	3	vs. Furman (N), (11/17/22)
FT ATTEMPTS	6	at Northwestern, 3/1/23
	6	at Ohio State, 2/23/23
	6	DELAWARE STATE, 12/29/22
FT %	.429 (3-7)	vs. Furman (N), (11/17/22)
REBOUNDS	25	WINTHROP, 11/7/22
ASSISTS	8	at Wisconsin, 1/17/23
STEALS	1	Four games
BLOCKED SHOTS	0	vs. Purdue (N), 3/12/23
TURNOVERS	1	at Ohio State, 2/23/23
FOULS	8	at Nebraska, 2/5/23

\* Denotes game played at The Palestra  
Home games indicated by CAPS.

# PLAYER HIGHS & LOWS

## PENN STATE

POINTS	41	Jalen Pickett vs. Illinois, 2/14/23
	32	Jalen Pickett at Minnesota, 2/18/23
	28	Jalen Pickett vs. Indiana (N), 3/11/23
	27	Andrew Funk vs. Texas A&M (N), 3/16/23
FGs MADE	15	Jalen Pickett vs. Illinois, 2/14/23
FG ATT	23	Jalen Pickett vs. Quinnipiac, 12/22/22
FG % (min 5 made)	.833 (5-6)	Andrew Funk vs. Canisius, 12/18/22
3-PT FG MADE	8	Andrew Funk vs. Texas A&M (N), 3/16/23
	8	Seth Lundy at Nebraska, 2/5/23
3-PT FG ATT	13	Seth Lundy at Nebraska, 2/5/23
3-PT FG % (min 2 made)	1.000 (2-2)	Eight occurrences
FT MADE	11	Camren Wynter at Clemson (201), 11/29/22
FT ATT	12	Camren Wynter at Clemson (201), 11/29/22
	10	Jalen Pickett vs. Indiana (N), 3/11/23
FT % (min 5 made)	1.000 (8-8)	Seth Lundy vs. Indiana (N), 3/11/23
	1.000 (6-6)	Five occurrences
	1.000 (5-5)	Six occurrences
REBOUNDS	17	Jalen Pickett vs. Michigan State, 12/7/22
	13	Jalen Pickett vs. Nebraska, 1/21/23
ASSISTS	11	Jalen Pickett at Northwestern, 3/1/23
	11	Jalen Pickett vs. Butler, 11/14/22
	11	Jalen Pickett vs. Loyola Maryland, 11/10/22
STEALS	4	Jalen Pickett vs. Maryland, 3/5/23
	3	Six occurrences
BLOCKED SHOTS	4	Kebba Njie vs. Quinnipiac, 12/22/22
	2	Nine occurrences

## OPPONENTS

POINTS	32	Kris Murray, Iowa, 1/1/23
	30	Three occurrences
FG MADE	14	Dylan Disu, Texas, 3/18/23
	14	Zach Edey, Purdue, 1/8/23
FG ATT	22	Boo Buie, Northwestern, 3/1/23
	21	Zach Edey, Purdue, 1/8/23
FG % (min 5 made)	1.000 (5-5)	Steven Crowl, Wisconsin, 2/8/23
3-PT FG MADE	9	Mason Gillis, Purdue, 2/1/23
	5	Five occurrences
3-PT FG ATTS	13	Tyrese Williams, Quinnipiac, 12/22/22
3-PT FG % (min 3 made)	1.000, (3-3)	O'Koye Parker, Delaware St., 12/29/22
Free Throws Made	9	Terrence Shannon Jr., Illinois, 2/14/23
Free Throw Att.	11	PJ Hall, Clemson, 11/29/22
FT % (min 6 made)	1.000 (8-8)	Jayden Taylor, Butler, 1/14/22
	1.000 (6-6)	Brooks Barnhizer, Northwestern, 3/10/23
	1.000 (6-6)	A.J. Hoggard, Michigan State, 12/7/22
REBOUNDS	15	Joey Hauser, Michigan State, 12/7/22
	13	Five occurrences
ASSISTS	9	Braden Smith, Purdue, 2/1/23
	8	Three occurrences
STEALS	5	Sam Griesel, Nebraska, 1/21/23
BLOCKED SHOTS	4	Ta'lon Cooper, Minnesota, 2/18/23

## GAME-BY-GAME STARTERS

OPP.	Record				
WINTHROP	Pickett	Wynter	Funk	Lundy	Dorsey 1-0
LOYOLA (MD.)	Pickett	Wynter	Funk	Lundy	Dorsey 2-0
BUTLER	Pickett	Wynter	Funk	Lundy	Dorsey 3-0
vs. Furman	Pickett	Wynter	Funk	Lundy	Dorsey 4-0
vs. Virginia Tech	Pickett	Wynter	Funk	Lundy	Dorsey 4-1
vs. Colorado State	Pickett	Wynter	Funk	Lundy	Njie 1-0
LAFAYETTE	Pickett	Wynter	Funk	Lundy	Njie 2-0
at Clemson	Pickett	Wynter	Funk	Lundy	Njie 2-1
MICHIGAN STATE	Pickett	Wynter	Funk	Lundy	Njie 2-2
at Illinois	Pickett	Wynter	Funk	Dread	Lundy 1-0
CANISIUS	Pickett	Wynter	Funk	Lundy	Dorsey 5-1
QUINNIPIAC	Pickett	Wynter	Funk	Dread	Njie 1-0
DELAWARE STATE	Pickett	Wynter	Funk	Lundy	Njie 3-2
IOWA	Pickett	Wynter	Funk	Lundy	Njie 4-2
at Michigan	Pickett	Wynter	Funk	Lundy	Njie 4-3
PURDUE	Pickett	Dread	Funk	Lundy	Njie 0-1
INDIANA	Pickett	Wynter	Funk	Lundy	Njie 5-3
at Wisconsin	Pickett	Wynter	Funk	Lundy	Njie 5-4
NEBRASKA	Pickett	Wynter	Funk	Lundy	Njie 6-4

OPP.	Record				
at Rutgers	Pickett	Wynter	Funk	Lundy	Njie 6-5
MICHIGAN	Pickett	Funk	Lundy	Dorsey	Henn 1-0
at Purdue	Pickett	Funk	Lundy	Dorsey	Henn 1-1
at Nebraska	Pickett	Funk	Lundy	Dorsey	Henn 1-2
WISCONSIN	Pickett	Wynter	Funk	Lundy	Henn 0-1
at Maryland	Pickett	Wynter	Funk	Lundy	Njie 6-6
ILLINOIS	Pickett	Wynter	Funk	Lundy	Njie 7-6
at Minnesota	Pickett	Wynter	Funk	Lundy	Njie 8-6
at Ohio State	Pickett	Wynter	Funk	Lundy	Njie 9-6
RUTGERS	Pickett	Wynter	Funk	Lundy	Njie 9-7
at Northwestern	Pickett	Wynter	Funk	Lundy	Njie 10-7
MARYLAND	Pickett	Wynter	Funk	Lundy	Njie 11-7
vs. Illinois	Pickett	Wynter	Funk	Lundy	Njie 12-7
vs. Northwestern	Pickett	Wynter	Funk	Lundy	Njie 13-7
vs. Indiana	Pickett	Wynter	Funk	Lundy	Njie 14-7
vs. Purdue	Pickett	Wynter	Funk	Lundy	Njie 14-8
vs. Texas A&M	Pickett	Wynter	Funk	Lundy	Njie 15-8
vs. Texas	Pickett	Wynter	Funk	Lundy	Njie 15-9

**BOLD** denotes new lineup.

# 2022-23 SEASON REVIEW

## SCHEDULE & RESULTS

### OVERALL RECORD

23-14

BIG TEN .....	10-10
NON-CONFERENCE.....	13-4
HOME .....	13-4
AWAY .....	4-7
NEUTRAL .....	6-3

### DATE OPPONENT TV RESULT

N7 Mon.	WINTHROP	B1G+	93-68	W
N10 Thu.	LOYOLA (MD.)	B1G+	90-65	W
N14 Mon.	BUTLER <sup>1</sup>	FS1	68-62	W
N17 Thu.	vs. Furman <sup>2</sup>	ESPNU	73-68	W
N18 Fri.	vs. Virginia Tech <sup>2</sup>	ESPN2	59-61	L
N20 Sun.	vs. Colorado State <sup>2</sup>	ESPNU	68-56	W
N25 Fri.	LAFAYETTE	B1G+	70-57	W
N29 Tue.	at Clemson <sup>3</sup>	ESPNU	94-101 L <sup>(20)</sup>	
D7 Wed.	MICHIGAN STATE*	BTN	58-67	L
D10 Sat.	at No. 11 Illinois*	BTN	74-59	W
D18 Sun.	CANISIUS	BTN	97-67	W
D22 Thu.	QUINNIPIAC	BTN	77-68	W
D29 Thu.	DELAWARE STATE	B1G+	60-46	W
J1 Sun.	IOWA*	BTN	83-79	W
J4 Wed.	at Michigan*	BTN	69-79	L
J8 Sun.	No. 1 PURDUE <sup>4</sup>	BTN	63-76	L
J11 Wed.	INDIANA*	BTN	85-66	W
J17 Tue.	at Wisconsin*	BTN	60-63	L
J21 Sat.	NEBRASKA*	BTN	76-65	W
J24 Tue.	at Rutgers*	BTN	45-65	L
J29 Sun.	MICHIGAN*	BTN	83-61	W
F1 Wed.	at No. 1 Purdue*	BTN	60-80	L
F5 Sun.	at Nebraska*	BTN	63-72	L
F8 Wed.	WISCONSIN*	BTN	74-79 L <sup>(0)</sup>	
F11 Sat.	at Maryland*	BTN	68-74	L
F14 Tue.	ILLINOIS*	ESPNU	93-81	W
F18 Sat.	at Minnesota*	BTN	76-69	W
F23 Thu.	at Ohio State*	FS1	75-71	W
F26 Sun.	RUTGERS*	BTN	56-59	L
M1 Wed.	at Northwestern*	BTN	68-65 W <sup>(0)</sup>	
M5 Sun.	No. 21 MARYLAND*	BTN	65-64	W

### BIG TEN TOURNAMENT

M9 Thu.	vs. Illinois	BTN	79-76	W
M10 Fri.	vs. Ohio State	BTN	67-65 W <sup>(0)</sup>	
M11 Sat.	vs. No. 19 Indiana	CBS	77-73	W
M12 Sun.	vs. No. 5 Purdue	CBS	65-67	L

### NCAA TOURNAMENT

M16 Thu.	vs. Texas A&M	TBS	76-59	W
M18 Sat.	vs. Texas	CBS	66-71	L

- 1 - Gavitt Tipoff Games (University Park, Pa.)
- 2 - Charleston Classic (Charleston, S.C.)
- 3 - B1G/ACC Challenge (Clemson, S.C.)
- 4 - Home game played at the Palestra (Philadelphia, Pa.)

\* - Big Ten Conference game  
All rankings are from the Associated Press Poll.

## G1: Penn State 93, Winthrop 68

Nov. 7, 2022 Bryce Jordan Center (University Park, Pa.)

Winthrop - 68		Record: 0-1																
NO.	Name	Min	FG	3P	FT	Rebounds	Fouls	TP	AS	TO	ST	Blocks	pts	+-				
			%	%	%	OR	DR											
4	Kellon Tallford	31:06	8-10	0-1	2-2	1	6	7	0	4	18	1	4	0	1	0	-32	
33	Chase Claxton	F 30:01	0-2	0-1	2-2	0	1	1	0	1	2	1	0	0	1	1	0	-20
0	Sam Cere McMahon	G 30:33	4-11	3-5	0-0	0	2	2	2	1	11	1	3	0	0	1	-18	
1	Toneel Lane	G 23:30	5-7	5-7	2-2	0	0	0	1	1	17	0	1	0	0	1	-19	
21	Isaiah Wilson	G 19:34	1-4	0-1	3-4	0	2	2	3	3	5	0	2	1	0	1	-23	
12	Cory Hightower	33:52	4-13	3-9	4-4	0	4	4	3	2	15	6	2	2	0	2	-19	
9	Howard Fleming Jr.	17:25	0-1	0-1	0-0	0	3	2	1	0	2	4	2	0	0	3		
23	Michael Moore	08:54	0-0	0-0	0-0	2	1	3	1	2	0	1	0	1	0	1	0	
10	Cameron Whiteside	04:55	0-1	0-0	0-0	0	1	1	0	0	0	0	0	0	0	1	-4	
Team						0	2	2			0							
Totals		22-49	11-25	10-14	3	22	25	12	13	22	17	7	3	5	25			

Penn St. - 93		Record: 1-0														
NO.	Name	Min	FG	3P	FT	Rebounds	Fouls	TP	AS	TO	ST	Blocks	pts	+-		
			%	%	%	OR	DR									
1	Seth Lundy	F 22:50	2-4	2-4	4-7	0	3	3	1	5	10	3	1	1	0	10
4	Caleb Dorsey	F 22:26	2-4	1-2	0-0	2	4	6	2	0	5	4	0	0	0	12
10	Andrew Funk	G 30:23	8-12	6-10	0-0	0	2	2	2	1	22	4	1	2	0	35
11	Cameron Wytler	G 23:46	3-7	0-2	3-3	1	2	3	1	2	8	3	3	0	0	17
22	Jalen Pickett	G 32:06	8-13	3-5	2-2	1	4	2	2	0	12	0	1	2	0	36
2	Myles Dread	21:26	4-6	4-6	0-0	0	2	2	0	0	12	2	0	1	1	6
3	Kobee Nije	10:04	2-3	0-0	0-0	2	1	3	4	0	4	2	0	1	1	8
23	Dillon Johnson	17:58	0-4	0-4	0-0	0	4	4	0	0	1	2	0	0	0	-1
12	Evan Mahaffey	05:56	1-2	0-1	0-1	1	1	1	0	1	2	0	0	0	1	-2
0	Karys Clay	05:05	0-1	0-0	0-0	0	0	0	2	1	0	0	0	0	0	-6
5	Jamuel Brown	02:46	1-2	1-2	0-0	1	1	1	0	3	0	0	0	0	0	-1
15	Dan Conlan	01:10	0-1	0-0	0-0	0	0	0	0	0	0	0	0	0	0	-1
24	Michael Henn	02:46	1-1	1-1	0-0	0	0	0	0	0	3	1	0	0	0	-1
33	Andy Christo	01:06	0-0	0-0	0-0	0	0	0	0	0	0	0	0	0	0	0
35	Wheam Jagiel	00:30	0-0	0-0	0-0	0	0	0	0	0	0	0	0	0	0	0
Team						0	1	1	0							
Totals		33-60	18-38	9-13	6	25	31	15	12	93	24	11	8	3	25	

WINTHR		PSU		Points from		WINTHR		PSU		Period by Period Scoring		
Biggest lead	1 (1 <sup>st</sup> 17:33)	27 (2 <sup>nd</sup> 1:08)	Turnovers	15	28	1st	2nd	TOT	WINTHR	32	36	68
Best Scoring Run	8 (2 <sup>nd</sup> 10:04)	11 (1 <sup>st</sup> 2:54)	Paint	22	30							
Lead Changes	2	2	Second Chance	3	10							
Times Tied	1	1	Fast Breaks	7	15							
Time with Lead	00:28	36:40	Bench	15	24							

## PENN STATE DRILLS PROGRAM-RECORD 18 3-POINTERS IN OPENING NIGHT WIN

The Penn State men's basketball team drained a program-record 18 3-pointers en route to a dominant 93-68 victory over Winthrop in the 2022-23 season opener at the Bryce Jordan Center.

Penn State put together a dominant offensive effort to the tune of 93 points, its most in a single game since putting up 95 against Nebraska on Feb. 19, 2019. The Nittany Lions' single-game record 18 3-pointers came on a blistering 47.4 percent (18-38) clip from beyond the arc.

Guard Jalen Pickett led Penn State with 23 points on 9-of-13 shooting, five rebounds and five assists. Guard Andrew Funk drilled six three points and shot 8-for-12 from the field to put up 22 points in his Penn State debut. A total of 10 Nittany Lions scored in the well-balanced team effort.

### NOTES

- The Nittany Lions' single-game record of 18 3-pointers bested the previous school record of 15 that was set three times, most recently against Cornell last season.
- Penn State's 93 points were its most since putting up 95 against Nebraska on Feb. 19, 2019.
- Penn State's 24 assists were its most since recording 24 against Central Connecticut State on Dec. 20, 2019.
- Andrew Funk (22) and Jalen Pickett (23) were the first pair of Penn State teammates to post 20-point efforts in the same game since Seth Lundy (23) and Sam Sessoms (20) vs. Cornell on Nov. 11, 2021.
- Penn State has won its last six season openers.
- The Nittany Lions moved to 7-0 all-time against current members of the Big South.

# BOX SCORES & POSTGAME NOTES

## G2: Penn State 90, Loyola (Md.) 65

Nov. 10, 2022 Bryce Jordan Center (University Park, Pa.)

Loyola Maryland - 65																
Record: 0-2																
NO. Name	F	Min	FG	3P	FT	Rebounds	Fouls	PF	AS	TO	ST	Blocks	+/-			
														MA	MA	MA
10 Golden Dike	F	29:09	5-8	0-0	0-0	3 3	6	1	5	10	1	1	1	0	0	-19
23 David Brown III	F	24:59	1-5	1-4	0-0	0 3	0	1	3	1	0	1	0	0	-23	
7 Jayvin Andrews	G	33:09	4-10	2-5	2-4	2 4	1	4	23	2	1	2	0	0	-12	
12 Dean Perry	G	24:19	2-6	1-2	0-0	0 1	1	2	0	5	2	2	0	0	-17	
25 Kenneth Jones	G	30:37	4-11	1-4	0-0	4 4	2	1	9	4	2	0	1	0	-7	
20 Chis Kuzenka	G	17:19	1-1	0-0	4-4	2 2	4	3	6	1	0	0	0	0	-16	
13 Markese Redding	G	10:51	0-0	0-0	0-0	2 2	1	3	2	4	2	1	0	0	-6	
5 Isaiah Alexander	S	15:45	2-3	1-1	0-0	2 2	1	0	1	5	1	2	0	0	-8	
15 Tyson Commander	S	12:16	0-2	0-2	0-0	0 0	0	0	1	0	0	0	0	0	-14	
24 Darran Gray	T	01:36	0-1	0-1	0-0	0 0	0	0	0	0	0	0	0	0	-4	
Team			0	0	0	0	0	0	0	0	0	0	0	0		
Totals		26:56	6-19	7-10	5	21	26	14	77	65	14	9	4	1	0	-25

Penn St. - 90															
Record: 2-0															
NO. Name	F	Min	FG	3P	FT	Rebounds	Fouls	PF	AS	TO	ST	Blocks	+/-		
														MA	MA
1 Seth Lundy	F	16:42	3-5	2-4	2-3	1 1	2	4	2	0	1	0	0	0	18
4 Caleb Dorsey	F	15:21	3-4	1-1	1-2	0 2	2	3	0	8	0	1	0	0	9
10 Andrew Funk	G	28:44	1-5	1-5	0-0	1 1	4	5	0	1	2	0	0	0	-16
11 Camren Wynter	G	23:24	7-9	3-4	1-1	0 4	4	0	2	18	3	1	0	0	17
22 Jalen Pickett	G	30:31	2-8	1-2	0-0	1 2	3	0	5	11	2	1	0	1	22
22 Myles Dread	G	20:36	4-8	4-7	0-0	1 1	1	1	0	12	2	0	1	0	9
3 Keiba Nje	S	16:25	4-5	0-0	4-5	2 4	6	3	4	12	2	1	0	0	6
23 Dallan Johnson	S	16:13	3-5	2-4	0-0	0 3	2	1	8	0	0	0	0	0	11
5 Jameel Brown	S	09:57	0-1	0-0	0-0	3 2	0	0	0	0	0	0	0	0	2
12 Evan Mahaffey	S	06:52	2-2	0-0	0-0	1 1	1	0	4	0	2	0	0	0	4
0 Kanye Clary	S	10:29	3-4	1-1	0-0	1 1	2	0	7	1	0	1	0	0	5
24 Michael Henn	S	03:40	1-1	1-1	0-0	0 0	0	0	0	0	0	0	0	0	7
15 Dan Corlan	T	03:24	0-0	0-0	0-0	0 0	0	0	0	0	0	0	0	0	5
Team			0	0	0	0	3	3	0	0	0	0	0	0	5
Totals		33:57	16-30	8-11	5	28	23	17	90	21	8	4	0	1	25

Technical Fouls:NONE

Biggest lead	LOYMD		PSU		Points from Turnovers	LOYMD	PSU	Period by Period Scoring	
	0 (1 <sup>st</sup> 20:00)	25 (2 <sup>nd</sup> 04:48)	25 (2 <sup>nd</sup> 04:48)	25 (2 <sup>nd</sup> 04:48)				1st	2nd
Best Scoring Run	0 (1 <sup>st</sup> 8:49)	6 (1 <sup>st</sup> 15:39)	7 (2 <sup>nd</sup> 05:56)	16 (2 <sup>nd</sup> 05:44)	6	13	28	30	65
Lead Changes	0	0	5	9	LOYMD	29	36	65	
Times Tied	0	0	4	7	PSU	40	50	90	
Time with Lead	00:00	39:13	Fast Breaks	5	13	Bench	33	35	68

## WELL-BALANCED TEAM EFFORT LEADS NITTANY LIONS TO 90-65 WIN

The Penn State men's basketball team got contributions from up and down the lineup in another highly-efficient offensive performance as the Nittany Lions took down Loyola University Maryland 90-65 inside the Bryce Jordan Center.

Penn State has now scored 90 or more points in both of its games this season as the Nittany Lions start the 2022-23 campaign 2-0. Penn State has made 34 3-pointers and tallied 45 assists on 66 made baskets between the first two games.

Eleven different Nittany Lions scored as Penn State shot a blistering 57.9 percent (33-57) from the field and 53.5 percent (16-30) from 3-point range. The Penn State bench contributed 46 points in the full-team effort.

### NOTES

- Penn State's 90 points against Loyola and 93 points in its season opener marked the first time since December 2016 that Penn State scored 90 points in back-to-back games.
- The Nittany Lions hit 16 3-pointers tonight after draining 18 Monday, marking the first time in program history that Penn State hit 15 or more 3-pointers in back-to-back games.
- Penn State shot 70.4 percent (19-27) from the field in the second half. It marks the first time that the Nittany Lions have shot over 70 percent in a half since Jan. 15, 2018 against Northwestern (70.8%).
- The Nittany Lions dished 21 assists against the Greyhounds after tallying 24 in their season opener. It marked the first time Penn State has record 20-plus assists in back-to-back games since Jan. 2, 2018 (20 at Maryland) and Dec. 30, 2017 (22 vs. Coppin State).

## G3: Penn State 68, Butler, 62

Nov. 14, 2022 Bryce Jordan Center (University Park, Pa.)

Butler - 62															
Record: 1-1															
NO. Name	F	Min	FG	3P	FT	Rebounds	Fouls	PF	AS	TO	ST	Blocks	+/-		
														MA	MA
41 Simas Lukosius	F	40:00	5-15	3-8	0-0	0 5	5	2	3	13	2	0	1	0	-19
15 Manny Bates	C	33:02	6-12	0-0	0-0	4 6	10	1	2	16	2	0	1	3	-0
2 Eric Hunter Jr.	G	36:21	1-10	0-4	1-2	0 1	1	1	2	3	4	0	2	0	-8
3 Chuck Harris	G	28:53	4-11	1-5	2-2	0 4	4	6	3	11	0	3	0	1	-6
13 Jayden Taylor	G	32:08	3-13	0-4	8-8	1 5	6	0	4	14	2	1	1	1	0
0 D.J. Hughes	S	06:55	1-2	0-0	0-0	2 0	2	0	2	1	0	2	0	0	-5
14 Pierce Thomas	S	16:45	1-2	1-2	0-0	0 0	6	0	0	3	1	1	0	0	-7
12 Myles Tate	S	03:56	0-2	0-0	0-0	0 1	3	0	0	0	0	0	0	0	-2
Team			0	0	1	0	0	0	0	0	0	0	0	0	-4
Totals		23:67	5-23	11-12	7	29	36	13	14	62	11	5	9	4	-2

Technical Fouls:NONE

Penn St. - 68															
Record: 3-0															
NO. Name	F	Min	FG	3P	FT	Rebounds	Fouls	PF	AS	TO	ST	Blocks	+/-		
														MA	MA
1 Seth Lundy	F	30:33	4-5	2-3	0-0	0 9	9	1	1	10	1	2	0	0	8
4 Caleb Dorsey	F	22:51	4-9	1-2	0-0	1 4	5	2	1	9	0	1	0	1	3
10 Andrew Funk	G	33:09	4-9	3-7	0-0	2 2	3	1	11	1	4	1	0	0	-18
11 Camren Wynter	G	29:14	4-9	1-3	2-3	1 2	3	0	3	11	3	2	0	0	-12
22 Jalen Pickett	G	31:57	6-18	1-5	2-2	1 9	10	3	5	15	11	0	2	1	2
22 Myles Dread	S	26:37	2-3	2-3	0-0	3 3	1	0	6	1	1	0	0	0	11
3 Keiba Nje	S	12:26	2-5	0-1	0-0	6 6	2	1	4	1	1	1	0	0	9
23 Dallan Johnson	S	13:53	1-1	0-0	0-0	0 0	0	0	2	1	0	0	0	0	9
Team			0	0	1	1	2	0	0	0	0	0	0	0	0
Totals		27:59	10-24	4-5	4	36	40	14	13	68	15	11	5	2	4

Technical Fouls:NONE

Biggest lead	BUTLER		PSU		Points from Turnovers	BUTLER	PSU	Period by Period Scoring	
	2 (1 <sup>st</sup> 19:42)	16 (2 <sup>nd</sup> 5:44)	12	6				1st	2nd
Best Scoring Run	2 (1 <sup>st</sup> 19:42) <td>16 (2<sup>nd</sup> 5:44) <td>12</td> <td>6</td> <td>6</td> <td>13</td> <td>24</td> <td>30</td> <td>68</td> </td>	16 (2 <sup>nd</sup> 5:44) <td>12</td> <td>6</td> <td>6</td> <td>13</td> <td>24</td> <td>30</td> <td>68</td>	12	6	6	13	24	30	68
Lead Changes	1	7	5	8	LOYMD	29	36	65	
Times Tied	0	0	4	7	PSU	40	50	90	
Time with Lead	03:09	35:29	Fast Breaks	5	12	Bench	33	35	68

## PENN STATE TAKES DOWN BUTLER 68-62 IN GAVITT TIPOFF GAMES

The Penn State men's basketball team earned a hard-fought 68-62 win over Butler in the Gavitt Tipoff Games to move to 3-0 on the season at the Bryce Jordan Center.

Senior+ guard Jalen Pickett recorded just the second triple-double in Penn State history, finishing with 15 points, 10 rebounds and 11 assists. It marks the first triple-double for a Nittany Lion since all-time great Calvin Booth had 19 points, 10 rebounds and 10 blocks in the NIT at Dayton on March 16, 1998.

Penn State's defense set the tone for the victory as the Nittany Lions held Butler to a 34.3 percent (23-for-67) mark from the field and 21.7 percent (5-for-23) clip from 3-point range. The Nittany Lions out-rebounded the Bulldogs 40-36 and held a 30-24 edge in points in the paint.

Pickett led the Nittany Lions offensively, while senior guards Andrew Funk and Camren Wynter added 11 points apiece and Seth Lundy chipped in 10.

### NOTES

- Jalen Pickett recorded the second triple-double in Penn State history with 15 points, 11 assists, and 10 rebounds. The only other Nittany Lion to accomplish the feat was Penn State all-time great Calvin Booth (19 points, 10 rebounds, 10 blocks) on March 16, 1998, in an NIT game at Dayton.
- Pickett posted the first double-figure rebound game for a Nittany Lion in the campaign with his 10 boards against the Bulldogs.
- Andrew Funk recorded his 200th career 3-pointer in the victory.
- Penn State moved to 3-0 for the first time since the 2019-20 season.

# 2022-23 SEASON REVIEW

## G4: Penn State 73, Furman 68

Nov. 17, 2022 TD Arena (Charleston, S.C.)

Furman - 68		Record: 4-1														
NO.	Name	Min.	FG	3P	FT	Rebounds	Fouls	TP	AS	TO	ST	Blocks		+/-		
												BS	BA			
13	Garrett Hien	F	11:58	1-4	0-1	0-2	0	1	1	0	1	0	1	0	-15	
20	Jalen Silawson	F	33:25	5-8	0-3	0-1	2	4	6	3	3	10	7	2	1	2
1	JP Paggus	G	30:44	3-10	3-7	0-0	3	3	2	1	9	0	1	0	2	
3	Mike Botwell	G	36:25	10-20	3-10	3-4	4	2	6	5	26	4	0	1	2	
5	Marcus Foster	G	20:26	0-6	0-3	0-1	4	5	1	0	0	2	0	0	-10	
4	Ben VanderWal	F	24:25	1-2	1-2	0-0	3	3	2	1	3	0	1	0	3	
11	Carren Wyatt	F	13:07	1-5	1-2	0-0	2	2	0	0	3	1	0	0	0	
15	Tyrese Hughley	F	23:24	6-8	3-5	0-0	5	6	11	4	15	2	2	2	0	
22	Joe Anderson	F	03:35	0-0	0-0	0-0	0	0	0	1	0	0	0	0	-7	
12	Jozely Lawrence	F	02:31	0-1	0-1	0-0	0	1	1	0	0	0	0	0	0	
Team			2		5		0		11		0		0		0	
Totals			27:04	11-34	3-7	14	28	40	14	12	68	14	11	4	5	-2

Technical Fouls: NONE

Penn St. - 73		Record: 4-0														
NO.	Name	Min.	FG	3P	FT	Rebounds	Fouls	TP	AS	TO	ST	Blocks		+/-		
												BS	BA			
1	Seth Lundy	F	32:17	6-11	3-7	5-5	1	6	7	1	3	20	2	1	0	-3
4	Caleb Dorsey	F	16:20	1-4	0-0	0-0	2	3	5	2	2	1	2	1	0	1
10	Andrew Funk	G	34:19	2-10	2-8	0-0	1	1	2	2	6	1	1	0	1	
11	Camren Wynter	G	28:59	3-8	1-2	0-0	0	3	3	1	0	7	3	1	0	0
22	Jalen Pickett	G	33:24	8-11	1-1	3-4	1	3	4	3	5	20	1	1	1	1
2	Myles Dread	F	27:36	3-6	3-6	0-0	1	3	4	2	0	9	1	1	0	0
3	Kobak Nje	F	11:20	3-6	0-0	0-0	1	3	4	0	1	6	0	0	0	-3
23	Dallon Johnson	F	09:46	1-3	1-3	0-0	1	1	0	0	3	1	0	0	0	-14
12	Evan Mahaffey	F	05:59	0-0	0-0	0-0	1	1	1	1	0	0	0	0	0	-3
Team			27		11		3		23		7		25		32	
Totals			27:59	11-31	8-9	7	25	32	12	14	73	16	9	3	2	5

Technical Fouls: NONE

Biggest lead	PSU	VPI	Points from		Period by Period Scoring									
			Turnovers	9	8	1st	2nd	TOT						
5 (1 <sup>st</sup> 19:09)	21	13 (1 <sup>st</sup> 5:19)	1	1	1	1	1	1	1	1	1	1	1	1
Best Scoring Run	10 (2 <sup>nd</sup> 4:57)	10 (1 <sup>st</sup> 6:44)	Paint	28	20	20	29	39	68					
Lead Changes	1	0	Second Chance	13	8									
Times Tied	1	0	Breaks	8	3									
Time with Lead	03:52	35:15	Bench	21	18									

## PENN STATE HOLDS OFF FURMAN FOR 73-68 WIN IN CHARLESTON CLASSIC OPENER

The Penn State men's basketball team fended off a furious Furman comeback attempt as the Nittany Lions earned a 73-68 win over the Paladins in the opening game of the Charleston Classic at TD Arena. Penn State advances through the winners bracket to take on Virginia Tech.

The Nittany Lions got off to a hot start and led by as much as 21 in the first half. Furman heated up in the second half, slowly chipping away at the Penn State lead until it was a one-point game in the final two minutes. The Penn State defense held on, however, and added four clutch points from Seth Lundy in the final 1:22 to close out the 73-68 victory.

Lundy finished with 20 points and a team-best seven rebounds, while senior+ guard Jalen Pickett finished with 20 points and team-best seven assists. Myles Dread knocked down three triples for nine points.

### NOTES

- Penn State started a season 4-0 for the first time since the 2019-20 season.
- The Nittany Lions were shooting 46.2 percent from 3-point range while averaging 13.8 3-pointers per game through four games.
- The Nittany Lions had recorded 16 or more assists in all four games in 2022-23 thus far after dishing 16 against Furman.
- Senior+ guard Camren Wyatt eclipsed 1,700 career points with his seven points this afternoon.

## G5: Virginia Tech 61, Penn State 59

Nov. 18, 2022 TD Arena (Charleston, S.C.)

Penn St. - 59		Record: 4-1 (8-1)														
NO.	Name	Min.	FG	3P	FT	Rebounds	Fouls	TP	AS	TO	ST	Blocks		+/-		
												BS	BA			
1	Seth Lundy	F	33:49	1-5	0-2	2-4	2	7	9	3	3	4	3	0	0	0
4	Caleb Dorsey	F	06:03	0-1	0-1	0-0	0	1	1	0	0	0	0	1	0	-8
10	Andrew Funk	G	36:37	8-18	5-11	0-0	0	1	1	0	0	21	1	1	1	0
11	Camren Wynter	F	17:19	1-4	0-1	0-0	0	1	0	0	0	2	0	4	1	0
22	Jalen Pickett	G	38:57	4-10	1-2	0-0	1	6	7	3	5	9	8	4	3	0
3	Kobak Nje	F	06:00	1-3	0-0	0-0	0	1	1	1	1	2	1	0	0	-8
2	Myles Dread	F	20:02	5-11	5-11	0-0	2	2	4	2	0	15	0	1	1	0
23	Dallon Johnson	F	14:53	1-4	0-2	0-0	0	2	2	1	2	1	1	0	0	-7
12	Evan Mahaffey	F	16:20	2-2	0-0	0-0	3	2	5	1	1	4	1	2	0	0
Team			23		3		0		3		0		0		0	
Totals			23:56	11-30	2-4	9	26	34	12	12	59	15	14	6	4	2

Technical Fouls: NONE

Virginia Tech - 61		Record: 5-0 (1-0)														
NO.	Name	Min.	FG	3P	FT	Rebounds	Fouls	TP	AS	TO	ST	Blocks		+/-		
												BS	BA			
21	Grant Basile	F	26:25	7-11	1-3	2-3	0	4	4	2	3	17	3	1	3	0
25	Justyn Mutts	F	37:55	5-12	0-1	0-2	2	10	12	2	5	10	5	4	1	0
0	Hunter Calhoun	G	38:04	1-6	1-6	0-0	4	4	4	1	3	1	0	4	0	-4
33	Sepp Pedulla	G	37:55	5-13	0-6	0-0	1	1	1	1	10	8	1	3	0	3
13	Darius Maddox	G	33:11	5-8	1-2	0-0	3	2	5	1	0	11	1	1	0	0
12	MJ Collins	F	15:45	0-2	0-2	0-2	1	3	4	2	1	2	1	0	0	0
34	Mylajay Potot	F	07:50	2-5	0-0	0-0	1	1	1	1	1	5	0	1	0	0
15	Lynn Kidd	F	02:45	1-1	0-0	0-0	0	0	0	0	0	2	0	1	0	-1
Team			2		3		0		11		0		0		0	
Totals			28:58	11-30	6-9	8	26	34	12	12	61	14	9	4	0	2

Technical Fouls: NONE

Biggest lead	PSU	VPI	Points from		Period by Period Scoring									
			Turnovers	9	8	1st	2nd	TOT						
7 (1 <sup>st</sup> 5:29)	16	10 (1 <sup>st</sup> 10:01)	1	1	1	1	1	1	1	1	1	1	1	1
Best Scoring Run	7 (1 <sup>st</sup> 5:29)	10 (1 <sup>st</sup> 10:01)	Paint	24	20	20	29	30	59					
Lead Changes	0	0	Second Chance	11	11									
Times Tied	0	0	Breaks	12	2									
Time with Lead	00:00	39:48	Bench	23	10									

## NITTANY LIONS COME UP JUST SHORT IN 61-59 LOSS TO VIRGINIA TECH

The Penn State men's basketball team trimmed a 16-point deficit down to two and had a chance to win the game at the end, but RV/RV Virginia Tech held on in the final seconds to hand the Nittany Lions their first loss of the season, 61-59, in the Charleston Classic semifinal round at TD Arena.

Penn State will face Colorado State in the Charleston Classic third-place game.

The Hokies got out to a 16-point lead just 10 minutes into the game, but Penn State chipped away and made it a one-possession game in the final four minutes. Andrew Funk led the Nittany Lions with 21 points, 13 of which came in the second half. Myles Dread drilled five 3-pointers for a season-best 15 points. Jalen Pickett finished with nine points, eight assists and seven rebounds. Seth Lundy led the team with nine rebounds, while freshman Evan Mahaffey was a big spark off the bench in the second half, adding four points and five rebounds.

### NOTES

- The Hokies came into the game averaging 85.5 ppg and the Nittany Lions limited Virginia Tech to a then-season-low 61 points.
- The Nittany Lions held Virginia Tech to a 3-for-19 (15.8%) mark from 3-point range.
- Penn State finished the game with 11 3-pointers and the Nittany Lions have made double-digit threes in all five of their games in 2022-23.
- Myles Dread (5) and Andrew Funk (5) have knocked down multiple three-pointers in every game thus far into the season. Dread's five treys tied his career high.
- The Nittany Lions had recorded 15 or more assists in all five games of the season thus far.

# BOX SCORES & POSTGAME NOTES

## G6: Penn State 68, Colorado State 56 Nov. 20, 2022 TD Arena (Charleston, S.C.)

Penn St. - 68		Record: 6-1														
NO. Name	FG	3P	FT	Rebounds		Fouls		PF	AS	TO	ST	Blocks		+/-		
				OR	DR	OR	DR					BS	BA			
1 Seth Lundy	F 31-18	6-10	3-5	2-3	0	8	8	4	3	17	0	1	1	0	1	17
3 Kebba Njie	F 16-32	2-5	1-2	3-3	2	1	3	3	2	8	0	2	0	0	0	18
10 Andrew Funk	G 35-26	3-11	2-5	0-0	0	3	3	0	0	8	2	1	0	0	0	14
11 Camren Wynter	G 29-10	2-5	1-3	4-4	0	2	2	1	2	9	1	2	0	0	0	18
22 Jalen Pickett	G 35-00	7-16	1-5	1-2	0	11	11	0	2	16	3	0	1	0	0	12
2 Myles Dread	G 15-16	1-3	1-3	0-0	0	2	2	1	3	3	0	0	0	0	0	10
4 Caleb Dorsey	G 12-56	0-0	0-0	0	1	2	1	0	0	0	1	0	0	0	0	3
12 Evan Mahaffey	G 03-31	0-3	0-2	2-4	0	0	0	1	2	2	0	0	1	0	0	-5
23 Dalton Johnson	G 06-27	0-0	0-0	0-0	0	0	0	0	0	0	0	0	0	0	0	4
0 Karyne Chaly	G 11-24	2-2	0-0	1-1	0	0	0	0	2	1	5	0	1	1	0	1
Team		0	4	4	0	0	0	0	0	1	0	0	0	0	0	0
Totals		23-55	9-28	13-17	3	32	35	13	15	68	7	8	3	1	1	12

Colorado St. - 56		Record: 4-2														
NO. Name	FG	3P	FT	Rebounds		Fouls		PF	AS	TO	ST	Blocks		+/-		
				OR	DR	OR	DR					BS	BA			
10 James Moors	F 15-33	1-6	0-1	2-3	1	6	7	2	4	4	2	2	0	0	0	-17
1 John Torre	G 33-11	5-14	2-2	2-2	3	10	13	1	1	14	1	1	1	0	0	-14
5 Baylor Hebb	G 13-48	0-1	0-1	0-0	0	0	0	0	0	0	1	1	0	0	0	-13
15 Jalen Lake	G 29-25	1-7	1-5	0-0	0	2	2	0	3	1	1	0	0	0	0	-16
23 Isaiah Rivera	G 33-36	6-13	2-7	1-1	1	1	2	2	15	5	0	0	0	0	0	-13
2 Tayontae Jackson	G 26-12	1-5	1-3	2-2	0	3	3	3	1	5	2	1	1	1	0	1
3 Jonathan Strong	G 18-51	1-5	0-3	0-0	0	2	2	2	1	2	1	1	0	0	0	9
12 Patrick Cartier	G 18-58	5-11	0-2	1-2	2	4	6	2	3	11	0	1	2	0	0	0
29 Joe Palmer	G 09-35	1-2	0-1	0-0	0	1	2	3	1	1	2	0	1	0	0	3
Team		0	0	0	0	3	1	4	0	0	0	0	0	0	0	0
Totals		21-64	6-30	6-10	11	31	42	15	13	56	13	9	4	1	1	-12

Biggest lead	PSU		CSU		Points from Turnovers	PSU	CSU	Period by Period Scoring	
	1st	2nd	3rd	4th				1st	2nd
Biggest lead	19	(2 <sup>nd</sup> 5:09)	0	0	7	7	7	7	20
Best Scoring Run	13	(1 <sup>st</sup> 13:05)	5	1	22	22	22	22	22
Lead Changes	0		5	15	5	15	15	15	15
Times Tied	0		12	2	12	2	2	2	2
Time with Lead	39:37	00:00	10	20	10	20	20	20	20

## NITTANY LIONS CRUISE TO 68-56 WIN OVER COLORADO STATE

The Penn State men's basketball team used a dominating defensive effort to take down Colorado State 68-56 in the third-place game of the Charleston Classic at TD Arena.

The Nittany Lions set the tone from the start, jumping out to a 13-0 lead and never letting the Rams closer than six in the wire-to-wire victory. The Penn State defense held Colorado State to a then season-low 56 points, 18.2 points below the 74.2 ppg average the Rams entered the game with.

Senior Seth Lundy led the Nittany Lions with 17 points and added eight rebounds. Senior+ Jalen Pickett recorded a double-double with 16 points and 11 rebounds. Senior+ Camren Wynter added nine points, while senior+ Andrew Funk and freshman Kebba Njie each tallied eight.

Pickett earned a spot on the Charleston Classic All-Tournament team after averaging 15.0 ppg, 7.3 rpg and 6.0 apg through the three tournament contests.

### NOTES

- The Rams entered the game averaging 74.2 ppg game and Penn State held Colorado State 18.2 points below their season scoring average.
- Penn State held a 12-2 edge in fast-break points.
- Seth Lundy finished with a game-high 17 points on 6-of-10 shooting. He added eight rebounds and a steal.
- Jalen Pickett notched his second double-double in his last four games with 16 points and 11 rebounds.
- Freshman Kebba Njie earned his first-career start.

## G7: Penn State 70, Lafayette 57 Nov. 25, 2022 Bryce Jordan Center (University Park, Pa.)

Lafayette - 57		Record: 1-6														
NO. Name	FG	3P	FT	Rebounds		Fouls		PF	AS	TO	ST	Blocks		+/-		
				OR	DR	OR	DR					BS	BA			
13 Josh Rivera	F 27-56	2-8	0-0	0-2	6	2	8	1	2	4	0	2	0	0	0	21
33 Leo O'Boyle	F 26-19	6-9	4-5	3-3	0	0	0	0	1	2	16	0	1	3	0	19
44 Jacob Rubenstein	G 15-28	2-3	1-3	4-4	1	4	4	1	4	5	0	1	0	0	0	16
1 Ryan Zambie	G 17-30	0-5	0-1	0-0	3	3	1	0	0	0	1	0	0	0	0	16
4 CJ Faton	G 31-26	2-7	1-5	0-0	2	8	10	0	0	5	5	2	0	0	0	21
14 Kyle Jenkins	G 19-18	3-6	1-3	0-0	1	0	1	1	1	7	0	0	1	1	0	16
20 T.J. Berger	G 17-39	2-8	2-7	0-0	1	2	3	0	0	6	1	0	0	0	0	14
2 Jon Brantley	G 15-51	0-7	0-4	0-0	0	2	2	0	0	0	0	0	0	0	0	-8
5 Eric Sandberg	G 11-55	0-0	0-0	0	1	3	4	2	1	0	0	0	0	0	0	3
12 Chris Cugno	G 06-23	1-0	0-0	0-0	2	1	3	7	3	3	0	0	0	0	0	14
11 Isaiah Thompson	G 07-00	0-1	0-0	0-0	0	1	1	1	0	1	1	0	1	0	0	13
Team		1	2	2	0	0	0	0	0	0	0	0	0	0	0	1
Totals		18-58	9-28	12-18	16	24	40	9	14	57	13	12	4	2	1	13

Penn St. - 70		Record: 6-1														
NO. Name	FG	3P	FT	Rebounds		Fouls		PF	AS	TO	ST	Blocks		+/-		
				OR	DR	OR	DR					BS	BA			
1 Seth Lundy	F 25-55	5-10	3-6	2-2	0	7	7	0	1	15	2	0	0	2	0	28
3 Kebba Njie	F 16-35	2-3	0-0	1-1	1	4	4	1	4	5	0	1	0	0	0	16
10 Andrew Funk	G 26-59	1-4	1-3	0-0	0	1	1	0	0	3	1	1	1	0	0	20
11 Camren Wynter	G 25-20	4-7	3-5	0-0	1	2	3	0	0	11	3	0	0	0	0	21
22 Jalen Pickett	G 28-50	7-10	2-4	2-2	1	5	6	3	2	19	8	0	1	1	0	30
0 Karyne Chaly	G 11-62	2-4	0-1	0-0	0	0	0	2	0	4	0	3	0	0	0	15
2 Myles Dread	G 12-33	1-2	1-2	0-0	0	0	0	3	0	3	2	0	0	0	0	9
4 Caleb Dorsey	G 08-57	0-1	0-0	0-0	0	0	0	0	0	0	0	0	0	0	0	-1
23 Dalton Johnson	G 13-33	3-5	1-2	2	2	2	0	0	7	1	0	0	0	0	0	9
12 Evan Mahaffey	G 15-24	1-5	0-2	0-0	1	3	4	3	1	2	0	1	0	0	0	-2
5 Jameel Brown	G 07-00	0-2	0-0	0-1	1	0	0	0	0	0	0	1	0	0	0	-13
24 Michael Harris	G 03-30	1-1	0-0	0-0	1	0	0	0	0	0	0	0	0	0	0	-8
14 Demetrius Lilly	G 03-00	0-1	0-0	0-0	0	0	0	0	1	0	0	0	0	0	0	10
15 Dan Corlan	G 02-19	0-1	0-0	0-0	0	0	0	0	0	0	0	0	0	0	0	-6
Team		1	2	3	0	0	0	0	0	0	0	0	0	0	0	0
Totals		27-52	11-27	5-8	0	27	33	14	9	70	17	8	2	2	1	13

Biggest lead	LAF		PSU		Points from Turnovers	LAF	PSU	Period by Period Scoring	
	1st	2nd	3rd	4th				1st	2nd
Biggest lead	7	(1 <sup>st</sup> 12:54)	28	(2 <sup>nd</sup> 7:34)	15	3	15	3	18
Best Scoring Run	10	(2 <sup>nd</sup> 0:32)	12	(2 <sup>nd</sup> 14:25)	16	30	16	30	30
Lead Changes	2		15	7	15	7	7	7	7
Times Tied	3		12	7	12	7	7	7	7
Time with Lead	07:14	30:11	10	18	10	18	18	18	18

## PENN STATE TAKES DOWN LAFAYETTE 70-57

The Penn State men's basketball team improved to 6-1 on the season with a 70-57 win over Lafayette inside the Bryce Jordan Center.

The Nittany Lions used a 38-12 run from the 5:18 mark of the first half to the 7:34 mark of the second half to find the separation they would need to pull away from the Leopards. Penn State was stellar defensively after finding its footing in the early going as Lafayette shot just 22.2 percent (8-36) from the field in the game's final 26 minutes.

Jalen Pickett led Penn State with 18 points to go along with eight assists and six rebounds. Seth Lundy tallied 15 points and seven rebounds. Camren Wynter chipped in 11 points to round out the double-digit scorers.

### NOTES

- The Penn State defense held its opponent under 60 points for the second-straight game. The Nittany Lions have kept all seven of their opponents under 70 points thus far this season.
- Penn State dished 17 assists on 27 made field goals. The Nittany Lions recorded 15 or more assists in six of their seven games so far after achieving that mark in just six games in 2021-22.
- Penn State finished with 11 3-pointers and the Nittany Lions had knocked down double-digit treys in six of their seven games.





# BOX SCORES & POSTGAME NOTES

## G10: Penn State 74, No. 17 Illinois 59

Dec. 10, 2022 State Farm Center (Champaign, Ill.)

Penn State - 74		Record: 7.3 (1-1)																
NO. Name	F	Min	FG	3P	FT	Rebounds			Fouls			TP	AS	TO	ST	Blocks		+/-
						off	def	totl	pf	ft	sh					ba	sa	
1 Seth Lundy	F	35:56	5-9	0-3	6-6	2	5	7	2	4	16	2	1	2	0	0	0	13
2 Myles Dread	G	32:36	5-9	5-9	0	0	4	4	2	1	15	0	1	0	0	0	0	17
10 Andrew Funk	G	27:55	1-1	0-0	0	0	3	3	0	0	20	2	1	3	0	0	16	
11 Camryn Wynter	G	27:55	0-3	0-1	0-0	1	1	2	1	0	2	2	0	0	0	0	14	
22 Jalen Pickett	G	40:00	9-17	0-1	2-4	1	6	7	2	4	20	6	2	2	1	2	15	
0 Karye Clary	G	12:05	0-2	0-0	0	0	1	1	1	0	1	1	0	0	0	0	11	
3 Keba Njie	G	01:34	0-1	0-0	0	0	0	1	0	0	0	0	1	0	0	0	1	
12 Evan Mahaffey	G	11:28	1-2	1-1	0-0	0	2	2	3	0	3	0	0	0	0	0	1	
14 Demetrius Lilly	G	01:27	0-0	0-0	0-0	0	0	0	2	0	0	1	0	0	0	0	2	
Team			0	1	1	0	1	1	0	0	0	0	0	0	0	0	0	
Totals		27:54	12-24	18-10	3	23	26	15	11	74	13	9	1	4	1	4	13	

Technical Fouls: NONE

Illinois - 59		Record: 7.3 (0-2)																
NO. Name	F	Min	FG	3P	FT	Rebounds			Fouls			TP	AS	TO	ST	Blocks		+/-
						off	def	totl	pf	ft	sh					ba	sa	
24 Matthew Mayer	F	22:59	4-11	2-8	4-5	0	3	3	0	3	14	0	1	0	0	0	1	-9
33 Coleman Hawkins	F	31:36	3-8	0-2	0-0	2	5	7	2	0	6	6	2	1	2	0	0	-10
0 Terrence Shannon Jr.	G	26:12	2-7	0-3	0-0	0	2	2	1	4	0	3	0	1	0	0	0	-17
15 RJ Hernandez	G	16:10	2-2	1-1	0-0	0	1	1	0	3	5	1	1	0	0	0	0	-7
55 Sky Clark	G	32:22	4-8	3-6	0-0	1	6	7	1	1	11	2	1	0	1	0	0	-15
3 Jayden Eggs	F	25:06	1-5	1-2	0-0	0	3	3	1	0	3	0	3	0	1	0	0	-2
42 Dan Dajuga	G	11:32	2-3	0-0	2-2	0	2	2	1	6	1	0	2	1	0	0	0	-6
1 Sernice Harris	G	20:10	2-3	0-1	0	2	3	3	1	4	0	1	0	2	1	0	0	-4
20 Ty Rodgers	G	13:53	3-5	0-0	0-0	2	1	3	2	0	6	0	0	1	0	0	0	-6
Team			0	1	1	0	1	1	0	0	0	0	0	0	0	0	0	
Totals		25:52	7-22	10-12	6-12	7	25	32	11	15	59	11	12	4	4	1	15	

Technical Fouls: NONE

Biggest lead	PSU		ILL		Points from Turnovers	PSU	ILL	Period by Period Scoring			
	1st	2nd	3rd	4th				1st	2nd	TOT	
Best Scoring Run	19 (2 <sup>nd</sup> 9:41)	5 (1 <sup>st</sup> 11:49)	14 (2 <sup>nd</sup> 9:41)	5 (2 <sup>nd</sup> 13:08)	Paint	28	28				
Lead Changes	8				Second Chance	5	10	PSU	47	27	74
Times Tied	6				Fast Breaks	3	19	ILL	38	21	59
Time with Lead	28:14	(89.31)			Bench						

### NITTANY LIONS EARN GUTSY 74-59 ROAD WIN AT NO. 17 ILLINOIS

A gutsy team effort and strong three-point shooting performance led the Penn State men's basketball team to a 74-59 road win at No. 17 Illinois at the State Farm Center.

Penn State controlled a nine-point halftime lead and held off several Illinois runs in the second half while shooting 50.0 percent (12-24) from 3-point range to earn the dominant road win.

Andrew Funk and Jalen Pickett scored 20 points apiece to lead four Nittany Lions in double figures. Funk was 6-for-9 from deep while Pickett added seven rebounds and six assists to round out his strong overall performance. Seth Lundy finished with 16 points and seven rebounds while Myles Dread nailed five triples for 15 points.

### NOTES

- Penn State's 15-point win at #17 Illinois marked its largest margin of victory in a true road win against a ranked Big Ten team in program history. Penn State's previous top mark of this kind came in 1999, a 78-70 victory at #17/18 Purdue.
- Penn State defeated a top-20 Big Ten team on the road for the first time since Feb. 4, 2020 (75-70 at #16 Michigan State).
- Penn State earned its first true road win since Jan. 5, 2022 (74-70 at Northwestern).
- Andrew Funk (6) and Myles Dread (5) marked the first pair of Nittany Lions to register five or more 3-pointers in the same game since Nov. 22, 2021 vs. Cornell when Sam Sessoms (6) Seth Lundy (5) did so.
- Pickett finished with 20 points, seven rebounds and six assists. It marks the fourth-straight game he finished with double-digit points and five or more rebounds and assists.

## G 11: Penn State 97, Canisius 67

Dec. 18, 2022 Bryce Jordan Center (University Park, Pa.)

Canisius - 67		Record: 2-6																
NO. Name	F	Min	FG	3P	FT	Rebounds			Fouls			TP	AS	TO	ST	Blocks		+/-
						off	def	totl	pf	ft	sh					ba	sa	
12 Bryce Okpoh	F	16:59	4-6	0-0	0-0	2	3	5	2	2	8	1	1	0	1	0	1	23
2 Jamir Moultrie	G	25:34	5-8	1-1	0-0	0	2	2	1	0	11	0	1	0	0	0	0	18
3 Jordan Henderson	G	26:57	5-15	2-6	2-2	1	3	4	1	2	14	0	0	0	0	0	0	30
25 Xzavier Long	G	22:00	2-4	0-1	0-2	0	4	4	1	4	4	0	3	0	1	0	16	
44 Taij Stavavski	G	25:42	3-11	2-6	2-2	0	2	2	2	2	10	2	3	0	0	0	0	8
5 Siem Ulfendael	G	08:10	0-1	0-0	0-0	0	0	0	3	0	0	2	1	0	0	0	0	-6
10 Jacco Fritz	F	25:28	3-3	1-1	6-8	3	5	8	0	4	13	7	1	0	1	0	0	10
0 Tre Dirkins	G	15:41	0-4	0-2	0-0	0	1	1	0	0	0	0	1	0	0	0	0	26
4 Youif Fritz	G	05:52	1-1	0-0	2-2	1	1	2	1	4	0	1	1	0	0	0	0	3
22 George Malashenkov	07:41	0-1	0-0	0-0	1	2	2	1	0	0	1	0	0	0	0	0	0	1
21 TJ Gaddis	05:17	1-4	1-1	0-0	2	1	3	0	0	0	0	0	1	0	0	0	0	1
1 Deevan Williams	04:01	0-2	0-1	0-0	0	1	1	1	0	0	0	0	0	0	0	0	0	0
11 Michael DiGiulio	01:38	0-1	0-0	0-0	0	0	0	0	0	0	0	0	0	0	0	0	0	0
Team			0	1	1	0	1	1	0	0	0	0	0	0	0	0	0	
Totals		24:61	47-122	12-16	13	25	38	12	16	67	14	13	1	4	3	4	30	

Technical Fouls: NONE

Penn St. - 97		Record: 8-3																
NO. Name	F	Min	FG	3P	FT	Rebounds			Fouls			TP	AS	TO	ST	Blocks		+/-
						off	def	totl	pf	ft	sh					ba	sa	
1 Seth Lundy	F	12:53	4-7	2-4	0-0	1	5	6	1	1	10	0	0	0	0	0	0	2
4 Caleb Dorsey	F	04:25	1-2	0-0	1-1	0	1	1	0	1	3	0	0	0	0	0	0	-7
10 Andrew Funk	G	21:18	5-6	0-0	0	0	0	2	1	15	2	0	0	0	0	0	0	14
11 Camryn Wynter	G	21:22	3-7	1-2	0-0	0	3	3	2	0	7	0	0	0	0	0	0	0
22 Jalen Pickett	G	26:47	7-14	1-2	0-0	3	3	6	1	3	16	9	1	1	1	1	1	23
0 Karye Clary	G	13:46	4-7	0-0	2-2	0	0	0	0	10	2	1	1	0	0	0	0	7
2 Myles Dread	F	18:09	2-3	0-0	2	2	1	0	0	6	2	0	1	0	0	0	0	0
3 Keba Njie	G	15:48	4-6	0-0	0	3	5	8	2	8	2	0	1	1	0	0	0	28
23 Dallion Johnson	F	15:28	1-2	1-1	0-0	1	1	2	1	1	3	0	1	0	1	0	0	21
24 Michael Heen	F	11:16	2-2	0-0	1	2	2	0	4	0	11	0	0	0	0	0	0	6
12 Evan Mahaffey	G	12:52	3-5	0-0	0	0	1	1	4	1	6	0	0	0	0	0	0	5
5 Jameel Brown	F	09:17	2-4	1-3	0-0	0	3	3	0	5	1	0	0	0	0	0	0	0
14 Demetrius Lilly	G	07:48	2-2	0-0	0	2	2	0	1	4	0	0	0	0	0	0	0	1
15 Dan Conlan	G	04:51	0-1	0-0	0	1	1	0	0	0	0	0	0	0	0	0	0	0
33 Andy Christos	G	02:22	0-1	0-0	0-0	0	0	0	0	0	0	0	0	0	0	0	0	0
55 Ishaan Jagyasi	G	01:38	0-0	0-0	0-0	0	0	0	0	0	0	0	0	0	0	0	0	0
Team			1	1	1	0	1	1	0	0	0	0	0	0	0	0	0	
Totals		40:59	13-22	6-7	7-7	34	16	27	14	22	97	22	3	6	3	4	30	

Technical Fouls: NONE

CAN		PSU		Points from Turnovers	CAN	PSU	Period by Period Scoring				
1st	2nd	3rd	4th				1st	2nd	TOT		
Biggest lead	9 (1 <sup>st</sup> 14:51)	35 (2 <sup>nd</sup> 5:05)									
Best Scoring Run	7 (1 <sup>st</sup> 14:51)	13 (2 <sup>nd</sup> 14:44)	Paint	20	52						
Lead Changes	3				Second Chance	13	9	CAN	36	31	67
Times Tied	3				Fast Breaks	3	18	PSU	42	55	97
Time with Lead	12:16	25:48			Bench						

### NITTANY LIONS ROAD PAST CANISIUS, 97-67

The Penn State men's basketball team scored 55 second-half points and shot nearly 60 percent from the floor in a dominant 97-67 win over Canisius in non-conference action at the Bryce Jordan Center.

Thirteen Nittany Lions scored and all 16 rostered players saw action. The Nittany Lions shot 58 percent (40-69) from the field, including an impressive 59.1 percent (13-22) from beyond the arc. Penn State dished 22 assists compared to just three turnovers.

Jalen Pickett led Penn State with 16 points and nine assists, while Andrew Funk drilled five second-half 3-pointers to finish with 15 points. Seth Lundy tallied 10 points and six rebounds in just 13 minutes before leaving the game with an injury. Freshman Kanye Clary rounded out the double-digit scorers with 10 points.

### NOTES

- Penn State's 97 points mark a season high. It's the Nittany

# 2022-23 SEASON REVIEW

## G12: Penn State 77, Quinnipiac 68

Dec. 22, 2022 Bryce Jordan Center (University Park, Pa.)

Quinnipiac - 68		Record: 9-3																					
NO. Name	Pos	FG	3P	FT	Rebounds		Fouls	TP	AS	TO	ST	Blocks		+/-									
					off	tot						bs	ba										
1	Tynnu Chenery	F	35.38	9-6	3-4	2	4	2	3	12	4	2	0	1	-4								
24	Ike Nweke	F	22.53	5-8	1-1	1	1	2	3	3	2	0	0	1	8								
33	Paul Otiemo	F	19.27	2-6	0-0	2	4	6	10	3	2	0	0	1	-13								
2	Matt Balanc	G	31.92	3-11	2-5	0	2	5	7	2	0	0	1	1	-15								
11	Dezi Jones	G	29.16	3-13	2-6	0	1	3	4	0	0	8	2	3	0	-16							
5	Tyrese Williams	F	27.51	5-16	4-13	2	2	2	2	1	16	0	0	1	-8								
3	Savior Lewis	G	10.44	0-1	0-0	1	2	3	0	1	1	4	0	0	0								
23	Jamir Higgins	F	12.14	1-4	0-0	3	4	2	4	3	2	5	1	1	0								
0	Alexis Reyes	G	10.05	0-1	0-0	0	1	2	3	0	0	0	0	0	0								
<b>Team</b>				3		3		6		0		0		0									
<b>Totals</b>		22-71		12-31		12-15		17		31		48		15		11		2		7		9	

Technical Fouls: NONE

Penn St. - 77		Record: 9-3																					
NO. Name	Pos	FG	3P	FT	Rebounds		Fouls	TP	AS	TO	ST	Blocks		+/-									
					off	tot						bs	ba										
3	Keibee Nije	F	18.33	2-4	0-1	4	5	0	3	3	0	0	0	4	1	4							
2	Myles Dread	G	27.42	1-4	0-0	0	5	2	1	3	1	0	0	1	0	9							
10	Andrew Funk	G	37.07	5-13	2-8	4	4	1	0	2	21	0	0	0	0	8							
11	Carmen Wynter	G	34.14	6-15	0-0	1	8	8	1	9	12	2	1	0	0	15							
22	Jalen Pickett	G	38.11	9-23	1-5	2	3	9	12	5	6	0	0	1	1	12							
4	Caleb Dorsey	G	04.15	0-0	0-0	0	1	0	1	0	0	0	0	0	-1								
23	Dallon Johnson	F	04.15	1-5	1-4	0	0	0	0	0	3	0	0	0	-1								
12	Evan Malinley	G	07.34	0-0	0-0	0	0	1	2	1	1	1	0	0	-6								
0	Kanye Clary	G	01.49	0-0	0-0	0	0	0	0	0	0	0	0	0	-3								
24	Michael Henn	F	13.43	4-5	1-2	2	2	2	1	1	11	1	1	0	0	4							
5	Jameel Brown	F	12.37	0-1	0-1	2	2	1	1	2	0	1	0	1	0	-4							
<b>Team</b>		28-68		15-20		15-17		8		32		40		11		15		17		3		7	

Technical Fouls: NONE

Biggest lead	QUINN		PSU		Points from Turnovers	QUINN/PSU		Period by Period Scoring	
	1st	2nd	1st	2nd		1st	2nd	TOT	
Best Scoring Run	3 (1 <sup>st</sup> 17:57)	18 (2 <sup>nd</sup> 13:57)	15 (1 <sup>st</sup> 14:55)	16 (2 <sup>nd</sup> 14:55)	16	36	23	45	68
Lead Changes	1		0		Second Chance	15		9	
Times Tied	3		0		Fast Breaks	9		12	
Time with Lead	02:03	35:08	Bench	22	17	PSU	33	44	77

## NITTANY LIONS TAME BOBCATS, 77-68, FOR THIRD-STRAIGHT WIN

The Penn State men's basketball team secured its third-straight win with a 77-68 victory over Quinnipiac at the Bryce Jordan Center.

Jalen Pickett was just one assist shy of his second triple-double, finishing with game-high marks of 21 points, 12 rebounds and nine assists. Andrew Funk tallied 16 points, Carmen Wynter chipped in 12 points and nine rebounds, and Michael Henn rounded out the double-digit scorers with 11 points.

### NOTES

- Penn State's 9-3 start was its best through 12 games since starting 10-2 during the 2019-20 season.
- Penn State held its opponent under 70 points for the 11th time in 2022-23, including all nine of its wins this far through the season.
- The Nittany Lions, who entered the game as the nation's leader in assists-to-turnover ratio, had three turnovers compared to 17 assists against the Bobcats. Penn State didn't commit a turnover in the final 10:03 of play.
- Wynter's two assists gave him 601 for his career. He entered the game ranked seventh in career assists amongst active Division I players.
- Pickett notched his fourth double-double of the season and fifth 20-point game of the season.

## G13: Penn State 60, Delaware State 46

Dec. 29, 2022 Bryce Jordan Center (University Park, Pa.)

Delaware St. - 46		Record: 1-12																					
NO. Name	Pos	FG	3P	FT	Rebounds		Fouls	TP	AS	TO	ST	Blocks		+/-									
					off	tot						bs	ba										
4	Kyle Johnson	F	28.13	1-6	0-1	0-0	2	4	6	1	4	2	0	2	0	0	-17						
23	Brandon Stone	C	29.59	4-12	2-7	0-0	1	4	5	1	0	10	2	5	0	-10							
3	Martez Robinson	G	24.34	2-5	0-0	0-0	2	9	11	2	0	4	2	2	0	-13							
2	Sevin Muncy	G	26.48	2-7	1-5	0-0	2	4	6	1	0	0	0	1	-11								
11	Khyrie Staten	G	21.10	3-8	1-4	0-0	0	0	1	0	7	1	1	2	0	-6							
2	Corye Perkins	F	22.16	1-5	1-1	2-2	0	0	0	1	5	4	0	1	0	-7							
15	Aaron Lomton-Warren	F	20.49	1-2	0-0	1	3	4	3	2	0	0	0	1	0	-10							
24	Raymond Somerville	F	19.33	0-5	0-0	0-2	2	4	0	3	0	0	0	2	1	-2							
25	Okye Parker	F	08.38	3-6	3-3	2-2	0	2	2	0	1	1	1	1	0	1							
<b>Team</b>				2		4		6		0		0		2		0							
<b>Totals</b>		17-56		8-21		4-6		10		30		49		9		42		10		15		3	

Technical Fouls: NONE

Penn St. - 60		Record: 10-3																					
NO. Name	Pos	FG	3P	FT	Rebounds		Fouls	TP	AS	TO	ST	Blocks		+/-									
					off	tot						bs	ba										
1	Seth Lundy	F	35.22	5-15	3-11	2-2	3	7	10	1	1	15	3	0	2	1	6						
1	Keibee Nije	F	18.15	2-3	0-0	2-2	4	5	2	4	6	2	0	0	1	10							
10	Andrew Funk	G	35.54	4-10	1-0	0-0	1	4	5	1	0	12	0	0	0	13							
11	Carmen Wynter	G	23.43	1-7	0-4	0-0	1	1	1	0	1	0	2	1	0	16							
22	Jalen Pickett	G	33.59	4-8	0-1	2-2	0	4	4	1	1	10	6	4	1	1	10						
24	Michael Henn	F	10.10	2-4	0-1	0-0	1	2	3	0	4	1	0	1	0	1							
2	Myles Dread	G	21.15	2-6	2-6	0-0	2	2	4	0	1	8	1	2	0	8							
23	Dallon Johnson	F	05.14	1-5	0-2	0-0	1	1	0	0	2	1	0	0	0	8							
5	Jameel Brown	F	07.43	0-1	0-1	0-0	3	3	0	0	0	0	0	1	0	-2							
0	Kanye Clary	G	05.55	0-0	0-0	0-0	0	0	0	0	0	0	0	0	0	-2							
12	Evan Malinley	G	05.14	1-1	0-0	1-2	0	1	1	2	0	0	0	0	0	0							
<b>Team</b>				1		1		2		0		0		1		0							
<b>Totals</b>		22-60		9-36		7-9		9		29		38		9		60		14		7		3	

Technical Fouls: NONE

Biggest lead	DSU		PSU		Points from Turnovers	DSU/PSU		Period by Period Scoring	
	1st	2nd	1st	2nd		1st	2nd	TOT	
Best Scoring Run	0 (1 <sup>st</sup> 20:00)	16 (2 <sup>nd</sup> 11:11)	10 (1 <sup>st</sup> 13:26)	7 (2 <sup>nd</sup> 13:46)	8	15	10	22	33
Lead Changes	0		5		Second Chance	5		11	
Times Tied	0		7		Fast Breaks	7		3	
Time with Lead	00:00	39:25	Bench	18	15	PSU	27	33	60

## PENN STATE WINS FOURTH-STRAIGHT WITH 60-46 VICTORY OVER DELAWARE STATE

The Penn State men's basketball team won its fourth-straight game and closed out regular-season non-conference play with a 60-46 win over Delaware State at the Bryce Jordan Center.

The Nittany Lion defense held its opponent under 50 points for the first time this season as Penn State limited Delaware State to 46 points and a 30.4 percent showing from the field.

Senior Seth Lundy returned to action following a one-game injury layoff and notched his second double-double of the season with a game-high 15 points and 10 rebounds. Andrew Funk chipped in 12 points, while Jalen Pickett added 10 points and six assists.

### NOTES

- Penn State finished non-conference play at 9-2.
- The Nittany Lion defense held Delaware State to 46 points, marking the first time in 2022-23 that Penn State held its opponent under 50 points. The Nittany Lions had held 12 of their 13 opponents under 70 points and five of their 13 opponents under 60 points.
- Lundy notched his second double-double of the season and led the team in scoring for the fourth time this year.
- Funk tallied his eighth double-digit scoring effort, while Pickett scored double-digit points for the 11th time in 2022-23.

# BOX SCORES & POSTGAME NOTES

## G14: Penn State 83, Iowa 79

Jan. 1, 2023 Bryce Jordan Center (University Park, Pa.)

Iowa - 79		Record: 8-6 (0-3)																	
NO.	Name	Min	FG	3P	FT	Rebounds	Fouls	TP	AS	TS	ST	Blocks	pts	ast	stl	blk	+	-	
0	Filip Rebraca	F	31:51	5-9	0-0	3-3	2	3	5	2	5	13	1	3	0	1	1	1	6
22	Patrick McCaffery	F	25:37	1-6	1-4	2-2	0	2	0	3	0	1	0	1	0	1	0	0	-3
24	Kris Murray	F	40:00	12-20	3-9	5-8	4	5	9	3	5	32	3	1	0	1	0	0	-4
1	Alton Lile	G	19:27	1-6	0-3	0-0	0	3	2	0	2	3	0	1	1	0	0	0	
11	Tony Perkins	G	36:02	6-12	1-4	4-6	1	6	7	3	4	17	3	1	1	0	0	-3	
20	Payton Sandfort	G	38:05	0-3	0-2	0-0	1	2	0	0	0	0	0	0	0	0	0	-10	
30	Conner McCaffery	G	25:44	3-6	0-1	0-1	0	3	3	4	1	6	2	2	0	0	0	2	
4	Josh Dix	G	02:37	0-1	0-0	0-0	0	0	0	0	0	0	0	0	0	0	0	-1	
5	Dassonte Bowen	F	11:27	0-0	0-0	2-2	1	0	1	1	2	4	0	0	0	0	0	4	
Team						1	2	3	0	0	0								
Totals			28-63	17-25	16-22	10	24	34	15	19	73	18	7	3	3	2	1	4	

Technical Fouls: NONE

Penn St. - 83		Record: 11-3 (0-1)																
NO.	Name	Min	FG	3P	FT	Rebounds	Fouls	TP	AS	TS	ST	Blocks	pts	ast	stl	blk	+	-
1	Seth Lundy	F	35:43	2-9	1-4	5-5	0	5	1	3	10	0	1	2	0	1	4	4
3	Keaba Nije	F	06:40	0-0	0-0	0-0	0	1	1	4	0	0	0	1	0	0	0	-7
10	Andrew Funk	G	35:52	7-12	5-8	1-3	0	1	2	2	20	0	0	0	0	0	0	2
11	Camren Wynter	G	29:60	8-9	2-3	0-0	0	3	3	1	14	2	0	0	0	1	1	-8
22	Jalen Pickett	G	37:00	10-16	0-1	6-6	0	7	7	3	6	26	6	4	1	0	0	2
2	Myles Dread	F	24:04	3-4	1-2	0-0	0	5	5	1	0	7	1	1	1	0	0	22
12	Evan Mahaffey	F	18:25	2-3	0-0	2-2	1	2	3	2	3	6	2	2	1	2	0	9
23	Dylan Johnson	G	03:41	0-0	0-0	0-0	0	0	0	0	0	0	0	0	0	0	0	-2
5	Jameel Brown	G	02:02	0-2	0-1	0-0	1	1	0	0	0	0	0	0	0	0	0	1
24	Michael Hiett	G	05:56	0-0	0-0	0-0	0	0	0	0	0	0	0	0	0	0	0	-6
0	Karyn Clary	G	00:00	0-0	0-0	0-0	0	0	0	0	0	0	0	0	0	0	0	0
Team						1	2	3	0	0	0							
Totals			30-55	9-19	16-22	2	28	30	19	15	83	12	9	5	1	2	1	4

Technical Fouls: NONE

Biggest lead	IOWA		PSU	Points from Turnovers	IOWA		PSU	Period by Period Scoring			
	1st	2nd	TOT		1st	2nd	TOT				
Best Scoring Run	12 (1 <sup>st</sup> 19-40)	18 (1 <sup>st</sup> 0-3)	8 (1 <sup>st</sup> 0-1)	17	11	3	36	IOWA	26	53	79
Lead Changes	3	0	8 (1 <sup>st</sup> 0-1)	3	3	3	9	PSU	44	39	83
Times Tied	3	0	0	11	9	0	0				
Time with Lead	01:42	35:29	0	10	13	0	0				

## MEN'S BASKETBALL HANGS ON TO BEAT IOWA 83-79 FOR FIFTH-STRAIGHT WIN

Jalen Pickett and Andrew Funk combined for 46 points on 61 percent shooting to lead Penn State men's basketball to an 83-79 win over Iowa in a Big Ten matchup at the Bryce Jordan Center.

The Nittany Lions won their fifth-straight game to improve to 11-3 overall and 2-1 in the Big Ten. Penn State led by double-digits for much of the game until Iowa made a late run to get within two on a Kris Murray layup with 16 seconds to play. Following Penn State's missed free throw on the front end of a 1-and-1, the Hawkeyes had one last chance to tie it up or take the lead, but Seth Lundy came through with the defensive play of the game, nabbing a steal in the final seconds. The senior then hit both free throws at the other end to secure the victory.

Pickett continued to put up huge offensive numbers, finishing with 26 points, seven rebounds and six assists. He shot 10-of-16 from the floor and was a perfect 6-of-6 from the foul line. Funk hit five of his eight attempts from beyond the arc to rack up 20 points. Camren Wynter had 14 points and Lundy tallied 10 to give Penn State four players in double-digits.

### NOTES

- Penn State's 11-3 record is its best through 14 games since the 2019-20 team started 12-2.
- The team's five-game winning streak is the program's longest since the 2019-20 team won eight straight.
- Jalen Pickett's 26 points mark his most in a Penn State uniform.
- Jalen Pickett notched his fifth game this season with 20+ points, 5+ rebounds and 5+ assists.
- Andrew Funk tallied his fourth 20-point game of the season.

## G15: Michigan 79, Penn State 69

Jan. 4, 2023 Crisler Center (Ann Arbor, Mich.)

Penn St. - 69		Record: 11-4 (2-2)																
NO.	Name	Min	FG	3P	FT	Rebounds	Fouls	TP	AS	TS	ST	Blocks	pts	ast	stl	blk	+	-
1	Seth Lundy	F	36:19	5-11	4-10	4-2	0	5	5	4	2	16	0	1	1	1	0	11
3	Keaba Nije	F	19:48	0-2	0-0	0-1	0	3	3	2	2	0	0	0	0	0	0	-3
10	Andrew Funk	G	30:22	4-12	1-6	0-1	2	3	1	0	9	0	0	0	0	0	0	-5
11	Camren Wynter	G	30:02	4-9	0-2	0-0	6	6	2	8	11	2	1	1	0	0	1	3
22	Jalen Pickett	G	40:00	9-16	2-2	6-7	2	7	9	0	7	26	4	2	0	0	0	10
2	Myles Dread	F	15:19	1-4	1-4	0-0	0	0	0	5	2	3	0	0	0	0	0	-10
24	Michael Hiett	G	01:28	0-0	0-0	0-0	0	0	0	0	0	0	0	0	0	0	0	-5
12	Evan Mahaffey	F	16:54	3-4	1-2	0-1	2	3	4	1	7	1	0	0	0	0	0	-8
0	Karyn Clary	G	01:38	0-0	0-0	0-0	0	0	0	0	0	0	0	0	0	0	0	-1
Team						1	5	6	0	0								
Totals			26-58	9-28	8-11	5	30	20	16	69	6	6	2	2	2	1	0	

Technical Fouls: NONE

Michigan - 79		Record: 9-5 (3-0)																
NO.	Name	Min	FG	3P	FT	Rebounds	Fouls	TP	AS	TS	ST	Blocks	pts	ast	stl	blk	+	-
5	Terrance Williams II	F	31:01	2-3	0-2	3-4	0	5	2	4	6	3	0	1	0	1	0	17
1	Hunter Dickinson	G	32:27	6-10	0-0	5-9	2	4	6	3	17	0	2	1	1	0	0	8
0	Dug McBride	G	33:21	5-11	1-2	1-2	0	4	4	1	12	4	0	1	0	0	0	9
2	Kobe Bakin	G	34:31	5-12	1-4	3-4	1	5	6	2	3	14	5	1	0	0	1	10
13	Jett Howard	G	29:59	4-11	2-5	4-4	0	7	7	3	4	14	2	0	0	0	1	7
15	Joeey Baker	F	18:02	3-8	0-0	0-0	0	0	0	2	0	9	0	0	0	0	0	1
2	Kobe Bakin	G	07:53	2-2	0-0	1-2	1	1	0	2	3	0	0	0	0	0	0	2
25	Jace Howard	F	09:48	0-1	0-0	0-0	1	2	1	0	0	0	0	0	0	0	0	-3
11	Isaiah Barnes	G	03:18	0-0	0-0	0-0	0	0	0	0	1	0	0	0	0	0	0	-1
Team						1	2	3	0	0								
Totals			27-58	8-19	17-25	7	30	37	18	23	11	3	4	2	1	0	1	

Technical Fouls: NONE

Biggest lead	PennSt		Mich	Points from Turnovers	PennSt		Mich	Period by Period Scoring			
	1st	2nd	TOT		1st	2nd	TOT				
Best Scoring Run	2 (1 <sup>st</sup> 18-43)	14 (2 <sup>nd</sup> 11-20)	15	15	26	28	28	PennSt	34	35	69
Lead Changes	6	1	0	3	3	3	9	Mich	42	37	79
Times Tied	1	0	0	11	9	0	0				
Time with Lead	01:37	37:17	0	10	14	0	0				

## NITTANY LIONS COME OUT ON SHORT END OF GAME OF RUNS AT MICHIGAN

The Penn State men's basketball team saw its five-game win streak come to a close as the Nittany Lions dropped a hard-fought road game at Michigan, 79-69.

It was a game of runs, as three separate scoring spurts of 11 or more points defined the second half. Penn State was able to construct two of the three 11-point runs as the Nittany Lions battled back from a 14-point deficit in the final eight minutes to pull within three before Michigan closed the game from the charity stripe in the final minute.

Myles Dread scored his 1,000th career point in the first half, becoming the 38th member of Penn State's 1,000 point club. Jalen Pickett scored a game-high 26 points while adding nine rebounds and four assists. Seth Lundy tallied 16 points and five boards.

### NOTES

- Penn State moved to 11-4 overall and 2-2 in the Big Ten, while Michigan improved to 3-0 in conference action.
- The loss snapped Penn State's five-game win streak.
- Myles Dread scored his 1,000th career point with his first basket of the game, a 3-pointer, at the 11:23 mark of the first half. Dread becomes the 38th member of Penn State's 1,000 career-point club and the first Nittany Lion to join since Mike Watkins in 2020.
- Jalen Pickett tied his Penn State career high with 26 points, reaching the mark for the second-straight game. He added nine rebounds and four assists.
- Evan Mahaffey scored a career-high seven points, including a buzzer-beating triple as time expired in the first half.

# 2022-23 SEASON REVIEW

## G16: No. 1 Purdue 76, Penn State 63

Jan. 8, 2023

The Palestra (Philadelphia, Pa.)

Purdue - 76		Record: 15-1 (4-1)																
NO.	Name	F	FG		3P		FT		Rebounds	Fouls	PF	AS	TO	ST	Blocks	BS	BA	+/-
			Min	MA	AA	MA	AA	MA										
1	Caleb Furst	F	20:19	3-3	1-1	0-0	1	3	4	2	2	7	1	1	1	1	0	21
15	Zach Edey	G	36:08	14-20	0-0	2-2	6	7	13	1	3	30	3	0	3	0	1	16
6	Fletcher Loyer	G	34:59	6-11	4-7	1-2	0	2	2	2	17	2	0	1	0	0	0	20
3	Braden Smith	G	33:10	5-11	3-6	2-2	0	6	6	3	2	15	7	1	0	0	1	11
25	Ethan Morton	G	30:03	0-0	0-0	0-0	2	2	0	0	2	1	2	0	0	0	0	0
0	Mason Gillis	0	18:01	2-5	0-2	1-1	1	2	0	1	8	1	2	1	0	0	0	-2
5	Brandon Newman	F	16:05	0-2	0-1	0-0	2	2	1	0	0	2	2	1	0	0	0	3
4	Drew Jenkins Jr.	F	06:50	0-0	0-0	0-0	1	1	1	0	1	0	0	0	0	0	0	2
14	Trey Kaufman-Renn	F	05:15	1-3	0-1	0-0	1	0	1	0	2	2	0	1	0	0	0	-7
Team				1	2	3												
Totals				31-56	6-19	6-7	10	26	36	11	12	70	18	12	5	5	1	13

Technical Fouls:NONE

Penn St. - 63

Penn St. - 63		Record: 11-5 (3-3)																
NO.	Name	F	FG		3P		FT		Rebounds	Fouls	PF	AS	TO	ST	Blocks	BS	BA	+/-
			Min	MA	AA	MA	AA	MA										
1	Seth Lundy	F	20:07	6-15	2-5	0-0	1	4	5	1	1	14	0	2	2	0	4	-13
3	Keeba Njie	F	21:25	2-5	0-0	0-0	0	0	0	3	0	4	1	3	0	1	0	-8
2	Myles Dread	G	31:27	2-5	1-4	0-0	1	1	1	0	5	1	1	0	0	0	0	-15
10	Andrew Funk	G	35:58	1-6	0-5	0-0	4	4	0	3	0	0	0	1	0	0	0	-6
22	Jalen Pickett	G	36:39	10-17	3-4	3-3	4	5	9	2	7	26	8	1	1	0	0	12
11	Camren Wynter	F	19:26	1-5	1-2	0-0	1	1	0	2	3	0	0	0	0	0	0	4
24	Michael Henn	0	02:59	0-1	0-0	0-0	0	0	2	0	0	0	0	0	0	0	0	2
5	Jamael Brown	0	01:36	0-0	0-0	0-0	0	0	0	0	0	0	0	0	0	0	0	-3
12	Evan Mahaffey	F	18:57	4-6	0-1	0-0	2	3	1	8	2	2	3	0	0	0	0	0
23	Dallon Johnson	F	03:16	0-0	0-0	0-0	0	0	0	0	0	0	0	0	0	0	0	-4
Team				0	0	0	3	3										
Totals				26-62	8-22	3-3	10	15	25	13	11	63	12	7	1	1	5	-13

Technical Fouls:Coach 2\*9-39

Biggest lead	PUR		PSU		Points from Turnovers	PUR		PSU		Period by Period Scoring			
	16 (2 <sup>nd</sup> 7:53)	6 (1 <sup>st</sup> 3:37)	12	15		1st	2nd	3rd	4th	TOT			
Best Scoring Run	12 (2 <sup>nd</sup> 17:15)	5 (1 <sup>st</sup> 13:50)	15	6	42	28	PUR	31	45	76			
Lead Changes	4		15	6			PSU	37	26	63			
Times Tied	2		4	4									
Time with Lead	27:42	10:26											

## NITTANY LIONS FALL TO TOP-RANKED PURDUE AT THE PALESTRA

The Penn State men's basketball team fell to No. 1 Purdue 76-63 at The Palestra.

It was a tale of two halves, as Penn State shot over 46 percent from the field and 50 percent (6-12) from deep in the first half to take a 37-31 halftime lead. Penn State was ice cold to start the second half while Purdue was red hot, making eight of its first nine shots, as the Boilermakers started the second half in the second half on a 19-2 run. Penn State clawed back, but the deficit was too much to overcome.

Jalen Pickett led Penn State with 26 points, nine rebounds, and eight assists. Seth Lundy followed with 14 points and five rebounds. Evan Mahaffey chipped in a career-high eight points on 4-of-6 shooting to compliment Penn State's top scorers. Mahaffey also added a career high three steals in his strong overall effort.

### NOTES

- Jalen Pickett scored 26 points for the third-straight game. He added nine rebound and eight assists. Pickett entered the game as the only player in the country averaging over 17 points, seven rebounds, and seven assists, and added to those averages with his efforts.
- Freshman Evan Mahaffey picked up career-bests with eight points and three steals in a career-high 19 minutes the contest, surpassing his previous high of seven that he scored at Michigan on Wednesday.
- Penn State was seeking its first-ever win over the nation's No. 1 team. The Nittany Lions are now 0-13 all time against the country's top-ranked team.

## G17: Penn State 85, Indiana 66

Jan. 11, 2023

Bryce Jordan Center (University Park, Pa.)

Indiana - 66		Record: 10-6 (1-4)																
NO.	Name	F	FG		3P		FT		Rebounds	Fouls	PF	AS	TO	ST	Blocks	BS	BA	+/-
			Min	MA	AA	MA	AA	MA										
12	Miller Kopp	F	28:44	2-3	1-1	0-0	0	0	0	0	0	0	0	0	0	0	0	15
22	Jordan Geromino	F	23:19	3-5	0-1	0-0	2	4	6	2	0	6	2	0	0	0	0	-2
23	Treyce Jackson-Davis	F	32:38	4-10	0-0	0-0	3	3	5	0	5	14	4	0	0	0	0	-19
1	Jalen Hood-Schifino	G	33:24	5-15	1-4	0-2	0	6	6	3	3	11	4	2	0	0	0	-26
32	Trey Galloway	G	30:51	4-8	1-3	1-2	2	3	5	3	4	10	2	0	0	0	0	-25
53	Tanner Bates	F	23:19	4-9	1-3	2-2	1	1	2	0	1	11	1	0	0	0	0	-14
5	Malik Reneau	F	11:51	3-5	0-0	1-2	3	2	5	1	2	7	0	0	0	0	0	-7
31	Clay Gunn	0	09:47	1-3	0-2	0-0	0	0	0	0	0	1	0	0	0	0	0	-1
10	Kaleb Banks	0	03:32	0-1	0-0	0-0	0	0	0	0	0	0	0	0	0	0	0	0
3	Anthony Leal	0	02:35	0-0	0-0	0-0	0	0	0	0	0	0	0	0	0	0	0	3
Team				1	2	3												
Totals				26-59	4-14	10-18	13	25	38	10	15	66	11	4	4	0	0	-19

Technical Fouls:NONE

Penn St. - 85

Penn St. - 85		Record: 12-6 (3-3)																
NO.	Name	F	FG		3P		FT		Rebounds	Fouls	PF	AS	TO	ST	Blocks	BS	BA	+/-
			Min	MA	AA	MA	AA	MA										
1	Seth Lundy	F	30:37	9-17	7-12	0-0	0	6	6	1	1	25	0	0	0	0	2	14
3	Keeba Njie	F	23:03	1-2	0-0	0-0	0	5	5	3	0	2	1	0	0	0	0	10
10	Andrew Funk	G	32:44	8-13	7-12	0-0	1	4	4	0	1	23	1	1	0	0	0	-7
11	Camren Wynter	G	30:41	4-9	0-1	0-0	2	2	2	1	18	6	0	0	0	0	0	20
22	Jalen Pickett	G	39:27	5-10	2-2	0-0	1	4	5	3	3	12	8	1	0	0	0	21
0	Kangye Clary	0	07:16	1-2	1-1	0-0	0	0	0	0	0	3	2	1	0	0	0	0
2	Myles Dread	G	15:20	0-1	0-1	0-0	2	2	1	1	0	1	0	0	0	0	0	0
24	Michael Henn	0	02:31	0-1	0-1	0-0	0	0	0	0	0	0	0	0	0	0	0	-2
23	Dallon Johnson	0	03:59	0-0	0-0	0-0	0	0	0	0	0	0	0	0	0	0	0	-6
12	Evan Mahaffey	F	15:16	4-4	1-1	0-0	2	1	3	4	3	12	0	1	0	0	0	13
5	Jamael Brown	0	03:30	0-0	0-0	0-0	0	0	0	0	0	0	0	0	0	0	0	-2
15	Dan Contian	0	03:33	0-0	0-0	0-0	0	0	0	0	0	0	0	0	0	0	0	-2
Team				0	2	3												
Totals				32-59	18-31	3-4	3	26	29	15	10	85	18	7	6	4	4	19

Technical Fouls:NONE

Biggest lead	IND		PSU		Points from Turnovers	IND		PSU		Period by Period Scoring			
	4 (1 <sup>st</sup> 18:31)	23 (2 <sup>nd</sup> 2:35)	12 <th>17</th> <th>1st <th>2nd <th>3rd <th>4th <th>TOT</th> <th></th> <th></th> <th></th> </th></th></th></th>	17		1st <th>2nd <th>3rd <th>4th <th>TOT</th> <th></th> <th></th> <th></th> </th></th></th>	2nd <th>3rd <th>4th <th>TOT</th> <th></th> <th></th> <th></th> </th></th>	3rd <th>4th <th>TOT</th> <th></th> <th></th> <th></th> </th>	4th <th>TOT</th> <th></th> <th></th> <th></th>	TOT			
Best Scoring Run	8 (2 <sup>nd</sup> 16:53)	5 (1 <sup>st</sup> 7:13)	26	24	13	2	IND	26	40	66			
Lead Changes	9		13	2			PSU	37	48	85			
Times Tied	8	4											
Time with Lead	05:11	33:06											

## LUNDY SCORES 1,000TH POINT AS PENN STATE ROUTS INDIANA, 85-66

Senior Seth Lundy led the way as the Penn State men's basketball team drilled a school record-tying 18 3-pointers and earned its largest-ever win over Indiana with an 85-66 victory over the Hoosiers inside the Bryce Jordan Center.

The Nittany Lions never looked back after taking the lead at the 9:15 mark of the first half. Penn State made 18 triples on a blistering 58.1 percent clip from downtown, while the Nittany Lion defense limited Indiana to just a 4-for-14 mark from deep.

Lundy scored his 1,000th career point with a dunk at the 6:24 mark of the second half to highlight his 25-point performance that also included a career-best seven 3-pointers. Senior Andrew Funk also drilled seven triples in Penn State's 3-point barrage. Freshman Evan Mahaffey was a massive spark off the bench once again, tallying a career-best 12 points.

### NOTES

- Penn State's 19-point victory marks its largest-ever win over Indiana and just the Nittany Lions' third double-digit win over the Hoosiers. Penn State's previous largest margin of victory over Indiana was 15 in a 64-49 home win on Jan. 29, 2020.
- The Nittany Lions 18 3-pointers tied a school record that was set earlier in 2022 against Winthrop (Nov. 7).
- Seth Lundy became the 39th member of Penn State's 1,000 career points club with his dunk at the 6:24 mark of the second half.
- Penn State reached five 1,000-point scorers on its 2022-23 roster: Dread, Funk, Lundy, Pickett and Wynter. Penn State joined San Diego and UAB as the only three schools in the country with five 1,000-point scorers on their roster at that point in the season.

# BOX SCORES & POSTGAME NOTES

## G18: Wisconsin 63, Penn State 60 Jan. 17, 2023 Kohl Center (Madison, Wis.)

Penn St. - 60		Record: 12-6 (3-4)														
NO. Name	Min	FG	3P	FT	Rebounds	Fouls	TP	AS	TO	ST	Blocks			+/-		
											BS	SA	BA			
1 Seth Lundy	F 22:00	1-3	0-1	0-0	0	1	1	4	0	2	1	2	1	1	0	-9
3 Keeba Nije	F 16:57	0-1	0-0	0-0	0	2	2	3	1	0	1	2	0	1	0	-9
10 Andrew Funk	G 37:36	4-11	3-8	5-5	1	1	2	0	4	16	1	0	0	0	0	-9
11 Carmen Wynter	G 24:47	2-6	1-2	1-2	0	2	2	4	1	6	0	1	0	0	0	-11
22 Jalen Pickett	G 40:00	8-15	1-3	2-4	2	10	12	3	4	19	6	3	0	0	0	-3
2 Myles Dread	F 27:36	4-7	3-6	0-0	0	5	5	2	0	11	0	1	1	0	4	
0 Karyne Clary	09:45	0-1	0-0	0-0	0	3	3	1	0	1	0	0	0	0	8	
12 Evan Mahaffey	21:19	3-5	0-0	0-0	1	3	4	3	6	0	1	1	2	1	11	
Team		0	1	1	0	0	0	0	0	0	0	0	0	0	0	
Totals	22-49	8-20	8-11	4	28	32	21	13	50	10	13	3	5	2	3	

Wisconsin - 63		Record: 12-5 (4-3)														
NO. Name	Min	FG	3P	FT	Rebounds	Fouls	TP	AS	TO	ST	Blocks			+/-		
											BS	SA	BA			
5 Tyler Wahl	F 32:50	3-10	1-1	3-4	2	3	5	3	7	10	2	1	1	1	3	4
22 Steven Crowl	F 33:24	8-16	1-3	2-4	1	10	11	1	3	21	2	1	0	0	0	5
3 Connor Essegian	G 33:20	4-7	2-4	0-0	0	3	3	3	10	0	0	1	0	0	0	10
11 Max Klamml	G 09:47	1-4	1-3	0-0	0	1	1	2	0	3	0	0	0	0	1	-7
23 Chucky Hepburn	G 34:37	3-7	2-2	5-6	0	0	0	1	6	13	3	3	1	0	0	8
10 Isaac Lindsey	10:16	1-3	0-1	0-0	0	0	0	2	0	2	0	0	0	0	0	-8
14 Carter Gilmore	13:46	0-0	0-0	0	1	2	0	0	0	0	0	0	1	0	-3	
2 Jordan Davis	28:15	2-7	0-3	0-0	1	5	6	1	4	1	0	0	0	0	9	
4 Kamari McGee	02:45	0-0	0-0	0-0	0	0	0	0	0	0	0	0	0	0	-3	
Team		3	1	4	0	1	1	0	1	1	0	0	0	0	0	
Totals	23-54	7-17	10-16	8	24	32	13	21	63	8	6	3	2	3	3	

PSU		UW		Points from		PSU		UW		Period by Period Scoring		
Biggest lead	7 (1 <sup>st</sup> 1:01)	4 (2 <sup>nd</sup> 12:12)	Paint	Turnovers	9	15	1st	2nd	TOT	NEB	PSU	TOT
Best Scoring Run	8 (1 <sup>st</sup> 9:56)	8 (2 <sup>nd</sup> 16:04)	Second Chance	24	28	PSU	36	24	60			
Lead Changes	8	8	Fast Breaks	0	4	UW	30	33	63			
Times Tied	8	8	Bench	17	6							
Time with Lead	17:31	17:26										

## PENN STATE DROPS TOUGH 63-60 BATTLE AT WISCONSIN

The Penn State men's basketball team dropped a tough 63-60 defensive battle at Wisconsin at the Kohl Center.

Jalen Pickett led Penn State with 19 points, 12 rebounds and six assists for his fifth double-double of the season. Andrew Funk followed with 16 points, while Myles Dread added 11.

### NOTES

- The Nittany Lions shot 52.0% (13-25) from the field and 55.6% (5-9) from 3-point range in the first half, but just 37.5% (9-24) from the floor and 27.3% (3-11) from deep in the second half.
- Jalen Pickett notched his fifth double-double of the season with 19 points and 12 rebounds while adding six assists.
- Andrew Funk scored in double figures for the 11th time in 2022-23, while Dread notched his fifth double-digit scoring game.
- Penn State remains winless inside the Kohl Center, now sitting at 0-19 all-time.

## G19: Penn State 76, Nebraska 65 Jan. 21, 2023 Bryce Jordan Center (University Park, Pa.)

Nebraska - 65		Record: 10-10 (3-6)													
NO. Name	Min	FG	3P	FT	Rebounds	Fouls	TP	AS	TO	ST	Blocks			+/-	
											BS	SA	BA		
13 Derrick Walker	F 34:34	9-14	0-0	2-4	1	5	6	2	6	20	6	3	0	0	0
8 Sam Grisel	G 37:36	3-9	0-4	5-6	0	5	5	1	5	11	4	2	5	1	0
22 Devin Dawson	G 39:02	1-4	1-2	1-4	3	6	9	2	3	4	1	0	1	0	0
25 Emmanuel Bandumel	G 06:36	1-2	0-1	0-0	0	0	0	1	0	2	0	0	0	0	0
30 Kesse Tomminga	G 26:33	4-9	2-7	3-3	0	3	3	4	3	13	2	0	0	0	0
0 C.J. Wilcher	30:02	4-6	3-5	0-0	2	2	1	0	11	6	3	0	0	0	-7
10 Jamarcus Lawrence	14:38	1-3	0-0	0-5	1	3	4	1	3	2	0	0	0	0	0
32 Wilhelm Breidenbach	11:00	0-4	0-3	2-2	0	2	2	2	2	1	1	2	1	0	0
Team		0	0	0	0	0	0	0	0	0	0	0	0	0	
Totals	23-51	6-22	13-24	5	26	31	12	22	65	14	9	1	0	1	11

Penn St. - 76		Record: 13-6 (4-4)													
NO. Name	Min	FG	3P	FT	Rebounds	Fouls	TP	AS	TO	ST	Blocks			+/-	
											BS	SA	BA		
1 Seth Lundy	F 27:46	5-10	3-7	3-4	0	2	2	2	1	16	2	0	2	0	10
3 Keeba Nije	F 05:09	0-1	0-0	0-0	0	1	1	1	0	0	0	0	0	0	1
10 Andrew Funk	G 36:49	8-13	5-10	2-2	0	2	2	1	3	23	1	1	1	0	0
11 Carmen Wynter	G 25:27	3-7	0-3	0-0	0	3	3	2	1	6	0	0	0	0	0
22 Jalen Pickett	G 34:07	6-8	2-2	0-1	0	13	4	1	12	5	7	0	0	0	9
0 Karyne Clary	18:47	2-4	0-0	2-3	0	3	3	2	4	6	3	1	0	0	0
2 Myles Dread	23:27	1-5	1-5	2-2	0	2	2	2	1	5	0	0	0	0	0
28 Michael Henn	00:54	0-0	0-0	0-0	0	1	1	0	0	0	0	0	0	0	0
12 Evan Mahaffey	09:26	0-1	0-0	0-0	2	0	2	0	5	0	0	0	0	0	1
4 Caleb Dorsey	09:11	0-2	0-0	2-2	1	3	1	1	1	2	0	0	0	0	0
23 Dalton Johnson	08:57	2-4	2-3	0-0	0	0	0	2	0	6	0	0	0	0	1
Team		0	0	0	0	0	0	0	0	0	0	0	0	0	
Totals	27-55	11-30	11-14	4	29	33	22	12	79	12	10	4	0	1	1

PSU		NEB		Points from		PSU		NEB		Period by Period Scoring		
Biggest lead	0 (1 <sup>st</sup> 20:00)	13 (2 <sup>nd</sup> 3:05)	Paint	Turnovers	6	12	1st	2nd	TOT	NEB	PSU	TOT
Best Scoring Run	8 (1 <sup>st</sup> 15:11)	10 (1 <sup>st</sup> 17:44)	Second Chance	2	0	NEB	29	42	65			
Lead Changes	0	0	Fast Breaks	2	0	PSU	29	47	76			
Times Tied	2	0	Bench	15	19							
Time with Lead	00:00	39:04										

## MEN'S BASKETBALL FULLS AWAY FOR 76-65 WIN OVER NEBRASKA

The Penn State men's basketball team shot 68 percent from the field in the second half to pull away for a 76-65 wire-to-wire win over Nebraska inside the Bryce Jordan Center.

Andrew Funk drilled the first half for the Nittany Lions, scoring 16 of his game-high 23 points in the opening frame. The Cornhuskers tied the game with a 10-4 run out of halftime, but the Nittany Lions responded immediately and made 16 of their final 21 shots to pull away for the double-digit win.

Funk drilled five 3-pointers, including his 250th career triple, en route to his game-high 23 points. Seth Lundy (16 points) and Jalen Pickett (12 points) joined Funk in double figures. Pickett added a game-high 13 rebounds and five assists to collect his sixth double-double of the season.

### NOTES

- Penn State improves to 10-1 inside the Bryce Jordan Center this season.
- Penn State never trailed in the wire-to-wire victory. It marks the second time in 2022-23 that the Nittany Lions didn't face a deficit during a game (Delaware State, Dec. 29).
- The Nittany Lions shot 68 percent (17-25) from the field in the second half compared to their 33 percent (10-30) clip in the opening half.
- Penn State held a 10-0 edge in fast break points.
- Andrew Funk reached the 250 career 3-pointer milestone and now sits at 251. He finished 5-for-10 from deep, marking his sixth game in 2022-23 with five or more 3-pointers.

# 2022-23 SEASON REVIEW

## G20: Rutgers 65, Penn State 45

Jan. 24, 2023

Jersey Mike's Arena (Piscataway, N.J.)

Penn St. - 45		Record: 13-7 (4-5)																
NO. Name	Pos	Min	FG	3P	FT	Rebounds	Fouls	TP	AS	ST	Blocks		+	-				
											MA	MA			MA	OR	TOT	FF
1	Seth Lundy	F	31:00	4-10	2-4	2-3	1 4	5	2	3	12	0	1	1	0	0	-11	
3	Keaba Njie	F	15:56	2-3	0-0	0-1	0	2	2	2	2	4	0	1	0	0	1	-3
10	Andrew Funk	G	35:33	4-10	2-7	2-2	1 3	4	1	1	12	2	0	1	1	0	-17	
11	Carmen Wynter	G	20:09	0-4	0-2	0-0	0	1	1	2	0	0	1	0	0	0	0	2
22	Jalen Pickett	G	36:19	7-14	0-3	1-2	1 7	8	2	4	15	2	1	1	0	1	-18	
2	Myles Dread	F	19:35	0-5	0-5	0-0	0	1	1	4	1	0	3	0	1	0	-11	
12	Evan Mahaffey	F	05:57	0-0	0-0	0-0	0	2	2	0	0	0	1	1	0	0	-11	
0	Kanye Clary	9	06:24	1-4	0-2	0-0	0	1	1	2	0	2	1	2	0	0	-14	
23	Dallon Johnson	G	19:37	0-2	0-1	0-0	0	0	0	0	0	0	0	0	0	0	-4	
4	Caleb Dorsey	F	07:32	0-0	0-0	0-1	1	1	0	3	0	0	1	0	1	0	-6	
5	Jameel Brown	F	02:28	0-2	0-2	0-0	0	0	0	0	0	0	0	0	0	0	-5	
Team			0 1 1 0 0 0 0															
Totals			18:54	4-26	5-9	3	23	26	17	14	45	9	7	5	1	5	-20	

Rutgers - 65		Record: 14-6 (6-3)																
NO. Name	Pos	Min	FG	3P	FT	Rebounds	Fouls	TP	AS	TO	ST	Blocks		+	-			
												MA	MA			MA	OR	TOT
3	Mawo Mag	F	35:10	1-3	1-2	5-6	0	7	7	1	4	9	1	2	0	0	0	18
11	Clifford Omoruyi	G	31:03	6-7	0-0	4-7	3	7	10	1	7	16	0	1	0	3	0	28
4	Paul Mulcahy	G	37:54	5-11	0-2	2-2	0	5	5	2	1	12	6	2	1	0	0	21
10	Cam Spencer	G	20:29	1-7	1-3	0-0	0	6	6	1	1	3	2	1	0	0	0	-2
22	Caleb McConnell	G	30:50	3-7	0-0	4-4	1	6	7	3	10	2	2	1	0	0	0	20
13	Antwone Woodfolk	08-44	1-1	0-0	0-0	0	1	1	2	0	2	0	0	0	0	0	-3	
5	Aundre Hyatt	25:05	6-12	2-6	0-0	2	2	4	3	1	14	2	0	0	1	1	18	
0	Derek Simpson	08:41	0-2	0-0	0-0	0	1	1	0	0	0	0	0	0	0	0	6	
2	Jalen Miller	04:24	0-0	0-0	0-0	0	0	0	1	0	0	0	1	0	0	0	-1	
Team			1 1 2 2 0 0 0															
Totals			23:50	42-13	15-19	7	36	43	14	17	65	13	9	5	1	20	0	

Biggest lead	PSU		RUTG		Points from Turnovers	PSU		RUTG		Period by Period Scoring							
	1st	2nd	1st	2nd		1st	2nd	TOT	1st	2nd	TOT	1st	2nd	TOT			
Best Scoring Run	9 (11)	19 (17)	20 (21)	22 (27)	6	8											
Lead Changes	6 (2)	14 (35)	9 (11)	16 (57)			PSU	24	21	45							
Times Tied	0		Fast Breaks	1	8			RUTG	32	33	65						
Time with Lead	00:59	38:18	Bench	2	16												

## NITTANY LIONS SUFFER ROAD LOSS AT RUTGERS

The Penn State men's basketball team suffered a cold shooting night in a 65-45 road loss at Rutgers.

The Nittany Lions, one of the best 3-point shooting teams in the country, shot a season-low 4-for-26 (15.4%) from 3-point range. Jalen Pickett led Penn State with 15 points and eight rebounds. Andrew Funk and Seth Lundy contributed 12 points apiece.

### NOTES

- The Nittany Lions came into the game averaging 10.9 3-pointers per game and a 39.4 3FG%. Penn State made just four triples and shot just 15.4 percent from deep at Rutgers.
- Jalen Pickett tallied his 18th double-digit scoring effort of the season and led Penn State in rebounds for the 11th time in 2022-23.
- Seth Lundy tallied his 17th double-digit game of the season, while Funk had his 13th.

## G21: Penn State 83, Michigan 61

Jan. 29, 2023

Bryce Jordan Center (University Park, Pa.)

Michigan - 61		Record: 11-10 (5-5)															
NO. Name	Pos	Min	FG	3P	FT	Rebounds	Fouls	TP	AS	ST	Blocks		+	-			
											MA	MA			MA	OR	TOT
5	Terrance Williams II	F	26:11	3-6	0-2	1-1	2	4	6	0	2	7	2	0	0	0	-21
11	Hunter Dickinson	C	23:28	3-9	0-1	0-0	1	2	0	0	6	3	2	1	0	0	-27
0	Dug McDonald	F	05:22	1-7	0-2	1	2	0	3	4	3	0	0	1	0	0	-22
2	Kobe Bulkin	G	28:46	4-10	0-3	0-0	0	6	6	0	8	2	1	1	0	0	-24
13	Jett Hawker	G	26:53	6-13	5-7	0-0	0	0	1	0	21	1	3	0	0	1	-25
15	Joshy Baker	F	17:37	1-5	0-0	0-1	2	3	0	1	2	1	0	0	0	0	-11
32	Tiana Reed Jr.	F	16:32	1-2	0-0	1-2	4	4	0	1	3	0	2	0	0	0	5
25	Jace Howard	F	17:37	2-4	1-3	1-2	3	3	1	1	6	1	0	1	0	1	0
11	Isaiah Barnes	04:49	0-1	0-0	0-0	0	0	0	0	0	0	0	0	0	0	0	6
44	Yachtelcher	02:26	0-0	0-0	0-0	0	0	1	0	1	0	0	0	0	0	0	2
45	Cooper Smith	02:26	0-0	0-0	0-0	0	0	0	0	1	0	0	0	0	0	0	2
Team			1 0 1 0 0 0														
Totals			25:59	6-22	5-8	7	20	27	8	9	61	14	8	4	3	1	-22

Penn St. - 83		Record: 14-7 (5-5)															
NO. Name	Pos	Min	FG	3P	FT	Rebounds	Fouls	TP	AS	TO	ST	Blocks		+	-		
												MA	MA			MA	OR
1	Seth Lundy	F	34:42	7-14	4-9	4-5	2	5	7	2	3	22	1	1	0	1	16
14	Caleb Dorsey	F	16:20	0-2	0-2	0-0	0	2	2	0	0	1	0	0	0	0	0
24	Michael Henn	F	24:19	4-4	2-2	0-0	1	1	2	0	2	0	0	0	0	0	21
10	Andrew Funk	G	34:18	7-12	4-9	1-1	0	7	7	0	119	2	0	0	0	0	14
22	Jalen Pickett	G	33:01	10-17	2-4	3-4	0	8	0	4	85	4	2	1	0	1	21
2	Myles Dread	F	22:25	1-4	1-4	0-0	1	1	2	1	0	3	1	0	0	0	0
3	Keaba Njie	09:46	1-2	0-0	0-0	1	2	3	1	0	2	0	2	1	0	1	4
11	Carmen Wynter	22:46	1-2	0-0	0-0	1	2	3	1	0	2	4	1	0	0	0	11
0	Kanye Clary	05:28	0-0	0-0	0-0	0	0	0	0	0	0	0	0	0	0	0	0
5	Jameel Brown	00:28	0-0	0-0	0-0	0	0	0	0	0	0	0	0	0	0	0	0
12	Evan Mahaffey	00:28	0-0	0-0	0-0	0	0	0	0	0	0	0	0	0	0	0	0
14	Demitrius Lilley	00:28	0-0	0-0	0-0	0	0	0	0	0	0	0	0	0	0	0	0
15	Dan Conran	00:28	0-0	0-0	0-0	0	0	0	0	0	0	0	0	0	0	0	0
Team			1 1 2 0 0 0														
Totals			31:57	13-30	8-10	7	29	36	9	8	83	20	9	7	1	3	22

Biggest lead	MICH		PSU		Points from Turnovers	MICH		PSU		Period by Period Scoring							
	1st	2nd	1st	2nd		1st	2nd	TOT	1st	2nd	TOT	1st	2nd	TOT			
Best Scoring Run	7 (11)	17 (45)	32 (21)	35 (51)													
Lead Changes	2		16 (1)	0 (31)													
Times Tied	1		Fast Breaks	9	5												
Time with Lead	00:20	38:32	Bench	15	7												

## NITTANY LIONS ROAR TO DOMINANT 83-61 WIN OVER MICHIGAN

The Penn State men's basketball team earned its largest win over Michigan in program history as the Nittany Lions dominated the Wolverines in an 83-61 victory inside the Bryce Jordan Center.

Penn State put together a 42-11 run over a 14:43 stretch that spanned the last four minutes of the first half and first 10 minutes of the second half as the Nittany Lions turned a one-point lead into a 32-point edge. The game-defining stretch started with an 18-0 Penn State streak in the waning minutes of the first half as Michael Henn, Andrew Funk and Seth Lundy combined to go 5-for-5 from deep during the streak.

Jalen Pickett put together another stellar performance, finishing with a game-high 25 points, eight rebounds and eight assists. Seth Lundy added 22 points and seven rebounds. Funk finished with 19 points while Henn added 10 in his first start in a Penn State uniform.

### NOTES

- The Nittany Lions moved to 14-7 on the season, matching their season total in wins from the 2021-22 season just 21 games into the campaign.
- Penn State's 22-point win is its largest ever over Michigan. The previous largest margin of victory was an 18-point Penn State win (70-52) on Jan. 2, 1999.
- Penn State's 49 points in the first half were its most in an opening frame since December 20, 2019, when the Nittany Lions scored 51 in the first half against Central Connecticut State.
- Andrew Funk tallied his 1,500th career point late in the first half.



# 2022-23 SEASON REVIEW

## G24: Wisconsin 79, Penn State 74 - OT

Feb. 8, 2023 Bryce Jordan Center (University Park, Pa.)

Wisconsin - 79		Record: 14-8 (6-7)																
NO.	Name	Min	FG	SP	FT	Rebounds		Fouls		TP	AS	TO	ST	Blocks	+/-			
						OR	DR	FF	FR									
5	Tyler Wahl	F	42:32	6-10	2-1	4-6	1	5	6	1	5	16	8	1	1	2	0	1
22	Steven Crowl	F	23:41	5-5	0-0	1-3	1	7	8	3	2	11	4	2	0	0	0	3
3	Connor Essagean	G	34:18	6-9	4-7	2-2	0	1	1	3	2	19	1	1	0	0	0	5
11	Max Klemin	G	38:29	2-5	0-2	1-2	0	3	3	6	3	1	0	0	0	0	0	1
23	Chucky Hebburn	G	40:06	6-18	5-9	2-4	0	1	1	1	4	19	0	3	1	0	1	5
2	Jordan Davis	F	17:33	3-5	2-3	0-0	0	5	5	0	0	8	0	0	0	1	0	6
14	Carter Cannon	F	23:47	0-3	0-2	2-2	1	1	2	4	1	2	1	1	1	0	0	6
4	Kamari McGee	G	04:54	0-0	0-0	0-0	0	0	0	1	1	0	1	0	0	0	0	0
Team							0	0	0	0	0	0	0	0	0	0	0	0
Totals			28:53	11-24	12-19	3	23	26	16	21	79	16	8	5	2	1	5	5

Technical Fouls: NONE

Penn St. - 74		Record: 14-10 (5-8)																	
NO.	Name	Min	FG	SP	FT	Rebounds		Fouls		TP	AS	TO	ST	Blocks	+/-				
						OR	DR	FF	FR										
1	Seth Lundy	F	34:28	5-9	4-8	0-0	1	8	9	4	0	14	0	0	3	1	0	3	
24	Michael Herrin	F	17:35	1-1	1-1	0-0	2	0	2	2	3	9	3	1	0	0	0	0	4
10	Andrew Funk	G	38:53	2-7	0-6	4-5	0	2	2	2	3	10	0	2	1	0	0	3	
11	Camren Wynter	G	40:21	7-13	0-1	1-2	0	1	1	2	2	35	1	2	1	0	1	4	
22	Jalen Pickett	G	41:10	8-19	1-5	0-0	1	7	8	5	3	17	8	2	0	0	1	5	
3	Kebba Nje	F	17:24	2-3	0-0	0-0	2	4	6	1	1	4	1	0	0	0	0	1	
12	Evan Mahaffey	G	04:57	0-1	0-0	1-2	0	0	1	1	0	0	0	0	0	0	0	0	
0	Kanye Clary	G	06:37	1-2	0-0	0	0	0	2	3	3	0	2	0	0	0	0	1	
23	Dallon Johnson	G	05:31	1-2	0-1	0-0	0	0	1	1	0	2	0	0	0	0	0	3	
2	Myles Dread	F	17:34	2-2	1-1	0-0	0	1	1	0	0	3	0	0	0	0	0	7	
Team							1	1	2	0	0	1	1	0	0	1	1	5	
Totals			29:59	19-23	7-11	7	24	31	21	10	74	13	11	5	1	2	1	5	

Technical Fouls: NONE

Biggest lead	WISC		PSU		Points from Turnovers	WISC	PSU	Period by Period Scoring									
	8 (1 <sup>st</sup> 0:07)	5 (1 <sup>st</sup> 17:50)	3 (1 <sup>st</sup> 13:57)	0 (2 <sup>nd</sup> 6:30)				1st	2nd	OT1	OT2						
Best Scoring Run	3	7	3	3	Paint	32	34	WISC	35	33	11	79	PSU	29	29	6	74
Lead Changes	3	7	3	3	Second Chance	2	3										
Times Tied	2	7	3	3	Fast Breaks	3	3										
Time with Lead	34:21	04:07			Bench	10	15										

## PENN STATE DROPS OVERTIME HEARTBREAKER TO WISCONSIN

The Penn State men's basketball team battled to force overtime against Wisconsin, but the Badgers claimed a 79-74 overtime victory inside the Bryce Jordan Center.

Penn State erased an eight-point deficit with a 7-for-9 showing from 3-point range in the second half, including a game-tying triple from Seth Lundy with 23 seconds left in regulation. The Nittany Lions went cold in the overtime period as Wisconsin snagged the victory.

Jalen Pickett led Pen State with 17 points, eight rebounds and eight assists. Camren Wynter followed with 15 points, while Seth Lundy contributed 14 points, nine rebounds, three steals and a block.

### NOTES

- The Nittany Lions suffered just their second loss inside the Bryce Jordan Center in 2022-23. Penn State is now 11-2 inside the BJC.
- Penn State fell to 0-2 in overtime games in the 2022-23 campaign. The Nittany Lions dropped a double-overtime road game at Clemson on Nov. 29.
- The Nittany Lions outscored the Badgers in the paint, 34-32.
- Seth Lundy made four 3-pointers including the 200th triple of his career. He pulled down a game-high nine rebounds.

## G25: Maryland 74, Penn State 68

Feb. 11, 2023 XFINITY Center (College Park, Md.)

Penn St. - 68		Record: 14-11 (5-9)																
NO.	Name	Min	FG	SP	FT	Rebounds		Fouls		TP	AS	TO	ST	Blocks	+/-			
						OR	DR	FF	FR									
1	Seth Lundy	F	33:28	3-7	3-6	2-3	0	7	7	3	3	11	0	1	0	1	0	7
3	Kebba Nje	F	12:01	0-1	0-0	0-0	0	1	1	2	0	0	0	0	2	0	1	0
10	Andrew Funk	G	38:54	5-9	4-7	0-0	0	5	5	1	1	14	0	1	0	1	0	5
11	Camren Wynter	G	37:58	0-1	0-0	0-0	0	1	1	1	0	0	0	0	0	2	3	0
22	Jalen Pickett	G	38:47	7-11	1-2	0-1	1	2	3	1	5	15	5	3	0	2	0	9
0	Kanye Clary	G	23:15	8-11	1-2	0-0	0	1	1	2	3	17	2	0	1	0	2	4
24	Michael Herrin	F	04:34	0-3	0-1	0-0	1	1	2	0	0	0	0	0	0	1	0	1
2	Myles Dread	F	21:35	4-8	3-7	0-0	0	0	0	0	0	5	11	1	1	0	0	0
23	Dallon Johnson	G	08:31	0-0	0-0	0-0	0	0	0	0	0	2	0	0	0	0	0	0
12	Evan Mahaffey	G	02:57	0-0	0-0	0-0	0	0	0	0	0	2	0	0	0	0	0	0
Team							1	2	3	0	2	0	2	0	2	0	2	2
Totals			27:53	12-26	2-4	3	20	23	19	12	68	10	13	4	6	4	6	4

Technical Fouls: NONE

Maryland - 74		Record: 17-8 (8-6)																
NO.	Name	Min	FG	SP	FT	Rebounds		Fouls		TP	AS	TO	ST	Blocks	+/-			
						OR	DR	FF	FR									
10	Julian Reese	F	22:22	4-10	0-0	3-4	0	5	5	2	4	11	0	2	1	3	4	14
24	Donta Scott	F	37:41	4-11	1-5	0-0	2	8	10	2	1	9	4	2	0	0	2	2
0	Donald Casey	G	21:23	2-4	1-3	0-0	0	1	1	2	0	5	0	1	0	0	0	6
1	Jahmir Young	G	36:03	5-10	2-4	6-9	2	2	4	2	6	16	4	1	1	0	0	11
13	Hakim Hart	G	38:27	8-10	2-4	5-6	0	5	5	0	6	23	4	1	2	0	0	9
2	Jahmal Long	G	03:57	0-0	0-0	0-0	0	0	0	0	0	0	0	0	0	0	0	0
15	Patrick Emilien	F	16:57	0-0	0-0	0-0	0	0	0	1	3	0	0	0	0	2	1	0
23	Ian Martinez	F	20:10	2-2	0-0	4-4	0	0	0	0	1	2	8	0	0	0	1	0
Team							0	2	2	0	0	12	10	5	4	6	5	
Totals			25:47	16-16	16-23	4	24	28	12	19	74	12	10	5	4	6	6	

Technical Fouls: NONE

Biggest lead	PSU		Terps		Points from Turnovers	WISC	PSU	Period by Period Scoring								
	3 (2 <sup>nd</sup> 18:07)	13 (2 <sup>nd</sup> 0:57)	6	17				1st	2nd	OT1	OT2					
Best Scoring Run	7 (1 <sup>st</sup> 2:24)	9 (2 <sup>nd</sup> 16:10)	2	5	Paint	20	28	WISC	26	26	6	68	PSU	26	40	68
Lead Changes	4	4	3	3	Second Chance	2	5									
Times Tied	4	4	3	3	Fast Breaks	7	10									
Time with Lead	00:47	36:37			Bench	28	5									

## NITTANY LIONS DROP TIGHT ROAD BATTLE AT MARYLAND

The Penn State men's basketball team dropped a tough 74-68 road battle at Maryland inside the Xfinity Center.

Penn State erased an early 11-point deficit to take a brief lead in the second half, but the Terrapins used a 16-5 run in a late seven-minute stretch to pull away.

Freshman Kanye Clary led five Nittany Lions in double figures with 17 points and didn't turn the ball over in 23 minutes of action. Jalen Pickett tallied 15 points, Andrew Funk had 14, and Seth Lundy and Myles Dread finished with 11 points apiece.

### NOTES

- The Nittany Lions owned a 28-8 advantage in bench points.
- Penn State had five players finish in double figures for the first time in the 2022-23 season and the first time since Feb. 25, 2022 against Northwestern.
- The Nittany Lions shot over 50 percent from the field (27-53), including a 12-26 effort from downtown. Funk led Penn State with four triples, while Lundy and Dread chipped in three apiece.
- Kanye Clary finished with a career-high 17 points while adding two assists, a steal and a rebound. He didn't turn the ball over in his 23 minutes of action against the Maryland pressure.



# BOX SCORES & POSTGAME NOTES

## G26: Penn State 93, Illinois 81 Feb. 14, 2023 Bryce Jordan Center (University Park, Pa.)

Illinois - 81		Record: 17-8																
NO.	Name	FG	3P	FT	Rebounds	Fouls	TP	AS	TS	ST	Blocks	+/-	pts					
													pp	st				
24	Matthew Mayer	F	31.07	3-6	2-5	3-5	0	7	7	2	3	11	3	1	0	0	0	-7
33	Coleman Hawkins	F	04.51	5-12	2-6	0-0	1	4	5	0	0	12	2	0	1	1	0	-17
42	Dan Dajug	F	18.01	2-6	0-0	3-3	1	3	4	1	5	9	1	2	0	0	0	-7
0	Terrence Shannon Jr.	G	34.50	5-14	1-5	3-10	1	2	3	5	7	20	4	2	3	0	0	-12
3	Jayden Eggs	G	29.20	6-13	0-7	0-1	1	1	1	1	0	12	0	0	0	0	0	-12
0	Ty Rodgers	25.30	5-6	0-0	1-2	4	4	8	3	1	11	3	0	1	1	0	0	-8
1	Sevce Harris	G	13.14	0-1	0-1	0-0	1	1	3	0	0	0	1	1	1	0	0	5
10	Luke Goode	G	10.11	1-2	1-2	0-0	1	1	1	0	3	0	0	0	0	0	0	-5
15	RJ Melendez	G	02.56	1-1	1-1	0-0	0	0	0	1	0	3	0	1	1	1	0	2
Team																		
Totals		29-61 7-27 16-20 7 25 32 17 16 81 13 8 7 3 1 12																

Penn St. - 93		Record: 15-11																
NO.	Name	FG	3P	FT	Rebounds	Fouls	TP	AS	TS	ST	Blocks	+/-	pts					
													pp	st				
1	Seth Lundy	F	31.51	5-10	3-6	2-3	0	7	7	2	15	2	2	1	0	0	6	
3	Kebeba Nje	G	12.18	1-1	0-0	1-2	1	4	5	3	1	3	0	0	0	1	0	3
10	Andrew Funk	G	38.04	4-10	2-6	0-0	2	2	2	0	0	12	2	1	1	0	1	11
11	Camren Wynter	G	22.85	2-3	0-1	0-0	0	2	2	2	1	4	0	1	0	0	0	-5
22	Jalen Pickett	G	38.59	15-20	5-9	6-6	0	2	2	1	8	41	8	2	1	0	0	17
0	Kanye Clary	G	22.23	4-8	1-2	3-4	0	3	3	2	3	12	0	0	0	0	2	12
2	Myles Dread	G	21.18	1-3	1-3	0-0	1	1	1	0	3	0	0	0	0	0	0	13
24	Michael Henn	G	05.00	1-1	0-0	0-0	1	2	3	0	2	0	1	0	0	0	0	1
12	Evan Mahaffey	G	06.46	0-0	0-0	3-4	1	2	3	2	3	0	0	0	0	0	0	4
5	Jamiee Brown	G	02.46	0-1	0-1	0-0	0	0	0	0	0	1	0	0	0	0	0	-2
Team																		
Totals		33-57 12-28 15-19 3 27 30 16 17 93 13 7 3 1 3 12																

Biggest lead	ILL		PSU		Points from Turnovers	ILL	PSU	Period by Period Scoring					
	1st	2nd	1st	2nd				1st	2nd	TOT			
Biggest lead	0	11 <sup>(20:00)</sup>	17	12 <sup>(1:31)</sup>									
Best Scoring Run	6 <sup>(11:40-14:27)</sup>	7 <sup>(11:41-14:10)</sup>			Paint	38	30						
Lead Changes	0				Fast Breaks	8	10						
Times Tied								ILL	40	41	81		
Time with Lead	00:00	7	38:07		Bench	17	20			PSU	53	40	93

## PICKETT'S 41-POINT GAME POWERS PENN STATE TO 93-81 WIN OVER ILLINOIS

Penn State men's basketball point guard Jalen Pickett put together the first 40-point game by a Penn State player since 1961 to lead the Nittany Lions to a 93-81 win over Illinois and a regular-season sweep of the Illini inside the Bryce Jordan Center.

Pickett scored 41 points on 15-of-20 shooting while adding eight assists. Pickett's 41-point game is the sixth 40-point game in Penn State history and the first since 1961. His 41 points set a Bryce Jordan Center record and are the most points scored by a Big Ten player this season.

Pickett scored his 2,000th career point with his 19th point of the game late in the first half. Pickett is the only active Division I player with 2,000+ career points, 600+ career rebounds and 700+ career assists.

The Nittany Lions had a well-rounded team effort to compliment Pickett's historic performance. Seth Lundy finished with 15 points and seven rebounds. Kanye Clary tallied his second-straight double-digit game with 12 points, while Andrew Funk added 10.

### NOTES

- Jalen Pickett put together the sixth 40-point game in Penn State history and the first since 1961. He is just the third player in program history to have a 40-point game (Jesse Arnelles 4x, Gene Harris).
- Penn State scored 53 points in the first half, the first time it has scored 50-plus in the opening half since December 20, 2019, against Central Connecticut State (51).
- Penn State completed the regular-season sweep of the Illini. The Nittany Lions defeated then-No. 17 Illinois 74-59 on Dec. 10 in Champaign, Ill.

## G27: Penn State 76, Minnesota 69 Feb. 18, 2023 Williams Arena (Minneapolis, Minn.)

Penn St. - 76		Record: 16-11 (7-7)																
NO.	Name	FG	3P	FT	Rebounds	Fouls	TP	AS	TS	ST	Blocks	+/-	pts					
													pp	st				
1	Seth Lundy	F	34.52	4-11	1-7	0-0	1	3	4	1	0	9	1	0	1	1	0	6
3	Kebeba Nje	F	11.38	1-2	0-0	0-0	4	1	5	3	1	2	1	3	0	0	0	9
10	Andrew Funk	G	33.09	4-8	3-6	0-0	1	2	3	1	1	11	1	0	1	0	1	14
11	Camren Wynter	G	32.55	5-8	2-4	0-0	4	4	1	3	14	5	1	1	0	1	0	12
22	Jalen Pickett	G	37.04	11-20	4-8	6-7	0	9	9	2	6	32	8	2	1	1	1	11
0	Kanye Clary	G	11.00	1-4	0-0	0-0	1	1	1	0	2	0	0	0	1	0	0	-8
24	Michael Henn	G	13.69	1-2	0-1	0-0	0	2	4	0	2	0	0	1	0	0	0	-1
2	Myles Dread	G	16.36	0-2	0-2	0-0	0	0	0	2	2	0	0	1	0	0	0	-7
12	Evan Mahaffey	G	06.57	1-1	0-0	2-2	0	1	1	2	4	1	0	1	0	0	0	0
Team																		
Totals		28-56 10-26 10-13 8 23 31 16 15 76 17 11 5 3 4 7																

Minnesota - 69		Record: 7-17 (1-13)																
NO.	Name	FG	3P	FT	Rebounds	Fouls	TP	AS	TS	ST	Blocks	+/-	pts					
													pp	st				
1	Joshua Ote-Joseph	F	16.47	4-7	2-3	1-2	0	1	1	3	1	11	0	1	0	0	18	
3	Dawson Garcia	F	31.04	9-14	2-4	3-5	1	6	7	3	5	23	0	5	1	0	1	11
10	Jamison Baffle	F	38.29	4-10	0-4	1-2	0	7	7	0	1	9	3	1	0	0	0	-2
24	Jaden Hershey	G	32.47	1-5	0-1	0-0	1	2	3	2	3	5	2	0	0	0	0	-2
55	Talton Cooper	G	36.52	3-7	0-0	0-0	2	2	4	0	6	0	0	0	0	0	0	-4
4	Braden Carrington	G	07.13	0-1	0-0	0-0	0	2	2	0	0	0	0	0	0	0	0	-5
21	Pharrel Payne	G	30.09	7-12	0-0	4-6	6	4	10	2	6	18	6	1	0	0	0	2
9	Taurus Samuels	G	03.08	0-0	0-0	0-0	0	0	0	1	0	0	0	0	0	0	0	0
25	Will Ramburg	G	01.31	0-0	0-0	0-0	0	0	0	0	0	0	0	0	0	0	0	-5
Team																		
Totals		28-56 4-12 9-15 8 24 33 15 16 69 22 11 1 4 3 7																

Biggest lead	PSU		UMN		Points from Turnovers	PSU	UMN	Period by Period Scoring					
	1st	2nd	1st	2nd				1st	2nd	TOT			
Biggest lead	10	11 <sup>(11:07)</sup>	2	11 <sup>(12:07)</sup>									
Best Scoring Run	11	12 <sup>(2:26)</sup>	7	11 <sup>(12:07)</sup>	Paint	35	40						
Lead Changes	6				Fast Breaks	6	0						
Times Tied								PSU	45	31	76		
Time with Lead	31:40	02:10			Bench	8	18			UMN	35	34	69

## NITTANY LIONS EARN 76-69 ROAD WIN AT MINNESOTA

Jalen Pickett dazzled once again to lead the Penn State men's basketball team to its second-straight win with a 76-69 victory at Minnesota.

Pickett followed up his 41-point performance from Tuesday night with another monster effort, finishing with 32 points, nine rebounds and eight assists against the Gophers. Camren Wynter tallied 14 points, five assists and four rebounds, while Andrew Funk chipped in 11 points including a dagger of a 3-pointer in the final minutes.

### NOTES

- Over the last two games, Jalen Pickett averaged 36.5 points per game on 65% shooting, 8 assists per game and 5.5 rebounds per game.
- Pickett collected his 700th career rebound with his second board of the game midway through the first half and became the first Division I men's college basketball player in at least the last 37 years to have career marks of 2,000+ points, 700+ rebounds and 700+ assists. At the time, Pickett owned career marks of 2,054 points, 707 rebounds and 787 assists.
- Pickett is the first Nittany Lion to post back-to-back 30-point games since Joe Crispin on Jan. 19 and 22, 2000.
- Penn State scored 45 points in the first half, marking the fourth-straight half the Nittany Lions have scored 40 or more points dating back to the second half of the Feb. 11 game at Maryland.
- The Nittany Lions defeated the Gophers in Minneapolis for just the fourth time in program history and for the first time since 2015.

# 2022-23 SEASON REVIEW

## G28: Penn State 75, Ohio State 71

Feb. 23, 2023

Schottenstein Center (Columbus, Ohio)

Penn State - 75		Record: 17-11 (8-9)																		
NO.	Name	Min	FG	3P	FT	Rebounds	Fouls	TP	AS	TO	ST	Blocks	pts	reb	ast	stl	blk	+	-	
1	Seth Lundy	F	32:49	5-9	4-8	5-8	0	5	5	1	4	19	2	0	0	0	0	0	0	3
3	Keaba Nije	F	17:25	2-5	0-0	1-1	2	3	5	1	1	5	1	1	0	0	0	0	0	1
10	Andrew Funk	C	27:15	0-2	0-0	0-0	0	1	1	0	0	0	0	0	0	0	0	0	0	10
11	Camren Wynter	G	37:31	7-12	4-6	0-1	0	6	6	0	2	18	1	1	0	0	0	0	0	4
12	Jalen Pickett	G	28:38	8-11	2-2	5-5	1	2	3	3	4	23	4	1	0	1	2	9	0	9
18	Evan Mahaffey	F	18:59	2-3	0-0	0-0	1	2	3	0	0	4	1	0	0	0	0	0	0	1
9	Kanye Clay	F	15:02	3-7	0-1	0-0	0	1	1	0	0	6	0	0	0	0	0	0	0	4
2	Myles Dread	20:28	0-3	0-3	0-0	0	0	0	2	0	0	0	0	0	0	0	0	0	0	3
24	Michael Henn	01:53	0-0	0-0	0-0	0	0	0	0	0	0	0	0	0	0	0	0	0	0	0
Team			2	1	3	0	0	0	0	0	0	1	1	1	1	3	4			
Totals			27:52	10-19	11-15	6	21	27	10	11	75	9	14	1	1	3	4			

Ohio State - 71		Record: 11-17 (3-14)																		
NO.	Name	Min	FG	3P	FT	Rebounds	Fouls	TP	AS	TO	ST	Blocks	pts	reb	ast	stl	blk	+	-	
10	Bricsa Senebagh	F	25:24	8-14	2-4	2-3	2	3	5	2	3	20	2	0	1	0	0	0	0	6
14	Justice Sueing	F	32:24	4-12	0-1	1-1	4	6	10	2	1	9	4	0	0	1	0	0	0	9
34	Felix Okpara	C	17:59	4-4	0-0	0-0	1	1	2	1	8	0	0	0	0	0	0	0	0	1
1	Roddy Gayle Jr.	G	11:54	1-3	1-2	0-0	2	2	1	0	2	0	0	0	0	0	0	0	0	8
2	Bruce Thornton	G	36:25	7-12	3-7	2-3	1	3	4	2	3	19	1	0	0	0	0	0	0	3
3	Eugene Brown III	15:32	0-1	0-0	0-0	1	0	1	0	0	0	0	0	0	0	0	0	0	0	2
4	Evan Mitchell	28:06	2-10	1-8	0-0	1	0	1	0	5	0	0	0	0	0	0	0	0	0	4
13	Isaac Ikekwe	32:16	3-7	1-1	0-0	1	5	6	3	2	4	1	0	0	0	1	1	1	1	
Team						3	0	3	0	0	0	0	0	0	0	0	0	0	0	
Totals			29:03	8-23	5-6	13	20	30	11	10	71	11	1	1	1	3	1	4		

PSU		OSU		Points from		PSU		OSU		Period by Period Scoring	
Biggest lead	6 (1 <sup>st</sup> 12:00)	4 (1 <sup>st</sup> 4:45)	Turnovers	2	2	1st	2nd	TOT	1st	2nd	TOT
Best Scoring Run	7 (1 <sup>st</sup> 12:00)	6 (2 <sup>nd</sup> 1:28)	Paint	24	28	PSU	37	38	75		
Lead Changes	29	20	Second Chance	5	11	OSU	37	34	71		
Times Tied	5	5	Fast Breaks	0	0						
Time with Lead	26:10	07:28	Bench	10	12						

## PENN STATE WINS THIRD-STRAIGHT WITH 75-71 ROAD VICTORY AT OHIO STATE

The Penn State men's basketball team won its third-straight game with a gritty 75-71 road victory at Ohio State.

Jalen Pickett scored 14 of his game-high 23 points in the final 7:15 as Penn State closed the back-and-forth game on a 14-8 run and limited the Buckeyes to just four field goals in the final 7:30.

Pickett finished with 23 points, 21 of which were scored in the second half after battling first-half foul trouble. Seth Lundy tallied 19 points and five rebounds in another efficient performance, while Camren Wynter had a huge game with 18 points and six rebounds.

### NOTES

- The Nittany Lions tallied their Penn State single-season record 295th 3-pointer of the season with Camren Wynter's triple at the 17:29 mark of the first half. The previous program record stood with the 2017-18 team's 294 treys through 39 games played (NIT Champions). The 2022-23 Nittany Lions set the new benchmark in just their 28th game of the season.
- Penn State secured back-to-back Big Ten road victories for the first time since Feb. 23, 2021 and March 7, 2021 when it defeated Nebraska and Maryland.
- Jalen Pickett posted his third-straight 20-point game and has scored 96 points in his last three games combined.
- Seth Lundy has now scored in double figures in all but three games this season.

## G29: Rutgers 59, Penn State 56

Feb. 26, 2023

Bryce Jordan Center (University Park, Pa.)

Rutgers - 59		Record: 18-11 (9-8)																		
NO.	Name	Min	FG	3P	FT	Rebounds	Fouls	TP	AS	TO	ST	Blocks	pts	reb	ast	stl	blk	+	-	
5	Aundre Hyatt	F	16:47	1-6	1-4	0-0	0	3	3	1	1	13	0	1	0	0	0	0	0	3
11	Clifford Omoruyi	C	31:44	4-9	0-0	1-4	2	11	13	2	2	9	1	0	1	1	0	0	0	12
4	Paul Mularity	G	26:55	0-2	0-0	0-0	1	1	2	0	0	0	0	0	1	1	0	0	0	7
10	Cam Spencer	G	35:46	5-11	1-2	2-2	4	2	6	1	3	13	1	0	0	0	0	0	0	11
22	Caleb McConnell	G	31:30	5-11	2-6	0-1	1	3	4	3	2	12	4	2	1	0	0	0	0	11
13	Andrew Woodfolk	06:16	0-1	0-0	0-0	1	1	2	1	1	0	0	0	0	0	0	0	0	0	9
11	Okech Palmquist	13:00	2-3	0-0	0-0	1	1	0	0	0	0	0	0	0	0	0	0	0	0	4
0	Derek Simpison	28:22	6-14	1-1	4-4	1	5	6	2	3	16	2	0	0	0	0	0	0	0	11
Team			0	2	2	0	0	2	0	0	0	0	0	0	0	0	0	0	0	
Totals			23:51	16-18	7-11	10	29	39	15	22	59	9	4	5	1	3	3			

Penn St. - 56		Record: 12 (8-10)																		
NO.	Name	Min	FG	3P	FT	Rebounds	Fouls	TP	AS	TO	ST	Blocks	pts	reb	ast	stl	blk	+	-	
1	Seth Lundy	F	31:44	1-16	0-11	5-5	2	6	8	2	2	7	0	2	0	1	0	0	0	5
3	Keaba Nije	F	20:38	3-5	0-0	0-0	2	4	4	5	1	3	8	0	1	0	0	0	0	8
10	Andrew Funk	G	31:24	1-7	1-7	0-0	1	3	4	2	0	3	1	0	0	0	0	0	0	0
11	Camren Wynter	G	30:46	6-9	3-5	1-3	1	3	4	3	2	16	3	0	0	0	0	0	0	0
22	Jalen Pickett	G	37:36	5-9	1-1	0-1	3	6	9	2	4	11	5	2	1	0	1	0	0	2
24	Michael Henn	13:08	2-3	2-2	0-0	2	2	1	4	6	0	0	0	0	0	0	0	0	0	0
2	Myles Dread	20:54	0-1	0-1	0-0	0	0	0	0	0	0	0	0	0	0	0	0	0	0	0
0	Kanye Clay	11:42	1-4	0-0	1-2	3	0	0	0	0	0	0	0	0	0	0	0	0	0	0
12	Evan Mahaffey	02:08	0-0	0-0	0-0	0	1	1	0	0	0	0	0	0	0	0	0	0	0	0
Team						0	4	4	0	0	0	1								
Totals			20:54	8-29	8-13	9	31	40	12	15	56	11	9	1	3	1	3	1	3	

RUTG		PSU		Points from		RUTG		PSU		Period by Period Scoring	
Biggest lead	31 (1 <sup>st</sup> 17:45) <th>10 (2<sup>nd</sup> 18:24) <th>Turnovers</th> <th>7</th> <th>8</th> <th>1st</th> <th>2nd</th> <th>TOT</th> <th>1st</th> <th>2nd</th> <th>TOT</th> </th>	10 (2 <sup>nd</sup> 18:24) <th>Turnovers</th> <th>7</th> <th>8</th> <th>1st</th> <th>2nd</th> <th>TOT</th> <th>1st</th> <th>2nd</th> <th>TOT</th>	Turnovers	7	8	1st	2nd	TOT	1st	2nd	TOT
Best Scoring Run	9 (2 <sup>nd</sup> 15:15)	12 (1 <sup>st</sup> 11:13)	Paint	20	18	PSU	21	38	59		
Lead Changes	20	10	Second Chance	10	6	OSU	31	25	56		
Times Tied	2	2	Fast Breaks	6	13						
Time with Lead	04:05	32:35	Bench	22	11						

## NITTANY LIONS DROP HEARTBREAKER TO RUTGERS

The Penn State men's basketball team went cold down the stretch in a tough 59-56 loss to Rutgers.

The Nittany Lions led the Scarlet Knights for more than 32 minutes of the game, but made just one field goal in the final 13:22 as Rutgers was able to come away with the victory.

Camren Wynter scored 16 points to lead the way for Penn State. Jalen Pickett finished with 11 points, nine rebounds and five assists.

### NOTES

- Finishing with five assists tonight, Jalen Pickett tied the program single-season record with his 198th helper of the season. Tim Frazier dished 198 through 32 games in the 2011-12 season.
- Camren Wynter led Penn State in scoring for the third time this season, recording 16 points in the game.
- The Nittany Lion defense held Rutgers almost 10 points under its season scoring average of 68.8 points per game.

# BOX SCORES & POSTGAME NOTES

## G30: Penn State 68, Northwestern 65 - OT March 1, 2023 Welsh Ryan Arena (Evanston, Ill.)

Penn St. - 68		Record: 16-12 (9-10)																
NO.	Name	F	Min	FG	3P	FT	Rebounds		Fouls	TP	AS	TO	ST	Blocks	+/-			
				%	%	%	off	tot	pp	pf	ft	st	bl					
1	Seth Lundy	F	40:37	5-12	4-9	0-0	2	4	6	2	0	14	0	0	0	1	0	8
3	Kebba Njie	F	05:41	0-0	0-0	0-0	0	0	0	1	0	1	0	0	0	0	0	-8
10	Andrew Funk	G	41:55	5-10	4-9	2-4	0	8	0	2	17	2	1	0	0	0	0	8
11	Camren Wynter	G	38:42	8-15	4-5	2-2	1	3	4	2	3	24	3	0	0	0	4	7
22	Jalen Pickett	G	43:37	3-8	0-2	1-3	2	4	6	0	4	7	11	1	1	0	0	3
12	Evan Mahaffey	F	19:53	0-1	0-0	1-2	1	4	5	1	1	1	1	0	0	0	0	1
24	Michael Henn	F	16:04	0-1	0-1	0-0	0	1	1	3	2	0	2	0	0	0	0	4
0	Kanye Clary	K	06:17	1-2	0-0	0-0	0	0	0	1	0	2	0	0	0	0	0	-4
2	Myles Dread	F	12:14	1-3	1-3	0-0	0	0	1	1	1	3	0	0	0	0	0	-6
Team				1	6	7	0	0	0	0	0	0	0	0	0	0	0	0
Totals			24:52	13:26	17:13	7	31	38	11	13	68	19	13	1	3	4	3	3

Technical Fouls: NONE

Northwestern - 65		Record: 20-10 (11-4)																
NO.	Name	F	Min	FG	3P	FT	Rebounds		Fouls	TP	AS	TO	ST	Blocks	+/-			
				%	%	%	off	tot	pp	pf	ft	st	bl					
31	Robbie Beran	F	23:50	2-7	2-3	0-0	2	2	4	0	1	6	0	0	0	0	0	-7
34	Matthew Nicholson	C	10:19	0-2	0-0	0-0	2	0	2	0	0	0	0	0	0	0	0	0
0	Boo Bue	G	39:29	5-22	2-7	2-2	1	4	5	2	20	8	1	3	0	3	1	1
1	Clayton Judge	G	41:20	2-10	1-5	1-2	0	5	5	2	2	6	3	2	3	1	0	-8
3	Ty Berry	G	37:21	4-11	2-6	0-0	1	3	5	4	2	10	0	0	0	0	0	-2
10	Tydas Verhoeven	F	30:17	1-1	0-0	2-2	3	2	5	1	4	4	0	1	2	2	0	-4
13	Brooks Barnhizer	F	33:36	6-12	5-7	2-1	6	7	3	1	19	1	1	0	1	0	-7	
2	Nick Marinelli	F	08:26	0-2	0-1	0-0	0	0	0	1	1	0	0	0	0	0	0	7
Team				2	2	4	0	0	0	0	0	0	0	0	0	0	0	0
Totals			24:47	12:29	5-6	13	24	37	13	11	65	15	8	4	3	3	3	

Technical Fouls: NONE

Biggest lead	PSU		Points from Turnovers	PSU		Period by Period Scoring
	1st	2nd		1st	2nd	
Best Scoring Run	4 (12:16-05)	10 (11:12-49)	10	10	14	68
Lead Changes	11	11 (11:12-49)	4	20	22	22
Times Tied	5	5	3	3	3	68
Time with Lead	04:32	32:39	6	25	4	65

## WYNTER NAILS GAME WINNER AS PENN STATE DOWNS NORTHWESTERN 68-65 IN OVERTIME

A game-winning shot from senior Camren Wynter secured a dramatic 68-65 overtime road victory for the Penn State men's basketball team at Northwestern.

With the overtime score knotted at 65 with seven seconds left, freshman Evan Mahaffey pulled down a clutch offensive rebound to keep Penn State's possession alive before Wynter drilled the corner three to silence Northwestern's Senior Night crowd.

Wynter finished with a game-high 24 points and finished 4-for-5 from 3-point range while adding four rebounds and three assists. Andrew Funk also drilled four triples and finished with 17 points and a game-high eight rebounds. Seth Lundy added four treys of his own, tallying 14 points and six rebounds. Jalen Pickett finished with 11 assists, seven points and six rebounds.

### NOTES

- The win marks the first time the Nittany Lions have rallied from being down 10 points to come back and win the game since March 10, 2022 when the squad came back from a 13-point deficit against Ohio State to win 75-71.
- Jalen Pickett set a Penn State single-season assist record with his first assist of the night on a Kanye Clary basket at the 12:21 mark of the first half. The previous single-season school record was held by former standout Tim Frazier who dished 198 helpers during the 2011-12 season. Pickett's 11 assists in the game put him at 209 assists this season.
- Myles Dread appeared in his 147th game in a Penn State uniform, a school record for most games played. John Harrar (2017-2022) previously held the record with 146 games played.

## G31: Penn State 65, No. 21 Maryland 64 March 5, 2023 Bryce Jordan Center (University Park, Pa.)

Maryland - 64		Record: 20-11 (11-9)																
NO.	Name	F	Min	FG	3P	FT	Rebounds		Fouls	TP	AS	TO	ST	Blocks	+/-			
				%	%	%	off	tot	pp	pf	ft	st	bl					
10	Julian Pleese	F	21:08	4-7	0-0	4-4	2	3	5	2	2	12	2	2	2	1	0	6
24	Donta Scott	F	31:58	0-5	0-3	1-2	0	5	5	2	1	2	0	0	0	0	0	-1
0	Donald Carey	G	30:23	5-11	1-4	0-0	2	1	3	2	1	14	2	1	1	0	0	-1
1	Jahvon Young	G	35:20	3-17	3-6	5-6	1	7	8	1	5	28	1	1	1	0	0	-4
13	Hakim Hart	G	33:32	1-5	1-5	0-0	4	4	3	2	3	2	5	1	0	0	0	-9
15	Patrick Emilian	F	25:52	0-0	0-0	0-0	0	1	1	1	1	1	0	0	1	1	0	-9
23	Ian Marinovic	F	17:40	0-0	0-0	0-0	0	2	2	0	1	1	0	0	0	0	0	-4
2	Jahari Long	F	03:56	0-0	0-0	0-0	0	0	0	1	0	0	0	0	0	0	0	-5
Team				0	0	0	0	0	0	0	0	0	0	0	0	0	0	0
Totals			23:50	8-22	10-12	5	25	28	14	14	64	10	13	5	2	0	-1	

Technical Fouls: NONE

Penn St. - 65		Record: 19-12 (10-10)																
NO.	Name	F	Min	FG	3P	FT	Rebounds		Fouls	TP	AS	TO	ST	Blocks	+/-			
				%	%	%	off	tot	pp	pf	ft	st	bl					
1	Seth Lundy	F	33:35	2-8	0-4	0-3	0	5	5	2	1	7	2	1	1	0	0	-2
3	Kebba Njie	F	10:36	3-3	0-0	0-0	1	0	1	1	0	6	0	0	0	0	0	0
10	Andrew Funk	G	37:12	5-10	4-9	0-0	0	3	3	1	0	14	0	0	0	0	0	8
11	Camren Wynter	G	32:25	3-5	0-0	0-0	2	1	3	4	2	6	1	1	1	0	1	2
22	Jalen Pickett	G	40:00	7-12	2-4	0-1	1	6	7	3	7	16	7	3	4	0	0	1
24	Michael Henn	F	05:15	1-1	0-0	0-0	0	0	0	0	0	3	0	2	0	0	0	-6
0	Kanye Clary	K	12:52	1-6	0-2	0-0	0	1	1	1	1	2	0	0	0	0	0	-4
2	Myles Dread	F	23:46	4-9	3-7	0-0	4	4	4	1	1	3	0	0	0	0	0	-13
12	Evan Mahaffey	F	04:17	0-0	0-0	0-0	0	0	0	0	2	0	0	0	0	0	0	-10
Team				1	1	2	0	0	0	0	0	0	0	0	0	0	0	0
Totals			28:54	10-27	3-5	5	21	26	15	14	65	13	10	7	0	2	1	

Technical Fouls: Coach 1 (10:20)

Biggest lead	UMD		Points from Turnovers	PSU		Period by Period Scoring
	1st	2nd		1st	2nd	
Best Scoring Run	16 (11:05-21)	6 (11:16-25)	14	11	11	65
Lead Changes	14 (1:51-13)	12 (2:10-33)	6	6	6	64
Times Tied	1	1	7	6	6	65
Time with Lead	32:31	06:32	11	16	6	65

## PENN STATE PUTS TOGETHER COMEBACK FOR THE AGES TO DEFEAT #21 MARYLAND 65-64 ON SENIOR DAY

The Penn State men's basketball team erased a 16-point deficit and closed the game on a 20-7 run, capped off by an offensive rebound and putback by Camren Wynter with 0.5 seconds to play, to give the Nittany Lions a 65-64 victory over #21 Maryland inside the Bryce Jordan Center.

Penn State, which trailed by 10 to many as 16 points and was down by 12 with 6:49 to go, trimmed the lead down and eventually took its first lead since 12:45 in the first half when Wynter laid one in to give the Lions a one-point edge with 43 seconds left. The Terrapins scored with 19 seconds remaining, leading to Penn State's final offensive possession. The Nittany Lions missed a 3-pointer with five seconds to go, but Wynter grabbed the rebound and scored to put home his second-straight game-winning shot. Maryland's ensuing Hail Mary inbound pass was knocked down by Penn State to secure the win.

It was the seniors that shined on Senior Day as Jalen Pickett finished with 16 points, seven rebounds and seven assists to lead the Nittany Lions. Senior Andrew Funk had four 3-pointers, three of which came in Penn State's second-half rally, and finished with 14 points. Senior Myles Dread scored all 11 of his points in the final 14:10.

The Nittany Lions clinched a top-10 seed in the upcoming Big Ten Tournament.

### NOTES

- Penn State finished the regular season at 10-10 in conference play, the eighth time the program has achieved a .500 or better record in its 31 seasons in the Big Ten.
- The Nittany Lions finished 13-3 at the Bryce Jordan Center in the 2022-23 season. It's 13 wins are tied for fourth most in a season since the team moved to the BJC in 1996.
- Penn State overcame a 16-point deficit, the largest that the team has overcome to win since March 7, 2021 at Maryland (16).

# 2022-23 SEASON REVIEW

## G32: BTT - Penn State 79, Illinois 76

March 9, 2023

United Center (Chicago, Ill.)

Penn St. - 79		Record: 20-12																	
NO.	Name	FG	3P	FT	Rebounds		Fouls		TP	AS	ST	Blocks	pts	reb	ast	stl	blk	+/-	
					of	att	of	att											of
1	Seth Lundy	F	38/24	8-16	1-4	0-0	3	7	10	2	1	17	2	1	1	1	1	3	2
3	Kabba Nje	F	10/56	0-0	0-0	0	1	1	4	0	1	1	1	0	0	0	0	0	-3
10	Andrew Funk	G	37/44	6-9	9-9	2	0	1	1	1	0	20	1	1	0	0	0	3	
11	Camren Wynter	G	30/05	7-9	0-1	4-7	2	3	5	2	5	16	1	3	1	0	0	1	
22	Jalen Pickett	G	37/20	4-10	0-1	4-7	2	6	8	3	8	12	8	3	0	1	0	1	
24	Michael Henn	06:55	0-1	0-1	0-0	0	1	1	4	1	0	0	0	0	0	0	0	4	
0	Kanye Clary	10:09	3/7	0-1	2-4	0	1	1	0	2	8	0	0	1	1	0	1	4	
2	Myles Dread	24:27	1-4	1-2	1	3	4	4	3	4	0	1	0	1	0	1	0	3	
Team		2:1 3 4																	
Totals		29-66   8-21   13-22   10-24   34   20   20   79   13   10   4   3   4   3																	

Illinois - 76		Record: 20-12																
NO.	Name	FG	3P	FT	Rebounds		Fouls		TP	AS	ST	Blocks	pts	reb	ast	stl	blk	+/-
					of	att	of	att										
24	Matthew Mayer	F	31/38	3-11	0-5	1	2	5	8	2	2	7	1	1	2	1	0	0
33	Coleman Hawkins	F	36/19	6-10	0-2	1	0	5	5	4	2	17	4	1	1	2	1	3
42	Dan Darja	F	24/29	4-10	0-0	5-8	4	3	7	1	10	13	2	0	1	0	0	-1
0	Terrence Shannon Jr.	G	36/38	7-14	2-7	3-5	1	4	5	4	4	19	4	2	1	1	0	0
15	RJ Melendez	G	29/57	1-2	0-0	2-2	1	2	3	4	2	4	3	1	0	2	0	7
1	Senecio Harris	14:28	1-2	1-1	0-0	0	0	0	1	0	3	1	1	1	1	0	0	-6
20	Ty Rodgers	12:10	1-4	0-0	0-0	0	3	1	0	2	0	0	0	1	0	1	0	-11
10	Luke Goode	17:49	3/6	2-4	0-0	0	0	0	0	3	0	8	0	1	0	0	0	-4
3	Jayden Epps	02:32	1-2	1-2	0-0	0	0	1	1	0	3	0	0	0	0	0	0	-2
Team		0:1 1 0																
Totals		29-64   8-21   12-19   11   21   32   21   20   76   15   7   7   4   3   -3																

Biggest lead	PSU		ILL		Points from Turnovers	PSU	ILL	Period by Period Scoring
	1st	2nd	1st	2nd				
Best Scoring Run	7 (11:46-22)	8 (11:41-21)	38	42	9	12	31	48
Lead Changes	13		3	11	19		31	48
Times Tied	6		3	7			3	7
Time with Lead	27:20	08:50	Bench	12	16		ILL	30

## NITTANY LIONS ADVANCE TO BIG TEN TOURNAMENT QUARTERFINALS WITH GUTSY 79-76 WIN OVER ILLINOIS

The Penn State men's basketball team used a 14-3 run in a 4:26 stretch late in the second half to pull away before holding on for a 79-76 win over Illinois in the Big Ten Tournament Second Round at the United Center.

The Nittany Lions advance to the Big Ten Quarterfinals for the second-straight year and take on second-seeded Northwestern.

Andrew Funk led Penn State with 20 points behind a 6-for-9 showing from 3-point range. Camren Wynter tallied 18 points and five rebounds, while Seth Lundy had a double-double with 17 points and 10 boards. Jalen Pickett orchestrated all night long, finishing with 12 points, eight rebounds and eight assists.

### NOTES

- The Nittany Lions advanced to the Big Ten Tournament quarterfinals for the second-straight year.
- With the win, the Nittany Lions secured the 12th 20-win season in the 127-year history of Penn State men's basketball, moving to 20-12 on the season.
- The Nittany Lions completed the three-game season sweep of the Illini.
- Penn State earned its first-ever win over Illinois in the Big Ten Tournament. The Nittany Lions were previously 0-3 against the Illini in the conference tourney.
- Penn State had four players score in double figures in the game. Funk (20), Lundy (17), Wynter (15), and Pickett (12) all reached double digits in the win.
- Lundy's 17-point, 10-rebound double-double is the first double-double for Penn State in the Big Ten Tournament since John Harrar scored 15 points and grabbed 12 boards against Purdue on March 11, 2022.

## G33: BTT - Penn State 67, Northwestern 65-OT

March 10, 2023

United Center (Chicago, Ill.)

Penn St. - 67		Record: 21-12																
NO.	Name	FG	3P	FT	Rebounds		Fouls		TP	AS	ST	Blocks	pts	reb	ast	stl	blk	+/-
					of	att	of	att										
1	Seth Lundy	F	38/33	5-12	3-8	3-5	1	6	7	3	3	16	0	2	0	0	1	2
3	Kabba Nje	F	12/06	1-2	0-0	1-3	2	2	4	4	2	3	1	0	0	0	0	-5
10	Andrew Funk	G	41/08	3-9	2-6	5-6	0	7	7	1	3	14	0	1	1	0	1	
11	Camren Wynter	G	33/06	1-5	0-1	1-4	5	6	5	3	3	1	2	0	0	0	-4	
22	Jalen Pickett	G	37/55	4-9	1-1	6-9	2	7	9	1	1	16	5	2	5	0	1	0
0	Kanye Clary	18:24	5-10	0-1	1-2	1	0	1	1	1	1	11	1	1	1	1	5	
2	Myles Dread	25:52	0-1	0-1	0-0	0	0	2	1	0	1	2	0	0	1	0	0	
24	Michael Henn	13:32	2-3	1-2	0-0	1	1	2	2	2	5	0	0	0	0	0	-3	
12	Evan Mahaffey	02:42	0-0	0-0	0-0	0	0	1	0	0	0	0	0	0	0	0	0	
Team		0:3 3 0																
Totals		21-61   7-20   16-28   8   33   41   20   21   67   6   15   2   1   3   2																

Northwestern - 65		Record: 21-11																
NO.	Name	FG	3P	FT	Rebounds		Fouls		TP	AS	ST	Blocks	pts	reb	ast	stl	blk	+/-
					of	att	of	att										
31	Rhodie Beran	F	30/43	2-3	1-1	4-4	1	6	7	3	3	9	0	0	0	0	0	5
34	Matthew Nicholson	C	20/45	2-4	0-0	0-2	2	3	5	1	2	4	1	0	2	1	0	0
0	Boo Bule	G	36/14	6-17	2-7	2-3	0	1	1	3	4	16	4	2	0	1	0	-7
11	Chase Audige	G	35/58	3-14	0-5	0-0	2	2	4	2	4	6	2	2	2	1	0	-2
3	Ty Berry	G	35/57	1-10	1-8	2-2	0	3	3	2	5	3	1	0	0	0	-2	
10	Tyus Venhoven	08:22	1-1	0-0	2-2	1	1	2	4	1	4	1	0	1	0	0	-4	
2	Nick Marinelli	16:07	2-4	1-1	2-2	3	1	4	1	1	6	0	0	0	0	0	-1	
13	Brooks Bannister	37:54	4-13	1-4	6-8	3	8	11	3	5	15	1	1	1	0	0	1	
Team		0:0 0 0																
Totals		21-66   8-24   17-21   12   25   37   21   20   65   12   4   8   3   1   -2																

Biggest lead	PSU		NU		Points from Turnovers	PSU	NU	Period by Period Scoring
	1st	2nd	1st	2nd				
Best Scoring Run	8 (11:47)	9 (2:16-15)	26	23	26	28	25	31
Lead Changes	13		8	15			31	67
Times Tied	6		6	5			26	30
Time with Lead	22:30	15:26	Bench	16	25		NU	26

## NITTANY LIONS EARN GRITTY 67-65 OT WIN OVER NORTHWESTERN TO ADVANCE TO BIG TEN TOURNAMENT SEMIFINALS

A gritty team effort led the Penn State men's basketball team to 67-65 overtime victory over second-seeded Northwestern in the Big Ten Tournament Quarterfinals at the United Center. Penn State advances to the Big Ten Tournament Semifinals to face third-seeded #19/17 Indiana.

Neither team led by more than seven in the back-and-forth battle between the Nittany Lions and Wildcats, but it was Penn State that was able down Northwestern in overtime for the second time in nine days. Seth Lundy hit a go-ahead 3-pointer with 46 seconds left in overtime and the Nittany Lions held on for the 67-65 victory.

Lundy led the Nittany Lions with 16 points while adding seven rebounds. Jalen Pickett finished with 15 points, nine rebounds and two assists. Andrew Funk tallied 14 points and seven boards, while freshman Kanye Clary chipped in 11 big points.

### NOTES

- The Nittany Lions advanced to the Big Ten Tournament Semifinals for the first time since 2018 and fifth time in program history.
- Penn State will be playing for its second-ever trip to the Big Ten Tournament Championship (2011).
- Penn State defeated Northwestern in overtime for the second time in nine days.
- The Nittany Lions had four double-figure scorers for the second-consecutive game. This time it was Lundy, Pickett, Funk, and Clary all with double-digit points.
- Penn State's 18 made free throws were its second-most this season. The Nittany Lions entered the bonus with 14:17 left in the second half.

# BOX SCORES & POSTGAME NOTES

## G34: BTT - Penn State 77, No. 19 Indiana 73 March 11, 2023 United Center (Chicago, Ill.)

Penn St. - 65		Record: 29-13																					
NO.	Name	F	FG		3P		FT		Rebounds		Fouls		TP	AS	TO	ST	Blocks						
			Min	EA	MA	EA	MA	OR	DR	OR	DR	FF					PF	BS	SA	BA	+	-	
1	Seth Lundy	F	31:53	5-9	3-5	6-7	1	7	8	5	19	1	2	0	1	2	0	1	0	4			
3	Kebba Njie	F	18:36	1-1	0-0	0-0	1	3	4	2	1	2	0	1	0	1	0	0	0	0			
10	Andrew Funk	G	20:41	3-8	0-5	0-2	0	4	4	1	1	1	0	1	1	1	0	0	0	1			
11	Camren Wynter	G	31:21	5-7	1-2	3-3	0	4	3	1	14	4	2	1	0	0	0	0	0	7			
22	Jalen Pickett	G	38:28	4-13	0-3	0-3	1	5	6	2	3	11	4	2	2	1	0	1	0	1			
24	Michael Herrin	G	09:11	0-3	0-3	0-0	0	0	3	1	0	0	0	0	0	0	0	0	0	0			
9	Kanye Clay	G	11:56	0-5	0-1	0-0	0	0	1	1	0	1	1	0	0	0	0	0	0	1			
2	Myles Dread	F	17:45	3-4	3-4	0-0	0	1	1	2	0	0	2	0	0	0	0	0	0	4			
23	Dallon Johnson	G	02:32	0-0	0-0	0-0	0	0	0	0	0	0	0	0	0	0	0	0	0	2			
12	Evan Mahaffey	G	04:37	1-1	0-0	0-0	1	1	1	2	1	0	1	0	0	0	0	0	0	2			
Team						1		2		3		0		0		0		0		0			
Totals		[22:51]		[7:20]		[14:15]		[4:27]		[31:20]		[14]		[20]		[14]		[85]		[14]		[2]	

Purdue - 67		Record: 29-5																							
NO.	Name	F	FG		3P		FT		Rebounds		Fouls		TP	AS	TO	ST	Blocks								
			Min	EA	MA	EA	MA	OR	DR	OR	DR	FF					PF	BS	SA	BA	+	-			
0	Mason Gillis	F	28:12	4-8	2-6	0-0	4	2	6	3	10	3	3	0	0	1	0	0	1	7					
15	Zach Edey	C	27:44	12-17	0-0	6-7	7	13	11	30	1	0	0	0	0	0	0	0	0	6					
2	Flecher Loyer	G	20:46	1-6	1-4	0	2	2	2	4	1	1	1	1	0	0	0	0	2						
3	Braden Smith	G	32:03	0-8	0-4	2-2	0	4	1	1	2	7	1	2	0	1	1	2	0	1					
5	Brandon Newman	G	31:02	1-6	0-2	2-2	1	6	7	4	1	1	1	0	0	0	0	0	0	2					
25	Ethan Morton	F	15:45	0-3	0-3	0-2	0	1	1	2	0	0	0	0	0	0	0	0	0	0					
1	Caleb Furst	F	11:48	1-5	0-3	0-0	0	0	0	0	2	1	0	0	0	0	0	0	0	0					
14	David Jenkins Jr.	F	20:27	4-7	3-6	0-0	1	1	0	11	2	4	1	1	0	0	0	0	0	11					
4	Trey Kaufman-Renn	F	12:13	1-2	0-0	2-3	1	2	2	4	1	3	1	0	0	0	0	0	0	1					
Team						1		2		4		0		0		0		0		0		0			
Totals		[34:42]		[6:28]		[13:20]		[13]		[25]		[38]		[14]		[20]		[67]		[17]		[5]		[2]	

PSU		PUR		Points from Turnovers		Period by Period Scoring			
Biggest lead	4 (1 <sup>st</sup> 18:36)	17 (2 <sup>nd</sup> 6:18)	10	8	1st	2nd	TOT		
Best Scoring Run	9 (2 <sup>nd</sup> 4:27)	9 (1 <sup>st</sup> 14:28)	Paint	20	32	PSU	27	38	65
Lead Changes	1	Second Chance	10	21	Fast Breaks	4	0		
Times Tied	1	Fast Breaks	4	0	PUR	35	32	67	
Time with Lead	02:20	35:04	Bench	11	17				

## NITTANY LIONS ADVANCE TO BIG TEN TOURNAMENT CHAMPIONSHIP GAME WITH 77-73 VICTORY OVER #19 INDIANA

The Penn State men's basketball team punched its ticket to the 2023 Big Ten Tournament Championship game as the tenth-seeded Nittany Lions took down third-seeded Indiana 77-73 in the semifinals at the United Center in Chicago. Penn State advances to its second Big Ten Tournament Championship game in program history and will take on top-seeded Purdue for the tournament trophy.

Penn State shrugged off a slow start against the Hoosiers and led the game for over 32 minutes. With the score tied at 47 at the 10:23 mark of the second half, 14 points from Jalen Pickett helped the Nittany Lions put together a 25-10 run over the next 7:51 to pull ahead 72-57 with just over two minutes to play. Indiana made it interesting down the stretch, but the Nittany Lions held on to secure their spot in the Big Ten Tournament Championship game for the first time since 2011.

All-American Pickett put together yet another masterful performance, leading Penn State with 28 points, eight rebounds and seven assists. Seth Lundy added 16 points and six boards. Freshman Kebba Njie came up big with a team-best nine rebounds to go along with six points.

### NOTES

- With his first bucket in the first half, Jalen Pickett scored his 1,000th point in a Penn State uniform in just his 65th game as a Nittany Lion.
- Pickett's 28-point performance is the second-highest scoring outing for a Nittany Lion in the Big Ten Tournament. Only Shep Garner's 33 (vs. Purdue, 3/3/18) ranks higher on the list.
- With two triples tonight, Seth Lundy moved into a tie for third place in Penn State history (Titus Ivory, Shep Garner) in 3-pointers made in the Big Ten Tournament with 13.
- Lundy also climbed into the fourth spot in rebounds in a single Big Ten Tournament for a Penn State player. He passed John Hararr (21) and Geary Claxton (22) and currently has 23 in this year's tournament.

## G35: BTT - No. 5 Purdue 67, Penn State 65 March 12, 2023 United Center (Chicago, Ill.)

Penn St. - 65		Record: 29-13																					
NO.	Name	F	FG		3P		FT		Rebounds		Fouls		TP	AS	TO	ST	Blocks						
			Min	EA	MA	EA	MA	OR	DR	OR	DR	FF					PF	BS	SA	BA	+	-	
1	Seth Lundy	F	31:53	5-9	3-5	6-7	1	7	8	5	19	1	2	0	1	2	0	1	0	4			
3	Kebba Njie	F	18:36	1-1	0-0	0-0	1	3	4	2	1	2	0	1	0	1	0	0	0	0			
10	Andrew Funk	G	20:41	3-8	0-5	0-2	0	4	4	1	1	1	0	1	1	1	0	0	0	1			
11	Camren Wynter	G	31:21	5-7	1-2	3-3	0	4	3	1	14	4	2	1	0	0	0	0	0	7			
22	Jalen Pickett	G	38:28	4-13	0-3	0-3	1	5	6	2	3	11	4	2	2	1	0	1	0	1			
24	Michael Herrin	G	09:11	0-3	0-3	0-0	0	0	3	1	0	0	0	0	0	0	0	0	0	0			
9	Kanye Clay	G	11:56	0-5	0-1	0-0	0	0	1	1	0	1	1	0	0	0	0	0	0	1			
2	Myles Dread	F	17:45	3-4	3-4	0-0	0	1	1	2	0	0	2	0	0	0	0	0	0	4			
23	Dallon Johnson	G	02:32	0-0	0-0	0-0	0	0	0	0	0	0	0	0	0	0	0	0	0	2			
12	Evan Mahaffey	G	04:37	1-1	0-0	0-0	1	1	1	2	1	0	1	0	0	0	0	0	0	2			
Team						1		2		3		0		0		0		0		0		0	
Totals		[22:51]		[7:20]		[14:15]		[4:27]		[31:20]		[14]		[20]		[14]		[85]		[14]		[2]	

Purdue - 67		Record: 29-5																							
NO.	Name	F	FG		3P		FT		Rebounds		Fouls		TP	AS	TO	ST	Blocks								
			Min	EA	MA	EA	MA	OR	DR	OR	DR	FF					PF	BS	SA	BA	+	-			
0	Mason Gillis	F	28:12	4-8	2-6	0-0	4	2	6	3	10	3	3	0	0	1	0	0	1	7					
15	Zach Edey	C	27:44	12-17	0-0	6-7	7	13	11	30	1	0	0	0	0	0	0	0	0	6					
2	Flecher Loyer	G	20:46	1-6	1-4	0	2	2	2	4	1	1	1	1	0	0	0	0	2						
3	Braden Smith	G	32:03	0-8	0-4	2-2	0	4	1	1	2	7	1	2	0	1	1	2	0	1					
5	Brandon Newman	G	31:02	1-6	0-2	2-2	1	6	7	4	1	1	1	0	0	0	0	0	0	2					
25	Ethan Morton	F	15:45	0-3	0-3	0-2	0	1	1	2	0	0	0	0	0	0	0	0	0	0					
1	Caleb Furst	F	11:48	1-5	0-3	0-0	0	0	0	0	2	1	0	0	0	0	0	0	0	0					
14	David Jenkins Jr.	F	20:27	4-7	3-6	0-0	1	1	0	11	2	4	1	1	0	0	0	0	0	11					
4	Trey Kaufman-Renn	F	12:13	1-2	0-0	2-3	1	2	2	4	1	3	1	0	0	0	0	0	0	1					
Team						1		2		4		0		0		0		0		0		0			
Totals		[34:42]		[6:28]		[13:20]		[13]		[25]		[38]		[14]		[20]		[67]		[17]		[5]		[2]	

PSU		PUR		Points from Turnovers		Period by Period Scoring			
Biggest lead	4 (1 <sup>st</sup> 18:36)	17 (2 <sup>nd</sup> 6:18)	10	8	1st	2nd	TOT		
Best Scoring Run	9 (2 <sup>nd</sup> 4:27)	9 (1 <sup>st</sup> 14:28)	Paint	20	32	PSU	27	38	65
Lead Changes	1	Second Chance	10	21	Fast Breaks	4	0		
Times Tied	1	Fast Breaks	4	0	PUR	35	32	67	
Time with Lead	02:20	35:04	Bench	11	17				

## VALIANT COMEBACK EFFORT FALLS JUST SHORT AS PENN STATE FALLS TO #5 PURDUE IN BIG TEN CHAMPIONSHIP GAME

The Penn State men's basketball team trimmed a 17-point deficit down to one in the final minute, but came up just short of completing the comeback in a 67-65 loss to top-seeded Purdue in the Big Ten Tournament Championship game at the United Center in Chicago.

The Nittany Lions magical run in the Big Ten Tournament came to a close after taking down Illinois, Northwestern, and No. 19 Indiana on its path to the second title game in program history.

Seth Lundy and Jalen Pickett were both named to the All-Tournament team for their respective performances in Penn State's tourney run.

The Nittany Lions' senior leaders came up big in the championship game, with 19 points and eight rebounds from Seth Lundy pacing the squad, followed by 14 points, four boards, and four assists from Camren Wynter. All-American Jalen Pickett had 11 points, six rebounds, and four boards.

### NOTES

- The Nittany Lions head into the NCAA Tournament having won eight of their last 10 games.
- With two threes this afternoon, Myles Dread moved into a tie for sixth place in school history for 3-pointers in the Big Ten Tournament with 12.
- Jalen Pickett moved into the second spot in the Penn State Big Ten Tournament record books in both career scoring (120 points) and tournament scoring (2023, 66 points). He also moved into second place in tournament rebounding with 31 in this year's tournament.
- With 19 points in the game this afternoon, Seth Lundy moved into fourth place in Penn State history in Big Ten Tournament career scoring with 103 total points.

# 2022-23 SEASON REVIEW

## G36: NCAAT - Penn State 76, No. 17 Texas A&M 59

March 16, 2023 Wells Fargo Arena (Des Moines, Iowa)

Penn St. - 76		Record: 23-13														
NO. Name	Min	FG	3P	FT	Rebounds	Fouls	TP	AS	TO	ST	Blocks	pts	reb	st	blk	+/-
		M/A	M/A	M/A	OR	DR										
11 Seth Lundy	31:11	9-11	2-7	2-3	0	3	3	2	2	0	0	0	0	0	0	22
3 Kebba Njie	17:14	4-4	0-0	0-0	1	2	3	2	2	0	0	2	0	0	0	0
10 Andrew Funk	34:23	9-11	6-10	3-3	0	4	4	1	2	27	1	0	1	0	0	19
11 Camren Wynter	32:41	1-2	0-0	0-0	1	2	3	1	2	3	0	1	0	0	1	22
22 Jalen Pickett	34:00	7-18	1-2	4-5	1	6	7	2	6	19	8	0	0	0	0	17
24 Michael Hiett	03:40	0-0	0-0	0-0	0	1	1	0	0	0	0	0	0	0	0	3
0 Kanyan Clary	07:18	1-3	0-0	0-0	0	1	1	0	0	2	0	1	0	0	0	5
2 Myles Dread	19:30	2-2	2-2	0-0	1	1	2	1	1	6	2	0	0	0	0	8
12 Evan Mahaffey	08:54	1-4	0-0	0-0	0	3	2	1	2	0	0	1	1	1	3	
5 Jameel Brown	02:02	0-0	0-0	0-0	0	0	0	0	0	0	0	0	0	0	0	4
23 Dalton Johnson	02:02	0-1	0-1	0-0	0	0	0	0	0	0	0	0	0	0	0	4
Team					1	4	5	0	0	3						
Totals	27:56	13-22	9-11	8	24	32	11	15	16	74	8	5	1	2	17	

Texas A&M - 59		Record: 25-10														
NO. Name	Min	FG	3P	FT	Rebounds	Fouls	TP	AS	TO	ST	Blocks	pts	reb	st	blk	+/-
		M/A	M/A	M/A	OR	DR										
15 Henry Coleman III	25:58	1-2	0-0	0-0	3	4	7	0	2	1	0	0	0	0	0	-11
34 Julius Marble	19:25	4-7	0-0	0-0	1	0	1	2	3	8	0	3	0	0	1	6
9 Dexter Dennis	38:45	6-14	4-9	3-3	5	3	8	1	2	19	1	11	0	1	0	-17
4 Wade Taylor IV	29:54	2-15	1-10	5-5	1	2	4	4	10	1	2	1	0	0	0	0
23 Tyrice Radford	38:09	5-15	3-11	1-2	0	1	1	3	14	3	0	3	0	0	0	-15
11 Anderson Garcia	20:46	1-2	1-2	0-0	4	5	9	0	3	1	0	1	0	0	0	-5
20 Andre Gordon	08:17	0-1	0-0	0-0	1	1	1	0	0	1	0	0	0	0	0	-10
2 Hayden Hedder	06:32	1-1	1-1	0-0	1	1	2	0	1	1	1	1	1	0	0	-8
13 Solomon Washington	08:34	0-1	0-0	0-0	1	0	1	0	0	0	0	0	0	0	0	-8
35 Manny Obasckii	04:30	0-1	0-0	0-2	0	0	1	1	0	0	0	0	0	0	0	-5
Team					2	2	4	0	0	0						
Totals	20:59	10-34	9-12	17	19	38	15	29	3	10	3	2	1	0	0	

Biggest lead	PST		A&M		Points from Turnovers	PST A&M	Period by Period Scoring		
	2nd	4th	1st	2nd			TOT		
Best Scoring Run	9 (1st 5:14)	5 (1st 16:33)	6	10	10	10	38	38	76
Lead Changes	6	6	3	6	9				
Times Tied	1	1	1	1	2				
Time with Lead	33:30	05:24	10	6	16				

### NITTANY LIONS DANCE PAST TEXAS A&M, ADVANCE TO ROUND OF 32

The Penn State men's basketball team shot nearly 60 percent from 3-point range and turned in a strong defensive effort to take down No. 17 Texas A&M in the first round of the NCAA Tournament in Wells Fargo Arena by a final score of 76-59.

The Nittany Lions advance to take on fifth-ranked and No. 2 seed Texas Saturday for a chance to advance to the Sweet 16.

The Nittany Lions earned their first win in the NCAA Tournament since 2001 thanks to a historic shooting performance from senior Andrew Funk. Funk drained eight triples in the game, shattering the Penn State program record in the NCAA tournament, leading the team to a 13-for-22 effort (59.1%) from downtown as a group. Funk finished with 27 points in the game, the most by a Nittany Lion in an NCAA tournament game.

Jalen Pickett finished with 19 points, seven rebounds, and eight assists in his first NCAA Tournament action. The All-American had zero turnovers and played all 40 minutes. Senior Seth Lundy followed with 10 points.

#### NOTES

- With a 3-pointer from Funk at the 15:10 mark in the first half, it marked Penn State's 366th 3-pointer this season, breaking the Big Ten record, set previously by Purdue in 2018-19 (365). The Nittany Lions finished the game with 13 threes, to bring its school and Big Ten record number up to 377.
- Penn State's 13 three-pointers marked the 21st time the Nittany Lions have made double-digit threes this season.
- The 13 makes from downtown are the most in school history for an NCAA Tournament game, besting the previous mark of eight in 2011 against Temple.
- Funk paced Penn State with a Penn State NCAA Tournament record 27 points.
- Penn State's 17-point win is its largest margin of victory in an NCAA Tournament game, besting the previous high of 12 against Toledo in 1954 (62-50).

## G37: NCAAT - No. 5 Texas 71, Penn State 66

March 18, 2023 Wells Fargo Arena (Des Moines, Iowa)

Penn St. - 66		Record: 23-14														
NO. Name	Min	FG	3P	FT	Rebounds	Fouls	TP	AS	TO	ST	Blocks	pts	reb	st	blk	+/-
		M/A	M/A	M/A	OR	DR										
11 Seth Lundy	33:34	4-8	2-6	1-1	1	6	7	4	3	11	0	2	0	0	0	7
13 Kebba Njie	12:00	0-1	0-0	0-0	0	0	0	0	0	0	0	0	0	0	0	-5
10 Andrew Funk	36:48	5-14	2-10	0-0	2	2	4	1	0	12	3	0	0	0	0	6
11 Camren Wynter	33:49	5-9	0-2	6-6	0	4	4	1	3	16	1	0	0	0	0	6
22 Jalen Pickett	37:16	5-13	0-1	1-3	4	6	10	4	6	11	1	7	1	1	1	6
2. Myles Dread	25:03	4-9	4-7	0-0	0	1	1	1	1	12	0	0	0	0	0	6
24 Michael Hiett	03:25	0-2	0-1	0-0	0	0	0	0	0	0	0	0	0	0	0	0
0 Kanyan Clary	07:48	1-2	0-0	0-0	0	0	1	0	2	1	0	0	0	0	0	1
12 Evan Mahaffey	10:17	1-2	0-1	0-0	2	2	4	0	2	0	0	0	0	0	0	0
Team					0	3	3									
Totals	25:60	9-28	9-11	9	24	33	12	13	22	66	3	3	1	2	5	

Texas - 71		Record: 28-8														
NO. Name	Min	FG	3P	FT	Rebounds	Fouls	TP	AS	TO	ST	Blocks	pts	reb	st	blk	+/-
		M/A	M/A	M/A	OR	DR										
0 Timmy Allen	34:10	4-9	0-0	1-2	10	12	3	3	2	0	0	1	1	0	0	0
1 Dylon Dsou	31:00	14-20	0-1	0-0	4	6	10	1	1	28	1	20	2	0	0	2
23 Dillon Mitchell	09:25	1-1	0-0	0-0	1	1	0	0	0	2	0	0	0	0	0	0
4 Tyrice Hunter	34:45	3-5	0-2	0-0	0	7	7	2	0	6	2	0	0	0	0	5
5 Marcus Carr	38:39	4-11	0-3	2-3	3	3	4	0	3	1	0	3	1	1	0	0
10 Sir'abari Rice	27:33	4-11	1-6	4-4	1	1	2	3	3	3	1	1	0	0	0	0
30 Brock Cunningham	06:52	0-1	0-1	0-0	1	1	0	0	0	0	0	0	0	0	0	0
32 Christian Bishop	09:00	1-3	0-0	1-2	1	0	1	1	1	3	1	0	0	0	0	3
2 Antonio Morris	06:36	0-0	0-0	0-0	0	0	0	0	0	0	0	0	0	0	0	0
Team					0	0	0	0	0							
Totals	31:01	11-33	9-11	9	29	37	13	21	10	15	4	2	1	5		

Biggest lead	PST		TEX		Points from Turnovers	PST TEX	Period by Period Scoring		
	2nd	4th	1st	2nd			TOT		
Best Scoring Run	10 (2nd 4:48)	11 (2nd 17:32)	6	8	14	24	40	40	80
Lead Changes	6	6	3	6	9				
Times Tied	3	3	1	1	2				
Time with Lead	02:05	38:08	16	16	32				

### NITTANY LIONS FIGHT TO THE FINISH AS HISTORIC SEASON COMES TO A CLOSE IN NCAA TOURNAMENT SECOND ROUND

The tenth-seeded Penn State men's basketball team fought back from a double-digit deficit to take a three-point lead with 4:48 remaining, but second-seeded Texas closed the game on a 16-8 run as the Nittany Lions fell, 71-66, in the NCAA Tournament Round of 32.

The Nittany Lions' historic season comes to a close at 23-14, just the 12th 20-win season in the 127-year history of Penn State men's basketball. The Nittany Lions won their first NCAA Tournament game since 2001 and made their first NCAA Tournament appearance since 2011 to highlight what will go down as one of the best seasons in program history.

Five Penn State players finished in double figures, led by Camren Wynter's 16 points. Jalen Pickett finished with 11 points and 10 rebounds, marking his seventh double-double of the season. Myles Dread scored 12 points on 4-of-7 from three-point range. Andrew Funk chipped in 12 points, while Seth Lundy finished with 11 points and seven rebounds.

#### NOTES

- Pickett made five field goals on the night, bringing his season total up to a school record-tying 260.
- Pickett finished the game with 11 points and 10 rebounds, marking his seventh double-double of the season.
- Pickett's 10 rebounds are tied for fifth in program history for an NCAA Tournament game.
- Seven of Penn State's 22 all-time tournament games have resulted in a five-point margin or less.
- The matchup against Texas was Penn State's first ever game against a Big 12 team in the NCAA Tournament.