



INTRODUCING TYP

**TYP**

**THE  
ELEMENTAL  
DESIGN  
BRAND.**



TOMORROW  
IS  
NOW.



FABRIZIO RASCHETTI  
AGOSTO, 2018



# TYP

TYP IS A  
PUBLISHER OF  
FURNITURE,  
OBJECTS AND  
EDITIONS.





TYP OFFERS FURNITURE,  
OBJECTS, ACCESSOIRES AND  
GRAPHIC EDITIONS FOR  
CAFÉS, HOTELS, RESTAU-  
RANTS AND ALL OTHER PUBLIC  
SPACES – AND OF COURSE  
FOR UNIQUE PRIVATE HOMES.

PRODUCED IN PERFECT  
QUALITY, WE VARY MATERIALS,  
COLOURS AND PROPORTIONS  
TO CREATE AN IDEAL, LONG  
LASTING EVERY DAY USE.

TYP D1+ BY ERICH DIECKMANN  
OAK, NATURAL



TYP RED

TYP

P. 12	ERICH DIECKMANN COLLECTION	TYP D1 / D1+ / D2
P. 28	PEL BY JASPER MORRISON	TYP P1
P. 40	TUBE BY KLEMENS SCHILLINGER	TYP S1 / ST1
P. 52	BACONE BY CINI BOERI	TYP B1
P. 60	EDITIONS BY MIKE MEIRÉ	TYP M1 - M7
P. 72	JOSEF ALBERS COLLECTION	TYP A1 - A3



A SENSATIONAL  
LAUNCH COLLECTION:

ERICH  
DIECKMANN

BAUHAUS  
CHAIRS

TYP



13

TYP D1+ BY ERICH DIECKMANN  
ASH, BLACK  
WOODEN SEAT



## THE DIECKMANN COLLECTION

Originally designed by Bauhaus legend Erich Dieckmann in the 1920's, known for his geometric, rectangular frame designs, TYP reinvents a typology of chairs that currently doesn't exist in the furniture market.

The Dieckmann chairs are crafted from the finest wood with different seats: wickerwork, leather or textile upholstery and wood.

Timeless modernity at it's best. TYP's Dieckmann collection includes three unique styles upon launch, also available for outdoor use.





TYP D1 BY ERICH DIECKMANN  
ASH, NATURAL,  
WICKERWORK SEAT

# D1

TYP



TYP D1 BY ERICH DIECKMANN  
ASH, GREY,  
WICKERWORK SEAT

17



TYP

TYP D1+ BY ERICH DIECKMANN  
ASH, BLACK,  
UPHOLSTERED SEAT



TYP D1+ BY ERICH DIECKMANN  
OAK, NATURAL,  
WOODEN SEAT

# D1+





TYP D1+ BY ERICH DIECKMANN  
ASH, BLACK,  
WICKERWORK SEAT

# D1+

TYP



TYP D1+ BY ERICH DIECKMANN  
ASH, BLACK,  
LEATHER UPHOLSTERED SEAT

21



TYP

TYP D2 BY ERICH DIECKMANN  
ASH, BLACK,  
WOODEN SEAT



TYP D2 BY ERICH DIECKMANN  
ASH, GREEN,  
WOODEN SEAT

D2

23





TYP D2 BY ERICH DIECKMANN  
ASH, GRAY,  
WOODEN SEAT

# D2

TYP



TYP D2 BY ERICH DIECKMANN  
ASH, NATURAL,  
WOODEN SEAT

25






THE MASTERPIECE  
REDESIGNED

PEL  
BY  
JASPER  
MORRISON

TYP



TYP P1 PEL BY JASPER MORRISON  
BLACK STEEL FRAME, TEXTILE SEAT



## PEL BY JASPER MORRISON

Redesigned exclusively for TYP, Jasper Morrison brings back the iconic steel chair that was created by Practical Equipment Ltd (PEL) in the 1930's and became a staple across the world for its diversity and practicality.

With its double-impregnated natural canvas, it can be used both indoors and outdoors and staples in up to eight, which offers a uncompromising flexibility.



TYP P1 PEL BY JASPER MORRISON  
GREEN STEEL FRAME, TEXTILE SEAT

P1

TYP



TYP P1 PEL BY JASPER MORRISON  
RED STEEL FRAME, TEXTILE SEAT

33





TYP P1 PEL BY JASPER MORRISON  
BLACK STEEL FRAME, TEXTILE SEAT

TYP



TYP P1 PEL BY JASPER MORRISON  
GREY STEEL FRAME, TEXTILE SEAT

P1

35



TYP P1 PEL BY JASPER MORRISON  
GREEN STEEL FRAME, TEXTILE SEAT

# P1

TYP



TYP P1 PEL BY JASPER MORRISON  
GREY STEEL FRAME, TEXTILE SEAT

37





A NEW ARCHITYPE

TUBE  
BY  
KLEMENS  
SCHILLINGER

TYP



TYP S1 TUBE BY KLEMENS SCHILLINGER  
BLACK ALUMINIUM

## TUBE BY KLEMENS SCHILLINGER

The Tube Chair is characterized for its simple yet clever tubular construction. Originally inspired by the typical aluminium chairs you see on the street or outdoor cafes, its design is being revitalized by rising contemporary Austrian designer, Klemens Schillinger.

The Tube Chair is made out of the highest grade aluminium and designed for both indoor and outdoor use. It is characterized by its unique connectors often seen on public transportation around the world. It staples in up to four.



TYP S1 TUBE BY KLEMENS SCHILLINGER  
ANODISED ALUMINIUM



TYP S1 TUBE BY KLEMENS SCHILLINGER  
ANODISED ALUMINIUM  
WITH ST1 TABLE

# S1

TYP



TYP S1 TUBE BY KLEMENS SCHILLINGER  
BLUE LACQUERED ALUMINIUM

45





TYP

TYP S1 TUBE BY KLEMENS SCHILLINGER  
ANODISED ALUMINIUM  
WITH WOODEN SEAT



TYP S1 TUBE BY KLEMENS SCHILLINGER  
BLACK MATT ALUMINIUM

S1



TYP S1 TUBE BY KLEMENS SCHILLINGER

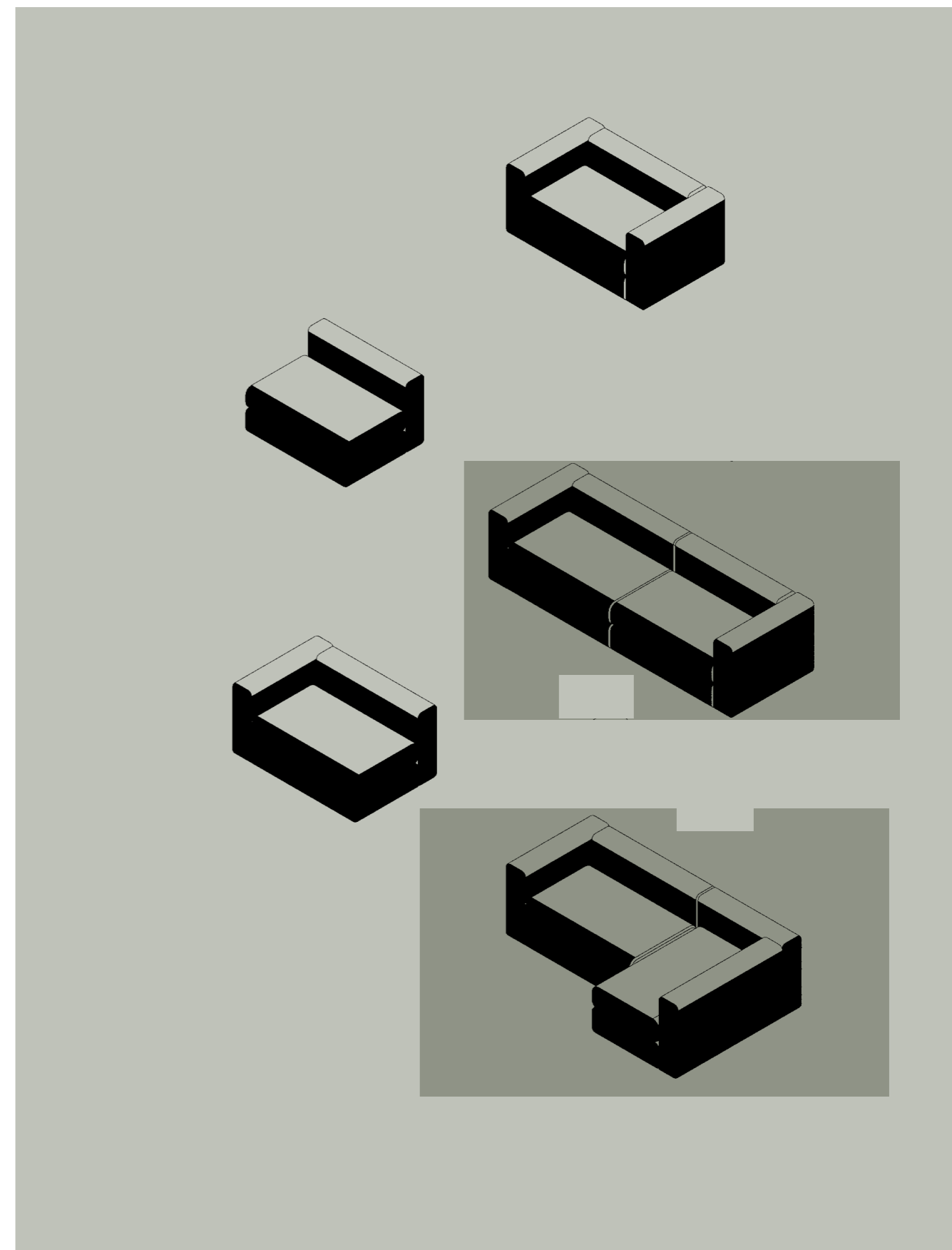
# S1





A SOFA WITH  
GENEROUS SQUARED  
PROPORTIONS

# BACONE BY CINI BOERI





TYP B1 BACONE BY CINI BOERI

# B1

TYP

## BACONE BY CINI BOERI


Cini Boeri has been shaping the world of architecture and design for four decades. She is responsible for some of the most remarkable designs in Italy's creative history. Simple geometry is her trademark which is reflected through her first installment with TYP: the iconic Baccone sofa.

The design for TYP was revised by Cini Boeri herself in 2019, before her passing.



TYP B1 BACONE BY CINI BOERI

# B1





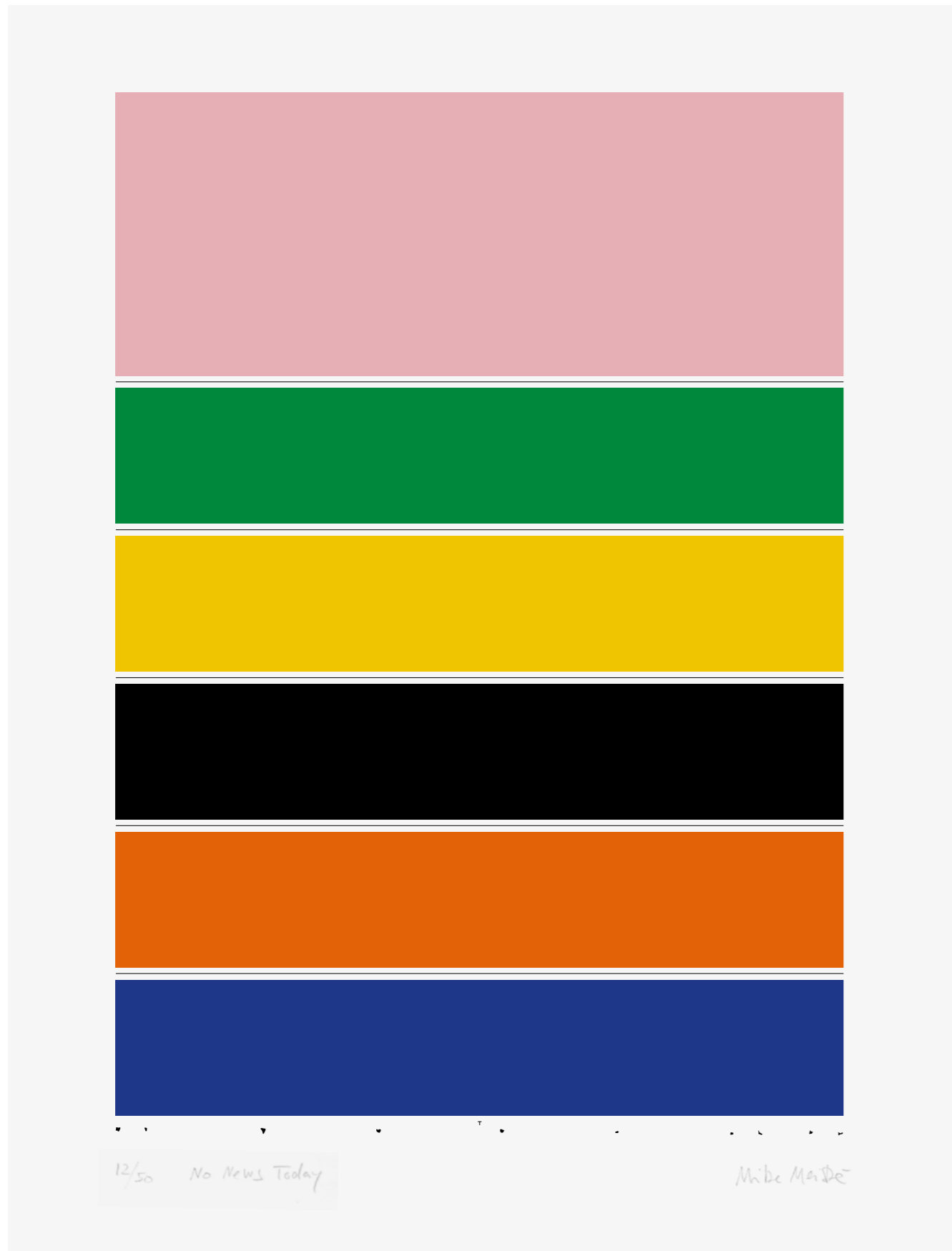
THE GEOMETRY OF  
EVERYDAY LIFE

EDITIONS  
BY  
MIKE MEIRÉ




# NO NEWS TODAY

For its first graphic art collection, TYP tapped Mike Meiré, the art director behind various prestigious international magazines such as 032c, Cahier des Arts and Garage magazine. Meiré merges his layout grids from the Neue Zürcher Zeitung with Bauhaus influences in highly pigmented silkscreen prints.




# M1

TYP M1 NO NEWS TODAY BY MIKE MEIRÉ  
SILKSCREEN PRINT ON PAPER  
70 x 100 CM



TYP M2 NO NEWS TODAY BY MIKE MEIRÉ  
SILKSCREEN PRINT ON PAPER  
70 x 100 CM


TYP



TYP M3 NO NEWS TODAY BY MIKE MEIRÉ  
SILKSCREEN PRINT ON PAPER  
50 x 70 CM

65


# M3



# M4

TYP

TYP M4 NO NEWS TODAY BY MIKE MEIRÉ  
SILKSCREEN PRINT ON PAPER  
50 x 70 CM




# M5

67

TYP M5 NO NEWS TODAY BY MIKE MEIRÉ  
SILKSCREEN PRINT ON PAPER  
50 x 70 CM






# M6

TYP

TYP M6 NO NEWS TODAY BY MIKE MEIRÉ  
SILKSCREEN PRINT ON PAPER  
50 x 70 CM



# M7

69

TYP M7 NO NEWS TODAY BY MIKE MEIRÉ  
SILKSCREEN PRINT ON PAPER  
50 x 70 CM



TYP & THE ALBERS  
FOUNDATION

THE JOSEF  
ALBERS  
COLLECTION  
BY TYP



TYP A1 LOUNGE CHAIR BY JOSEF ALBERS



TYP A1 LOUNGE CHAIR BY JOSEF ALBERS

# A1

## JOSEF ALBERS BY TYP

TYP exclusively releases 3 designs in collaboration with the prestigious Josef and Anni Albers Foundation: the iconic Lounge Chair from 1928, as well as the Daybed and the Pouf, originally designed in 1930 by Josef Albers.

Josef is one of the most renowned visual artists of the twentieth century and celebrated for his iconic Homage to the Square series seen in museums, galleries and prominent homes around the world. He is regarded as one of the most influential members of the Bauhaus movement.





TYP A1 LOUNGE CHAIR BY JOSEF ALBERS

# A1

TYP



TYP A2 POUF BY JOSEF ALBERS

# A2


77



TYP A3 DAYBED BY JOSEF ALBERS

# A3









FABRIZIO RASCHETTI  
LUGLIO, 2018

TYP

FOR SALES /  
ANY INQUIRIES:  
MAIL@TYP.LAND

SHOP:  
TYP.LAND

TYP  
DISTRIBUTION UND DESIGN GMBH  
SCHLÖSSELGASSE 11/1/26  
A-1080 WIEN  
T +43 676 9703188

BERLIN OFFICE:  
POTSDAMER STRASSE 97  
D-10875 BERLIN  
+ 49 160 96888875

MAIL@TYP.LAND WWW.TYP.LAND

GESCHÄFTSFÜHRENDE  
GESELLSCHAFTER:  
HELEN THONET, FLORIAN LAMBL

# TYP



**TYP**