

PROFIDATA



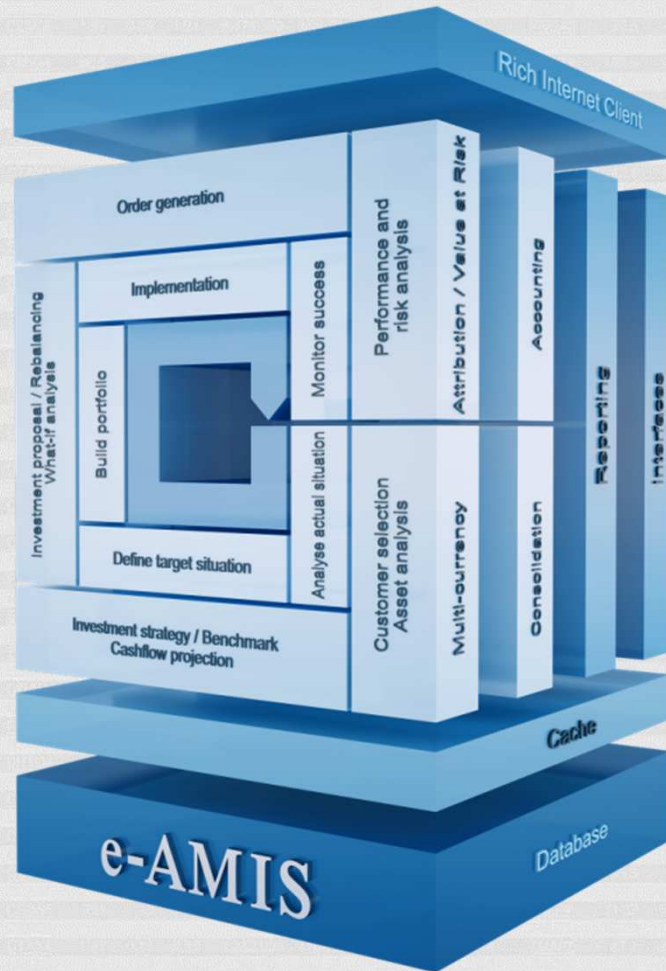
e-AMIS *Mobile* – Eclipse Scout Workshop 2014

Daniel Hümbeli, Profidata AG
Ludwigsburg, 27. October 2014

Profidata

- Profidata Group is a Swiss provider of investment and wealth management software (group headquarter located in Urdorf). Over 70 clients in Europe use the software products of Profidata that was founded in 1985.
- Products:
 - **e-AMIS** is a Portfolio Management solution designed for banks and asset managers, supporting the entire investment process in straight-through processing.
 - **XENTIS** is an integrated and modular investment management system. XENTIS is used by fund managers, investment management companies, banks / custodians, asset managers, insurance companies / pension funds, and administrators.


e-AMIS Wealth Management System



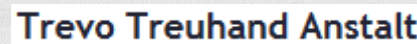
- Portfolio analysis
- Performance measurement and attribution
- Risk management
- Order workflow
- Pre- and post-trade investment compliance
- Generation of benchmark- and model portfolios
- Extensive standard- and individual reporting
- Accounting
- Straight-Through-Processing: Analysis, Modelling, Decision-Support, Order, Accounting
- Customer Relationship Management

Customers of e-AMIS

– Switzerland



– Liechtenstein



– Germany



– Austria



– Luxembourg



e-AMIS: GUI and reporting

100200 Muster Andrea - e-AMIS Analysis of holdings

Application Edit View Reporting Processings Extras Help

Client / Portfolio: 100200 Muster Andrea / 01 Ordinario andrea.muster@profidatagroup.com Strategy: Muster Bank/Swiss Franc/Private Clients /Balanced Assets as of 11.10.2013: 2'267'959.55 CHF

Investment category group / Country group (%)	CH	EU	US	PA	Total %
Liquidity/MM investments	15.52	0.00	0.56	0.00	16.08
Bonds and similar products	29.29	15.00	0.25	0.00	44.54

Total Portfolio

Bonds 44.549 %
LIQMM 16.083 %
Shares 39.368 %

Detailed positions as of 31.12.2012

Ccy	Number / Mo	Balance
EUR	81.6	351.4
CHF	497.3	497.3
USD	13.6	13.6
JPY	54.6	54.6
CHF	42.7	42.7

General summary of asset structure as of 31.12.2012

Recapitalisation i

Performance 01.01.2012 - 31.12.2012

Performance current period

Balance sheet	Value in EUR
Value per 01.01.2012	4,513,371.86
Value per 31.12.2012	5,012,892.79
Change in value	499,520.93

Impayments
Outpayments
Receptions
Deliveries
Balance of inflows/outflows

Profit/Net performance detail
Performance (TWR) 11.07%
Benchmark: Asset Allocation Benchmark* 8.64%

Previous years

Year	Ccy	Safekeeping account value	Cash flow	Profit	TWR
2002	EUR	2,459,839.97	-439,880.08	-15.16%	
2003	EUR	2,882,204.79	422,454.79	17.11%	
2004	EUR	2,919,822.96	37,528.08	1.30%	
2005	EUR	3,302,969.32	383,148.42	13.12%	
2006	EUR	3,518,844.00	215,874.66	6.54%	
2007	EUR	3,000,649.15	87,804.87	2.50%	
2008	EUR	2,536,893.84	-771,750.48	-21.00%	
2009	EUR	3,854,961.33	-9,893.12	1,020,810.81	39.33%
2010	EUR	4,561,744.04	122,126.53	584,626.18	14.93%
2011	EUR	4,513,371.86	-48,376.72	-1.06%	
2012	EUR	5,012,892.79	499,520.93	11.07%	
Total since 01.01.2002			112,443.41	1,986,239.14	68.52%
Average performance p.a since 01.01.2002					4.86%

Performance current period in % (TWR)

Past performance in % (TWR)

Price s...	Ccy MP start.	Ccy rate start.	Start price in CHF	Market p...	Cc
1.0000	CHF	1.000000	1.0000	1.0000	
1.0000	EUR	1.207350	1.2074	1.0000	
1.0000	USD	0.914950	0.9150	1.0000	
1.0000	USD	0.914950	0.9150	1.0000	
1.0000	CHF	1.000000	1.0000	1.0000	
6.6000	CHF	1.000000	366.6000	352.5000	CHF
17.5000	CHF	1.000000	387.5000	392.0000	CHF
17.4500	CHF	1.000000	57.4500	66.6000	CHF
14.0159	CHF	1.000000	184.0159	231.9006	CHF
12.2600	CHF	1.000000	22.2600	27.6300	CHF
78.7500	CHF	1.000000	78.7500	98.9500	CHF
11.4000	CHF	1.000000	101.4000	110.1000	CHF
104.6700 %		1.000000	104.6700	101.6500 %	

11.10.2013 11:23

PG - CA-7521-16-49 - 100500 - Evaluation in EUR
Investor type: Balanced

Performance - Page 9 of 73

Motivation for Web/Mobile frontend

- Customers have asked for an easy deployable frontend since a long time.
 - Our customers would like to provide on-line access to their customers assets data.
 - Today end-users also want to use mobile devices (mobile phones, tablets).
 - We are looking for the next generation of GUI technology for a long term replacement of our still state-of-the art e-AMIS client.
- Since the e-AMIS development team does not have the capacity for developing a Web frontend as well as Apps for all common platforms, we would like to use Web technology to serve all devices.

Why



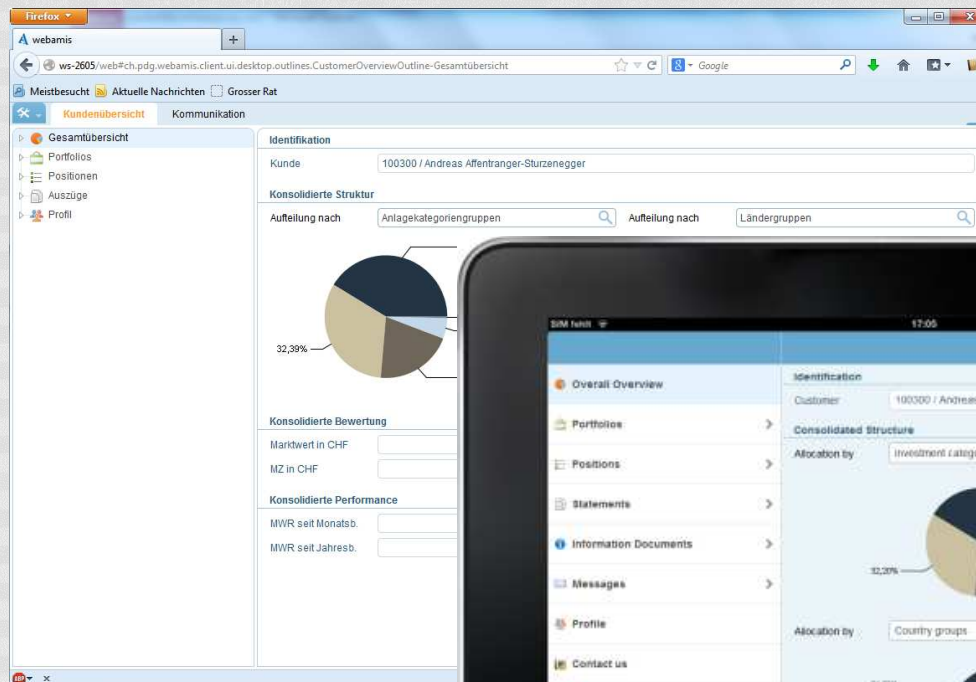
- Eclipse Scout provides up-to-date Web GUI technology, capable of being transformed for mobile and tablet displays.
- Eclipse Scout is Open Source: A broader community is driving the continuous development of this framework.
- Extensible for special needs: Since open source, code can easily be analysed and extended for features not supported yet.
- Fast development cycles, since framework provides
 - base services (such as client/server communication or base services).
 - GUI containers and lay-outing models
- Application does not need to be re-written for new GUI technologies, since Scout will potentially adapt them (e.g. JavaFX).

Prototype application: e-AMIS *Mobile*

PROFIDATA

- Focuses on end-users (customers of our customers), accessing their assets data and reports on-line.

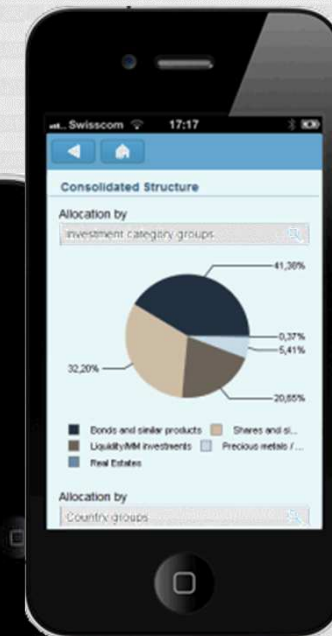
Web



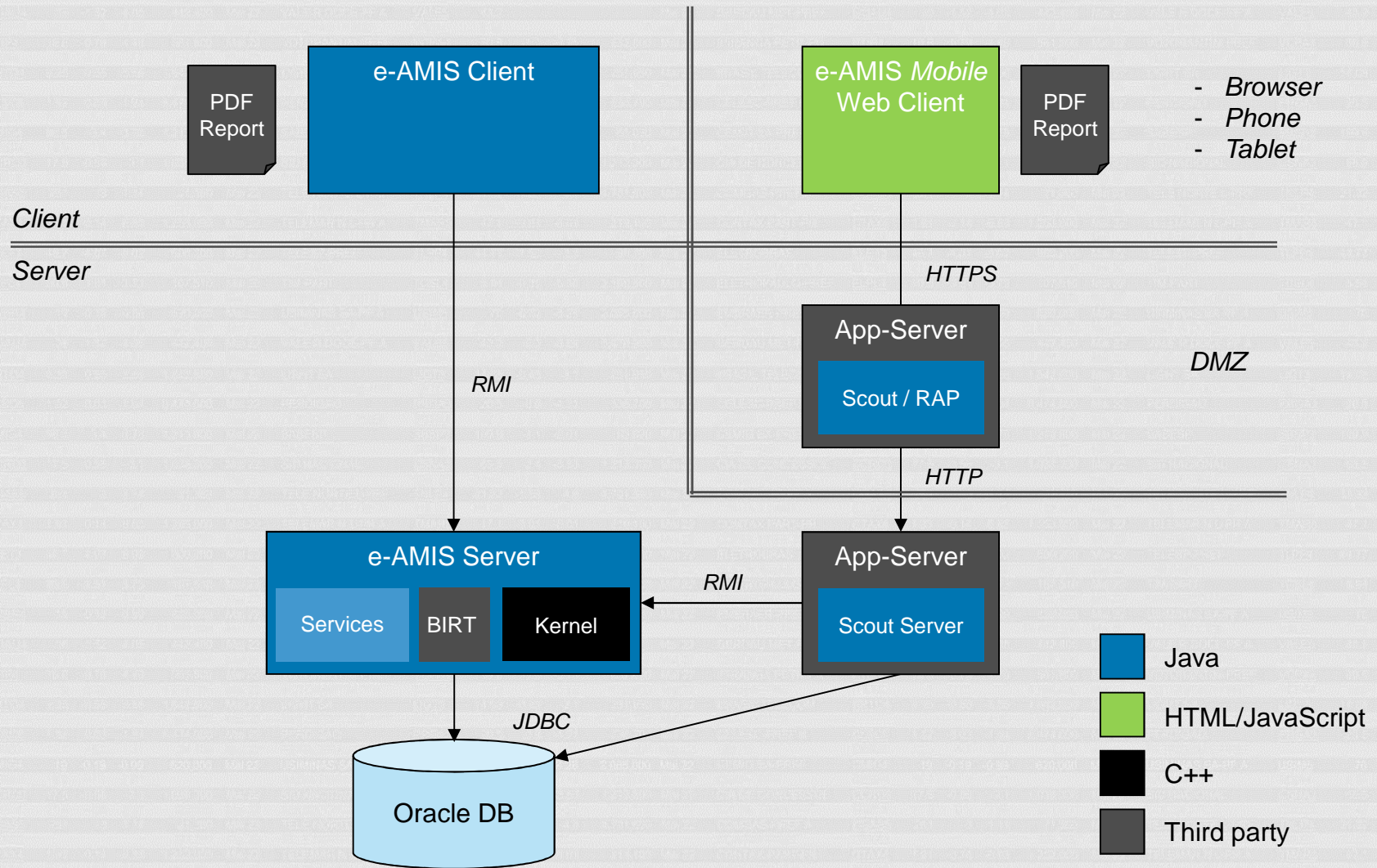
Tablet



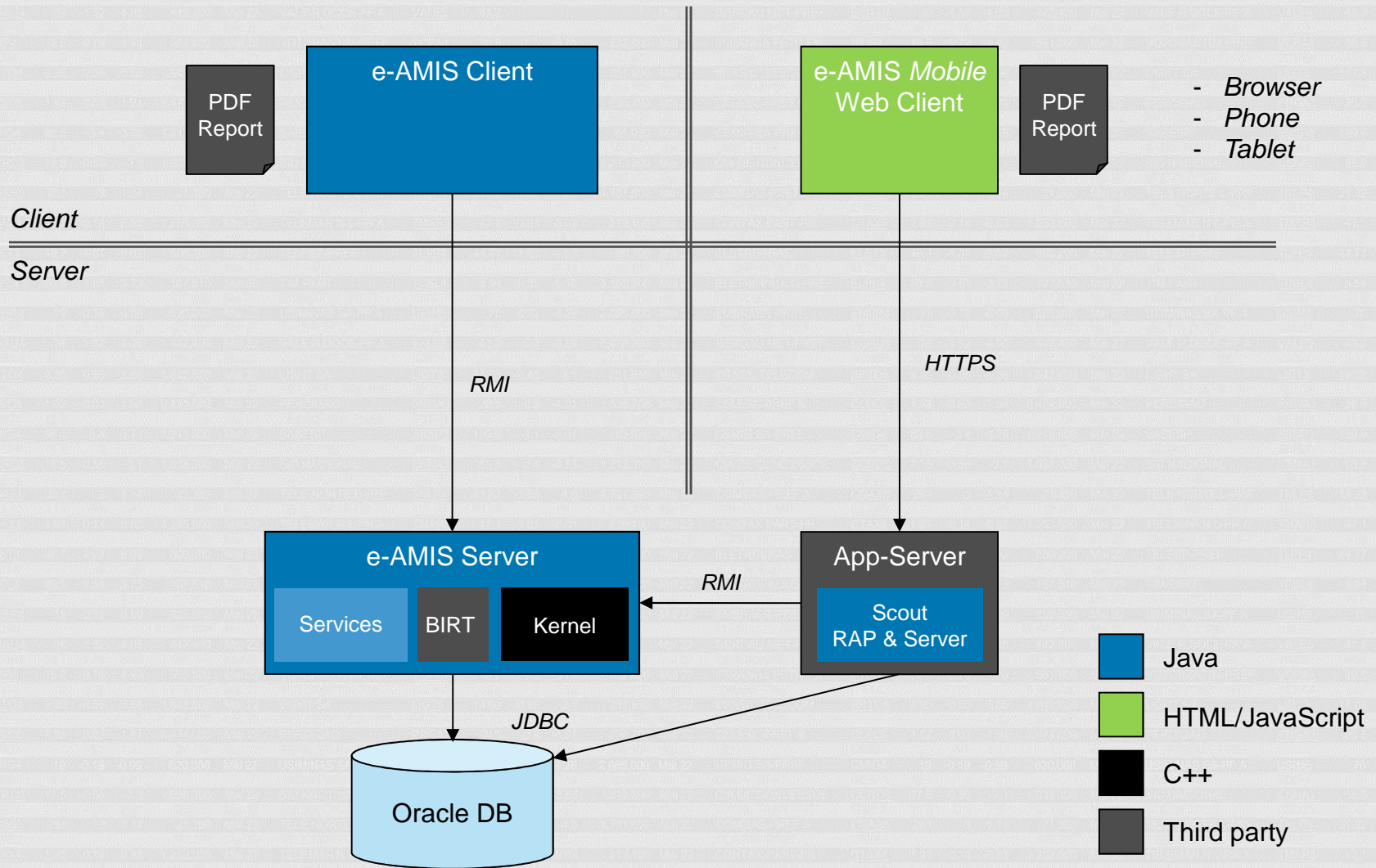
Mobile



e-AMIS Mobile Architecture



e-AMIS Mobile Architecture



PROFIDATA

DEMO

Experiences (from last years project)

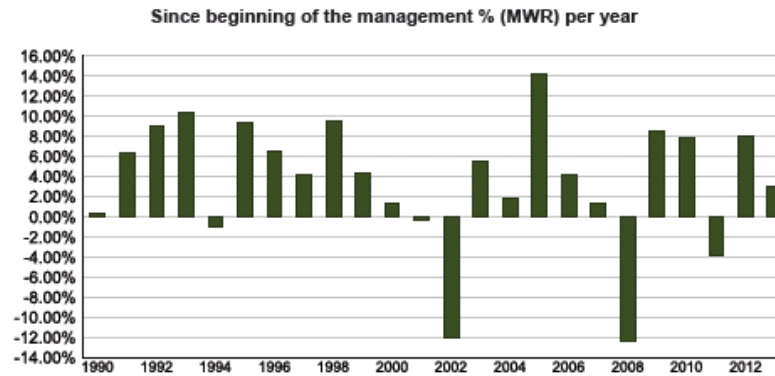
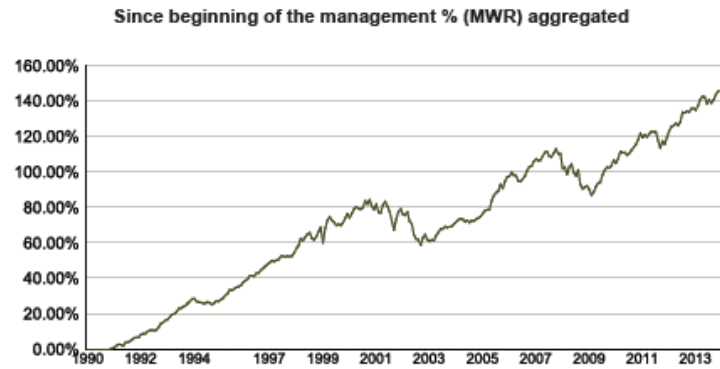
- Prototype application was developed within two months without prior Scout knowledge.
 - Application is approx. 70% complete for productive roll-out (containing current functionality).
 - Steep learning curve for experienced Java developers
- Scout framework has proved to be mature:
 - Framework is stable.
 - Initial GUI creation without much programming.
 - We ran into few issues; most of them we could resolve ourselves by implementing workarounds.
- Scout mobile support is new (Scout 3.9):
 - Automatic conversion works surprisingly well.
 - Few mobile/tablet case distinctions were required.
 - Improvements expected regarding customisation.

Project Plan

2013	<ul style="list-style-type: none"> • Development of prototype application (based on Scout 3.9) • Presentation at e-AMIS user conference
Q4 2014	<ul style="list-style-type: none"> • Small pilot installation with one of our customers • Achieve production readiness <ul style="list-style-type: none"> • Custom login screen • Improve configurability • Setup procedure
Q1 2015	<ul style="list-style-type: none"> • Upgrade to Scout 4.0 • Compatibility with new e-AMIS release • Token based authentication
Q2 2015	<ul style="list-style-type: none"> • Integration with e-AMIS CRM module • Extend functionality for mobile advisors <ul style="list-style-type: none"> • Customer selection • Extended reporting options • Risk profiling and investment proposal • ???

Historical Performance

The performance is calculated by Raiffeisen Vermögensverwaltungsbank AG based on the last known market price or foreign exchange rate or informations available via securities information systems. Past performance results do not permit any reliable inferences as to the future performance of a portfolio.



THANK YOU