

FORSAFLEX™

2022 Industrial
Hose & Fittings Catalog

TABLE OF CONTENTS

Hose	Series	Page	Couplings	Series	Page
1 Air & Multipurpose			16 Accessories		
Black General Purpose Air-Water	AH11	6	Whip Checks/Whipsock	WHIP	105
EPDM General Purpose - 300	AH10	7	Nylon Whip Checks	HH	106
Multipurpose Oil Resistance NC 300	AH20	8	Safety Blow Guns	BG	107
Multipurpose - ORNC	AH30	9	In Line Lubricators	PL	107
Jackhammer	AH15	10	Hose Handle Clamps	HC	108
Arctic PVC Air Hose	AH32	11	Hosebun	HB	108
Breathing Air	AB9603	12	Hose Protector	--	109
Breathing Air	BA10	12	Dry Stabilizer Gauges	PGDS	110
Push Lock 300 PSI	PL10	13	Liquid Gauges	PGL	111-112
Recoil Hose Assemblies	AH55	13	Digital Gauges	PG-Digital	113
Steel Air Hose	AH60	14	Nylon Sleeve/ Velcro Nylon Sleeve	NS/NSV	114
Steel Air Hose - High Temp	AH61	14	Plastic Wrap Medium and Heavy	PWM/PWH	115
Extra Service 400 Air	AH65	15	Tube Clamp Single Twin and Heavy	TCS/TCT	116-117
Contractors 300 Air	AH67	16	Caliper	Caliper	118
			ID Tag	ID101	118
			Cable Tie/Cable Tie Gun	Cable-tie	118
			Hose Rack With Wheels	HR-20A	119
2 Auto Truck & Marine			17 Air Fittings		
EPDM Heater - Standard	AT10	17	Universal/Chicago	U	120
Silicone Heater Hose	AT16	17	Dix-Lock	QM	121
Unicoil - AT10/AT16	Unicoil	18	Thor	PHL	121
Silicone Coolant Hose	AT29	19	Ground Joints - Mine Stems	GJ/MH	122
Air Brake Hose	AB10	20	Ground Joints - Clamps	B/BU	123
Fuel Line	AT50	20			
Air Brake Tubing - D.O.T	1485	21			
Marine Exhaust Hardwall	MXH	22			
Marine Exhaust Softwall	MXS	23			
Marine Fuel Fill - Hardwall	MFH	24			
			18 Bauer Style		
			Bauer - Type B	BL	124-126
			Bauer - Type A	BL-A	127
3 Chemical			19 Brass Fittings		
UHMW Chemical Hose	CH12	25	Brass Fittings Pictorial Index	--	128
PTFE - Chemical	CH22	26	Brass Fittings	D100	129-133
Weed Spray	CH30	26	Brass Garden Hose Fittings	BC	134
Teflon/Stainless Steel	TBR/TBX	27	Push Lok Brass Fittings	PL	135-136
			PC D.O.T Air Brake Fittings - Tubing	PC	137-138
			D.O.T. Air Brake Coupling - Hose		139-140
4 Composite Hose & Fittings			20 Bush Hogs		
Chemical Hose (PG)	CP25	28	Bush Hogs	--	141
PTFE Hose (SS)	CP45	28			
Petroleum Hose (GG)	CP30	29			
Fuel Hose (GA)	CP35	29			
Water Hose	CP60	30			
Ferrules/Gaskets/Inserts	CPF/CPT	31-32			

TABLE OF CONTENTS

Hose	Series	Page	Couplings	Series	Page
5 DEF - Hose & Fittings			21 Camlocks		
DEF Delivery Hose	DF10	33	Camlocks (AL-SS-BR-PP)	A,B,C	142-145
DEF Suction Hose	DF20	33	Ring Lok	RL	146
DEF - Fittings	DEF	34	GY - Instalock	GY	147
6 Ducting & Vacuum			Camlock Adapters	AL-SS	148-149
TPR-W	DV10	35	Safety Bumps, Safety Locks	SB/SL	150
Urethane Clear - MD	DV22	36	Camlock Gaskets	CG	151
Standard/Commercial VAC	DV30/40	37	Camlock Working Pressure	--	151
Vacuum Cuffs/Menders	DV35/DV38	37	22 Clamps		
7 Food Hose			Spiral, Double Bolt	SBC/DBC	152
PVC Clearbraided -FDA	FT41	38	Preformed Clamps/Tool	P	153
Clear Food Suction - wire helix	FT45	38	Strapping and Buckles	PB	154
Clear Tubing PVC - FDA	FT44	39	Mikalor Clamp	W2	155
WE Food Suction - Static Wire	FB04	39	Constant Tension Clamps	W2-CT	156
Food/Potable Water	FT10/WD40	40	Worm Gear ASFA	W2-AS	157
8 High Pressure Cleaning			Worm Gear Clamps	GC	158-159
Pressure Wash Hose	PW4	41	Oetiker Clamps/Pincers	--	160
Pressure Wash Hose	PW6	41	23 Crimp Sleeves & Ferrules		
Steam Cleaner Hose/Fittings	SK20	42	Crimp Sleeves	CS	161-162
Waterblast Hose	WBD	43	Crimp Ferrules	CF	163
Waterblast Quick Disconnects	QWB/QWS	44	Crimp Ferrules -Long	CF-L	164
Sewer Cleaning Hose	SCH	45	Brass Ferrules	BFM	165
9 Material Transfer			24 Fire & Hydrant		
Sandblast Hose - 4PL	MT10	46	Hydrant Adapters	A91	166
Sandblast Hose - 2PL	MT11	47	Hydrant Valves	HGV/ HF100	166
Concrete Placement - Fabric	CN10	48	Nozzles	FNB	166
Concrete Placement - Wire	CN20	49	25 Grooved Fittings (Victaulic)		
Gunite Hose	CN25	50	Grooved Fittings (Victaulic)	GXX	167-168
Flexcrete® Mortar TPU	CN30	50	26 High Pressure Cleaning		
Dry Material Discharge Hose	MT30	51	Pressure Gun/Lance	PW-18	169
Hot Air Blower	MT35	51	Straight Through Couplings	QST	170
Corrugated Material Conducting	MT50	52	Waterblast Push/Screw to Connect	QWB/QWS	171
Industrial Vacuum PU	MT60	53			
Industrial Vacuum (180 - HR)	MT67	53			
Bulkmaster Hardwall Hose	MT70	54			
Eaglevac Suction	MT71	54			

TABLE OF CONTENTS

Hose	Series	Page	Couplings	Series	Page
10 Metal Hose			27 Hose Shanks & Strainers		
Stainless Metal Hose	MHB60	55	Combination Nipples	CNT	172
Metal Hose Temperature Derating	--	56	Combination Nipples - Crimp	CNT-CF	172
11 Petroleum Hose			Expanders/Reducers/Flanges - KC	CNT	173
Oilflex® - Tank Trunk	PH10	57	Short Shanks	CAB	174
Smooth Tank Truck	PH14	57	Foot Valves and Gaskets	FV	174
Arctic Tank Truck	PH15	58	Strainers	RHS/SHS	175
Extra-Flex Arctic Tank Truck	PH16	58	28 Material Transfer		
HD Tank Truck Hose 300	PH19	59	Sandblast Couplings	SQC/SNH	176
Rubber Drop Hose (Infinity Type)	PH22	60	Frac Couplings	FC	177
TPR Orange/Black	PH23	60	Mortar Couplings	MT	177
Clear Tank Drop Hose	PH21	61	29 Petroleum		
Vapor Recovery Hose	PH44	61	PH45/PH50 Crimp Fittings	GP/UL	178
Frac Hose	PH25	62	Gas Pump Fittings	GP	178
Hot Tar and Asphalt	PH27	62	Internal Expansion Couplings - Scovill Style	SCM/SCF	179
Curb Pump Hose	PH40	63	Fuel Hose Nozzles/Swivels	MC	180-181
Farm Tank Hose	PH42	64	30 Pipe - Hammer Unions		
Wrapped Arctic Fuel Delivery	PH45	65	Black Pipe Pictorial Index	--	182
Smooth Arctic Blue	PH46	66	Black Iron	M100	183-188
Smooth Red Fuel Delivery	PH48	67	Flange - 150 lbs	FL	189-190
Arctic Fuel Hose UL	PH50	68	Hammer Unions	HUT	191
Oil Service S&D	PH60	69	31 Quick Disconnects Pneumatic		
Eagle Flight®	PH70	70	Industrial - Type D	QD	192
BOP 3,000 PSI	BOP	71	ARO - Type AR	QAR	193
Propane - NG Hose	LP10	72	Automotive - Type T	QT	194
Propane - NG Hose	LP20	73	Long Lincoln - Type L	QL	195
Propane - NG Hose	LP30	74	Universal - Type U	QU	195
100R4 Suction Hose/Compact	HN	75	Pneumatic Profiles	--	196
100R4 Suction Hose	HXP	75	Pneumatic QD - Interchange	--	197-200
12 Specialty Hose					
Fire Engine Draftflex™	FE10	76			
Forestry Hose Assemblies	WD35	77			
Fire Engine Booster	FE20	77			
Mine Spray Hose	AH80	78			
Hydrocarbon Drain Hose	HC10	78			
13 Steam Hose					
Red EPDM Steam Hose	SH10/SH15	79			
Steam Hose Safety Recommendations	--	80			

TABLE OF CONTENTS

Hose

Series Page

14 Water Discharge

The Perfect Garden Hose®	PGH	81
Golf Course Hose	GH10	82
Blue PVC Layflat	WD10	83
Gray PVC Layflat	WD12	84
Brown PVC Layflat	WD13	85
HD Brown PVC Layflat	WD14	86
Hiviz Green PVC Layflat	WD15	87
Duraflow (Oroflex Style)	WD20	88
TPU Water Discharge	WD95	89
HD Rubber Water Discharge - 150	WD30	90
Water Jetting	WD32	91
Industrial Mill Discharge	WD35/38	92
Avalanche Snowmaking	WD45	93
Hot Water Wash Down	WD70	94
Green Papermill Washdown	WD90	94

15 Water Suction

HD Rubber Water Suction	WS50	95
EPDM Suction Hose	WS52	97
Green PVC Suction	WS60	98
Clear PVC Suction	WS62	99
Cold Temp PVC Suction	WS64	100
HD PVC Suction (SR Style)	WS65	101
PVC Air Seeder	WS62	102
Polyurethane Air Seeder	KURD	102
EPDM Suction (Green/Blue/Red)	WS80	103
Tiger Tail Suction Hose (Hi- Vac)	WS75	104
220RS Style Rubber Suction Hose	WS77	104

Couplings

Series Page

32 Valves

Ball Valves	BV	201
High Pressure Ball Valves	BV-HPN	202
Lever/Stem Valves	LGV/SGV	203
Check Valve, Gate Valve	CVA/GVA	203
Flanged Check	FLCV	204
Flanged Gate	FLGV	204
Flanged Butterfly	FLBFW	204
Flow Meter	FMB	204

33 Technical

Chemical Resistance Guide	--	205-217
---------------------------	----	---------

Air & Multipurpose

AH11 BLACK GENERAL PURPOSE AIR-WATER



- Tube:** Black synthetic rubber
- Reinforcement:** Synthetic fiber
- Cover:** Smooth black, abrasion and weather resistant rubber
- Temperature:** -30°C to +75°C (-22°F to +167°F)
- Application:** For industrial, construction, and agricultural air/ water discharge applications in which a heavy duty rubber hose is needed.
- Vacuum:** Not recommended
- Branding:** FORSAFLEX AH11-063 CONTRACTOR WATER HOSE 5/8" ID 150 PSI WP

Part Number	ID		OD		Max WP	Min BR	Weight	Standard Pack
	in	mm	in	mm	psi	in	lbs/ft	
AH11-050	1/2	12.7	0.78	19.8	150	3.80	0.17	500' - Reel
AH11-063	5/8	15.9	0.93	23.6	150	5.00	0.26	500' - Reel
AH11-063-1500	5/8	15.9	1.00	25.4	200	6.30	0.29	1,500' - Reel
AH11-075	3/4	19.1	1.08	27.4	150	7.50	0.33	500' - Reel
AH11-100	1	25.4	1.39	35.3	150	10.00	0.52	450' - Reel
AH11-125	1-1/4	31.8	1.63	41.3	150	12.50	0.57	400' - Reel
AH11-150	1-1/2	38.1	1.88	47.8	150	15.00	0.68	300' - Reel

AH11 BLACK GENERAL PURPOSE AIR-WATER ASSEMBLIES



GHT M x F

Part Number	Hose Size	Fitting A	Fitting B	Length	Attaching Method
				ft	
AH11-050GHT50	1/2	M-GHT	F-GHT	50	Crimp
AH11-050GHT100	1/2	M-GHT	F-GHT	100	Crimp
AH11-063GHT50	5/8	M-GHT	F-GHT	50	Crimp
AH11-063GHT100	5/8	M-GHT	F-GHT	100	Crimp
AH11-075GHT50	3/4	M-GHT	F-GHT	50	Crimp
AH11-075GHT100	3/4	M-GHT	F-GHT	100	Crimp

Other lengths and fitting combinations are available.

⚠ WARNING!

- Working pressures are calculated at 70 F° degrees. Maximum working pressure decreases as temperature increases.
- Never exceed the maximum working pressure of the lowest rated component in the assembly.

BECAUSE WE CONTINUALLY EXAMINE WAYS TO IMPROVE OUR PRODUCTS, WE RESERVE THE RIGHT TO ALTER SPECIFICATIONS WITHOUT NOTICE.

AH10 EPDM GENERAL PURPOSE - 300



- Tube:** Black EPDM, ARPM Class C
- Reinforcement:** Synthetic fiber
- Cover:** Red abrasion and weather resistant rubber, ARPM Class C
- Temperature:** -40°C to +99°C (-40°F to +210°F)
- Application:** Specially designed to remain flexible in cold temperature. AH10 is a flexible, lightweight, medium pressure hose designed to handle air, water and mild chemicals. Commonly used in construction, quarries & agriculture.
- Vacuum:** Not Recommended
- Safety Factor:** 4:1
- Branding:** FORSAFLEX AH10-100 1" EPDM GENERAL PURPOSE AIR - WATER HOSE 300 PSI MAX WP

Part Number	Cover	ID		OD		Max WP	Min BR	Weight	Standard Pack
		in	mm	in	mm	psi	in	lbs/ft	
AH10-025	Red	1/4	12.4	0.49	12.4	300	1.50	0.13	500' - Reel
AH10-038	Red	3/8	16.5	0.65	16.5	300	2.25	0.23	500' - Reel
AH10-050	Red	1/2	20.7	0.82	20.7	300	3.60	0.32	500' - Reel
AH10-063	Red	5/8	23.9	0.94	23.9	300	3.75	0.39	500' - Reel
AH10-075	Red	3/4	28.1	1.11	28.1	300	4.50	0.50	500' - Reel
AH10BL-075	Blue	3/4	28.1	1.11	28.1	300	4.50	0.50	500' - Reel
AH10GN-075	Green	3/4	28.1	1.11	28.1	300	4.50	0.50	500' - Reel
AH10-100	Red	1	35.4	1.39	35.4	300	6.00	0.73	100'/400' - Reel
AH10-125	Red	1-1/4	43.8	1.72	43.8	300	7.50	1.04	400' - Reel
AH10-150	Red	1-1/2	50.1	1.97	50.1	300	9.00	1.23	300' - Reel

AH10 RED EPDM ASSEMBLIES



NPT x NPT

Part Number	Hose Size	Fitting A	Fitting B	Length	Attaching Method
				ft	
AH10-025MM50	1/4	1/4 - Male - NPT	1/4 - Male - NPT	50	Crimp
AH10-038M2525M25	3/8	1/4 - Male - NPT	1/4 - Male - NPT	25	Crimp
AH10-038M2525M50	3/8	1/4 - Male - NPT	1/4 - Male - NPT	50	Crimp
AH10-038M2525M100	3/8	1/4 - Male - NPT	1/4 - Male - NPT	100	Crimp
AH10-038MM50	3/8	3/8 - Male - NPT	3/8 - Male - NPT	50	Crimp
AH10-038MM100	3/8	3/8 - Male - NPT	3/8 - Male - NPT	100	Crimp
AH10-050M3838M50	1/2	3/8 - Male - NPT	3/8 - Male - NPT	50	Crimp

Other lengths and fitting combinations are available.

⚠ WARNING!

- Working pressures are calculated at 70 F° degrees. Maximum working pressure decreases as temperature increases.
- The temperature of the medium must be lower than its boiling point.






BECAUSE WE CONTINUALLY EXAMINE WAYS TO IMPROVE OUR PRODUCTS, WE RESERVE THE RIGHT TO ALTER SPECIFICATIONS WITHOUT NOTICE.

Air & Multipurpose

AH20 MULTIPURPOSE OIL RESISTANT NC - 300



- Tube:** Black Nitrile - ARPM class A
- Reinforcement:** Synthetic fiber
- Cover:** Red abrasion and weather resistant rubber - ARPM class B
- Temperature:** -35°C to +99°C (-30°F to +210°F)
- Application:** Multipurpose hose for industrial air service, compressor lines, pneumatic tools, and other applications where oil resistance is needed. Non conductive, minimum electrical resistance greater than 1 megohm per inch of length of hose at 1000 V DC.
- Vacuum:** Not Recommended
- Safety Factor:** 4:1
- Branding:** FORSAFLEX AH20-100 1" MULTIPURPOSE OIL RESISTANT NON-CONDUCTIVE 300 PSI MAX WP

Part Number							Standard Pack
	ID	OD		Max WP	Min BR	Weight	
	in	in	mm	psi	in	lbs/ft	
AH20-025	¼	0.49	12.4	300	1.50	0.13	500' - Reel
AH20-031	⅝	0.59	15.0	300	1.90	0.18	500' - Reel
AH20-038	¾	0.65	16.5	300	2.25	0.23	500' - Reel
AH20-050	½	0.82	20.7	300	3.60	0.32	500' - Reel
AH20-063	⅝	0.94	23.9	300	3.75	0.39	500' - Reel
AH20-075	¾	1.11	28.1	300	4.50	0.50	500' - Reel
AH20-100	1	1.39	35.4	300	6.00	0.73	400' - Reel
AH20-125	1-¼	1.72	43.8	300	7.50	1.04	400' - Reel
AH20-150	1-½	1.97	50.1	300	9.00	1.23	300' - Reel

AH20 RED OIL RESISTANT ASSEMBLIES



NPT x NPT

Part Number	Hose Size	Fitting A	Fitting B	Length	Attaching Method
				ft	
AH20-025MM50	¼	¼ - Male - NPT	¼ - Male - NPT	50	Crimp
AH20-038M2525M25	⅜	¼ - Male - NPT	¼ - Male - NPT	25	Crimp
AH20-038M2525M50	⅜	¼ - Male - NPT	¼ - Male - NPT	50	Crimp
AH20-038M2525M100	⅜	¼ - Male - NPT	¼ - Male - NPT	100	Crimp
AH20-038MM50	⅜	⅜ - Male - NPT	⅜ - Male - NPT	50	Crimp
AH20-038MM100	⅜	⅜ - Male - NPT	⅜ - Male - NPT	100	Crimp
AH20-050M3838M50	½	⅜ - Male - NPT	⅜ - Male - NPT	50	Crimp

Other lengths and fitting combinations are available.

⚠ WARNING!






- Working pressures are calculated at 70 F° degrees. Maximum working pressure decreases as temperature increases.
- Never exceed the maximum working pressure of the lowest rated component in the assembly.

BECAUSE WE CONTINUALLY EXAMINE WAYS TO IMPROVE OUR PRODUCTS, WE RESERVE THE RIGHT TO ALTER SPECIFICATIONS WITHOUT NOTICE.

AH30 MULTIPURPOSE ORNC



- Tube:** Black Nitrile, ARPM Class A
Reinforcement: Synthetic fiber
Cover: Smooth Red NBR blend, ARPM Class B
Temperature: -29°C to +99°C (-20°F to +210°F)
Application: Multipurpose hose for industrial air service, compressor lines, pneumatic tools, and other applications where oil resistance is needed. Non conductive, minimum electrical resistance greater than 1 megohm per inch of length of hose at 1000 V DC.
Vacuum: Not Recommended
Safety Factor: 4:1

Part Number							Standard Pack
	ID	OD		Max WP	Min BR	Weight	
	in	in	mm	psi	in	lbs/ft	
AH30-025	1/4	0.54	13.7	300	2.50	0.14	500' - Reel
AH30-031	5/16	0.64	16.3	300	3.10	0.18	500' - Reel
AH30-038	3/8	0.69	17.5	300	3.80	0.19	500' - Reel
AH30-050	1/2	0.86	21.8	300	5.00	0.26	500' - Reel
AH30-063	5/8	1.02	25.9	300	6.30	0.33	500' - Reel
AH30-075	3/4	1.19	30.2	300	7.50	0.42	500' - Reel
AH30-100	1	1.50	38.1	300	10.00	0.62	450' - Reel
AH30-125	1-1/4	1.77	45.6	250	12.50	0.84	400' - Reel
AH30-150	1-1/2	2.08	53.2	250	15.00	1.01	300' - Reel

AH30 MULTIPURPOSE NON CONDUCTIVE ASSEMBLIES



NPT x NPT

Part Number	Hose Size	Fitting A	Fitting B	Length	Attaching Method
				ft	
AH30-025MM25	1/4	1/4 - Male - NPT	1/4 - Male - NPT	25	Crimp
AH30-025MM50	1/4	1/4 - Male - NPT	1/4 - Male - NPT	50	Crimp
AH30-038M2525M25	3/8	1/4 - Male - NPT	1/4 - Male - NPT	25	Crimp
AH30-038M2525M50	3/8	1/4 - Male - NPT	1/4 - Male - NPT	50	Crimp
AH30-038M2525M100	3/8	1/4 - Male - NPT	1/4 - Male - NPT	100	Crimp
AH30-038MM25	3/8	3/8 - Male - NPT	3/8 - Male - NPT	25	Crimp
AH30-038MM50	3/8	3/8 - Male - NPT	3/8 - Male - NPT	50	Crimp
AH30-038MM100	3/8	3/8 - Male - NPT	3/8 - Male - NPT	100	Crimp
AH30-050-M3838M50	1/2"	3/8" - Male - NPT	3/8" - Male - NPT	50	Crimp

Other lengths and fitting combinations are available.

⚠ WARNING!

- Working pressures are calculated at 70 F° degrees. Maximum working pressure decreases as temperature increases.
- Never exceed the maximum working pressure of the lowest rated component in the assembly.
- The temperature of the medium must be lower than its boiling point.

BECAUSE WE CONTINUALLY EXAMINE WAYS TO IMPROVE OUR PRODUCTS, WE RESERVE THE RIGHT TO ALTER SPECIFICATIONS WITHOUT NOTICE.



Air & Multipurpose

AH15 JACKHAMMER



- Tube:** Black synthetic rubber, oil mist resistant, ARPM Class B
- Reinforcement:** Synthetic fiber
- Cover:** Yellow/Red smooth abrasion resistant rubber, ARPM Class C
- Temperature:** -35°C to +90°C (-30°F to +95°F)
- Application:** Proven to be an excellent performer in the industrial, rental and construction industries.
- Vacuum:** Not recommended
- Branding:** FORSAFLEX AH15-075 3/4" JACKHAMMER HOSE
300 PSI MAX WP

Part Number	Cover	ID		OD		Max WP psi	Weight lbs/ft	Standard Pack
		in	mm	in	mm			
AH15YW-075	Yellow	3/4	29.0	1.14	29.0	300	0.35	500' - Reel / 50' - Coil
AH15RD-075	Red	3/4	29.0	1.14	29.0	300	0.35	500' - Reel / 50' - Coil

AH15 JACKHAMMER ASSEMBLIES



Universal

Part Number	Colour	Hose Size	Fitting A	Fitting B	Length	Attaching Method
					ft	
AH15YW-075UU50	Yellow	3/4	Universal	Universal	50	Crimp
AH15YW-075QQ50	Yellow	3/4	DIX-LOK	DIX-LOK	50	Crimp
AH15RD-075UU50	Red	3/4	Universal	Universal	50	Crimp
AH15RD-075QQ50	Red	3/4	DIX-LOK	DIX-LOK	50	Crimp

Other lengths and fitting combinations are available.



Dix-Lok

⚠ WARNING!





- Working pressures are calculated at 70 F° degrees. Maximum working pressure decreases as temperature increases.
- Never exceed the maximum working pressure of the lowest rated component in the assembly.

BECAUSE WE CONTINUALLY EXAMINE WAYS TO IMPROVE OUR PRODUCTS, WE RESERVE THE RIGHT TO ALTER SPECIFICATIONS WITHOUT NOTICE.

AH32 ARCTIC PVC AIR HOSE



- Tube:** Low temperature PVC compound
- Reinforcement:** Synthetic fiber
- Cover:** Low temperature PVC compound
- Temperature:** -54°C to +65°C (-65°F to +150°F)
- Application:** An extremely flexible high quality light weight low temperature, abrasion resistant hose for general shop and air tool applications.
- Vacuum:** Not recommended

Part Number						Standard Pack
	in	in	mm	psi	lbs/ft	
AH32B-025	1/4	0.50	12.7	300	0.08	500' - Reel
AH32B-038	3/8	0.63	16.0	300	0.10	500' - Reel
AH32B-050	1/2	0.78	19.8	300	0.15	500' - Reel

B - Blue, Y - Yellow.

AH32 ARCTIC PVC ASSEMBLIES



NPT X NPT

Part Number	Hose Size	Fitting A	Fitting B	Length	Attaching Method
				ft	
AH32B-025MM50	1/4	1/4 - Male - NPT	1/4 - Male - NPT	50	Crimp
AH32B-038M2525M25	3/8	1/4 - Male - NPT	1/4 - Male - NPT	25	Crimp
AH32B-038M2525M50	3/8	1/4 - Male - NPT	1/4 - Male - NPT	50	Crimp
AH32B-038M2525M100	3/8	1/4 - Male - NPT	1/4 - Male - NPT	100	Crimp
AH32B-038MM25	3/8	3/8 - Male - NPT	3/8 - Male - NPT	25	Crimp
AH32B-038MM50	3/8	3/8 - Male - NPT	3/8 - Male - NPT	50	Crimp
AH32B-038MM100	3/8	3/8 - Male - NPT	3/8 - Male - NPT	100	Crimp
AH32B-050MM50	1/2	1/2 - Male - NPT	1/2 - Male - NPT	50	Crimp
AH30-050-M3838M50	1/2	3/8 - Male - NPT	3/8 - Male - NPT	50	Crimp

Other lengths and fitting combinations are available.

B - Blue, Y - Yellow.

⚠ WARNING!

- Working pressures are calculated at 70 F° degrees. Maximum working pressure decreases as temperature increases.
- Never exceed the maximum working pressure of the lowest rated component in the assembly.

BECAUSE WE CONTINUALLY EXAMINE WAYS TO IMPROVE OUR PRODUCTS, WE RESERVE THE RIGHT TO ALTER SPECIFICATIONS WITHOUT NOTICE.

Air & Multipurpose



AB9603 BREATHING AIR

Tube: White low odour, food grade PVC
Reinforcement: Synthetic fiber
Cover: Black PVC with a blue stripe
Temperature: -40°C to +65°C (-40°F to +150°F)
Application: This hose satisfies the NIOSH Air-Supply-Line requirements and tests of Type-C Respirators as described in Table 8 to 42 CFR Part 84, subpart J including the test for permeation of hose by gasoline. The hose also meets the requirements of section 25, ASTM D380-94(2006), Low temperature test on the complete hose assembly. This hose is also approved for sale in Alberta.

Part Number	ID		OD		Max WP	Weight	Standard Pack
	in	mm	in	mm	psi (20°C / 70°F)	lbs/ft	
AB9603-04	1/4	6.35	0.59	14.9	400	0.12	500' - Reel
AB9603-06	3/8	9.52	0.75	19.0	300	0.19	500' - Reel



BA10-038 BREATHING AIR

Tube: Clear low odour, food grade PVC
Reinforcement: Synthetic fiber
Cover: Black PVC
Temperature: -26°C to +65°C (-15°F to +150°F)
Application: General type C air supply lines, paint spray booths and inplant air services

Part Number	ID		OD		Max WP	Weight	Standard Pack
	in	mm	in	mm	psi (20°C / 70°F)	lbs/ft	
BA10-038	3/8	9.52	0.69	12.5	250	0.14	300' - Reel

NOTE

- When coupled with quick disconnect fittings the use of a locking sleeve is required to minimize the risk of accidental disconnection.
- NIOSH only certifies complete breathing respirator systems, not hose assemblies.

⚠ WARNING!

- Working pressures are calculated at 70 F° degrees. Maximum working pressure decreases as temperature increases.
- Never exceed the maximum working pressure of the lowest rated component in the assembly.

BECAUSE WE CONTINUALLY EXAMINE WAYS TO IMPROVE OUR PRODUCTS, WE RESERVE THE RIGHT TO ALTER SPECIFICATIONS WITHOUT NOTICE.

PL10 PUSH LOCK 300 PSI



- Tube:** Black Nitrile, ARPM Class A (high oil resistance)
Reinforcement: Synthetic fiber
Cover: MSHA synthetic rubber, ARPM Class B (medium oil resistant)
Temperature: -40°C to +88°C (-40°F to +190°F)
Application: For use with push-on fittings at maximum working pressures of 300 psi. For low-pressure hydraulic and pneumatic systems such as shop air systems, and maintenance and automotive applications. Non-conductive, minimum electrical resistance, greater than (1) megohm per inch of length of hose at 1000 Volts DC.

Part Number						Standard Pack
	ID	OD		Max WP	Weight	
	in	in	mm	psi	lbs/ft	
PL10-04BK*	1/4	0.54	13.7	300	0.09	500' - Reel
PL10-05BK*	5/16	0.62	15.7	300	0.12	500' - Reel
PL10-06BK*	3/8	0.69	17.5	300	0.14	500' - Reel
PL10-08BK*	1/2	0.81	20.5	300	0.17	500' - Reel
PL10-10BK*	5/8	0.93	23.6	300	0.20	500' - Reel
PL10-12BK*	3/4	1.07	27.2	300	0.25	500' - Reel
PL10-16BK*	1	1.34	34.0	300	0.34	50' - Coil

Stock: Black - BK, Blue - BL, Red - RD
 MOQ/Full Reels: Gray - GY, Green - GN

AH55 RECOIL HOSE ASSEMBLIES



- Tube/Cover:** Ether based polyurethane
Temperature: -40°C to +79°C (-40°F to +175°F)
Application: Polyurethane Recoil Hose retains its self-coiling properties and stores itself when finished. Can be used with all air-powered equipment on the job site and in garages, plants, service stations, car wash soap applications, as well as pneumatic airlines on machinery. It features swivel fittings to reduce twist. Bend restrictors reduce kinking and increase the life of the hose. The soft polyurethane finish is less likely to scratch surfaces.

Part Number	ID	Assembly Length	OD		Max WP	Fitting	Weight
	in		ft	in			mm
AH55-025-15	1/4	15	0.38	9.6	125	1/4" M-NPT	0.65
AH55-025-25	1/4	25	0.38	9.6	125	1/4" M-NPT	0.85
AH55-025-50	1/4	50	0.38	9.6	125	1/4" M-NPT	2.00
AH55-038-15	3/8	15	0.57	14.4	125	3/8" M-NPT	1.40
AH55-038-25	3/8	25	0.57	14.4	125	3/8" M-NPT	2.20
AH55-038-50	3/8	50	0.57	14.4	125	3/8" M-NPT	4.00

⚠ WARNING!

- Working pressures are calculated at 70 F° degrees. Maximum working pressure decreases as temperature increases.
- Never exceed the maximum working pressure of the lowest rated component in the assembly.

BECAUSE WE CONTINUALLY EXAMINE WAYS TO IMPROVE OUR PRODUCTS, WE RESERVE THE RIGHT TO ALTER SPECIFICATIONS WITHOUT NOTICE.

Air & Multipurpose



AH60 STEEL AIR HOSE 600

- Tube:** Synthetic oil mist resistant
- Reinforcement:** Steel wire braid
- Cover:** Yellow cut and abrasion resistant rubber with red stripe
- Temperature:** -30°C to +93°C (-22°F to +200°F)
- Application:** High pressure air service for mining, construction and industrial use. More resistant to external abuse than textile air hose.
- Vacuum:** Not recommended
- Branding:** FORSAFLEX AH60-200 2" STEEL AIR HOSE 600 PSI MAX WP.

TEMPERATURE/PRESSURE DE-RATING SCHEDULE

Temperature		Max WP (psi)
21°C	70°F	600
32°C	90°F	546
66°C	150°F	384
93°C	200°F	252

Part Number	ID	OD		Max WP	Weight	Standard Pack
	in	in	mm	psi	lbs/ft	
AH60-075	3/4	1.14	29.0	600	0.45	25'/50' - Coils
AH60-200	2	2.60	66.0	600	1.69	25'/50' - Coils
AH60-300	3	3.70	94.0	600	3.02	25'/50' - Coils
AH60-400	4	4.80	122.0	600	4.54	25'/50' - Coils
AH60-600	6	7.12	180.8	600	8.03	25'/50' - Coils

⚠ WARNING!

- Working pressures are calculated at 70 F° degrees. Maximum working pressure decreases as temperature increases.
- Never exceed the maximum working pressure of the lowest rated component in the assembly.



AH61 STEEL AIR HOSE - HIGH TEMP

- Tube:** Black CPE synthetic rubber, ARPM Class B (medium oil resistance)
- Reinforcement:** Steel wire braid
- Cover:** Black abrasion weather, and oil resistant carboxylated nitrile
- Temperature:** -40°C to +150°C (-40°F to +302°F)
- Application:** Heavy-duty air hose for mines, quarries and construction. Designed to maintain full working pressure at 150°C.

Part Number	ID	OD		Max WP	Weight	Standard Pack
	in	in	mm	psi	lbs/ft	
AH61-200	2	2.57	65.3	600	1.54	25'/50' - Coils
AH61-300	3	3.56	90.5	600	2.84	25'/50' - Coils

* No cut lengths



MALE NPT

Part Number	Size
HW200-200MP	2"
HW300-300MP	3"



FEMALE GROUND JOINT

Part Number	Size
HW200-200FGJ	2"
HW300-300FGJ	3"

BECAUSE WE CONTINUALLY EXAMINE WAYS TO IMPROVE OUR PRODUCTS, WE RESERVE THE RIGHT TO ALTER SPECIFICATIONS WITHOUT NOTICE.

AH65 EXTRA SERVICE 400 AIR



- Tube:** Synthetic oil mist resistant.
- Reinforcement:** Synthetic fiber
- Cover:** Yellow cut and abrasion resistant rubber with blue stripe
- Temperature:** -35°C to +82°C (-31°F to +180°F)
- Application:** A superior quality hose for mining, construction and industrial use.
- Vacuum:** Not recommended

Branding: FORSAFLEX AH65-200 2" EXTRA SERVICE HOSE
400 PSI MAX WP.

TEMPERATURE/PRESSURE DE-RATING SCHEDULE

Temperature		Max WP (psi)
21°C	70°F	400
32°C	90°F	364
66°C	150°F	256
93°C	200°F	168

Part Number						Standard Pack
	ID	OD		Max WP	Weight	
	in	in	mm	psi	lbs/ft	
AH65-050	½	0.95	24.1	400	0.31	50/100' - Coil
AH65-075	¾	1.26	32.0	400	0.41	50/100' - Coil
AH65-100	1	1.54	39.1	400	0.61	50/100' - Coil
AH65-125	1-¼	1.89	48.0	400	0.81	50/100' - Coil
AH65-150	1-½	2.12	53.8	400	0.91	50/100' - Coil
AH65-200	2	2.63	66.8	400	1.20	50/100' - Coil
AH65-250	2-½	3.18	80.7	400	1.80	50/100' - Coil
AH65-300	3	3.70	76.2	400	1.92	50/100' - Coil
AH65-400	4	4.80	121.9	400	2.49	50/100' - Coil

AH65 EXTRA SERVICE 400 AIR ASSEMBLIES



Ground Joints

Part Number	Hose Size	Fitting A	Fitting B	Length	Attaching Method
				ft	
AH65-050MHMH50	½	Mining	Mining	50	Band Clamps
AH65-100MHMH50	1	Mining	Mining	50	Band Clamps
AH65-075UU50	¾	Universal	Universal	50	Crimp
AH65-200FF50	2	Female G-J	Female G-J	50	Crimp

Other lengths and fitting combinations are available.

⚠ WARNING!

- Working pressures are calculated at 70 F° degrees. Maximum working pressure decreases as temperature increases.
- Never exceed the maximum working pressure of the lowest rated component in the assembly.

BECAUSE WE CONTINUALLY EXAMINE WAYS TO IMPROVE OUR PRODUCTS, WE RESERVE THE RIGHT TO ALTER SPECIFICATIONS WITHOUT NOTICE.

Air & Multipurpose

AH67 CONTRACTORS AIR 300



- Tube:** Synthetic oil mist resistant
- Reinforcement:** Synthetic fiber
- Cover:** Yellow, cut and abrasion resistant rubber with green stripe
- Temperature:** -35°C to +82°C (-31°F to +180°F)
- Application:** A superior quality hose for mining, construction and industrial use.
- Vacuum:** Not recommended

Branding: FORSAFLEX AH67-200 2" CONTRACTORS AIR HOSE 300 PSI MAX WP

Part Number	ID		OD		Max WP	Weight	Standard Pack
	in	mm	in	mm	psi	lbs/ft	
AH67-200	2	66.0	2.60	66.0	300	1.16	25'/50'/100' - Coils

AH67 CONTRACTORS AIR 300 ASSEMBLIES



Ground Joints

Part Number	Hose Size	Fitting A	Fitting B	Length	Attaching Method
				ft	
AH67-200FF50	2	Female G-J	Female G-J	50	Crimp

Other lengths and fitting combinations are available.

⚠ WARNING!

- Working pressures are calculated at 70 F° degrees. Maximum working pressure decreases as temperature increases.
- Never exceed the maximum working pressure of the lowest rated component in the assembly.

BECAUSE WE CONTINUALLY EXAMINE WAYS TO IMPROVE OUR PRODUCTS, WE RESERVE THE RIGHT TO ALTER SPECIFICATIONS WITHOUT NOTICE.

AT10 EPDM HEATER HOSE - STANDARD



- Tube:** Black EPDM
Reinforcement: Synthetic fiber
Cover: Black heat and weather resistant EPDM
Temperature: -40°C to +125°C (-40°F to +257°F)
Application: For use in general industrial & automotive service. Meets SAE J20R3 D2.

Part Number	ID		OD		Max WP	Min BR	Weight	Standard Pack
	in	mm	in	mm	psi	in	lbs/ft	
AT10-038	3/8	9.5	0.69	17.5	60	2.5	0.16	50' - Coil
AT10-050	1/2	12.7	0.77	19.6	60	3.0	0.17	50' - Coil
AT10-063	5/8	15.9	0.91	23.1	60	3.8	0.20	50' - Coil
AT10-075	3/4	19.1	1.05	26.7	50	4.5	0.24	50' - Coil
AT10-100	1	25.4	1.34	34.0	40	7.0	0.37	50' - Coil

AT16 SILICONE HEATER HOSE



- Tube:** Red silicone
Reinforcement: Synthetic fiber
Cover: Blue heat and weather resistant silicone
Temperature: -54°C to +177°C (-65°F to +350°F)
Application: For low pressure water and heater application. Meets SAE 20R3 Class A specifications.

Part Number	ID		OD		Max WP	Weight	Standard Pack
	in	mm	in	mm	psi	lbs/ft	
AT16-025	1/4	6.4	0.53	13.5	85	0.12	400 - Reel
AT16-031	5/16	7.9	0.59	15.0	85	0.14	600 - Reel
AT16-038	3/8	9.5	0.69	17.5	80	0.18	500 - Reel
AT16-050	1/2	12.7	0.81	20.6	80	0.24	500 - Reel
AT16-063	5/8	15.9	0.94	23.9	70	0.29	300 - Reel
AT16-075	3/4	19.1	1.06	26.9	70	0.32	300 - Reel
AT16-088	7/8	22.3	1.19	30.2	60	0.36	200 - Reel
AT16-100	1	25.4	1.34	34.0	50	0.46	200 - Reel

BECAUSE WE CONTINUALLY EXAMINE WAYS TO IMPROVE OUR PRODUCTS, WE RESERVE THE RIGHT TO ALTER SPECIFICATIONS WITHOUT NOTICE.

Auto Truck & Marine

UNICOIL – FOR HEATER HOSE - AT10/AT16




When Molded Hose Is Not Available:

Now you can make those quick repairs when molded hose is not available. Unicoil allows you to configure custom-bent hoses using straight heater hose -- the perfect solution for:

- **Quick Repairs**
- **Out-of-Stock Situations**
- **One-of-a-Kind Routing Problems**

Made of a stainless steel coil and metal spine that will permanently hold its bend.

Part Number	 ID
	in
UNICOIL-050	1/2
UNICOIL-063	5/8
UNICOIL-075	3/4

BECAUSE WE CONTINUALLY EXAMINE WAYS TO IMPROVE OUR PRODUCTS, WE RESERVE THE RIGHT TO ALTER SPECIFICATIONS WITHOUT NOTICE.



AT29 SILICONE COOLANT HOSE

- Tube:** Red silicone
- Reinforcement:** Three plies of synthetic fiber
- Cover:** Blue heat and weather resistant silicone
- Temperature:** -54°C to +177°C (-65°F to +350°F)
- Application:** For heavy duty heater and coolant applications. Meets SAE J20 R1 Class A.

Part Number					Standard Pack
	ID	OD		Min BP	
	in	in	mm	psi	
AT29-038-3	3/8	0.71	18.0	425	3'
AT29-050-3	1/2	0.83	21.1	425	3'
AT29-063-3	5/8	0.95	24.1	425	3'
AT29-075-3	3/4	1.07	27.2	325	3'
AT29-088-3	7/8	1.20	30.5	300	3'
AT29-100-3	1	1.32	33.5	300	3'
AT29-113-3	1-1/8	1.45	36.8	300	3'
AT29-125-3	1-1/4	1.57	39.9	275	3'
AT29-138-3	1-3/8	1.70	43.2	250	3'
AT29-150-3	1-1/2	1.82	46.3	250	3'
AT29-163-3	1-5/8	1.95	49.5	225	3'
AT29-175-3	1-3/4	2.07	52.6	225	3'
AT29-188-3	1-7/8	2.21	56.1	200	3'
AT29-200-3	2	2.32	58.9	200	3'
AT29-213-3	2-1/8	2.45	62.2	175	3'
AT29-225-3	2-1/4	2.57	65.3	175	3'
AT29-238-3	2-3/8	2.70	68.6	150	3'
AT29-250-3	2-1/2	2.82	71.6	150	3'
AT29-263-3	2-5/8	2.95	75.0	125	3'
AT29-275-3	2-3/4	3.07	78.0	125	3'
AT29-288-3	2-7/8	3.21	81.5	100	3'
AT29-300-3	3	3.32	84.3	100	3'
AT29-325-3	3-1/4	3.57	90.7	75	3'
AT29-350-3	3-1/2	3.82	97.0	75	3'
AT29-375-3	3-3/4	4.07	103.4	50	3'
AT29-400-3	4	4.32	109.7	50	3'
AT29-450-3	4-1/2	4.82	122.4	N/A	3'
AT29-500-3	5	5.32	135.1	N/A	3'






BECAUSE WE CONTINUALLY EXAMINE WAYS TO IMPROVE OUR PRODUCTS, WE RESERVE THE RIGHT TO ALTER SPECIFICATIONS WITHOUT NOTICE.

Auto Truck & Marine

AB10 AIR BRAKE HOSE








Tube: Black synthetic rubber
Reinforcement: Synthetic fiber
Cover: Black resistant rubber
Temperature: -40°C to +100°C (-40°F to +212°F)
Application: This hose is designed for compressed air brake systems on trucks and buses. Meets DOT FMVSS-106, SAE J1402.

Part Number							Standard Pack
	in	in	mm	psi	in	lbs/ft	
AB10-06	3/8	0.75	19.0	225	2.5	0.17	250'- Reel
AB10-08	1/2	0.88	22.4	225	3.5	0.21	250'- Reel

AT50 FUEL LINE HOSE



Tube: Black Nitrile
Reinforcement: Synthetic fiber
Cover: Black oil & heat resistant synthetic rubber
Temperature: -40°C to +125°C (-40°F to +257°F)
Application: Fuel and vapour emission lines. Meets SAE 30R7.

Part Number							Standard Pack
	in	in	mm	psi	in	lbs/ft	
AT50-019	3/16	0.41	10.4	75	2.0	0.07	250' Reel
AT50-025	1/4	0.50	12.7	50	2.5	0.10	250' Reel
AT50-025-025	1/4	0.50	12.7	50	2.5	0.10	25' Reel
AT50-031	5/16	0.56	14.2	50	3.0	0.11	250' Reel
AT50-031-25	5/16	0.56	14.2	50	3.0	0.11	25' Reel
AT50-038	3/8	0.63	16.0	50	3.5	0.14	250' Reel
AT50-038-25	3/8	0.63	16.0	50	3.5	0.14	25' Reel

BECAUSE WE CONTINUALLY EXAMINE WAYS TO IMPROVE OUR PRODUCTS, WE RESERVE THE RIGHT TO ALTER SPECIFICATIONS WITHOUT NOTICE.

1485 AIR BRAKE TUBING - D.O.T.





Tube: Heat and light stabilized seamless extruded black nylon.

NOTE: 1/8" Does NOT comply with F.M.V.S-5/06.

Temperature -40°C to +93°C (-40°F to +200°F)

Application: Truck, bus and mobile air brake, and service lines where heat and battery acids are not present. Conforms to SAE J844 specification. Meets D.O.T. FMVSS 106-74.

Part Number	Tubing Color	 OD		Wall Thickness	 Max WP
		in	mm	in	psi
Type 3A Non-Reinforced					
1485-2	Black	1/8	3.2	0.023	250
1485-3	Black	3/16	4.8	0.035	250
1485-4	Black	1/4	6.4	0.040	300
1485-5	Black	5/16	7.9	0.040	250
Type 3B Reinforced					
1485-6	Black	3/8	9.5	0.062	350
1485-8	Black	1/2	12.7	0.062	240
1485-10	Black	5/8	15.9	0.092	225
1485-12	Black	3/4	19.1	0.092	200

Note: Other colours are available.

⚠ WARNING!

- Working pressures are calculated at 70 F° degrees. Maximum working pressure decreases as temperature increases.
- Never exceed the maximum working pressure of the lowest rated component in the assembly.

BECAUSE WE CONTINUALLY EXAMINE WAYS TO IMPROVE OUR PRODUCTS, WE RESERVE THE RIGHT TO ALTER SPECIFICATIONS WITHOUT NOTICE.

Auto Truck & Marine

MXH MARINE EXHAUST HARDWALL



- Tube:** Black heat resistant SBR
- Reinforcement:** Wire helix between layers of textile cords.
- Cover:** Black heat resistant synthetic SBR with blue identification stripe.
- Temperature:** -40°C to +100°C (-40°F to +212°F)
- Application:** For wet exhaust service on marine engines and is also designed to handle water intake and general applications. Meets SAE J2006 Type R2.

Part Number						Standard Pack
	ID	OD		Max WP	Weight	
	in	in	mm	psi (20°C / 70°F)	lbs/ft	
MXH-075	3/4	1.16	29.5	75	0.42	50'
MXH-088	7/8	1.31	33.3	75	0.50	50'
MXH-100	1	1.41	35.8	75	0.53	50'
MXH-113	1-1/8	1.56	39.6	75	0.62	50'
MXH-125	1-1/4	1.66	42.2	75	0.64	50'
MXH-131	1-5/16	1.72	43.7	75	0.66	50'
MXH-138	1-3/8	1.81	46.0	75	0.74	50'
MXH-150	1-1/2	1.91	48.5	50	0.78	50'
MXH-163	1-5/8	2.04	51.8	50	0.87	50'
MXH-175	1-3/4	2.18	55.4	50	0.96	50'
MXH-188	1-7/8	2.35	59.7	50	1.14	50'
MXH-200	2	2.48	63.0	50	1.18	50'
MXH-213	2-1/8	2.56	65.0	50	1.22	50'
MXH-225	2-1/4	2.69	68.3	50	1.33	50'
MXH-238	2-3/8	2.83	71.9	50	1.40	50'
MXH-250	2-1/2	2.93	74.4	50	1.41	50'
MXH-263	2-5/8	3.07	78.0	50	1.52	50'
MXH-288	2-7/8	3.33	84.6	40	1.67	50'
MXH-300	3	3.46	87.9	40	1.74	50'
MXH-313	3-1/8	3.61	91.7	40	1.90	50'
MXH-350	3-1/2	3.98	101.1	40	2.13	50'
MXH-400	4	4.50	114.3	40	2.50	50'
MXH-450	4-1/2	5.04	128.0	40	3.00	25'
MXH-500	5	5.50	139.7	40	3.19	25'





*Do not use in applications requiring low-permeation fuel feed hose (SAE J1527 A1-15)

BECAUSE WE CONTINUALLY EXAMINE WAYS TO IMPROVE OUR PRODUCTS, WE RESERVE THE RIGHT TO ALTER SPECIFICATIONS WITHOUT NOTICE.



MXS MARINE EXHAUST SOFTWALL

- Tube:** Black heat resistant synthetic rubber
Reinforcement: Synthetic fiber
Cover: Black heat and weather resistant synthetic rubber with blue identification stripe.
Temperature: -40°C to +93°C (-40°F to +200°F)
Application: Marine exhaust applications. Meets SAEJ 2006 R1.

Part Number						Standard Pack
	in	in	mm	psi	lbs/ft	
MXS-100	1	1.44	36.6	200	0.45	50' - Coil
MXS-113	1-1/8	1.56	39.6	200	0.51	50' - Coil
MXS-125	1-1/4	1.79	45.5	200	0.71	50' - Coil
MXS-131	1-5/16	1.85	47.0	200	0.73	50' - Coil
MXS-138	1-3/8	1.91	48.5	200	0.77	50' - Coil
MXS-150	1-1/2	2.04	51.8	200	0.81	50' - Coil
MXS-163	1-5/8	2.19	55.6	200	0.90	50' - Coil
MXS-175	1-3/4	2.28	57.9	200	0.91	50' - Coil
MXS-188	1-7/8	2.41	61.2	200	0.96	50' - Coil
MXS-200	2	2.57	65.3	200	1.11	50' - Coil
MXS-213	2-1/8	2.69	68.3	200	1.18	25' - Coil
MXS-225	2-1/4	2.82	71.6	200	1.24	25' - Coil
MXS-238	2-3/8	2.96	75.2	200	1.33	25' - Coil
MXS-250	2-1/2	3.07	78.0	200	1.35	25' - Coil
MXS-263	2-5/8	3.20	81.3	200	1.43	25' - Coil
MXS-288	2-7/8	3.43	87.1	200	1.46	25' - Coil
MXS-300	3	3.66	93.0	200	1.83	25' - Coil
MXS-350	3-1/2	4.15	105.4	200	2.08	25' - Coil
MXS-413	4-1/8	4.13	104.9	200	2.41	25' - Coil
MXS-400	4	4.63	117.6	200	2.32	25' - Coil
MXS-450	4-1/2	5.15	139.7	200	2.55	25' - Coil
MXS-500	5	5.85	148.6	200	3.69	25' - Coil


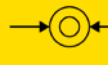



BECAUSE WE CONTINUALLY EXAMINE WAYS TO IMPROVE OUR PRODUCTS, WE RESERVE THE RIGHT TO ALTER SPECIFICATIONS WITHOUT NOTICE.

Auto Truck & Marine



MFH MARINE FUEL FILL - HARDWALL

- Tube:** Black oil and fuel resistant nitrile rubber.
- Reinforcement:** A high tensile steel helix wire embedded between textile cords.
- Cover:** Black oil and weather resistant nitrile rubber.
- Temperature:** -40°C to +80°C (-40°F to +180°F)
- Application:** For use in all marine fuel fill applications. Meets SAE J1527 Type A2.

Part Number				Vacuum Inches				Standard Pack
	in	in	mm	Hg	psi	in	lbs/ft	
MFH-150	1-1/2	1.85	47.0	28	150	3.00	0.29	100'
MFH-163	1-5/8	2.01	51.1	28	150	3.50	0.37	100'
MFH-175	1-3/4	2.13	54.1	28	150	4.00	0.42	100'
MFH-188	1-7/8	2.28	57.9	28	150	6.00	0.50	100'
MFH-200	2	2.40	61.0	28	150	8.00	0.53	100'
MFH-213	2-1/8	2.52	64.0	28	150	8.50	0.62	100'
MFH-225	2-1/4	2.64	67.1	28	150	9.00	0.64	100'
MFH-238	2-3/8	2.76	70.1	28	150	10.00	3.19	100'

BECAUSE WE CONTINUALLY EXAMINE WAYS TO IMPROVE OUR PRODUCTS, WE RESERVE THE RIGHT TO ALTER SPECIFICATIONS WITHOUT NOTICE.



CH12 UHMW CHEMICAL HOSE

Tube: Clear smooth (UHMW) Ultra High Molecular Weight
Reinforcement: High tensile textile cord and steel wire helix
Cover: Flat corrugated green EPDM
Temperature: -30°C to +100°C (-22°F to +212°F)
 Steam cleaning in open circuit up to 120°C (250°F) during 30 minutes
Application: CH12 will handle 94% of common chemical, petroleum, and DEF products in both suction and discharge applications. Corrugated cover makes for greater flexibility.

Branding: CH12-200 2" UHMW CHEMICAL HOSE 240 PSI MAX WP

* Steam cleaning without pressure up to 120°C / 248°F max 30 min.

Part Number	ID		OD		Max WP	Vacuum Inches	Min BR	Weight	Standard Pack
	in	mm	in	mm	psi	Hg	in	lbs/ft	
CH12-075	3/4	19.0	1.19	30.2	240	27	3.7	0.40	100' - Coil
CH12-100	1	25.4	1.47	37.4	240	27	5.0	0.54	100' - Coil
CH12-125	1 1/4	31.8	1.81	46.0	240	27	6.3	0.91	100' - Coil
CH12-150	1 1/2	38.1	2.01	51.1	240	27	7.5	1.09	100' - Coil
CH12-200	2	50.8	2.63	66.8	240	27	10.0	1.56	100' - Coil
CH12-250	2 1/2	63.5	3.03	77.0	240	27	12.4	1.78	100' - Coil
CH12-300	3	76.2	3.63	92.2	240	27	15.0	2.33	100' - Coil
CH12-400	4	101.6	4.63	117.6	240	27	20.0	3.05	100' - Coil
CH12-600	6	152.4	6.89	175.0	240	27	30.0	6.90	100' - Coil

CH12 UHMW CHEMICAL ASSEMBLIES - 316 STAINLESS CAMLOCKS



Camlock C x E

Part Number	Hose Size	316 Stainless (A)	316 Stainless (B)	Length	Attaching Method
				ft	
CH12-100CE20-RL-S6	1	C - locking	E	20	Crimp
CH12-150CE20-RL-S6	1 1/2	C - locking	E	20	Crimp
CH12-200CE20-RL-S6	2	C - locking	E	20	Crimp
CH12-300CE20-RL-S6	3	C - locking	E	20	Crimp
CH12-400CE20-RL-S6	4	C - locking	E	20	Crimp
CH12-100CE20-S6	1	C	E	20	Crimp
CH12-150CE20-S6	1 1/2	C	E	20	Crimp
CH12-200CE20-S6	2	C	E	20	Crimp
CH12-300CE20-S6	3	C	E	20	Crimp
CH12-400CE20-S6	4	C	E	20	Crimp

Other lengths and fitting combinations are available.

⚠ WARNING!

- The temperature of the medium must be lower than its boiling point.
- Consult the Chemical Resistance Guide for compatibility.

BECAUSE WE CONTINUALLY EXAMINE WAYS TO IMPROVE OUR PRODUCTS, WE RESERVE THE RIGHT TO ALTER SPECIFICATIONS WITHOUT NOTICE.

CH22 PTFE - CHEMICAL



- Tube:** Smooth FEP (PTFE material)
- Reinforcement:** A high tensile steel helix embedded between layers of textile cords
- Cover:** Blue Synthetic weather and abrasion resistant rubber
- Temperature:** -40°C to +148°C (-40°F to +300°F)
- Application:** Used in chemical, pharmaceutical, food & beverage transfer, pulp & paper industries.

Part Number	ID		OD		Max WP	Min BR	Weight	Standard Pack
	in	mm	in	mm	psi (20°C / 70°F)	in	lbs/ft	
CH22-100	1	25.4	1.00	25.4	400	6.0	0.64	Random
CH22-150	1-½	38.1	2.00	50.8	350	10.0	1.01	Random
CH22-200	2	50.8	2.50	63.5	300	12.0	1.40	Random

⚠ WARNING!

• Consult the Chemical Resistance Guide for compatibility.

CH30 WEED SPRAY



- Tube:** Yellow PVC
- Reinforcement:** High tensile strength yard, braided
- Cover:** Yellow ribbed PVC
- Temperature:** -5°C to +65°C (23°F to +150°F)
- Application:** PVC spray hose used for agricultural spraying, pest spraying, nursery spraying and wash-down applications. Ribbed PVC cover minimizes drag resistance. Long standard one piece lengths are available for use on reels.






Part Number	ID		OD		Max WP	Weight	Standard Pack
	in	mm	in	mm	psi	lbs/ft	
CH30-038-300YW	3/8	9.5	0.65	16.5	800	0.11	300' - Coil
CH30-038-400YW	3/8	9.5	0.65	16.5	800	0.11	400' - Coil
CH30-038-500YW	3/8	9.5	0.65	16.5	800	0.11	500' - Coil
CH30-050-300YW	1/2	12.7	0.81	20.6	800	0.16	300' - Coil
CH30-050-400YW	1/2	12.7	0.81	20.6	800	0.16	400' - Coil
CH30-050-500YW	1/2	12.7	0.81	20.6	800	0.16	500' - Coil
CH30-075-300YW	3/4	19.0	1.41	29.0	800	0.29	300' - Coil
CH30-075-400YW	3/4	19.0	1.41	29.0	800	0.29	400' - Coil

BECAUSE WE CONTINUALLY EXAMINE WAYS TO IMPROVE OUR PRODUCTS, WE RESERVE THE RIGHT TO ALTER SPECIFICATIONS WITHOUT NOTICE.



TBR SMOOTH BORE TEFLON/STAINLESS STEEL WIRE

Tube: Smooth FDA Compliant PTFE (.030 wall)
Cover: One braid of 304 stainless steel wire braid
Temperature: -60°C to +232°C (-76°F to +450°F) continuous
Application: Automotive, plastic injection molding, food & beverage, bus/truck, paints and solvents, hydraulics.






Part Number							One Piece Couplings
	ID	OD		Max WP	Min BR	Weight	
	in	in	mm	psi	in	lbs/ft	
TBR-03	3/16	0.30	7.6	2,750	2.0	0.07	T
TBR-04	1/4	0.35	8.8	2,610	3.0	0.10	T
TBR-05	5/16	0.43	11.0	2,540	4.0	0.11	T
TBR-06	3/8	0.48	12.1	2,250	5.0	0.12	T
TBR-08	1/2	0.64	16.2	1,500	6.6	0.15	T
TBR-10	5/8	0.74	18.8	1,250	8.0	0.17	T
TBR-12	3/4	0.91	23.1	1,010	9.2	0.20	T
TBR-16	1	1.15	29.2	870	12.0	0.30	T

Note: TBR-03 thru -08 sizes are rated for full vacuum.



TBX CONVOLUTED SMOOTH BORE TEFLON STAINLESS

Tube: Smooth black static conductive PTFE
Cover: One braid of 304 stainless steel wire braid
Temperature: -60°C to +232°C (-76°F to +450°F) continuous
Application: Automotive, plastic injection molding, food & beverage, bus/truck, paints and solvents, hydraulics.

Part Number							One Piece Couplings
	ID	OD		Max WP	Min BR	Weight	
	in	in	mm	psi	in	lbs/ft	
TBX-06C	3/8	0.53	13.5	1,160	1.0	0.10	T
TBX-08C	1/2	0.69	17.5	870	1.5	0.15	T
TBX-12C	3/4	0.95	24.2	870	2.5	0.26	T
TBX-16C	1	1.25	31.7	725	3.0	0.36	T

⚠ WARNING!

• Consult the Chemical Resistance Guide for compatibility.

BECAUSE WE CONTINUALLY EXAMINE WAYS TO IMPROVE OUR PRODUCTS, WE RESERVE THE RIGHT TO ALTER SPECIFICATIONS WITHOUT NOTICE.





Composite Hose & Fittings

CP25 COMPOSITE - CHEMICAL HOSE (PG)



Tube: White polypropylene film
Cover: Green PVC coated polyester
Inner Wire: Polypropylene coated steel
Outer Wire: Galvanized steel
Temperature: -40°C to +100°C (-40°F to +212°F)
Application: In-plant, tank truck, rail car, liquid chemical suction and discharge.
 EN135765, USCG

Branding: CP25-300 3" CHEMICAL HOSE 250 PSI MAX WP





Part Number			Vacuum Inches			Standard Pack
	ID	Max WP	Inches	Min BR	Weight	
	in	psi	Hg	in	lbs/ft	
CP25-100	1	250	26	4.0	0.52	131' - Coil
CP25-150	1-½	250	26	5.5	0.90	131' - Coil
CP25-200	2	250	26	7.1	1.37	131' - Coil
CP25-300	3	250	26	11.0	2.11	131' - Coil
CP25-400	4	250	26	16.0	3.20	131' - Coil

CP45 COMPOSITE - PTFE HOSE (SS)



Lining: White Nanotech PTFE
Cover: Red PVC coated polyester
Inner Wire: 316 stainless
Outer Wire: 316 stainless
Temperature: -40°C to +100°C (-40°F to +212°F)
Application: Nanotechnology is flexible, superbly durable and highly puncture resistant to tears and cuts. Nanotec is 100% (DuPont) Teflon with zero permeability. It is superior to standard "skived" Teflon films that are typically found in most competing chemical composite hoses. EN135765, USCG

Branding: FORSAFLEX CP45-300 3" PTFE - NANO HOSE 200 PSI MAX WP

Part Number			Vacuum Inches			Standard Pack
	ID	Max WP	Inches	Min BR	Weight	
	in	psi	Hg	in	lbs/ft	
CP45-100	1	200	26	4.0	0.52	131' - Coil
CP45-150	1-½	200	26	4.0	0.75	131' - Coil
CP45-200	2	200	26	6.0	1.05	131' - Coil
CP45-300	3	200	26	10.0	1.50	131' - Coil
CP45-400	4	200	26	12.0	2.43	131' - Coil

⚠ WARNING!

• The temperature of the medium must be lower than its boiling point.





BECAUSE WE CONTINUALLY EXAMINE WAYS TO IMPROVE OUR PRODUCTS, WE RESERVE THE RIGHT TO ALTER SPECIFICATIONS WITHOUT NOTICE.

CP30 COMPOSITE - PETROLEUM HOSE (GG)



Lining: White polypropylene
Cover: Black PVC coated polyester
Inner Wire: Galvanized steel
Outer Wire: Galvanized steel
Temperature: -40°C to +100°C (-40°F to +212°F)
Application: In-plant, tank truck, rail car, for both suction and discharge.
 EN135765, USCG

Branding: FORSAFLEX CP30-300 3" PETROLEUM HOSE 200 PSI MAX WP





Part Number			Vacuum Inches			Standard Pack
	ID in	Max WP psi	Hg	Min BR in	Weight lbs/ft	
CP30-200	2	200	26	6.0	1.15	131' - Coil
CP30-300	3	200	26	10.0	1.70	131' - Coil
CP30-400	4	200	26	12.0	2.75	131' - Coil
CP30-600	6	200	26	23.0	6.60	131' - Coil
CP30-800	8	200	26	32.0	8.93	131' - Coil
CP30-1000	10	200	26	40.0	15.20	82' - Coil

CP35 COMPOSITE - FUEL - VAPOR HOSE (AG)



Lining: White polypropylene film
Cover: Yellow PVC Coated Polyester
Inner Wire: Aluminum
Outer Wire: Galvanized
Temperature: -40°C - +85°C (-40°F to +185°F)
Application: To reduce hydro carbon emissions at fueling stations and fuel drop.

Branding: FORSAFLEX CP35-300 3" FUEL - VAPOUR HOSE 150 PSI MAX WP

Part Number			Vacuum Inches			Standard Pack
	ID in	Max WP psi	Hg	Min BR in	Weight lbs/ft	
CP35-200	2	150	20	6.0	0.90	131' - Coil
CP35-300	3	150	20	10.0	1.35	131' - Coil
CP35-400	4	150	20	12.0	2.12	131' - Coil

⚠ WARNING!

- The temperature of the medium must be lower than its boiling point.





BECAUSE WE CONTINUALLY EXAMINE WAYS TO IMPROVE OUR PRODUCTS, WE RESERVE THE RIGHT TO ALTER SPECIFICATIONS WITHOUT NOTICE.

CP60 COMPOSITE - WATER HOSE (GG)



Lining: White polypropylene
Cover: Blue PVC coated polyester
Inner Wire: Galvanized steel
Outer Wire: Galvanized steel
Temperature: -40°C to +80°C (-40°F to +176°F)
Application: CP60 is a very flexible hose preferred by many users for construction, dewatering, municipal, irrigation and mining applications.

Branding: FORSAFLEX CP60-600 6" WATER HOSE 200 PSI MAX WP

Part Number			Vacuum Inches			Standard Pack
	ID in	Max WP psi	Hg	Min BR in	Weight lbs/ft	
CP60-400	4	200	26	16.0	3.50	65'
CP60-600	6	200	26	23.0	7.70	65'
CP60-800	8	200	26	32.0	12.00	65'
CP60-1000	10	200	26	40.0	16.90	40'
CP60-1000	12	200	26	47.0	19.80	40'

CP60 COMPOSITE ASSEMBLIES - FIXED X FLOATING



Fixed x Floating

Part Number	Hose Size	Length	Fitting A	Fitting B	Weight / Assy
		ft			lbs
CP60-400FFL-10	4	10	Fixed 150lb	Floating 150lb	70.6
CP60-400FFL-20	4	20	Fixed 150lb	Floating 150lb	99.2
CP60-600FFL-10	6	10	Fixed 150lb	Floating 150lb	160.9
CP60-600FFL-20	6	20	Fixed 150lb	Floating 150lb	233.7
CP60-800FFL-10	8	10	Fixed 150lb	Floating 150lb	264.6
CP60-800FFL-20	8	20	Fixed 150lb	Floating 150lb	381.4
CP60-1000FFL-10	10	10	Fixed 150lb	Floating 150lb	363.8
CP60-1000FFL-20	10	20	Fixed 150lb	Floating 150lb	507.1
CP60-1200FFL-10	12	10	Fixed 150lb	Floating 150lb	551.3
CP60-1200FFL-20	12	20	Fixed 150lb	Floating 150lb	760.0

*Assembled with fixed x floating carbon steel 150lbs ANSI flanges

BECAUSE WE CONTINUALLY EXAMINE WAYS TO IMPROVE OUR PRODUCTS, WE RESERVE THE RIGHT TO ALTER SPECIFICATIONS WITHOUT NOTICE.

COMPOSITE FERRULES

COMPOSITE GASKETS



PLATED STEEL

Size	Part Number
1-1/2"	CPF-150
2"	CPF-200
2-1/2"	CPF-250
3"	CPF-300
4"	CPF-400
6"	CPF-600
8"	CPF-800
10"	CPF-1000
12"	CPF-1200

304 STAINLESS

Size	Part Number
1"	CPF-100-S4
1-1/2"	CPF-150-S4
2"	CPF-200-S4
2-1/2"	CPF-250-S4
3"	CPF-300-S4
4"	CPF-400-S4



NBR GASKETS

Size	Part Number
1"	CPS-100-NR
1-1/2"	CPS-150-NR
2"	CPS-200-NR
2-1/2"	CPS-250-NR
3"	CPS-300-NR
4"	CPS-400-NR
6"	CPS-600-NR
8"	CPS-800-NR
10"	CPS-1000-NR
12"	CPS-1200-NR

VITON GASKETS

Size	Part Number
1"	CPS-100-VI
1-1/2"	CPS-150-VI
2"	CPS-200-VI
2-1/2"	CPS-250-VI
3"	CPS-300-VI
4"	CPS-400-VI

COMPOSITE MALE NPT INSERTS



PLATED STEEL

Size	Part Number
1-1/2"	CPT-150
2"	CPT-200
2-1/2"	CPT-250
3"	CPT-300
4"	CPT-400
6"	CPT-600
8"	CPT-800

316 STAINLESS

Size	Part Number
1"	CPT-100-S6
1-1/2"	CPT-150-S6
2"	CPT-200-S6
2-1/2"	CPT-250-S6
3"	CPT-300-S6
4"	CPT-400-S6

UHMW

Size	Part Number
1"	CPT-100-UH
1-1/2"	CPT-150-UH
2"	CPT-200-UH
3"	CPT-300-UH

ALUMINUM

Size	Part Number
3"	CPT-300-AL
4"	CPT-400-AL



COMPOSITE GROOVED INSERTS



PLATED STEEL

Size	Part Number
2"	CPG-200
3"	CPG-300
4"	CPG-400
6"	CPG-600
8"	CPG-800
10"	CPG-1000
12"	CPG-1200

316 STAINLESS

Size	Part Number
2"	CPG-200-S6
3"	CPG-300-S6
4"	CPG-400-S6

BECAUSE WE CONTINUALLY EXAMINE WAYS TO IMPROVE OUR PRODUCTS, WE RESERVE THE RIGHT TO ALTER SPECIFICATIONS WITHOUT NOTICE.

Composite Hose & Fittings

COMPOSITE FIXED FLANGES



PLATED STEEL 150lbs FIXED FLANGE

Size	Part Number
4"	CPFF-400
6"	CPFF-600
8"	CPFF-800
10"	CPFF-1000
12"	CPFF-1200

316 STAINLESS 150lbs FIXED FLANGE

Size	Part Number
2"	CPFF-200-S6
3"	CPFF-300-S6
4"	CPFF-400-S6

COMPOSITE TURN BACK AND FLOATING FLANGES



PLATED STEEL 150lbs TURN BACK

Size	Part Number
4"	CPTB-400
6"	CPTB-600
8"	CPTB-800
10"	CPTB-1000
12"	CPTB-1200

316 STAINLESS 150lbs TURN BACK

Size	Part Number
2"	CPTB-200-S6
3"	CPTB-300-S6
4"	CPTB-400-S6

COMPOSITE CAMLOCKS TYPE C



ALUMINUM RING LOK

Size	Part Number
2"	CPAL-C200-RL
3"	CPAL-C300-RL
4"	CPAL-C400-RL

316 STAINLESS STEEL - RING LOK

Size	Part Number
2"	CPSS-C200-RL
3"	CPSS-C300-RL
4"	CPSS-C400-RL

COMPOSITE CAMLOCKS TYPE E



ALUMINUM RING LOK

Size	Part Number
2"	CPAL-E200
3"	CPAL-E300
4"	CPAL-E400

316 STAINLESS STEEL RING LOK

Size	Part Number
2"	CPSS-E200
3"	CPSS-E300
4"	CPSS-E400

BECAUSE WE CONTINUALLY EXAMINE WAYS TO IMPROVE OUR PRODUCTS, WE RESERVE THE RIGHT TO ALTER SPECIFICATIONS WITHOUT NOTICE.

DF10 DIESEL EXHAUST FLUID (DEF)



Tube: Polyurethane
Reinforcement: Synthetic fiber
Cover: Black specially blended TPR
Temperature: -20°C to +65°C (-4°F to +149°F)
Application: DF10 Dispensing Hose is specifically designed to convey the high-purity, aqueous urea solution (DEF). **Not for submersion applications.**

Branding: FORSAFLEX DF10-075 3/4" DEF HOSE 210 PSI MAX ISO-22241

Part Number	ID		OD		Max WP psi (20°C / 70°F)	Weight lbs/ft	Standard Pack
	in	mm	in	mm			
DF10-050	1/2	12.7	0.75	19.1	210	0.20	200' - Coil
DF10-075	3/4	19.0	1.03	26.2	210	0.24	200' - Coil
DF10-100	1	25.4	1.33	33.8	210	0.42	200' - Coil

DF20 DIESEL EXHAUST FLUID (DEF)



Tube: Polyurethane
Reinforcement: Synthetic fiber with steel helix
Cover: Blue specially blended TPR
Temperature: -20°C to +65°C (-4°F to +149°F)
Application: Truck delivery and tank unloading can be used in both suction and discharge applications. **Not for submersion applications.**

Branding: FORSAFLEX DF20-100 1" DEF SUCTION HOSE 175 PSI MAX WP ISO-22241

Part Number	ID		OD		Max WP psi (20°C / 70°F)	Weight lbs/ft	Standard Pack
	in	mm	in	mm			
DF20-100	1	25.4	1.42	36.1	175	0.45	200' - Coil
DF20-125	1-1/4	31.8	1.66	42.2	175	0.52	200' - Coil
DF20-150	1-1/2	38.1	2.01	51.0	175	0.77	200' - Coil
DF20-200	2	50.8	2.51	63.8	175	1.075	200' - Coil

BECAUSE WE CONTINUALLY EXAMINE WAYS TO IMPROVE OUR PRODUCTS, WE RESERVE THE RIGHT TO ALTER SPECIFICATIONS WITHOUT NOTICE.

DEF - Hose & Fittings

DEF FITTINGS - 316 STAINLESS STEEL



MALE NPT SOLID STAINLESS

Hose x Thread Size	Part Number
1/2" x 1/2"	DF08-08MP-SS
3/4" x 3/4"	DF12-12MP-SS
1" x 1"	DF16-16MP-SS
1 1/4" x 1 1/4"	DF20-20MP-SS
1 1/2" x 1 1/2"	DF24-24MP-SS
2" x 2"	DF32-32MP-SS



MALE NPT SWIVEL STAINLESS

Hose x Thread Size	Part Number
1/2" x 1/2"	DF08-08MPX-SS
3/4" x 3/4"	DF12-12MPX-SS
1" x 1"	DF16-16MPX-SS



MALE BSPP SWIVEL STAINLESS

Hose x Thread Size	Part Number
3/4" x 3/4"	DF12-12MBSPPX-SS
1" x 1"	DF16-16MBSPPX-SS



FEMALE BSPP FLAT FACE SWIVEL STAINLESS

Hose x Thread Size	Part Number
3/4" x 3/4"	DF12-12FBSPX-SS
1" x 1"	DF16-16FBSPX-SS



DEF STAINLESS MALE CAMLOCK

Fitting Size	Part No.
1-1/2"	DFSS-E150
2"	DFSS-E200
3"	DFSS-E300



DEF STAINLESS FEMALE CAMLOCK

Fitting Size	Part No.
1-1/2"	DFSS-C150
2"	DFSS-C200
3"	DFSS-C300



DEF FERRULE





Size	Part Number
1/2"	170-08
3/4"	170-12
1"	170-16
1-1/4"	DEF-125F
1-1/2"	DEF-150F
2"	DEF-200F

BECAUSE WE CONTINUALLY EXAMINE WAYS TO IMPROVE OUR PRODUCTS, WE RESERVE THE RIGHT TO ALTER SPECIFICATIONS WITHOUT NOTICE.

DV10 TPR-W



- Tube:** TPR thermoplastic rubber hose
- Reinforcement:** Steel wire helix with orange wear strip
- Temperature:** -50°C to +135°C (-58°F to +275°F)
- Application:** TPR duct is well suited to most industrial ventilation and light material handling applications, and is also resistant to a wide variety of chemicals and solvents. The unique, flexible rubber compound has excellent tear and puncture resistance and functions well over a wide temperature range.

Part Number			Vacuum Inches			Standard Pack
	ID in	Max WP psi	Hg	Min BR in	Weight lbs/ft	
DV10-200	2	19	28	3.5	0.25	25'- Coil
DV10-300	3	11	28	4.3	0.40	25'- Coil
DV10-400	4	9	25	6.5	0.67	25'- Coil
DV10-500	5	8	15	8.0	0.85	25'- Coil
DV10-600	6	7	11	8.8	0.87	25'- Coil
DV10-700	7	5	9	10.0	1.00	25'- Coil
DV10-800	8	4.5	5	12.0	1.20	25'- Coil
DV10-1000	10	4	5	12.5	2.20	25'- Coil
DV10-1200	12	3	4	13.7	2.70	25'- Coil
DV10-1400	14	2	2	18.0	3.00	25'- Coil





BECAUSE WE CONTINUALLY EXAMINE WAYS TO IMPROVE OUR PRODUCTS, WE RESERVE THE RIGHT TO ALTER SPECIFICATIONS WITHOUT NOTICE.

Ducting & Vacuum

DV22 URETHANE CLEAR - MD



Tube: Clear polyurethane
Reinforcement: Bronze coated steel helix
Temperature: -53°C to +93°C (-65°F to +200°F)
Application: Polyurethane provides a much better abrasion and puncture resistance than PVC, and has the added benefits of excellent chemical and oil resistance as well as a wide temperature range.




Part Number			Vacuum Inches			Standard Pack
	ID in	Max WP psi	Hg	Min BR in	Weight lbs/ft	
DV22-200	2	30	28	3.0	0.25	25' - Coil
DV22-300	3	29	28	5.0	0.40	25' - Coil
DV22-400	4	25	28	6.5	0.70	25' - Coil
DV22-500	5	22	26	7.5	0.90	25' - Coil
DV22-600	6	19	23	8.5	1.00	25' - Coil
DV22-700	7	16	18	10.5	1.20	25' - Coil
DV22-800	8	14	13	12.0	1.50	25' - Coil
DV22-1000	10	11	6	14.0	1.60	25' - Coil
DV22-1200	12	10	5	16.0	2.00	25' - Coil
DV22-1400	14	8	3	18.0	2.50	25' - Coil
DV22-1600	16	2	2	24.0	4.23	25' - Coil

BECAUSE WE CONTINUALLY EXAMINE WAYS TO IMPROVE OUR PRODUCTS, WE RESERVE THE RIGHT TO ALTER SPECIFICATIONS WITHOUT NOTICE.



DV30 STANDARD VAC (Z VAC)




Cover: Gray single wall polyethylene
Temperature: -40°C to +65°C (-40°F to +150°F)
Application: A flexible lightweight hose for vacuuming wet or dry materials.

Part Number			Vacuum Inches		Standard Pack
	ID in	Max WP psi	Hg	Weight lbs/ft	
DV30-125	1-¼	13	21	0.17	50'- Coil
DV30-150	1-½	13	21	0.25	50'- Coil




DV40 COMMERCIAL VAC (G VAC)

Tube: Black polyethylene
Cover: Blue polyethylene
Temperature: -40°C to +65°C (-40°F to +150°F)
Application: This crush-proof dual wall hose is designed to handle chemicals and temperatures encountered in professional carpet steam cleaning operations. The flat exterior cap prevents hang-ups around corners and therefore is also excellent for commercial car vacuum stations.

Part Number			Vacuum Inches		Standard Pack
	ID in	Max WP psi	Hg	Weight lbs/ft	
DV40-150	1-½	13	21	0.32	50'- Coil
DV40-200	2	13	21	0.49	50'- Coil
DV40-300	3	8	21	0.73	50'- Coil
DV40-400	4	8	21	1.10	50'- Coil


DV35 CUFFS



Part Number	
	ID in
DV35-125	1-¼
DV35-150	1-½
DV35-200	2

DV38 JOINER



Part Number	
	ID in
DV38-125	1-¼
DV38-150	1-½
DV38-200	2

BECAUSE WE CONTINUALLY EXAMINE WAYS TO IMPROVE OUR PRODUCTS, WE RESERVE THE RIGHT TO ALTER SPECIFICATIONS WITHOUT NOTICE.

Food Hose



FT41 FOOD GRADE PVC CLEARBRAID



Tube: Clear PVC, FDA, USDA, 3A, NSF, UL, RoHS
Reinforcement: Synthetic Fiber
Cover: Clear PVC
Temperature: -4°C to +65°C (+25°F to +150°F)
Application: Its clear non-toxic tube makes it an excellent choice for marine, drinking water lines, beverage dispensing, potable water supply or in food processing applications and carpet cleaning.

Part Number	ID		OD		Max WP	Weight	Standard Pack
	in	mm	in	mm	psi @ 20°C / 70°F	lbs/ft	
FT41-019	3/16	4.8	0.16	4.0	250	0.04	100' - Coil
FT41-025	1/4	6.4	0.44	11.2	250	0.06	100' - Coil
FT41-031	5/16	7.9	0.53	13.5	250	0.08	100' - Coil
FT41-038	3/8	9.5	0.59	15.0	225	0.09	100' - Coil
FT41-050	1/2	12.7	0.75	19.0	200	0.13	100' - Coil
FT41-063	5/8	15.9	0.89	22.6	200	0.18	200' - Coil
FT41-075	3/4	19.1	1.03	26.2	150	0.22	100' - Coil
FT41-100	1	25.4	1.30	33.0	125	0.30	100' - Coil
FT41-125	1-1/4	31.8	1.62	41.1	100	0.45	100' - Coil
FT41-150	1-1/2	38.1	1.94	49.3	100	0.64	100' - Coil
FT41-200	2	50.8	2.49	63.3	75	0.94	100' - Coil



FT45 FOOD GRADE PVC - OIL



Tube : Clear PVC, FDA, USDA, 3A, NSF, UL, RoHS
Reinforcement: Steel Wire Helix
Cover: Clear PVC
Temperature: -4°C to +65°C (+25°F to +150°F)
Application: Its clear non-toxic tube makes it an excellent choice for marine, drinking water lines, beverage dispensing, potable water supply or in food processing applications and carpet cleaning.

Part Number	ID		OD		Max WP	Vacuum Inches Hg	Weight	Standard Pack
	in	mm	in	mm	psi @ 20°C / 70°F	20°C / 70°F	lbs/ft	
FT45-025 *	1/4	6.4	0.46	11.7	150	29	0.07	100' - Coil
FT45-038 *	3/8	9.5	0.60	15.2	100	29	0.11	100' - Coil
FT45-050	1/2	12.7	0.75	19.0	100	29	0.15	100' - Coil
FT45-063	5/8	15.9	0.89	22.6	100	29	0.19	100' - Coil
FT45-075	3/4	19.1	1.03	26.2	70	29	0.24	100' - Coil
FT45-100	1	25.4	1.30	33.0	70	29	0.33	100' - Coil
FT45-125	1-1/4	31.8	1.61	40.9	70	29	0.50	50' - Coil
FT45-150	1-1/2	38.1	1.86	47.2	50	29	0.58	50' - Coil
FT45-200	2	50.8	2.39	60.7	50	29	0.84	50' - Coil
FT45-300	3	76.2	3.50	88.9	50	29	1.62	50' - Coil





* Standard PVC - Not oil resistant Class A.



FT44 CLEAR FOOD GRADE PVC



Construction: Clear PVC FDA and RoHS requirements
Temperature: -4°C to +65°C (+25°F to +150°F)
Application: Non-toxic clear food grade PVC tubing for general use applications.






Part Number						Standard Pack
	ID	OD		Max WP	Weight	
	in	in	mm	psi @ 20°C / 70°F	lbs/ft	
FT44-013-025	1/8	0.25	6.4	65	0.02	100' - Box
FT44-019-031	3/16	0.31	7.9	55	0.03	100' - Box
FT44-025-038	1/4	0.38	9.7	55	0.03	100' - Box
FT44-025-050	1/4	0.50	12.7	60	0.08	100' - Box
FT44-031-043	5/16	0.43	10.9	50	0.04	100' - Box
FT44-038-050	3/8	0.50	12.7	45	0.05	100' - Box
FT44-038-056	3/8	0.56	14.2	50	0.08	100' - Box
FT44-038-063	3/8	0.63	15.2	55	0.11	100' - Box
FT44-050-063	1/2	0.63	15.2	30	0.06	100' - Box
FT44-050-075	1/2	0.75	19.0	45	0.13	100' - Box
FT44-063-081	5/8	0.81	20.6	35	0.12	100' - Box
FT44-063-088	5/8	0.88	22.4	40	0.16	100' - Box
FT44-075-100	3/4	1.00	25.4	35	0.19	100' - Box
FT44-088-113	7/8	1.13	28.7	30	0.21	100' - Box
FT44-100-125	1	1.25	31.8	25	0.24	100' - Box
FT44-125-150	1-1/4	1.50	38.1	20	0.30	50' - Box
FT44-150-200	1-1/2	2.00	50.8	35	0.75	50' - Box
FT44-200-250	2	2.50	63.5	35	0.96	50' - Box



FB04 WE FOOD SUCTION HOSE - STATIC WIRE



Tube & Cover: Clear FDA approved PVC.
Reinforcement: Clear PVC helix with static wire
Temperature: -20°C to +66°C (-4°F to +150°F)
Application: Pneumatic conveying systems for powder, pellets or granular materials.

Part Number						
	ID	OD		Max WP	Vacuum Inches Hg	Weight
	in	in	mm	psi @ 20°C / 70°F	20°C / 70°F	lbs/ft
FB04-125	1-1/4	1.65	42.0	50	28	0.33
FB04-150	1-1/2	1.93	49.0	50	28	0.43
FB04-200	2	2.40	63.0	40	24	0.58
FB04-250	2-1/2	2.99	76.5	40	24	0.89
FB04-300	3	3.64	91.5	40	24	1.25
FB04-400	4	4.72	120.0	35	24	1.93
FB04-500	5	5.74	146.0	30	20	2.40
FB04-600	6	6.81	175.5	30	26	3.70

Food Hose



FT10 NITRILE FOOD - POTABLE WATER HOSE

Tube: White smooth non-toxic FDA compliant nitrile rubber
Reinforcement: Multiple layers of mildew resistant synthetic fabric with wire helix
Cover: Blue flat corrugated, ozone and abrasion resistant rubber
Temperature: -40°C to +100°C (-40°F to +212°F)
Application: A very flexible hose for potable water, fatty and oily edible liquids. Used for gravity flow, pressure or suction applications in tank transfer or in-plant.

Branding: FORSAFLEX FT10-300 3" EXTRAFLEX NITRILE FOOD SUCTION - POTABLE WATER HOSE 150 MAX PSI

Part Number	ID		OD		Max WP	Min BR	Weight	Standard Pack
	in	mm	in	mm	psi @ 20°C / 70°F	in	lbs/ft	
FT10-200	2	50.8	2.52	64.0	150	6.0	1.00	100' - Coil
FT10-300	3	76.2	3.58	91.0	150	8.0	1.69	100' - Coil

WD40 POTABLE WATER HOSE



Tube: White PVC
Reinforcement: Synthetic fiber
Cover: Blue PVC
Temperature: -23°C to +65°C (-10°F to +150°F)
Application: A high purity, quality potable water hose, specifically designed for temporary water supply and bypass application.

Part Number	ID		OD		Max WP	Weight	Standard Pack
	in	mm	in	mm	psi @ 20°C / 70°F	lbs/ft	
WD40-075	¾	19.0	1.13	28.6	250	0.34	500' - Coil
WD40-200	2	50.8	2.48	63.0	110	0.96	100' - Coil

BECAUSE WE CONTINUALLY EXAMINE WAYS TO IMPROVE OUR PRODUCTS, WE RESERVE THE RIGHT TO ALTER SPECIFICATIONS WITHOUT NOTICE.



PRESSURE WASH HOSE

Tube: Black synthetic rubber
Reinforcement: One/two braids of high tensile steel wire
Cover: Smooth black, blue, gray (yellow – oil resistant) abrasion & weather resistant synthetic rubber
Packaging: 50', 100' and reels
Application: Pressure wash equipment.

Part Number	Cover	Max Temp		Steam Service	ID in	OD in	Max WP psi	Min BR in	Weight lbs/ft	Coupling
		°F	°C							
PW4-06	Black	250	121	No	3/8	0.61	4,000	4.0	0.24	E
PW4B-04	Blue	250	121	No	1/4	0.48	4,000	3.0	0.19	E
PW4B-06	Blue	250	121	No	3/8	0.61	4,000	4.0	0.24	E
PW4G-06	Gray	250	121	No	3/8	0.61	4,000	4.0	0.24	E
PW4Y-06	Yellow	250	121	No	3/8	0.61	4,000	4.0	0.24	E
PW6-06	Black	250	121	No	3/8	0.67	6,000	6.0	0.39	E
PW6B-06	Blue	250	121	No	3/8	0.67	6,000	6.0	0.39	E
PW6G-06	Gray	250	121	No	3/8	0.67	6,000	6.0	0.39	E

PW PRESSURE WASH ASSEMBLIES



Part Number	Cover	Max Temp		Steam Service	ID in	Length	Max WP psi	Fitting A	Fitting B
		°F	°C						
PW4-06MMS50	Black	250	121	No	3/8	50'	4,000	NPT-Solid	NPT-Swivel
PW4-06MMS75	Black	250	121	No	3/8	75'	4,000	NPT-Solid	NPT-Swivel
PW4-06MMS100	Black	250	121	No	3/8	100'	4,000	NPT-Solid	NPT-Swivel
PW4B-06MMS50	Blue	250	121	No	3/8	50'	4,000	NPT-Solid	NPT-Swivel
PW4B-06MMS75	Blue	250	121	No	3/8	75'	4,000	NPT-Solid	NPT-Swivel
PW4B-06MMS100	Blue	250	121	No	3/8	100'	4,000	NPT-Solid	NPT-Swivel
PW4Y-06MMS50	Yellow	250	121	No	3/8	50'	4,000	NPT-Solid	NPT-Swivel
PW4Y-06MMS75	Yellow	250	121	No	3/8	75'	4,000	NPT-Solid	NPT-Swivel
PW4Y-06MMS100	Yellow	250	121	No	3/8	100'	4,000	NPT-Solid	NPT-Swivel
PW4G-06MMS50	Gray	250	121	No	3/8	50'	4,000	NPT-Solid	NPT-Swivel
PW4G-06MMS75	Gray	250	121	No	3/8	75'	4,000	NPT-Solid	NPT-Swivel
PW4G-06MMS100	Gray	250	121	No	3/8	100'	4,000	NPT-Solid	NPT-Swivel
PW6-06MMS50	Black	250	121	No	3/8	50'	6,000	NPT-Solid	NPT-Swivel
PW6-06MMS75	Black	250	121	No	3/8	75'	6,000	NPT-Solid	NPT-Swivel
PW6-06MMS100	Black	250	121	No	3/8	100'	6,000	NPT-Solid	NPT-Swivel
PW6B-06MMS50	Blue	250	121	No	3/8	50'	6,000	NPT-Solid	NPT-Swivel
PW6B-06MMS75	Blue	250	121	No	3/8	75'	6,000	NPT-Solid	NPT-Swivel
PW6B-06MMS100	Blue	250	121	No	3/8	100'	6,000	NPT-Solid	NPT-Swivel
PW6G-06MMS50	Gray	250	121	No	3/8	50'	6,000	NPT-Solid	NPT-Swivel
PW6G-06MMS75	Gray	250	121	No	3/8	75'	6,000	NPT-Solid	NPT-Swivel
PW6G-06MMS100	Gray	250	121	No	3/8	100'	6,000	NPT-Solid	NPT-Swivel

SK20 STEAM CLEANER/PRESSURE WASH HOSE



- Tube:** Black synthetic rubber
- Reinforcement:** Two braids of high tensile steel wire
- Cover:** Smooth black oil and abrasion resistant synthetic rubber
- Packaging:** Packaging: Reels
- Application:** Is used on either steam cleaner machines or combination steam cleaner/pressure wash machines.

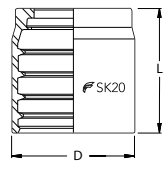
STEAM SERVICE - UP TO 325°F (163°C)

Part Number	ID		OD		Max WP	Min BR		Weight	Two Piece Ferrule	Two Piece Insert
	in	mm	in	mm	psi	in	mm	lbs/ft		
SK20-06	3/8	14.8	0.58	14.8	350	4.0	101.6	0.28	SK20-06F	SK06-06MP
SK20-08	1/2	20.4	0.80	20.4	350	4.5	114.3	0.35	SK20-08F	SK08-08MP

WATER SERVICE - UP TO 250°F (121°C)

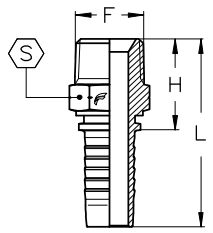
Part Number	ID		OD		Max WP	Min BR		Weight	Two Piece Ferrule	Two Piece Insert
	in	mm	in	mm	psi	in	mm	lbs/ft		
SK20-06	3/8	14.8	0.58	14.8	6,000	4.0	101.6	0.28	SK20-06F	SK06-06MP
SK20-08	1/2	20.4	0.80	20.4	6,000	4.5	114.3	0.35	SK20-08F	SK08-08MP

SK20 NO SKIVE FERRULE



Part Number	ID	D	L
	in	mm	mm
SK20-06F	3/8	25.0	28.0
SK20-08F	1/2	28.0	28.0

SK20 TWO PIECE INSERT



Part Number	ID	F	H	
	in		mm	in
SK06-06MP	3/8	3/8 - 18	28.6	1.12
SK08-08MP	1/2	1/2 - 14	35.0	1.38

SK20 - STEAM CLEANER ASSEMBLY

Part Number	ID	Length	Fitting A	Fitting B
	in			
SK20-06MM50	3/8	50	NPT-Solid	NPT-Solid
SK20-06MM100	3/8	100	NPT-Solid	NPT-Solid
SK20-08MM50	1/2	50	NPT-Solid	NPT-Solid
SK20-08MM100	1/2	100	NPT-Solid	NPT-Solid

BECAUSE WE CONTINUALLY EXAMINE WAYS TO IMPROVE OUR PRODUCTS, WE RESERVE THE RIGHT TO ALTER SPECIFICATIONS WITHOUT NOTICE.



WBD WATERBLAST HOSE

Tube: Black synthetic rubber
Reinforcement: Four spiral wire
Cover: Black abrasion and weather resistant rubber
Temperature: -30°C to +70°C (-22°F to +158°F)
Application: Very high pressure water blasting.

Branding: WBD15-08 1/2" WATERBLAST 16000 PSI MAX WP

Part Number						
	in	in	mm	psi	in	lbs/ft
WBD10-08	1/2	0.97	24.6	10,000	8.0	0.61
WBD10-12	3/4	1.27	32.2	10,000	8.3	0.98
WBD10-16	1	1.53	38.9	10,000	12.6	1.34
WBD15-06	3/8	0.84	21.4	18,000	6.0	0.58
WBD15-08	1/2	1.00	25.4	16,000	8.0	0.76
WBD15-12	3/4	1.26	32.0	14,500	11.0	1.14
WBD20-08	1/2	1.16	29.5	20,000	8.0	0.97



Part Number	ID	Max WP	Length	Fitting
	in	psi	feet	
WBD10-08MM25	1/2	10,000	25	Male NPT
WBD10-08MM50	1/2	10,000	50	Male NPT
WBD15-06MM6	3/8	18,000	6	Male NPT
WBD15-06MM10	3/8	18,000	10	Male NPT
WBD15-06MM25	3/8	18,000	25	Male NPT
WBD15-06MM50	3/8	18,000	50	Male NPT
WBD15-06MM100	3/8	18,000	100	Male NPT
WBD15-08MM6	1/2	16,000	6	Male NPT
WBD15-08MM10	1/2	16,000	10	Male NPT
WBD15-08MM25	1/2	16,000	25	Male NPT
WBD15-08MM50	1/2	16,000	50	Male NPT
WBD15-08MM100	1/2	16,000	100	Male NPT
WBD15-12MM25	3/4	14,500	25	Male NPT
WBD15-12MM50	3/4	14,500	50	Male NPT
WBD15-12MM100	3/4	14,500	100	Male NPT
WBD10-16MM25	1	10,000	25	Male NPT
WBD10-16MM50	1	10,000	50	Male NPT
WBD10-16MM100	1	10,000	100	Male NPT
WBD15-08EE50	1/2	16,000	50	F - Metric
WBD20-08EE50	1/2	20,000	50	F - Metric

*All Waterblast hose is tested and sold as factory assemblies only.
 Other lengths available. Consult factory.

BECAUSE WE CONTINUALLY EXAMINE WAYS TO IMPROVE OUR PRODUCTS, WE RESERVE THE RIGHT TO ALTER SPECIFICATIONS WITHOUT NOTICE.

High Pressure Cleaning

QWB - WATERBLAST COUPLING

Application: Waterblast
Interchangeability: Dixon EA, Parker WB, Aeroquip FD69, Snap-Tite 56
Temperature Range: -40°C to +70°C (-40°F to +158°F)



Part Number	Size	Thread Size	Max WP	Material	Locking Method
			psi		
QWBC86FP	1/2"	3/8" F - NPT	10,000	Steel	Ball Bearing
QWBC88FP	1/2"	1/2" F - NPT	10,000	Steel	Ball Bearing



Part Number	Size	Thread Size	Max WP	Material
			psi	
QWBN86FP	1/2"	3/8" F - NPT	10,000	Steel
QWBN88FP	1/2"	1/2" F - NPT	10,000	Steel

QWS - WATERBLAST SCREW TO CONNECT

Application: Waterblast
Interchangeability: Dixon 4TDF4-SS, Spirstar, CQD, DNP CRS
Temperature Range: -40°C to +70°C (-40°F to +158°F)



Part Number	Size	Thread Size	Max WP	Material
			psi	
QWSC86FP-S6	1/2"	3/8" F - NPT	15,000	316 Stainless
QWSC88FP-S6	1/2"	1/2" F - NPT	15,000	316 Stainless








Part Number	Size	Thread Size	Max WP	Material
			psi	
QWSN86FP-S6	1/2"	3/8" F - NPT	15,000	316 Stainless
QWSN88FP-S6	1/2"	1/2" F - NPT	15,000	316 Stainless

BECAUSE WE CONTINUALLY EXAMINE WAYS TO IMPROVE OUR PRODUCTS, WE RESERVE THE RIGHT TO ALTER SPECIFICATIONS WITHOUT NOTICE.






SEWER CLEANING HOSE



- Tube:** Yellow olefin
- Reinforcement:** Synthetic fiber
- Cover:** Polyurethane - orange for 2500 psi, blue for 3000 psi, green for 4,000 psi, red for 5,000 psi.
- Temperature:** -40°C to +71°C (-40°F to +160°F)
- Packaging:** Coils
- Application:** Sewer Cleaning hose is constructed from materials selected to provide rugged and reliable service under the most severe and demanding conditions found in high pressure sewer cleaning.

Part Number	Cover							Standard Pack
		in	in	mm	psi	in	lbs/ft	
SCH-2500-16-500	Orange	1	1.46	37.0	2,500	6.0	0.40	500' - Roll
SCH-2500-16-600	Orange	1	1.46	37.0	2,500	6.0	0.40	600' - Roll
SCH-2500-16-800	Orange	1	1.46	37.0	2,500	6.0	0.40	800' - Roll
SCH-3000-16-500	Blue	1	1.46	37.0	3,000	8.0	0.41	500' - Roll
SCH-3000-16-600	Blue	1	1.46	37.0	3,000	8.0	0.41	600' - Roll

Factory Crimped with Male NPT each end

Part Number	Cover							Standard Pack
		in	in	mm	psi	in	lbs/ft	
SLGR-02	Green	1/8	0.32	8.1	4,000	1.3	0.04	Coil
SLGR-03	Green	3/16	0.41	10.4	4,000	1.8	0.05	Coil
SLGR-04	Green	1/4	0.50	12.7	4,000	2.5	0.06	Coil
SLGR-06	Green	3/8	0.65	16.5	4,000	3.0	0.11	Coil
SLGR-08	Green	1/2	0.83	21	4,000	4.0	0.16	Coil
SLRD-04	Red	1/4	0.50	12.2	5,000	2.5	0.05	Coil
SLRD-06	Red	3/8	0.65	16.5	5,000	3.0	0.13	Coil





BECAUSE WE CONTINUALLY EXAMINE WAYS TO IMPROVE OUR PRODUCTS, WE RESERVE THE RIGHT TO ALTER SPECIFICATIONS WITHOUT NOTICE.



MT10 THUNDERBLAST SANDBLAST HOSE - 4PLY

Tube: Black abrasion resistant rubber
Reinforcement: Synthetic fiber
Cover: Black static conductive synthetic rubber
Temperature: -32°C to +82°C (-25°F to +180°F)
Application: For conducting sand, steel shot, and other abrasives for blast cleaning.

Branding: FORSAFLEX MT10-100 1" THUNDERBLAST HOSE 175 PSI MAX WP

Part Number						Standard Pack
	ID	OD		Max WP	Weight	
	in	in	mm	psi	lbs/ft	
MT10-050	1/2	1-3/16	t27.0	175	0.38	50', 100' - Coil
MT10-075	3/4	1-1/2	38.0	175	0.69	50', 100', 200' - Coil
MT10-100	1	1-7/8	48.0	175	1.03	50', 100', 200' - Coil
MT10-125	1-1/4	2-5/32	54.0	175	1.23	50', 100', 200' - Coil
MT10-150	1-1/2	2-3/8	60.0	150	1.33	50', 100', 200' - Coil
MT10-200	2	2-7/8	72.0	150	1.66	50', 100', 200' - Coil

MT10 THUNDERBLAST ASSEMBLIES



Part Number	Hose Size	Fitting A	Fitting B	Length	Attaching Method
				ft	
MT10-050QQC50	1/2	Q05	Q05	50	Screws
MT10-075QQC50	3/4	Q1	Q1	50	Screws
MT10-100QQC50	1	Q2	Q2	50	Screws
MT10-125QQC50	1-1/4	Q3	Q3	50	Screws
MT10-150QQC50	1-1/2	Q4	Q4	50	Screws
MT10-050QNH50	1/2	Q05	NH05	50	Screws
MT10-075QNH50	3/4	Q1	NH1	50	Screws
MT10-100QNH50	1	Q2	NH2	50	Screws
MT10-125QNH50	1-1/4	Q3	NH3	50	Screws
MT10-150QNH50	1-1/2	Q4	NH4	50	Screws

* Aluminum fittings standard.

BECAUSE WE CONTINUALLY EXAMINE WAYS TO IMPROVE OUR PRODUCTS, WE RESERVE THE RIGHT TO ALTER SPECIFICATIONS WITHOUT NOTICE.



MT11 COMPACT THUNDERBLAST SANDBLAST HOSE - 2PLY

- Tube:** Black abrasion resistant rubber
- Reinforcement:** Synthetic fiber
- Cover:** Black static conductive synthetic rubber
- Temperature:** -32°C to +82°C (-25°F to +180°F)
- Application:** For conducting sand, steel shot, and other abrasives for blast cleaning.
- Branding:** FORSAFLEX MT11-100 1" THUNDERBLAST HOSE 175 PSI MAX WP

Part Number						Standard Pack
	ID	OD		Max WP	Weight	
	in	in	mm	psi	lbs/ft	
MT11-050	1/2	1-1/16	26.9	175	0.36	50', 100' - Coil
MT11-075	3/4	1-5/16	33.3	175	0.48	50', 100', 200' - Coil
MT11-100	1	1-1/2	38.1	175	0.78	50', 100', 200' - Coil
MT11-125	1-1/4	1-7/8	47.8	175	0.83	50', 100', 200' - Coil

MT11 THUNDERBLAST ASSEMBLIES



Part Number	Hose Size	Fitting A	Fitting B	Length	Attaching Method
				ft	
MT11-050QQC50	1/2	Q05A	Q05A	50	Screws
MT11-100QQC50	1	Q1	Q1	50	Screws
MT11-125QQC50	1-1/4	Q2	Q2	50	Screws
MT11-050QNH50	1/2	Q05A	NH05A	50	Screws
MT11-100QNH50	1	Q1	NH1	50	Screws
MT11-125QNH50	1-1/4	Q2	NH2	50	Screws

* Aluminum fittings standard.

BECAUSE WE CONTINUALLY EXAMINE WAYS TO IMPROVE OUR PRODUCTS, WE RESERVE THE RIGHT TO ALTER SPECIFICATIONS WITHOUT NOTICE.

CN10 EAGLECRETE® TEXTILE PLACEMENT



- Tube:** Black abrasion resistant synthetic rubber
- Reinforcement:** Synthetic cord
- Cover:** Black abrasion resistant synthetic rubber
- Temperature:** -40°C to +82°C (-40°F to +180°F)
- Application:** Conducting wet cement, plaster, grout, and concrete at high pressure.

Branding: FORSAFLEX CN10-200 2" EAGLECRETE TEXTILE PLACEMENT
1233 PSI MAX WP

Part Number	ID		OD		Max WP	Weight	Standard Pack
	in	mm	in	mm	psi	lbs/ft	
CN10-125	1-¼	31.8	1.93	49.0	800	0.85	100' - Coil
CN10-150	1-½	38.1	2.20	55.9	1233	1.07	100' - Coil
CN10-200	2	50.8	2.76	70.1	1233	1.43	100' - Coil
CN10-250	2-½	63.5	3.31	84.1	1233	1.96	100' - Coil
CN10-300	3	76.2	3.40	101.9	1233	2.72	100' - Coil
CN10-350	3-½	88.9	4.01	117.8	1233	3.51	100' - Coil
CN10-400	4	101.6	5.12	130.0	1233	3.96	100' - Coil
CN10-450	4-½	114.3	5.62	142.7	1233	4.22	100' - Coil
CN10-500	5	127.0	6.10	155.0	1000	4.90	100' - Coil

CN10 EAGLECRETE® TEXTILE ASSEMBLIES

HEAVY DUTY
= R



MALE NPT
= M



Part Number	Hose Size	Fitting A	Fitting B	Flange OD	Length	Attaching Method
				in	ft	
CN10-150MM50	1-½	M-NPT	M-NPT	--	50	Crimp
CN10-200MM25	2	M-NPT	M-NPT	--	25	Crimp
CN10-200MM50	2	M-NPT	M-NPT	--	50	Crimp
CN10-200RR25	2	Raised	Raised	3.1	25	Crimp
CN10-200RR50	2	Raised	Raised	3.1	50	Crimp
CN10-250RR25	2-½	Raised	Raised	3.3	25	Crimp
CN10-250RR50	2-½	Raised	Raised	3.3	50	Crimp
CN10-300RR10	3	Raised	Raised	4.2	10	Crimp
CN10-300RR12	3	Raised	Raised	4.2	12	Crimp
CN10-300RR20	3	Raised	Raised	4.2	20	Crimp
CN10-300RR25	3	Raised	Raised	4.2	25	Crimp
CN10-400RR10	4	Raised	Raised	5.2	10	Crimp
CN10-400RR20	4	Raised	Raised	5.2	20	Crimp
CN10-400RR25	4	Raised	Raised	5.2	25	Crimp
CN10-500RR10	5	Raised	Raised	6.3	10	Crimp

BECAUSE WE CONTINUALLY EXAMINE WAYS TO IMPROVE OUR PRODUCTS, WE RESERVE THE RIGHT TO ALTER SPECIFICATIONS WITHOUT NOTICE.

CN20 EAGLECRETE® WIRE PLACEMENT



- Tube:** Black abrasion resistant synthetic rubber
- Reinforcement:** Steel wire
- Cover:** Black abrasion resistant synthetic rubber
- Temperature:** -40°C to +82°C (-40°F to +180°F)
- Application:** Conducting wet cement, plaster, grout, and concrete at high pressure.

Branding: FORSAFLEX CN20-400 4" EAGLECRETE WIRE PLACEMENT 1300 PSI MAX WP

Part Number	ID		OD		Max WP	Weight	Standard Pack
	in	mm	in	mm	psi	lbs/ft	
CN20-200	2	50.8	2.76	70.1	1300	2.04	50' / 100' - Coil
CN20-250	2-½	63.5	3.46	87.9	1300	3.01	50' / 100' - Coil
CN20-300	3	76.2	4.02	102.1	1300	3.69	50' / 100' - Coil
CN20-400	4	101.6	5.12	130.0	1300	5.69	10' / 100' - Coil
CN20-500	5	127.0	6.10	155.0	1300	6.47	10' / 100' - Coil

CN20 EAGLECRETE® WIRE ASSEMBLIES

HEAVY DUTY
= R



148MM
= E



Part Number	Hose Size	Fitting A	Fitting B	Flange OD		Length	Attaching Method
				in	mm		
CN20-200RR25	2	Raised	Raised	3.1	79.0	25	Crimp
CN20-200RR50	2	Raised	Raised	3.1	79.0	50	Crimp
CN20-250RR25	2-½	Raised	Raised	3.3	83.8	25	Crimp
CN20-250RR50	2-½	Raised	Raised	3.3	83.8	50	Crimp
CN20-300RR10	3	Raised	Raised	4.2	106.7	10	Crimp
CN20-300RR50	3	Raised	Raised	4.2	106.7	50	Crimp
CN20-400RR10	4	Raised	Raised	5.2	132.7	10	Crimp
CN20-400RR12	4	Raised	Raised	5.2	132.7	12	Crimp
CN20-400RR20	4	Raised	Raised	5.2	132.7	20	Crimp
CN20-500RR10	5	Raised	Raised	6.3	160.0	10	Crimp
CN20-500RR12	5	Raised	Raised	6.3	160.0	12	Crimp
CN20-500RR20	5	Raised	Raised	6.3	160.0	20	Crimp
CN20-500EE10	5	148mm	148mm	5.8	147.3	10	Crimp
CN20-500EE12	5	148mm	148mm	5.8	147.3	12	Crimp
CN20-500EE20	5	148mm	148mm	5.8	147.3	20	Crimp

Other lengths and fitting combinations are available.

BECAUSE WE CONTINUALLY EXAMINE WAYS TO IMPROVE OUR PRODUCTS, WE RESERVE THE RIGHT TO ALTER SPECIFICATIONS WITHOUT NOTICE.

CN25 GUNITE HOSE



- Tube:** Tan pure gum rubber
- Reinforcement:** Multiple plies of synthetic fabric with an imbedded static wire
- Cover:** Non marking pure gum blend
- Temperature:** -30°C to +85°C (-22°F to +185°F)
- Application:** Ultra wear resistant and thick tube, designed for high kink resistance and perfect flow, suitable for air pumping dry sand or cement mixtures to the water mixing nozzle in gunite applications.

Branding: FORSAFLEX CN25-200 2" GUNITE HOSE 150 PSI MAX WP

Part Number	ID		OD		Max WP	Weight	Standard Pack
	in	mm	in	mm	psi	lbs/ft	
CN25-150	1-1/2	38.1	2.38	60.5	150	1.17	100'
CN25-200	2	50.8	2.88	73.2	150	1.46	100'

CN30 FLEXCRETE® MORTAR TPU HOSE



- Tube:** Extruded thermoplastic polyether based polyurethane (TPU)
- Reinforcement:** Circular woven Aramid Fiber, "extra-strong yarn"
- Cover:** Extruded TPU yellow or orange cover
- Temperature:** -50°C to +65°C (-58°F to +149°F)
- Application:** Designed as a lay-flat boom tip hose ideal for ICF forms, columns, and tall walls where space is at a minimum.

Branding: FORSAFLEX CN30-400 4" FLEXCRETE® MORTAR TPU 1250 PSI MAX WP

Part Number	Cover	ID		OD		Max WP	Min BP	Weight	Standard Pack
		in	mm	in	mm	psi	psi	lbs/ft	
CN30-400	Orange	4	101.6	0.17	4.3	1250	2500	1.34	100'
CN30-500	Orange	5	127.0	0.17	4.3	1250	2500	1.48	100'

BECAUSE WE CONTINUALLY EXAMINE WAYS TO IMPROVE OUR PRODUCTS, WE RESERVE THE RIGHT TO ALTER SPECIFICATIONS WITHOUT NOTICE.



MT30 DRY MATERIAL DISCHARGE HOSE

Tube: Synthetic abrasion resistant rubber
Reinforcement: Synthetic fiber
Cover: Black abrasion synthetic rubber
Temperature: -30°C to +85°C (-22°F to +185°F)
Application: Discharge hose used for dry bulk commodities, including limestone, ground silica, chalk, frac sand and dry cement.

Branding: FORSAFLEX MT30-400B 4" DRY MATERIAL DISCHARGE 100 PSI MAX WP

Part Number	ID		OD		Max WP	Tube Gauge	Weight	Standard Pack	Tube Thickness Gauge
	in	mm	in	mm	psi	lbs/ft			
MT30-400B	4	116.0	4.57	116.0	100	3/16	1.90	100' - Coil	A = 1/8
MT30-400C	4	119.0	4.69	119.0	100	1/4	2.09	100' - Coil	B = 3/16
MT30-450B	4-1/2	231.0	4.92	231.0	100	3/16	1.37	100' - Coil	C = 1/4
MT30-500C	5	144.0	5.67	144.0	100	1/4	2.83	100' - Coil	D = 5/16
									E = 3/8



MT35 HOT AIR BLOWER

Tube: Black specially compounded heat resistant synthetic rubber
Reinforcement: A high tensile steel helix embedded between layers of textile cords
Cover: Tan, heat, weather and ozone resistant cover
Temperature: -35°C to +180°C (-30°F to +350°F)
Application: For conveying hot air from blower to tank on dry bulk trucks

Branding: FORSAFLEX MT35-300 3" HOT AIR BLOWER HOSE 150 PSI MAX WP

Part Number	ID		OD		Max WP	Vacuum Inches	Min BR	Weight	Standard Pack
	in	mm	in	mm	psi	Hg	in	lbs/ft	
MT35-300	3	90.0	3.54	90.0	150	26	12.0	1.76	100' - Coil
MT35-400	4	118.0	4.65	118.0	150	26	16.1	2.68	100' - Coil

BECAUSE WE CONTINUALLY EXAMINE WAYS TO IMPROVE OUR PRODUCTS, WE RESERVE THE RIGHT TO ALTER SPECIFICATIONS WITHOUT NOTICE.

MT50 MINE CORRUGATED MATERIAL CONDUCTING



- Tube:** Natural rubber
- Reinforcement:** High tensile textile cord and steel wire helix, with anti-static wire
- Cover:** Black abrasion resistant rubber, corrugated for flexibility and match internal corrugations of split flange coupling
- Temperature:** -40°C to +71°C (-40°F to +160°F)
- Application:** Primarily designed for handling abrasive slurries in mines and quarries. Can also be used for dry material handling of sand, gravel, grain, slag, and other such materials. External re-usable bolt on flanges allow for ease of installation, and uninterrupted free flow.

Part Number	ID		Max WP	Vacuum Inches	Min BR	Weight	Standard Pack
	in	mm					
MT50-300	3	114.3	150	26	14.0	4.63	100' - Coil
MT50-400	4	134.6	150	26	18.0	5.67	100' - Coil
MT50-600	6	190.5	150	26	28.0	9.48	100' - Coil
MT50-800	8	241.3	150	26	48.0	14.20	60' - Coil
MT50-1000	10	292.1	150	26	60.0	16.63	40' - LG
MT50-1200	12	349.3	150	26	90.0	23.40	20' - LG



ALUMINUM FLANGE

ID	Part Number
in	
3	SFA-300
4	SFA-400
6	SFA-600
8	SFA-800
10	SFA-1000
12	SFA-1200

GASKET

ID	Part Number
in	
3	SFG-300
4	SFG-400
6	SFG-600
8	SFG-800
10	SFG-1000
12	SFG-1200

BECAUSE WE CONTINUALLY EXAMINE WAYS TO IMPROVE OUR PRODUCTS, WE RESERVE THE RIGHT TO ALTER SPECIFICATIONS WITHOUT NOTICE.



MT60 INDUSTRIAL VACUUM - PU

Tube: Polyurethane
Reinforcement: Rigid PVC Helix
Cover: PVC/Polyurethane
Temperature: -40°C to +65°C (-40°F to +150°F)
Application: Used in a variety of material handling application where a good resistance to abrasion is required, such as transfer of sands, plastic pellets, gravel, wood chips, slurries and fly ash. Cover is a specially formulated static dissipative compound with low temperature flexibility.

Part Number						Vacuum Inches		Standard Pack
	ID	OD		Max WP	Min BR	Vacuum Inches	Weight	
	in	in	mm	psi	in	Hg	lbs/ft	
MT60-150	1-½	1.85	47.0	50	2.0	28	0.42	100' - Coil
MT60-200	2	2.40	61.0	40	3.0	28	0.59	100' - Coil
MT60-250	2-½	3.07	78.0	40	3.0	28	0.80	100' - Coil
MT60-300	3	3.64	92.5	40	4.0	28	1.18	100' - Coil
MT60-400	4	4.76	121.0	35	6.0	28	1.95	100' - Coil
MT60-500	5	5.75	146.0	35	10.0	28	2.42	100' - Coil
MT60-600	6	6.81	173.0	35	12.0	28	3.50	100' - Coil
MT60-800	8	9.18	233.0	30	18.0	28	5.91	20/50' - LG
MT60-1000	10	11.60	244.5	22	26.0	24	9.90	20' - LG

* Counter-clockwise / left hand helix



MT67 INDUSTRIAL VACUUM HIGH TEMP (180-HR STYLE)

Tube: Smooth SBR rubber blended with static carbon black
Reinforcement: Steel helix
Cover: SBR corrugated
Temperature: -40°C to +60°C (-40°F to +220°F)
Application: Heavy duty abrasive resistant suction hose for vacuum trucks or handling abrasives such as crushed rock, sand, pea gravel, cement, dry fertilizer, iron ore, and grains.

Part Number						Vacuum Inches		Standard Pack
	ID	OD		Max WP	Min BR	Vacuum Inches	Weight	
	in	in	mm	psi	in	Hg	lbs/ft	
MT67-300	3	3.51	89.2	35	3.0	29	1.20	100' - coil
MT67-400	4	4.10	119.0	30	5.5	29	1.77	100' - coil
MT67-500	5	5.75	146.0	30	8.5	28	2.61	100' - coil
MT67-600	6	6.90	175.0	30	10.0	28	3.45	100' - coil
MT67-800	8	9.11	231.0	30	15.0	27	6.02	100' - coil

* Clockwise / right hand helix

Material Transfer

MT70 BULKMASTER HARDWALL SUCTION HOSE



Tube: Tan abrasion resistant natural rubber
Reinforcement: A high tensile steel helix embedded between layers of textiles cords
Cover: Black abrasion resistant rubber, corrugated for flexibility
Temperature: -30°C to +85°C (-22°F to +185°F)
Application: For tank truck, in-plant service and hydro excavation. Used to convey abrasive materials such as sand, limestone, and plastic pallets.

Branding: FORSAFLEX MT70-800 8" BULKMASTER HARDWALL SUCTION
75 PSI MAX WP

Part Number	ID		OD		Max WP	Min BR	Vacuum Inches	Weight	Standard Pack
	in	mm	in	mm	psi	in	Hg	lbs/ft	
MT70-300	3	76.2	3.86	98.0	75	10.5	28	2.45	100' - Coil
MT70-400	4	101.6	4.92	125.0	75	16.1	28	3.66	100' - Coil
MT70-500	5	127.0	5.91	150.0	75	20.0	28	4.46	100' - Coil
MT70-600	6	152.4	6.89	175.0	75	24.0	28	5.25	100' - Coil
MT70-800	8	203.2	9.01	229.0	75	32.0	28	9.36	100' - Coil
MT70-1000	10	254.0	11.8	284.0	75	40.0	28	16.51	25' Lengths
MT70-800-27-SC	8	203.2	9.01	229.0	75	32.0	28	9.36	27' - LG
MT70-800-32-SC	8	203.2	9.01	229.0	75	32.0	28	9.36	32' - LG

* Soft cuffs - SC

* Split flanges are available

MT71 EAGLE VAC SUCTION HOSE



Tube: 5/16" Smooth white NR, abrasion resistant
Reinforcement: High tensile textile cord, steel helix
Cover: NR/SBR green, corrugated, abrasion, weather and ozone resistant
Temperature: -30°C to +85°C (-22°F to +185°F)
Application: Special hose for VAC truck applications for transport of dry or wet media such as mud, sand or blasting media.

Branding: FORSAFLEX MT71-800 8" EAGLE VAC SUCTION HOSE 45 PSI MAX WP

Part Number	ID		OD		Max WP	Min BR	Vacuum Inches	Weight	Standard Pack
	in	mm	in	mm	psi	in	Hg	lbs/ft	
MT71-800	8	203.2	9.17	232.9	45	43	29	9.07	100' - Coil

BECAUSE WE CONTINUALLY EXAMINE WAYS TO IMPROVE OUR PRODUCTS, WE RESERVE THE RIGHT TO ALTER SPECIFICATIONS WITHOUT NOTICE.

MHB60 STAINLESS STEEL METAL HOSE - DOUBLE BRAID



Tube: 316 corrugated stainless steel
Reinforcement: 304 stainless steel single and double braid
Application: For use with petroleum, chemical, steel, and power generation plants. Can also be used in heating, pump, ventilation, and air conditioning systems. It is designed for hot or cold media transfers, such as hot oil and lube oil transfers. Can also be used for jump lines and loading arms or terminal loading/off loading products.

METAL HOSE ASSEMBLIES - 316 STAINLESS WETTED PARTS



Floating x Floating

Part Number	Hose Size	Length	Fitting A	Fitting B	Max WP	Weight / Assy
		ft			psi	lbs
MHB60-200-10	2"	10	Floating	Floating	275	44.0
MHB60-200-20	2"	20	Floating	Floating	275	76.0
MHB60-300-10	3"	10	Floating	Floating	275	61.0
MHB60-300-20	3"	20	Floating	Floating	275	103.0
MHB60-400-10	4"	10	Floating	Floating	275	98.0
MHB60-400-20	4"	20	Floating	Floating	275	163.0
MHB60-600-10	6"	10	Floating	Floating	232	163.0
MHB60-600-20	6"	20	Floating	Floating	232	277.0
MHB60-800-10	8"	10	Floating	Floating	174	251.0
MHB60-800-20	8"	20	Floating	Floating	174	421.0
MHB60-1000-10	10"	10	Floating	Floating	174	267.0
MHB60-1000-20	10"	20	Floating	Floating	174	423.0
MHB60-1200-10	12"	10	Floating	Floating	130	353.0
MHB60-1200-20	12"	20	Floating	Floating	130	551.00

*Built with 304 stainless steel 150lb floating x floating flanges
 See derating chart page 56.

METAL HOSE TEMPERATURE DERATING

To calculate a working pressure derated for elevated temperature, multiply the hose working pressure shown in the catalog by the appropriate derating factor below.

Note: The working pressure of an assembly at elevated temperatures may be affected by fitting type, material and method of attachment.

10

Metal Hose

Temp Deg °F	T304 T301*	T304L	T316	T316L	T321	T430	Copper	CS76	"Monel 400 & C22"	Inconel 600	Inconel 625	Carbon Steel*	Alum. 3003 H14
100	1.00	1.00	1.00	1.00	1.00	1.00	1.00	1.00	1.00	1.00	1.00	1.00	1.00
200	1.00	1.00	1.00	1.00	1.00	1.00	0.80	1.00	0.88	1.00	1.00	1.00	1.00
300	1.00	1.00	1.00	1.00	1.00	0.98	0.78	1.00	0.82	1.00	1.00	1.00	0.64
400	0.95	0.93	0.97	0.93	1.00	0.96	0.50	1.00	0.79	1.00	1.00	1.00	0.34
500	0.88	0.86	0.90	0.86	0.96	0.95	0.13	0.99	0.79	1.00	0.97	0.95	--
600	0.82	0.81	0.85	0.81	0.91	0.93	--	0.93	0.79	1.00	0.95	0.87	--
650	0.81	0.79	0.84	0.79	0.89	0.91	--	0.90	0.79	1.00	0.94	0.85	--
700	0.80	0.77	0.82	0.77	0.87	0.88	--	0.88	0.79	1.00	0.93	0.83	--
750	0.78	0.75	0.81	0.75	0.86	0.86	--	0.86	0.79	1.00	0.93	0.65	--
800	0.76	0.74	0.80	0.74	0.84	0.82	--	0.84	0.79	1.00	0.93	0.54	--
850	0.75	0.72	0.79	0.72	0.84	0.52	--	0.83	0.79	0.99	0.93	0.44	--
900	0.73	0.71	0.78	0.71	0.83	0.49	--	0.82	0.76	0.95	0.93	0.33	--
950	0.72	0.69	0.77	0.69	0.81	0.43	--	0.81	0.71	0.95	0.93	0.23	--
1000	0.69	0.67	0.77	0.67	0.81	0.32	--	0.80	0.48		0.93	--	--
1050	0.61	0.65	0.73	0.65	0.70	0.32	--	0.68	0.48	0.42	0.93	--	--
1100	0.49	0.61	0.62	0.61	0.55	0.32	--	0.55	0.48	0.27	0.69	--	--
1150	0.39	0.53	0.49	0.52	0.41	0.32	--	0.47	0.48	0.20	0.57	--	--
1200	0.30	0.38	0.37	0.38		--	--		--	--	0.36	--	--
1250	0.24	0.28	0.28	0.28	0.32	--	--	0.36	--	--	0.36	--	--
1300	--	0.21	0.21	0.21	0.25	--	--	0.29	--	--	0.36	--	--
ASTM Form	A269 Pipe	A269 Pipe	A269 Pipe	A269 Pipe	A312 Pipe	A268 Pipe	B68 Tube	B622 Pipe	B165 Pipe	B167 Pipe	B443 Pipe	BA53 Pipe	B210 Pipe

* Do not use for temperatures lower than 32°F.

BECAUSE WE CONTINUALLY EXAMINE WAYS TO IMPROVE OUR PRODUCTS, WE RESERVE THE RIGHT TO ALTER SPECIFICATIONS WITHOUT NOTICE.



PH10 OILFLEX® TANK TRUCK

- Tube:** Black nitrile for maximum oil resistant
- Reinforcement:** A high tensile steel helix embedded between layers of textile cords
- Cover:** Red flat corrugated oil and weather resistant rubber
- Temperature:** -40°C to +88°C (-40°F to +190°F)
- Application:** An all purpose lightweight and flexible petroleum suction and discharge hose for use with gasoline, diesel, hydraulic return lines, oil suspensions and emulsions.
- Branding:** FORSAFLEX PH10-200 2" OILFLEX® TANK TRUCK 150 PSI MAX WP

Part Number	ID		OD		Max WP psi	Vacuum Inches Hg	Min BR in	Weight lbs/ft	Standard Pack
	in	mm	in	mm					
PH10-100	1	25.4	1.43	36.4	150	26	2.5	0.54	100' - Coil
PH10-125	1-¼	31.8	1.69	43.0	150	26	3.0	0.67	100' - Coil
PH10-150	1-½	38.1	1.93	49.0	150	26	3.4	0.84	100' - Coil
PH10-200	2	50.8	2.47	62.8	150	26	5.0	1.10	100' - Coil
PH10-250	2-½	63.5	2.97	75.5	150	26	5.5	1.41	100' - Coil
PH10-300	3	76.2	3.51	89.2	150	26	8.0	1.72	100' - Coil
PH10-400	4	101.6	4.55	115.6	150	26	12.5	2.27	100' - Coil
PH10-600	6	152.4	6.70	168.4	150	26	24.0	4.77	100' - Coil
PH10-800	8	203.2	8.90	232.2	150	26	33.0	6.02	100' - Coil



PH14 SMOOTH TANK TRUCK

- Tube:** Black nitrile for maximum oil resistant
- Reinforcement:** A high tensile steel helix embedded between layers of textile cords
- Cover:** Black smooth oil and weather resistant rubber
- Temperature:** -40°C to +88°C (-40°F to +190°F)
- Application:** An all purpose lightweight and flexible petroleum suction and discharge hose for use with gasoline, diesel, hydraulic return lines, oil suspensions and emulsions.
- Branding:** FORSAFLEX PH14-200 2" TANK TRUCK 150 PSI MAX WP

Part Number	ID		OD		Max WP psi	Vacuum Inches Hg	Min BR in	Weight lbs/ft	Standard Pack
	in	mm	in	mm					
PH14-150	1-½	38.1	1.93	49.0	150	26	3.4	0.84	100' - Coil
PH14-200	2	50.8	2.47	62.8	150	26	5.0	1.10	100' - Coil
PH14-250	2-½	63.5	2.97	75.5	150	26	5.5	1.41	100' - Coil
PH14-300	3	76.2	3.51	89.2	150	26	8.0	1.72	100' - Coil
PH14-400	4	101.6	4.55	115.6	150	26	12.5	2.27	100' - Coil
PH14-600	6	152.4	6.70	168.4	150	26	24.0	4.77	100' - Coil

*1-½", 2" and 2-½" exceeds SAE 100R4 specifications

Petroleum Hose

PH15 ARCTIC TANK TRUCK



- Tube:** Black nitrile for maximum oil resistant
- Reinforcement:** A high tensile steel helix embedded between layers of textile cords
- Cover:** Blue synthetic elastomer compound, flat corrugated, abrasion, weather and ozone resistant
- Temperature:** -55°C to +80°C (-67°F to +176°F)
- Application:** Specially designed to remain flexible while handling a wide range of petroleum products, including diesel.
- Branding:** FORSAFLEX PH15-300 3" ARCTIC TANK TRUCK HOSE 150 PSI MAX WP

Part Number	ID		OD		Max WP	Vacuum Inches	Min BR	Weight	Standard Pack
	in	mm	in	mm	psi	Hg	in	lbs/ft	
PH15-150	1-½	50.0	1.96	50.0	150	26	4.5	0.76	100' - Coil
PH15-200	2	50.8	2.52	64.0	150	26	6.0	1.00	100' - Coil
PH15-300	3	76.2	3.54	90.0	150	26	9.0	1.69	100' - Coil
PH15-400	4	101.6	4.65	118.0	150	26	12.0	2.63	100' - Coil

PH16 EXTRA-FLEX ARCTIC TANK TRUCK



- Tube:** Black nitrile for maximum oil resistant
- Reinforcement:** A high tensile steel helix embedded between layers of textile cords
- Cover:** Blue synthetic elastomer compound, flat corrugated, abrasion, weather and ozone resistant
- Temperature:** -55°C to +80°C (-67°F to +176°F)
- Application:** This is our most flexible cold temperature petroleum hose. It will remain flexible while handling a wide range of petroleum products, including diesel.
- Branding:** FORSAFLEX PH16-300 3" EXTRA-FLEX ARCTIC TANK HOSE 150 PSI MAX WP

Part Number	ID		OD		Max WP	Vacuum Inches	Min BR	Weight	Standard Pack
	in	mm	in	mm	psi	Hg	in	lbs/ft	
PH16-300	3	76.2	3.50	89.0	150	26	7.0	1.65	100' - Coil
PH16-400	4	101.6	4.57	116.0	150	26	9.0	2.60	100' - Coil

BECAUSE WE CONTINUALLY EXAMINE WAYS TO IMPROVE OUR PRODUCTS, WE RESERVE THE RIGHT TO ALTER SPECIFICATIONS WITHOUT NOTICE.


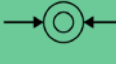





PH19 HD TANK TRUCK HOSE 300

- Tube:** Black synthetic rubber
- Reinforcement:** A high tensile steel helix embedded between layers of textile cords
- Cover:** Black, abrasion, oil resistant synthetic rubber
- Temperature:** -29°C to +82°C (-20°F to +180°F)
- Application:** High pressure suction and discharge hose. Suitable for bulk loading and unloading.
- Branding:** FORSAFLEX PH19-300 3" HD TANK TRUCK HOSE 300 PSI MAX WP

⚠ WARNING!

- Never exceed the maximum working pressure of the lowest rated component in the assembly.

Part Number					Vacuum Inches			Standard Pack
	in	in	mm	psi	Hg	in	lbs/ft	
PH19-200	2	2.59	65.8	300	27	6	1.55	100' - Coil
PH19-300	3	3.74	95.0	300	27	9	2.46	100' - Coil
PH19-400	4	4.92	125.0	300	27	13	4.25	100' - Coil
PH19-600	6	7.08	179.8	300	27	25	7.74	100' - Coil
PH19-800	8	9.40	238.8	300	27	35	13.80	20' - Length

BECAUSE WE CONTINUALLY EXAMINE WAYS TO IMPROVE OUR PRODUCTS, WE RESERVE THE RIGHT TO ALTER SPECIFICATIONS WITHOUT NOTICE.

Petroleum Hose

PH22 RUBBER DROP HOSE (INFINITY HD TYPE)



Tube: Black nitrile synthetic rubber (static dissipating)
Reinforcement: Synthetic fabric piles
Cover: Black nitrile rubber with double orange outer PVC helix
Temperature: -40°C to +71°C (-40°F to +160°F)
Application: Lightweight in construction and is suitable in gravity flow or medium suction at an ambient temperature. It is designed to transfer biodiesel and ethanol blends, gasoline and other petroleum products with an aromatic content of 60% or less.

Part Number	ID		OD		Max WP psi	Vacuum Inches Hg	Min BR in	Weight lbs/ft	Standard Pack
	in	mm	in	mm					
PH22-300	3	76.2	3.80	96.5	150	23	6.0	1.48	100' - Coil
PH22-400	4	101.6	4.80	121.9	150	23	8.0	2.01	100' - Coil

PH23 TPR ORANGE/BLACK GRAVITY DROP HOSE



Tube: Thermoplastic rubber
Reinforcement: Synthetic fabric piles
Temperature: -22°C to +60°C (-30°F to +140°F)
Application: Revolutionary polyurethane compound! Specially designed to handle gasoline, ethanol (Meeting ASTM D5798, D4806 or D6751 criteria), diesel and biodiesel (Meeting ASTM D5798, D4806 or D6751 criteria) ... and still keeps all the other great features and benefits!

Part Number	ID		OD		Max WP psi	Vacuum Inches Hg	Min BR in	Weight lbs/ft	Standard Pack
	in	mm	in	mm					
PH23-200	2	50.8	2.68	68.1	75	29	5.0	1.13	100' - Coil
PH23-300	3	76.2	3.68	93.5	65	29	6.0	1.37	100' - Coil
PH23-400	4	101.6	4.80	121.9	65	29	8.0	2.16	100' - Coil

BECAUSE WE CONTINUALLY EXAMINE WAYS TO IMPROVE OUR PRODUCTS, WE RESERVE THE RIGHT TO ALTER SPECIFICATIONS WITHOUT NOTICE.

PH21 PU CLEAR TANK DROP HOSE



Tube: Clear polyurethane
Reinforcement: Synthetic fiber
Cover: External PVC helix allows for easy dragging of hose
Temperature: -40°C to +60°C (-40°F to +140°F)
Application: Tank truck gravity drop and terminal fuel transfer hose specially designed to handle gasoline, ethanol (up to E98), diesel and biodiesel (up to B100 meeting ASTM D6751 criteria). This polyurethane construction won't swell or become stiff like conventional TPR/rubber hose. It is much lighter and more flexible than conventional TPR/rubber hose.

Part Number	ID	OD		Max WP	Vacuum Inches	Min BR	Weight	Standard Pack
	in	in	mm	psi @ 20°C / 70° F	Hg	in	lbs/ft	
PH21-300	3	3.78	96.0	70	28	6.0	1.20	100' - Coil
PH21-400	4	4.82	122.4	65	28	8.0	1.80	100' - Coil

Part Number	Banding	ID	Length	Colour	Weight (lbs/ft)
		in	ft		
BCCF3	Coil	3	1	Clear	0.60
BCCF4	Coil	4	1	Clear	0.90

* Counter-clockwise / left hand helix

PH44 VAPOR RECOVERY HOSE



Construction: Polyurethane hose with PVC helix with embedded grounding wire.
Temperature: -40°C to +60°C (-40°F to +140°F)
Application: Tank truck and terminal vapor recovery.

Part Number	ID	OD		Max WP	Min BR	Weight	Standard Pack
	in	in	mm	psi @ 20°C / 70° F	in	lbs/ft	
PH44-200	2	2.43	61.7	17	3.0	0.51	100/60' - Coil
PH44-300	3	3.53	89.6	11	3.5	0.78	100/60' - Coil
PH44-400	4	4.56	115.8	9	4.5	1.10	100/60' - Coil

Part Number	Banding	ID	Length	Colour	Weight
		in	ft		lbs/ft
BCCF3	Coil	3	1	Clear	0.60
BCCF4	Coil	4	1	Clear	0.90

* Counter-clockwise / left hand helix

BECAUSE WE CONTINUALLY EXAMINE WAYS TO IMPROVE OUR PRODUCTS, WE RESERVE THE RIGHT TO ALTER SPECIFICATIONS WITHOUT NOTICE.

Petroleum Hose



PH25 FRAC HOSE

- Tube:** Black, heat and oil resistant synthetic rubber
- Reinforcement:** High strength synthetic fiber
- Cover:** Black, heat, oil, and weather resistant neoprene
- Temperature:** -32°C to +82°C (-25°F to +180°F)
- Application:** For handling a wide range of petroleum products, including gasoline, as well as a number of chemical solutions. Specifically designed for use in Frac service.
- Branding:** FORSAFLEX PH25-400 4" OILFIELD FRACTURING HOSE 400 PSI MAX WP

Part Number	ID		OD		Max WP	Weight	Standard Pack
	in	mm	in	mm	psi	lbs/ft	
PH25-400	4	101.6	4.65	118.1	400	2.15	100' - Coil



PH27 HOT TAR AND ASPHALT

- Tube:** Black synthetic resistant rubber
- Reinforcement:** A high tensile steel helix embedded between layers of textile cords
- Cover:** Black synthetic rubber, anti-static, high oil, heat, abrasion, and weather resistant
- Temperature:** -30°C to +180°C (-22°F to +356°F)
- Application:** For conveying hot tar and asphalt.
- Branding:** FORSAFLEX PH27-300 3" HOT TAR AND ASPHALT 150 PSI MAX WP






Part Number	ID		OD		Max WP	Vacuum Inches	Min BR	Weight	Standard Pack
	in	mm	in	mm	psi	Hg	in	lbs/ft	
PH27-200	2	50.8	2.71	69.0	150	26	10.0	1.80	100' - Coil
PH27-300	3	76.2	3.78	96.0	150	26	15.0	2.95	100' - Coil
PH27-400	4	101.6	4.83	122.8	150	26	20.0	3.90	100' - Coil

BECAUSE WE CONTINUALLY EXAMINE WAYS TO IMPROVE OUR PRODUCTS, WE RESERVE THE RIGHT TO ALTER SPECIFICATIONS WITHOUT NOTICE.



PH40 CURB PUMP HOSE - UL 330

- Tube:** Type C (Nitrile), Black, RMA (Class A), High oil resistance
Reinforcement: Braided, high tensile steel wire
Cover: Type J (CPE), black
Temperature: -40°F to +120°F (-40°C to +49°C)
Application: Dispensing of all types of commercial gasolines, or other petroleum based products from service station pumps. A heavy duty hardwall hose which does not collapse in reel use or behind the nozzle in heavy duty service.
- Branding:** FORSAFLEX PH40-100 1" CURB PUMP HOSE - FUEL HOSE 150 PSI MAX WP

Part Number							Standard Pack
	in	in	mm	psi	in	lbs/ft	
PH40-063	5/8	1.00	25.4	150	6.0	0.37	500' - Reel
PH40-075	3/4	1.13	28.7	150	5.0	0.42	500' - Reel
PH40-100	1	1.38	35.1	150	8.0	0.57	500' - Reel

⚠ WARNING!

• Note: This hose is not for aircraft fueling.

PH40 CURB PUMP HOSE ASSEMBLIES

Part Number	Hose Size	Fitting A	Fitting B	Length	Attaching Method
				ft	
PH40-075MMS10	3/4	Swivel	Rigid	10	Crimp
PH40-075MMS12	3/4	Swivel	Rigid	12	Crimp
PH40-075MMS15	3/4	Swivel	Rigid	15	Crimp
PH40-075MMS20	3/4	Swivel	Rigid	20	Crimp
PH40-075MMS25	3/4	Swivel	Rigid	25	Crimp
PH40-075MMS50	3/4	Swivel	Rigid	50	Crimp
PH40-100MMS10	1	Swivel	Rigid	10	Crimp
PH40-100MMS12	1	Swivel	Rigid	12	Crimp
PH40-100MMS15	1	Swivel	Rigid	15	Crimp
PH40-100MMS20	1	Swivel	Rigid	20	Crimp
PH40-100MMS25	1	Swivel	Rigid	25	Crimp
PH40-100MMS50	1	Swivel	Rigid	50	Crimp

BECAUSE WE CONTINUALLY EXAMINE WAYS TO IMPROVE OUR PRODUCTS, WE RESERVE THE RIGHT TO ALTER SPECIFICATIONS WITHOUT NOTICE.

Petroleum Hose

PH42 FARM TANK HOSE



Tube: Black nitrile
Reinforcement: Synthetic yarn and copper static wire
Cover: Black weather resistant synthetic rubber
Temperature: -35°C to +80°C (-30°F to +180°F)
Application: Dispense diesel fuel and oil from gravity tanks and barrel pumps.
This hose is not UL approved.

Branding: FORSAFLEX PH42-100 1" FARM TANK HOSE

Part Number						Standard Pack
	ID	OD		Max WP	Weight	
	in	in	mm	psi	lbs/ft	
PH42-075S	3/4	1.12	28.4	60	0.35	500' - Reel
PH42-100S	1	1.38	35.0	60	0.44	450' - Reel






BECAUSE WE CONTINUALLY EXAMINE WAYS TO IMPROVE OUR PRODUCTS, WE RESERVE THE RIGHT TO ALTER SPECIFICATIONS WITHOUT NOTICE.

PH45 WRAPPED ARCTIC FUEL DELIVERY HOSE



Tube: Black nitrile
Reinforcement: Synthetic fiber with copper static wire
Cover: Blue abrasion and weather resistant rubber
Temperature: -55°C to +85°C (-67°F to +185°F)
Application: Maintains flexibility down to -55°C (-67°F) and can be used for gasoline, fuel oil, kerosene, water and air.
This hose is not UL approved.

Branding: FORSAFLEX PH45-100 1" ARCTIC FUEL DELIVERY 300 PSI MAX WP

Part Number							Standard Pack
	in	in	mm	psi	in	lbs/ft	
PH45-050	1/2	0.94	24.0	300	4.0	0.29	200' - Coil
PH45-075	3/4	1.20	32.0	300	6.0	0.40	200' - Coil
PH45-100	1	1.48	38.0	300	7.9	0.56	200' - Coil
PH45-125	1-1/4	1.77	45.0	300	10.0	0.69	200' - Coil
PH45-150	1-1/2	2.01	53.0	300	12.0	0.79	200' - Coil
PH45-200	2	2.52	66.0	300	16.0	1.04	200' - Coil

PH45 WRAPPED ARCTIC FUEL DELIVERY HOSE ASSEMBLIES

Part Number	Hose Size	Fitting A	Fitting B	Length	Attaching Method
				ft	
PH45-075MMS10-C	3/4	Swivel	Rigid	10	Crimp
PH45-075MMS12-C	3/4	Swivel	Rigid	12	Crimp
PH45-075MMS15-C	3/4	Swivel	Rigid	15	Crimp
PH45-075MMS20-C	3/4	Swivel	Rigid	20	Crimp
PH45-075MMS25-C	3/4	Swivel	Rigid	25	Crimp
PH45-075MMS50-C	3/4	Swivel	Rigid	50	Crimp
PH45-100MMS10-C	1	Swivel	Rigid	10	Crimp
PH45-100MMS12-C	1	Swivel	Rigid	12	Crimp
PH45-100MMS15-C	1	Swivel	Rigid	15	Crimp
PH45-100MMS20-C	1	Swivel	Rigid	20	Crimp
PH45-100MMS25-C	1	Swivel	Rigid	25	Crimp
PH45-100MMS50-C	1	Swivel	Rigid	50	Crimp





BECAUSE WE CONTINUALLY EXAMINE WAYS TO IMPROVE OUR PRODUCTS, WE RESERVE THE RIGHT TO ALTER SPECIFICATIONS WITHOUT NOTICE.

Petroleum Hose

PH46 SMOOTH ARCTIC BLUE FUEL DELIVERY HOSE



- Tube:** Black nitrile
- Reinforcement:** Synthetic fiber with copper static wire
- Cover:** Blue smooth abrasion and weather resistant rubber
- Temperature:** -40°C to +60°C (-40°F to +140°F)
- Application:** Delivery of fuel oil and petroleum products for home delivery, commercial and industrial service. Designed to remain flexible in cold temperatures and provide superior oil resistance. The braided construction reduces kinking and twisting when reeling. The smooth cover has low drag resistance.

Part Number						Standard Pack
	in	in	mm	psi	lbs/ft	
PH46-125	1-¼	1.80	45.7	250	0.65	125', 150', 200'
PH46-138	1-⅜	1.88	47.8	250	0.70	125', 150', 200'
PH46-150	1-½	2.10	53.3	250	0.92	125', 150', 200'

PH46 SMOOTH ARCTIC FUEL DELIVERY HOSE ASSEMBLIES - BRASS ENDS

Part Number	Hose Size	Fitting A	Fitting B	Length	Attaching Method
				ft	
PH46-125MF100	1-¼	M-NPT	F-NPSM	100	Internal Expanded
PH46-125MF150	1-¼	M-NPT	F-NPSM	150	Internal Expanded
PH46-125MF175	1-¼	M-NPT	F-NPSM	175	Internal Expanded
PH46-138MF100	1-⅜	M-NPT	F-NPSM	100	Internal Expanded
PH46-138MF150	1-⅜	M-NPT	F-NPSM	150	Internal Expanded
PH46-138MF175	1-⅜	M-NPT	F-NPSM	175	Internal Expanded
PH46-150MF100	1-½	M-NPT	F-NPSM	100	Internal Expanded
PH46-150MF150	1-½	M-NPT	F-NPSM	150	Internal Expanded
PH46-150MF175	1-½	M-NPT	F-NPSM	175	Internal Expanded


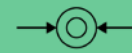


Part Number	Hose Size	Fitting A	Fitting B	Length	Attaching Method
				ft	
PH46-125MM100	1-¼	M-NPT	M-NPT	100	Internal Expanded
PH46-125MM150	1-¼	M-NPT	M-NPT	150	Internal Expanded
PH46-125MM175	1-¼	M-NPT	M-NPT	175	Internal Expanded
PH46-138MM100	1-⅜	M-NPT	M-NPT	100	Internal Expanded
PH46-138MM150	1-⅜	M-NPT	M-NPT	150	Internal Expanded
PH46-138MM175	1-⅜	M-NPT	M-NPT	175	Internal Expanded
PH46-150MM100	1-½	M-NPT	M-NPT	100	Internal Expanded
PH46-150MM150	1-½	M-NPT	M-NPT	150	Internal Expanded
PH46-150MM175	1-½	M-NPT	M-NPT	175	Internal Expanded

BECAUSE WE CONTINUALLY EXAMINE WAYS TO IMPROVE OUR PRODUCTS, WE RESERVE THE RIGHT TO ALTER SPECIFICATIONS WITHOUT NOTICE.

PH48 SMOOTH RED FUEL DELIVERY HOSE



- Tube:** Black nitrile
- Reinforcement:** Synthetic fiber with copper static wire
- Cover:** Red smooth abrasion and weather resistant rubber
- Temperature:** -40°C to +60°C (-40°F to +140°F)
- Application:** Delivery of fuel oil and petroleum products for home delivery, commercial and industrial service. Red fuel oil has two textile braids. The braided construction reduces kinking and twisting when reeling. The smooth cover has low drag resistance.

Part Number						Standard Pack
	ID	OD		Max WP	Weight	
	in	in	mm	psi	lbs/ft	
PH48-100	1	1.50	38.1	250	0.57	125', 150', 200'
PH48-125	1-¼	1.80	45.7	250	0.65	125', 150', 200'
PH48-138	1-¾	1.88	47.8	250	0.70	125', 150', 200'
PH48-150	1-½	2.10	53.3	250	0.92	125', 150', 200'

PH48 SMOOTH RED FUEL DELIVERY HOSE - BRASS ENDS

Part Number	Hose Size	Fitting A	Fitting B	Length	Attaching Method
				ft	
PH48-125MF125	1-¼	M-NPT	F-NPSM	125	Internal Expanded
PH48-125MF150	1-¼	M-NPT	F-NPSM	150	Internal Expanded
PH48-138MF125	1-¾	M-NPT	F-NPSM	125	Internal Expanded
PH48-138MF150	1-¾	M-NPT	F-NPSM	150	Internal Expanded
PH48-150MF125	1-½	M-NPT	F-NPSM	125	Internal Expanded
PH48-150MF150	1-½	M-NPT	F-NPSM	150	Internal Expanded

Part Number	Hose Size	Fitting A	Fitting B	Length	Attaching Method
				ft	
PH48-125MM125	1-¼	M-NPT	M-NPT	125	Internal Expanded
PH48-125MM150	1-¼	M-NPT	M-NPT	150	Internal Expanded
PH48-138MM125	1-¾	M-NPT	M-NPT	125	Internal Expanded
PH48-138MM150	1-¾	M-NPT	M-NPT	150	Internal Expanded
PH48-150MM125	1-½	M-NPT	M-NPT	125	Internal Expanded
PH48-150MM150	1-½	M-NPT	M-NPT	150	Internal Expanded

BECAUSE WE CONTINUALLY EXAMINE WAYS TO IMPROVE OUR PRODUCTS, WE RESERVE THE RIGHT TO ALTER SPECIFICATIONS WITHOUT NOTICE.

Petroleum Hose

PH50 ARCTIC FUEL DELIVERY HOSE - UL 330



Tube: Black nitrile
Reinforcement: Steel braid
Cover: Black smooth and weather resistant rubber
Temperature: -55°C to +85°C (-67°F to +185°F)
Application: Maintains flexibility down to -55°C (-67°F) and can be used for gasoline, fuel oil, kerosene, water and air. PH50 is good for all ethanol fuel 0% to 100% and for biodiesel below 30%. This hose is designed for fueling off-road construction, forestry, mining, and agricultural equipment.
This hose meets UL 330. Must use factory crimp UL fittings only.

Branding: FORSAFLEX PH50-100 1" ARCTIC GASOLINE - FUEL HOSE 250 PSI MAX WP

Part Number	ID		OD		Max WP	Min BR	Weight	Standard Pack
	in	mm	in	mm	psi	in	lbs/ft	
PH50-075	3/4	19.0	1.20	32.0	250	5.0	0.40	250' - Coil
PH50-100	1	25.4	1.48	38.0	250	6.0	0.56	200' - Coil

⚠ WARNING!

• Note: This hose is not for aircraft fueling.

PH50 ARCTIC FUEL DELIVERY HOSE ASSEMBLIES - UL - BRASS ENDS

Part Number	Hose Size	Fitting A	Fitting B	Length	Attaching Method
				ft	
PH50-075MMS10-C	3/4	Swivel	Rigid	10	Crimp
PH50-075MMS12-C	3/4	Swivel	Rigid	12	Crimp
PH50-075MMS15-C	3/4	Swivel	Rigid	15	Crimp
PH50-075MMS20-C	3/4	Swivel	Rigid	20	Crimp
PH50-075MMS25-C	3/4	Swivel	Rigid	25	Crimp
PH50-075MMS50-C	3/4	Swivel	Rigid	50	Crimp
PH50-100MMS10-C	1	Swivel	Rigid	10	Crimp
PH50-100MMS12-C	1	Swivel	Rigid	12	Crimp
PH50-100MMS15-C	1	Swivel	Rigid	15	Crimp
PH50-100MMS20-C	1	Swivel	Rigid	20	Crimp
PH50-100MMS25-C	1	Swivel	Rigid	25	Crimp
PH50-100MMS50-C	1	Swivel	Rigid	50	Crimp

*See page 178 for fittings.






BECAUSE WE CONTINUALLY EXAMINE WAYS TO IMPROVE OUR PRODUCTS, WE RESERVE THE RIGHT TO ALTER SPECIFICATIONS WITHOUT NOTICE.



PH60 OIL SERVICE S&D CARGO HOSE - BUILT IN FLANGES

Tube: Oil and fuel resistant conductive nitrile (NBR)
Reinforcement: Multiple high tensile synthetic polyester cords with steel wire helix
Cover: Black weather resistant synthetic rubber
Temperature: -40°C to +90°C (-40°F to +194°F)
Application: Designed for oil/water suction and delivery service. All Forsaflex OS&D hose assemblies are hydrotested at 1.5 times working pressure. Tested following U.S.C.G. certification standards.

Branding: FORSAFLEX PH60-800 8" OIL SERVICE S&D CARGO HOSE 250 PSI MAX WP

Part Number	 ID	Length	 OD		 Max WP	 Bend Radius	 Weight
	in		ft	in	mm	psi	in
PH60-400-10	4	10	5.50	139.7	250	19	100
PH60-400-20	4	20	5.50	139.7	250	19	175
PH60-600-10	6	10	6.50	165.1	250	29	183
PH60-600-20	6	20	6.50	165.1	250	29	265
PH60-800-10	8	10	9.50	241.3	250	38	214
PH60-800-20	8	20	9.50	241.3	250	38	368
PH60-1000-10	10	10	11.50	292.1	250	48	342
PH60-1000-20	10	20	11.50	292.1	250	48	540
PH60-1200-10	12	10	13.75	349.3	250	48	503
PH60-1200-20	12	20	13.75	349.3	250	48	732
PH60-1400-10	14	10	15.75	400.1	250	68	573
PH60-1400-20	14	20	15.75	400.1	250	68	845
PH60-1600-10	16	10	17.75	450.9	250	78	765
PH60-1600-20	16	20	17.75	450.9	250	78	1,130
PH60-1800-10	18	10	20.00	508.0	250	106	946
PH60-1800-20	18	20	20.00	508.0	250	106	1,408

*Built with 150lb carbon steel fixed x floating flanges.

BECAUSE WE CONTINUALLY EXAMINE WAYS TO IMPROVE OUR PRODUCTS, WE RESERVE THE RIGHT TO ALTER SPECIFICATIONS WITHOUT NOTICE.






Petroleum Hose

PH70 EAGLE FLIGHT® AIRCRAFT FUELING HOSE



- Tube:** Black nitrile
- Reinforcement:** High tensile textile braids
- Cover:** Black conductive CR - abrasion, ozone and hydrocarbon resistant
- Temperature:** -30°C to +66°C (-22°F to +150°F)
- Application:** Aircraft ground fueling.

Branding: Eagle Flight® Aircraft Fueling Hose EI 1529/2014 Type C, Grade 2, NFP A407, BSEM ISO 1825/2018, 2068 KPA (300 PSI) MAX WP

Part Number	 ID	 OD		 Max WP	 Bend Radius	 Weight
	in	in	mm	psi	in	lbs/ft
PH70-100	1	1.46	37.1	300	5.91	0.52
PH70-125	1-¼	1.73	43.9	300	7.48	0.62
PH70-150	1-½	2.01	51.1	300	8.86	0.80
PH70-200	2	2.60	66.0	300	10.83	1.22
PH70-250	2-½	3.11	79.0	300	11.81	1.40
PH70-300	3	3.58	90.9	300	11.81	1.69
PH70-400	4	4.57	116.1	300	17.72	2.48






* USE ONLY API COMPLIANT COMPONENTS.

BECAUSE WE CONTINUALLY EXAMINE WAYS TO IMPROVE OUR PRODUCTS, WE RESERVE THE RIGHT TO ALTER SPECIFICATIONS WITHOUT NOTICE.

BOP 3,000 PSI TWO WIRE



- Tube:** Black nitrile
- Reinforcement:** Two braids of high-tensile steel wire
- Cover:** Pink polychloroprene
- Temperature:** -40°F to 212°F (-40°C to 100°C)
- Application:** 3/8" - 1" Blow Out Preventer hose is used for hydraulic connection between the well control equipment and the control system.

Part Number						Standard Pack
	ID	OD	Max WP	Bend Radius	Weight	
	in	in	psi	in	lbs/ft	
BOP-06	3/8	1.11	3,000	6.0	0.75	250' - Reel
BOP-08	1/2	1.19	3,000	8.0	0.81	250' - Reel
BOP-12	3/4	1.49	3,000	11.0	1.22	400' - Reel
BOP-16	1	1.84	3,000	15.0	1.74	300' - Reel

BOP - FERRULE



Part Number	Hose ID
BOP210-06	3/8"
BOP210-08	1/2"
BOP210-12	3/4"
BOP210-16	1"

BOP - GUARD



Part Number	Hose ID
BOPTPG-06	3/8"
BOPTPG-12	1/2 & 3/4"
BOPTPG-16	1"

BOP - MALE NPT



Part Number	Hose ID	Thread
BOP06-06MP	3/8"	3/8" M-NPT
BOP08-08MP	1/2"	1/2" M-NPT
BOP12-12MP	3/4"	3/4" M-NPT
BOP16-16MP	1"	1" M-NPT

BOP - FEMALE JIC



Part Number	Hose ID	Thread
BOP06-06FJ	3/8"	-6 FJIC
BOP08-08FJ	1/2"	-8 FJIC
BOP12-12FJ	3/4"	-12 FJIC
BOP16-16FJ	1"	-16 FJIC

BECAUSE WE CONTINUALLY EXAMINE WAYS TO IMPROVE OUR PRODUCTS, WE RESERVE THE RIGHT TO ALTER SPECIFICATIONS WITHOUT NOTICE.

LP10 CSA/UL TYPE 1 PROPANE - NG

Propane hose is designed to transfer liquified propane. It meets Canadian Gas Association as well as CAN/CGA-8.1-M86 Type 1 requirements. This hose is supplied in premade, factory tested assemblies only and conforms to CSA requirements. LP10 can also be used for natural gas in an outdoor, open, and ventilated area.



Tube: Nitrile rubber designed for low permeation
Reinforcement: Synthetic fiber
Cover: Black, oil, abrasion, and flame resistant rubber
Temperature: -40°C to 60°C (-40°F to 140°F)

*** Factory Made Assemblies Only***

ID	Part Number	OD	Max WP	Weight
in		in	psi	lbs/ft
¼	LP10-025	0.53	350	0.09
⅜	LP10-038	0.71	350	0.16
½	LP10-050	0.84	350	0.30
¾	LP10-075	1.19	350	0.43
1	LP10-100	1.46	350	0.58

BRASS ENDS

ID	Old Part Number	New Part Number	Length	Fittings
			ft	
¼"	EP34120-4	LP10B-04LH120	10	Left hand 9/16 - 18
¼"	EP34180-4	LP10B-04LH180	15	Left hand 9/16 - 18
¼"	EP34240-4	LP10B-04LH240	20	Left hand 9/16 - 18
¼"	EP34300-4	LP10B-04LH300	25	Left hand 9/16 - 18
¼"	EP26120-4	LP10B-04MP120	10	NPT Male
¼"	EP26180-4	LP10B-04MP180	15	NPT Male
¼"	EP26240-4	LP10B-04MP240	20	NPT Male
¼"	EP26300-4	LP10B-04MP300	25	NPT Male
¼"	EP26600-4	LP10B-04MP600	50	NPT Male
¼"	EP36036-4	LP10B-04PLMP036	3	POL x NPT Male
¼"	EP36060-4	LP10B-04PLMP060	5	POL x NPT Male
¼"	EP36120-4	LP10B-04PLMP120	10	POL x NPT Male
⅜"	EP48120-6	LP10B-06FS120	10	SAE Female
⅜"	EP48180-6	LP10B-06FS180	15	SAE Female
⅜"	EP48300-6	LP10B-06FS300	25	SAE Female
⅜"	EP28120-6	LP10B-06FSMP120	10	SAE Female x NPT Male
⅜"	EP28144-6	LP10B-06FSMP144	12	SAE Female x NPT Male
⅜"	EP28180-6	LP10B-06FSMP180	15	SAE Female x NPT Male
⅜"	EP28240-6	LP10B-06FSMP240	20	SAE Female x NPT Male
⅜"	EP28300-6	LP10B-06FSMP300	25	SAE Female x NPT Male

STEEL ENDS

ID	Old Part Number	New Part Number	Length	Fittings
			ft	
½"	EPS73024-8	LP10S-08FJ024	2	JIC Female
½"	EPS73300-8	LP10S-08FJ300	25	JIC Female
½"	EPS73600-8	LP10S-08FJ600	50	JIC Female
½"	EPS73900-8	LP10S-08FJ900	75	JIC Female
½"	EPS731200-8	LP10S-08FJ1200	100	JIC Female
¾"	EPS74300-12	LP10S-12FJ300	25	JIC Female
¾"	EPS74600-12	LP10S-12FJ600	50	JIC Female
¾"	EPS74900-12	LP10S-12FJ900	75	JIC Female
¾"	EPS741200-12	LP10S-12FJ1200	100	JIC Female
¾"	EPS68300-12	LP10S-12FS300	25	SAE Female
¾"	EPS68600-12	LP10S-12FS600	50	SAE Female
¾"	EPS68900-12	LP10S-12FS900	75	SAE Female
¾"	EPS681200-12	LP10S-12FS1200	100	SAE Female
¾"	EPS52300-12	LP10S-12MP300	25	NPT Male
¾"	EPS52600-12	LP10S-12MP600	50	NPT Male
¾"	EPS52900-12	LP10S-12MP900	75	NPT Male
¾"	EPS521200-12	LP10S-12MP1200	100	NPT Male
1"	EPS75300-16	LP10S-16FJ300	25	JIC Female
1"	EPS75600-16	LP10S-16FJ600	50	JIC Female
1"	EPS75900-16	LP10S-16FJ900	75	JIC Female
1"	EPS751200-16	LP10S-16FJ1200	100	JIC Female
1"	EPS53300-16	LP10S-16MP300	25	NPT Male
1"	EPS53600-16	LP10S-16MP600	50	NPT Male
1"	EPS53900-16	LP10S-16MP900	75	NPT Male
1"	EPS531200-16	LP10S-16MP1200	100	NPT Male

Other lengths and fitting combinations available on request.

BECAUSE WE CONTINUALLY EXAMINE WAYS TO IMPROVE OUR PRODUCTS, WE RESERVE THE RIGHT TO ALTER SPECIFICATIONS WITHOUT NOTICE.

Code	
FSAE	FS
FJIC	FJ
MNPT	MP
POL	PL
Left Hand ⅜"	LH

LP15/LP20 CSA/UL PROPANE - NG

Propane hose is designed to transfer liquified propane. It meets Canadian Gas Association as well as CAN/CGA-8.1-M86 Type 1 requirements. This hose is supplied in premade, factory tested assemblies only and conforms to CSA requirements. LP15 and LP20 can also be used for natural gas in an outdoor, open, and ventilated area.



Tube: Nitrile rubber designed for low permeation
Reinforcement: Synthetic fiber
Cover: Black, oil, abrasion, and flame resistant rubber
Temperature: -40°C to 82°C (-40°F to 180°F)

*** Factory Made Assemblies Only***

ID	Part Number	OD	Max WP	Weight
in		in	psi	lbs/ft
½	LP15-050	0.93	350	0.25
¾	LP15-075	1.23	350	0.38
1	LP15-100	1.49	350	0.51
1-¼	LP15-125	1.80	350	0.67
1-½	LP15-150	2.04	350	0.78

STEEL ENDS

ID	Old Part Number	New Part Number	Length	Fittings
			ft	
¼"	EP34240-4	LP20S-04LH240	20	Left hand 9/16/ - 18
¼"	EP34300-4	LP20S-04LH300	25	Left hand 9/16/ - 18
¼"	EP26180-4	LP20S-04MP180	15	NPT Male
¼"	EP26240-4	LP20S-04MP240	20	NPT Male
¼"	EP26300-4	LP20S-04MP300	25	NPT Male
¼"	EP26600-4	LP20S-04MP600	50	NPT Male
⅜"	EP48120-6	LP20S-06FS120	10	SAE Female
⅜"	EP48180-6	LP20S-06FS180	15	SAE Female
⅜"	EP48300-6	LP20S-06FS300	25	SAE Female
⅜"	EP28240-6	LP20S-06FSMP240	20	SAE Female x NPT Male
⅜"	EP28300-6	LP20S-06FSMP300	25	SAE Female x NPT Male
½"	EPS73024-8	LP15S-08FJ024	2	JIC Female
½"	EPS73300-8	LP15S-08FJ300	25	JIC Female
½"	EPS73600-8	LP15S-08FJ600	50	JIC Female
½"	EPS73900-8	LP15S-08FJ900	75	JIC Female
½"	EPS731200-8	LP15S-08FJ1200	100	JIC Female
¾"	EPS74300-12	LP15S-12FJ300	25	JIC Female
¾"	EPS74600-12	LP15S-12FJ600	50	JIC Female
¾"	EPS74900-12	LP15S-12FJ900	75	JIC Female
¾"	EPS741200-12	LP15S-12FJ1200	100	JIC Female
¾"	EPS68300-12	LP15S-12FS300	25	SAE Female
¾"	EPS68600-12	LP15S-12FS600	50	SAE Female
¾"	EPS68900-12	LP15S-12FS900	75	SAE Female
¾"	EPS681200-12	LP15S-12FS1200	100	SAE Female
¾"	EPS52300-12	LP15S-12MP300	25	NPT Male
¾"	EPS52600-12	LP15S-12MP600	50	NPT Male
¾"	EPS52900-12	LP15S-12MP900	75	NPT Male
¾"	EPS521200-12	LP15S-12MP1200	100	NPT Male

STEEL ENDS

ID	Old Part Number	New Part Number	Length	Fittings
			ft	
1"	EPS75300-16	LP15S-16FJ300	25	JIC Female
1"	EPS75600-16	LP15S-16FJ600	50	JIC Female
1"	EPS75900-16	LP15S-16FJ900	75	JIC Female
1"	EPS751200-16	LP15S-16FJ1200	100	JIC Female
1"	EPS53300-16	LP15S-16MP300	25	NPT Male
1"	EPS53600-16	LP15S-16MP600	50	NPT Male
1"	EPS53900-16	LP15S-16MP900	75	NPT Male
1"	EPS531200-16	LP15S-16MP1200	100	NPT Male
1¼"	EPS54240-20	LP15S-20MP240	20	NPT Male
1¼"	EPS54300-20	LP15S-20MP300	25	NPT Male
1¼"	EPS54480-20	LP15S-20MP480	40	NPT Male
1¼"	EPS54600-20	LP15S-20MP600	50	NPT Male
1¼"	EPS76300-20	LP15S-20FJ300	25	JIC Female
1¼"	EPS76600-20	LP15S-20FJ600	50	JIC Female
1½"	EPS55240-24	LP15S-24MP240	20	NPT Male
1½"	EPS55360-24	LP15S-24MP360	30	NPT Male
1½"	EPS55600-24	LP15S-24MP600	50	NPT Male
2"	EPS56180-32	LP20S-32MP180	15	NPT Male
2"	EPS56240-32	LP20S-32MP240	20	NPT Male
2"	EPS56300-32	LP20S-32MP300	25	NPT Male
2"	EPS56360-32	LP20S-32MP360	30	NPT Male
2"	EPS56600-32	LP20S-32MP600	50	NPT Male

Other lengths and fitting combinations available on request.

Code	
FSAE	FS
FJIC	FJ
MNPT	MP

Code	
POL	PL
Left Hand ⅝"	LH

Petroleum Hose



LP30 CSA/UL TYPE III PROPANE - NG HOSE

CSA approved to CGA Type III hose assemblies and tested/tagged in factory. Type III assemblies are approved for liquid propane and Natural Gas vapor and meets the requirements of CAN/CGA 8.1-M86.

Tube: Nylon
Reinforcement: Steel braid
Cover: NBR
Temperature: -40°C to 60°C (-40°F to 140°F)

*** Factory Made Assemblies Only ***

Part Number	ID	OD	Max WP	Weight
	in	in	psi	lbs/ft
LP30-06	5/16	0.70	350	

EPJETSOX HEATER DUCT



Tear resistance sewn construction heavy gauge fabric. The UV stabilization fabric resists mold/mildew for rigorous and outdoor applications. This hose is used for both blowing, exhausting and is flame resistant according with UL94VTMO.

DUCTING (WITH SILICONE STARTER STRIP) -54°C - 176°C (-65°F - 350°F)

Part Number	Hose Size x Length	Description
EPJETSOX-12N-12-DE	12" x 12'	12"x12' JETSOX M/F PINLOCK -STORAGE STRAP
EPJETFLEXLT-12N-25-DE	12" x 25'	12"x25' JETFLEXLT M/F PINLOCK -STORAGE STRAP
EPJETSOX-16N-25-DE	16" x 25'	16"x25' JETFLEXLT M/F PINLOCK -STORAGE STRAP
EPJETSOX-20N-25-DE	20" x 25'	20"x25' JETFLEXLT M/F PINLOCK -STORAGE STRAP

CSA PROPANE QUICK DISCONNECTS




VALVED COUPLER



NIPPLE



DUST CAP



DUST PLUG

Size	Part Number	Part Number	Part Number	Part Number
3/8"	QPC66FP	QPN66FP	QP6DC	QP6DP
1/2"	QPC88FP	QPN88FP	QP8DC	QP8DP
3/4"	QPC1212FP	QPN1212FP	QP12DC	QP12DP
1"	QPC1616FP	QPN1616FP	QP16DC	QP16DP

Comes with Plug.

Comes with Cap.

EP60 PROPANE REGULATOR



Part Number	Inlet Size	Outlet Size	BTU Rating
EP60X60	1/4" F-NPT	3/8" F-NPT	140,000

BECAUSE WE CONTINUALLY EXAMINE WAYS TO IMPROVE OUR PRODUCTS, WE RESERVE THE RIGHT TO ALTER SPECIFICATIONS WITHOUT NOTICE.

HN COMPACT 100R4 SUCTION / RETURN HOSE



Tube: Seamless, black, oil and heat resistant synthetic rubber
Reinforcement: Textile braided with spiral wire to prevent collapsing
Cover: Black synthetic oil and heat resistant rubber, MSHA approved
Temperature: -40°C to +100°C (-40°F to +212°F)
Application: Hose meets or exceeds the requirement of SAE 100R4. An extremely flexible high pressure suction and return hose designed to handle petroleum & water based hydraulic fluids. It is specially designed for minimal force to bend and superior kink resistance.

Branding: FORSAFLEX HN-20 1-1/4" EXCEEDS SAE 100R4 SUCTION HOSE 200 PSI

HN hose can be crimped. Consult factory for details.

Part Number	ID		OD		Max WP		Vacuum Inches		Min BR		Weight lbs/ft	Standard Pack
	in	mm	in	mm	psi	Hg	in	mm				
HN-12	3/4	19.0	1.14	29.0	300	27	1.61	41.0	0.40	100' - coil		
HN-16	1	25.4	1.38	35.0	250	27	1.81	46.0	0.50	100' - coil		
HN-20	1-1/4	31.8	1.65	42.0	200	27	2.40	61.0	0.60	100' - coil		
HN-24	1-1/2	38.1	1.93	49.0	150	27	2.60	66.0	0.75	100' - coil		
HN-32	2	50.8	2.44	62.0	150	27	6.30	160.0	0.90	100' - coil		
HN-40	2-1/2	63.5	2.97	75.5	150	27	9.80	249.0	1.20	100' - coil		
HN-48	3	76.2	3.46	88.0	150	27	11.81	300.0	1.60	100' - coil		
HN-56	3-1/2	88.9	4.02	102.1	150	27	14.00	356.0	1.90	100' - coil		

HXP STANDARD 100R4 SUCTION / RETURN HOSE



Tube: Seamless, black, oil and heat resistant synthetic rubber
Reinforcement: Textile braided with helical wire to prevent collapsing
Cover: Black synthetic oil and heat resistant rubber, MSHA approved
Temperature: -40°C to +100°C (-40°F to +212°F)
Application: A high quality oil suction hose specifically designed for hydraulic suction service

Branding: FORSAFLEX HXP-12 3/4" SAE100R4 300 PSI WP - MSHA

HXP hose can be crimped. Consult factory for details.

Part Number	ID		OD		Max WP		Vacuum Inches		Min BP		Min BR	Weight lbs/ft	Standard Pack
	in	mm	in	mm	psi	MPa	Hg	psi	MPa				
HXP-12	3/4	19.0	1.16	29.5	300	2.1	29	1,200	8.3	4.9	125.0	0.41	100' - coil
HXP-16	1	25.4	1.50	38.1	250	1.7	29	1,000	6.9	5.9	150.0	0.67	100' - coil
HXP-20	1-1/4	31.8	1.75	44.5	200	1.4	29	800	5.5	7.8	200.0	0.83	100' - coil
HXP-24	1-1/2	38.1	2.10	53.34	150	1.0	29	600	4.1	10.0	255.0	1.16	100' - coil
HXP-32	2	50.8	2.46	62.5	200	0.7	29	400	2.8	11.8	300.0	1.18	100' - coil

BECAUSE WE CONTINUALLY EXAMINE WAYS TO IMPROVE OUR PRODUCTS, WE RESERVE THE RIGHT TO ALTER SPECIFICATIONS WITHOUT NOTICE.

Specialty Hose



FE10 FIRE ENGINE DRAFTFLEX™

Tube: Cold weather PVC
Reinforcement: Rigid PVC helix
Temperature: -20°C to +70°C (-22°F to +140°F)
Application: Designed for suction side drafting, dry hydrant connections, trash pumps in construction and mining, solid material transfer drafting from lakes, ponds, rivers, pools, wells, etc. during structural firefighting operations.

Part Number	ID		OD		Max WP	Vacuum Inches	Min BR	Weight	Standard Pack
	in	mm	in	mm	psi @ 20°C / 70°F	Hg	in	lbs/ft	
FE10-300	3	89	3.50	89	25	29	5.0	1.00	100' - Coil
FE10-400	4	116	4.55	116	20	28	6.5	1.52	100' - Coil
FE10-500	5	145	5.73	145	20	28	9.5	2.50	100' - Coil
FE10-600	6	171	6.73	171	20	28	10.6	3.10	10', 100' - Coil



FEMALE NH COUPLINGS

Part Number	Size
DFN-300	3
DFN-400	4
DFN-500	5
DFN-600	6

MALE NH COUPLINGS

Part Number	Size
DMN-300	3
DMN-400	4
DMN-500	5
DMN-600	6

STORZ COUPLINGS

Part Number	Size
DST-300	3
DST-400	4
DST-500	5
DST-600	6

BECAUSE WE CONTINUALLY EXAMINE WAYS TO IMPROVE OUR PRODUCTS, WE RESERVE THE RIGHT TO ALTER SPECIFICATIONS WITHOUT NOTICE.



FE20 FIRE ENGINE BOOSTER

- Tube:** Synthetic rubber
- Reinforcement:** Two braids of synthetic fiber
- Cover:** Red synthetic rubber
- Temperature:** -18°C to 82°C (-0°F to +180°F)
- Application:** For use in high pressure fire engine booster services. It also has many applications in other heavy duty industrial and municipal operations.

Part Number	ID		OD		Max WP	Bend Radius	Weight	Standard Pack
	in	mm	in	mm	psi	in	lbs/ft	
FE20-075	3/4	19.0	1.25	31.8	800	???	0.42	500' - reel
FE20-100	1	25.4	1.53	38.9	800	???	0.57	450' - reel



WD35 FORESTRY HOSE ASSEMBLIES - UNIVERSAL FORESTRY ENDS

Part Number	Hose Size	Max WP	Fitting A	Fitting B	Length	Attaching Method
		psi			ft	
WD35-150FC50	1-1/2	250	Forestry	Forestry	50	Expanded
WD35-150FC100	1-1/2	250	Forestry	Forestry	100	Expanded

Other lengths and fitting combinations are available.

BECAUSE WE CONTINUALLY EXAMINE WAYS TO IMPROVE OUR PRODUCTS, WE RESERVE THE RIGHT TO ALTER SPECIFICATIONS WITHOUT NOTICE.

Specialty Hose



AH80 MINE SPRAY HOSE 1000

- Tube:** Synthetic oil mist resistant
- Reinforcement:** Steel wire
- Cover:** Yellow cut and abrasion resistant rubber, MSHA
- Temperature:** -30°C to 100°C (-22°F to +212°F)
- Application:** Designed for heavy duty service requirements of underground mine spray applications, excellent choice for high pressure air applications in construction and quarries
- Vacuum:** Not recommended
- Safety Factor:** 4:1
- Branding:** FORSAFLEX AH80-200 2" MINE SPRAY HttOSE 1000 PSI MAX WP.

TEMPERATURE/PRESSURE DERATING SCHEDULE

Temperature		Max WP (psi)
21°C	70°F	1000
32°C	90°F	910
66°C	150°F	640
93°C	200°F	420

Part Number	ID		OD		Max WP	Bend Radius	Weight	Standard Pack
	in	mm	in	mm	psi	in	lbs/ft	
AH80-075	¾	19.0	1.04	26.4	1000	6.0	0.35	100' - coil
AH80-100	1	25.4	1.33	33.8	1000	8.0	0.50	100' - coil
AH80-125	1¼	31.8	1.63	41.4	1000	10.0	0.71	100' - coil
AH80-150	1½	38.1	1.88	47.8	1000	11.0	0.91	100' - coil
AH80-200	2	50.8	2.43	61.7	1000	16.0	1.14	100' - coil



HC10 HYDROCARBON DRAIN HOSE

- Tube:** Black nitrile
- Reinforcement:** 1" Steel wire braid
2" & 4" A high tensile steel helix embedded between layers of textile cords
- Cover:** Blue chloroprene
- Temperature:** -28°C up to 105°C (-20°F up +300°F)
- Application:** Designed for applications requiring resistance to oil and petroleum based fluids. For use in refining industry during transfer of hydrocarbons
Not for steam use.
- Branding:** FORSAFLEX HC10-100 1" HYDROCARBON 300 PSI MAX WP.

Part Number	ID		OD		Max WP	Weight	Standard Pack
	in	mm	in	mm	psi	lbs/ft	
HC10-075	¾	19.0	1.10	27.9	300	0.57	50' coil
HC10-100	2	50.8	2.62	66.6	300	1.41	50' coil
HC10-400	4	101.6	4.83	122.7	300	3.52	50' coil



SH10 EPDM STEAM HOSE - BOLT CLAMPS

Tube: Black smooth EPDM
Reinforcement: Steel wire braids
Cover: Red EPDM wrapped finish
Temperature: -40°C to +210°C (-40°F to +410°F) / saturated steam
Application: Designed to convey saturated steam and hot water

Branding: SH10-100 1" EPDM STEAM HOSE 250 PSI MAX WP
 210°C (410°F) - DRAIN AFTER USE

⚠ WARNING!

• Super heated steam considerably shortens the service life of the hose.

Part Number	Cover	ID		OD		Max WP	Min BR	Weight	Standard Pack
		in	mm	in	mm	psi	in	lbs/ft	
SH10R-075	Red	3/4	19.0	1.25	31.0	250	4.4	0.44	50-100' Coils
SH10R-100	Red	1	25.4	1.50	38.0	250	6.7	0.77	50-100' Coils
SH10R-200	Red	2	50.8	2.64	67.0	250	11.8	1.44	50-100' Coils



SH15 EPDM STEAM HOSE - CRIMP FITTINGS

Tube: Black smooth EPDM
Reinforcement: Steel wire braids
Cover: Red/Black EPDM wrapped finish
Temperature: -40°C to +232°C (-40°F to +450°F) / saturated steam
Application: Designed to convey saturated steam and hot water

⚠ WARNING!

• Super heated steam considerably shortens the service life of the hose.

Part Number	Cover	ID		OD		Max WP	Min BR	Weight	Standard Pack
		in	mm	in	mm	psi	in	lbs/ft	
SH15R-075	Red	3/4	19.0	1.78	32.5	250	4.4	0.56	50-100' Coils
SH15R-100	Red	1	25.4	1.63	41.4	250	6.7	0.91	50-100' Coils
SH15B-075	Black	3/4	19.0	1.78	32.5	250	4.4	0.56	50-100' Coils
SH15B-100	Black	1	25.4	1.63	41.4	250	6.7	0.91	50-100' Coils



MALE NPTF - CRIMP

Part Number	Size
IMS-3V	3/4"
IMS-4V	1"



FEMALE GROUND JOINT - CRIMP

Part Number	Size
RGJS-3V	3/4"
RGJS-4V	1"

BECAUSE WE CONTINUALLY EXAMINE WAYS TO IMPROVE OUR PRODUCTS, WE RESERVE THE RIGHT TO ALTER SPECIFICATIONS WITHOUT NOTICE.

STEAM HOSE SAFETY RECOMMENDATIONS

Handling steam is a very hazardous situation. Using care and some safety precautions can minimize or eliminate personal or property damage.

Selecting and Using Steam Hose

1. Make sure steam hose is identified as a steam hose. It should be branded as such, stating working pressure and temperature rating.
2. Make sure working pressure and temperature is not exceeded.
3. Do not allow hose to remain under pressure when not in use.
4. Avoid excessive bending or flexing of hose near the coupling. Straight line operation is preferred. If bends are necessary as part of operation, spring guards may help.
5. Be sure and use recommended steam hose couplings and clamps on hose.

Maintenance of Steam Hose

1. Periodic inspection of hose should include looking for cover blisters and lumps.
2. Check for kinked areas that could damage hose.
3. Drain hose after each use to avoid tube damage before hose is put back in operation, to avoid "popcorning" of the tube.
4. Check tightness of clamps and bolts after each use.
5. Check to see if clamp halves are touching. If they are, recouple hose with smaller clamps to ensure proper tightness or grip around hose.
6. Do not store hose over hooks.
7. Steam hose laying on metal racks or installed around steel piping will dry out the hose, causing tube and cover cracking.

Corrosive Hose

When the water used to generate steam contains dissolved air, oxygen, or carbon dioxide, then these gases end up as contaminants in the steam. At high temperatures of steam, both oxygen and carbon dioxide are extremely corrosive.

Carbon dioxide is acidic and therefore attacks metals, whereas the oxygen corrodes metals and oxidizes rubbers. Corrosion of metals in the presence of both oxygen and acids is forty times faster than with either alone. Boiler water is therefore normally treated not only to remove the "hardness," which could cause "furring" of the boiler, but also to remove dissolved oxygen and carbon dioxide and to ensure that the steam is not only non-acidic, but even slightly alkaline. Boiler water treatment is a specialized subject beyond the scope of this technical sheet, but correct steam generation is important.

Deterioration of Steam Hose

Like all rubber products steam hoses have a finite life and are subject to gradual deterioration with use. However, it sometimes happens that hoses which have been giving a good life suddenly start failing without apparent reason. In such cases, it is often a change in the steam conditions causing a rapid acceleration of a normal failure mode. It is therefore useful to consider how steam hoses normally last and thus how the condition affects hose life.

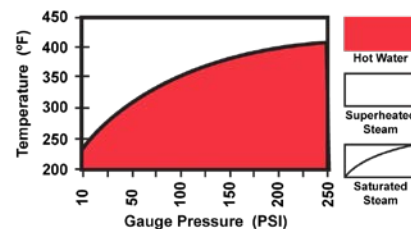
Reprinted from ARPM-11-1 Steam Hose.

SELECTING AND USING STEAM HOSE

Gauge PSI	Pressure Bar	Temperature	
		°C	°F
25	1.23	130	267
30	2.07	134	274
35	2.42	138	281
40	2.76	141	287
45	3.11	144	292
50	3.45	148	298
60	4.14	153	307
70	4.83	158	316
80	5.52	162	324
90	6.21	166	330
100	6.90	170	338
120	8.28	177	350
140	9.66	182	351
160	11.04	188	371
180	12.42	193	379
200	13.80	198	388
225	15.53	203	397
250	17.25	208	406
275	18.98	212	414
300	20.70	216	422
325	22.43	221	429
350	24.15	225	437

The chart represents the three forms of water when subjected to heat and pressure. Use only hoses designed for the application.

Gauge Pressure PSI	Temperature of Saturated Steam
	°F
10	239
25	267
50	298
75	320
100	338
125	353
150	366
175	377
200	388
225	397
250	406



BECAUSE WE CONTINUALLY EXAMINE WAYS TO IMPROVE OUR PRODUCTS, WE RESERVE THE RIGHT TO ALTER SPECIFICATIONS WITHOUT NOTICE.


PGH THE PERFECT GARDEN HOSE®



Tube:	Clear TPE
Reinforcement:	Polypropylene 2 Helix Design, Color Blue 2 ply spiral polyester fiber
Cover:	TPE with color Blue/Green
Temperature:	-29°C to +70°C (-20°F to +158°F)
Weight:	0.13 lbs/ft

Application: The Perfect Garden Hose's unique double helix construction makes this a very flexible and only "unkinkable" garden hose. The Perfect Garden Hose is 35%-50% lighter than the average garden hose and maintains flexibility in cold temperatures. It is assembled with heavy duty brass fittings. All of these features make The Perfect Garden Hose ideal for residential and light commercial users. PGH hose is suited for washing cars, RVs, or boats and also wash-down use in industrial plants, horse barns, and landscape applications.

PGH THE PERFECT GARDEN HOSE® ASSEMBLIES

Part Number	Color	Hose Size	 Max WP	Fitting A	Fitting B	Length	Attaching Method
			psi @ 20°C / 70°F			ft	
PGH-25-BL	Blue	5/8	100	M-GHT	F-GHT	25	Crimp
PGH-50-BL	Blue	5/8	100	M-GHT	F-GHT	50	Crimp
PGH-100-BL	Blue	5/8	100	M-GHT	F-GHT	100	Crimp
PGH-50-GN	Green	5/8	100	M-GHT	F-GHT	50	Crimp
PGH-100-GN	Green	5/8	100	M-GHT	F-GHT	100	Crimp
PGH-50-RD	Red	5/8	100	M-GHT	F-GHT	50	Crimp

BECAUSE WE CONTINUALLY EXAMINE WAYS TO IMPROVE OUR PRODUCTS, WE RESERVE THE RIGHT TO ALTER SPECIFICATIONS WITHOUT NOTICE.

Water Discharge Hose



GH10 GOLF COURSE HOSE


- Tube:** Black PVC
- Reinforcement:** Synthetic fiber
- Cover:** Smooth transparent green PVC compound
- Temperature:** -4°C to +65°C (+25°F to +150°F)
- Application:** An all-purpose heavy duty PVC hose that is ideal for golf courses and parks.

Part Number	ID		OD		Max WP	Weight	Standard Pack
	in	mm	in	mm	psi @ 20°C / 70°F	lbs/ft	
GH10-075	3/4	19.0	1.03	26.0	125	0.22	300' - Coil
GH10-100	1	25.4	1.30	32.9	125	0.30	50/100' - Coil

GH10 GOLF COURSE ASSEMBLIES



GHT M x F



NPSM M x F

Part Number	Hose Size	Brass Fitting A	Brass Fitting B	Length	Attaching Method
				ft	
GH10-075GHT50	3/4	M-GHT	F-GHT	50	Crimp
GH10-075GHT100	3/4	M-GHT	F-GHT	100	Crimp
GH10-100GHT50	1	M-NPSM	F-NPSM	50	Crimp
GH10-100GHT100	1	M-NPSM	F-NPSM	100	Crimp

Other lengths and fitting combinations are available.





BECAUSE WE CONTINUALLY EXAMINE WAYS TO IMPROVE OUR PRODUCTS, WE RESERVE THE RIGHT TO ALTER SPECIFICATIONS WITHOUT NOTICE.



WD10 BLUE PVC LAYFLAT

Tube: Blue PVC
Reinforcement: Synthetic fiber
Cover: Blue PVC
Temperature: -10°C to +55°C (15°F to +130°F)
Application: A light duty layflat hose for portable pump and irrigation use.

Branding: FORSAFLEX WD10-200 65 PSI MAX WP

Part Number						Standard Pack
	in	in	mm	psi	lbs/ft	
WD10-100	1	1.11	28.1	100	0.11	300' - Coil
WD10-125	1-¼	1.36	34.5	85	0.12	300' - Coil
WD10-150	1-½	1.61	40.9	70	0.14	300' - Coil
WD10-200	2	2.11	53.6	65	0.20	300' - Coil
WD10-250	2-½	2.62	66.5	60	0.27	300' - Coil
WD10-300	3	3.13	79.5	60	0.34	300' - Coil
WD10-400	4	4.13	104.9	60	0.48	300' - Coil
WD10-600	6	6.14	155.9	40	0.77	300' - Coil
WD10-800	8	8.15	207.0	35	1.21	300' - Coil
WD10-1000	10	10.12	257.0	35	1.81	100' - Coil
WD10-1200	12	12.13	308.1	30	1.95	100' - Coil

WD10 BLUE PVC LAYFLAT ASSEMBLIES



Camlock C x E



NPSH M x F

Part Number	Hose Size	Fitting A	Fitting B	Length	Attaching Method
				ft	
WD10-150CE50	1-½	C	E	50	Band Clamps
WD10-200CE50	2	C	E	50	Band Clamps
WD10-300CE50	3	C	E	50	Band Clamps
WD10-400CE50	4	C	E	50	Band Clamps
WD10-600CE50	6	C	E	50	Band Clamps
WD10-150MF50	1-½	M-NPSH	F-NPSH	50	Band Clamps
WD10-200MF50	2	M-NPSH	F-NPSH	50	Band Clamps
WD10-300MF50	3	M-NPSH	F-NPSH	50	Band Clamps
WD10-400MF50	4	M-NPSH	F-NPSH	50	Band Clamps
WD10-600MF50	6	M-NPSH	F-NPSH	50	Band Clamps

BECAUSE WE CONTINUALLY EXAMINE WAYS TO IMPROVE OUR PRODUCTS, WE RESERVE THE RIGHT TO ALTER SPECIFICATIONS WITHOUT NOTICE.





Water Discharge Hose



WD12 GRAY PVC LAYFLAT

Tube: Gray PVC
Reinforcement: Synthetic fiber
Cover: Gray PVC
Temperature: -10°C to +55°C (15°F to +130°F)
Application: A medium duty layflat hose for portable pump and irrigation use.

Branding: FORSAFLEX WD12-200 120 PSI MAX WP

Part Number						Standard Pack
	ID	OD		Max WP	Weight	
	in	in	mm	psi	lbs/ft	
WD12-150	1-½	1.63	41.5	75	0.19	300' - Coil
WD12-200	2	2.13	54.2	120	0.26	300' - Coil
WD12-300	3	3.23	82.0	110	0.44	300' - Coil
WD12-400	4	4.39	111.6	110	0.73	300' - Coil
WD12-600	6	6.20	157.4	35	1.14	300' - Coil

WD12 GRAY PVC LAYFLAT ASSEMBLIES



Camlock C x E



NPSH M x F

Part Number	Hose Size	Fitting A	Fitting B	Length	Attaching Method
				ft	
WD12-150CE50	1-½	C	E	50	Band Clamps
WD12-200CE50	2	C	E	50	Band Clamps
WD12-300CE50	3	C	E	50	Band Clamps
WD12-400CE50	4	C	E	50	Band Clamps
WD12-600CE50	6	C	E	50	Band Clamps
WD12-150MF50	1-½	M-NPSH	F-NPSH	50	Band Clamps
WD12-200MF50	2	M-NPSH	F-NPSH	50	Band Clamps
WD12-300MF50	3	M-NPSH	F-NPSH	50	Band Clamps
WD12-400MF50	4	M-NPSH	F-NPSH	50	Band Clamps
WD12-600MF50	6	M-NPSH	F-NPSH	50	Band Clamps

Other lengths and fitting combinations are available.





BECAUSE WE CONTINUALLY EXAMINE WAYS TO IMPROVE OUR PRODUCTS, WE RESERVE THE RIGHT TO ALTER SPECIFICATIONS WITHOUT NOTICE.



WD13 RED/BROWN PVC LAYFLAT

Tube: Brown PVC
Reinforcement: Synthetic fiber
Cover: Brown PVC
Temperature: -10°C to +55°C (5°F to +130°F)
Application: This hose is a more rugged version of our blue PVC layflat hose, designed for use where higher working pressures are required. Common applications are rental, construction, mining, agricultural and marine service.

Branding: FORSAFLEX WD13-200 2" 115 PSI MAX WP

Part Number						Standard Pack
	ID	OD		Max WP	Weight	
	in	in	mm	psi	lbs/ft	
WD13-150	1-½	1.63	41.4	120	0.15	300' - Coil
WD13-200	2	2.14	54.4	115	0.23	300' - Coil
WD13-250	2-½	2.63	66.8	100	0.30	300' - Coil
WD13-300	3	3.13	79.5	100	0.36	300' - Coil
WD13-400	4	4.13	104.9	90	0.50	300' - Coil
WD13-600	6	6.15	156.2	75	0.80	300' - Coil
WD13-800	8	8.17	207.5	75	1.31	300' - Coil

WD13 RED/BROWN PVC LAYFLAT ASSEMBLIES



Part Number	Hose Size	Fitting A	Fitting B	Length	Attaching Method
				ft	
WD13-150CE50	1-½	C	E	50	Band Clamps
WD13-200CE50	2	C	E	50	Band Clamps
WD13-300CE50	3	C	E	50	Band Clamps
WD13-400CE50	4	C	E	50	Band Clamps
WD13-600CE50	6	C	E	50	Band Clamps
WD13-150MF50	1-½	M-NPSH	F-NPSH	50	Band Clamps
WD13-200MF50	2	M-NPSH	F-NPSH	50	Band Clamps
WD13-300MF50	3	M-NPSH	F-NPSH	50	Band Clamps
WD13-400MF50	4	M-NPSH	F-NPSH	50	Band Clamps
WD13-600MF50	6	M-NPSH	F-NPSH	50	Band Clamps

Other lengths and fitting combinations are available.

BECAUSE WE CONTINUALLY EXAMINE WAYS TO IMPROVE OUR PRODUCTS, WE RESERVE THE RIGHT TO ALTER SPECIFICATIONS WITHOUT NOTICE.


Water Discharge Hose



WD14 HD RED/BROWN PVC LAYFLAT

Tube: Brown PVC
Reinforcement: Synthetic fiber
Cover: Brown PVC
Temperature: -10°C to +55°C (5°F to +130°F)
Application: This hose is a more rugged version of our blue PVC layflat hose, designed for use where higher working pressures are required. Common applications are rental, construction, mining, agricultural and marine service.

Branding: FORSAFLEX WD14-200 2" 150 PSI MAX WP

Part Number						Standard Pack
	ID	OD		Max WP	Weight	
	in	in	mm	psi	lbs/ft	
WD14-150	1-½	1.65	41.9	150	0.20	300' - Coil
WD14-200	2	2.16	54.9	150	0.28	300' - Coil
WD14-250	2-½	2.67	67.8	150	0.44	300' - Coil
WD14-300	3	3.19	81.0	150	0.54	300' - Coil
WD14-400	4	4.20	106.7	125	0.67	300' - Coil
WD14-600	6	6.21	157.7	115	1.25	300' - Coil
WD14-800	8	8.22	208.9	70	1.48	300' - Coil

WD14 HD RED/BROWN PVC LAYFLAT ASSEMBLIES



Camlock C x E



NPSH M x F

Part Number	Hose Size	Fitting A	Fitting B	Length	Attaching Method
				ft	
WD14-150CE50	1-½	C	E	50	Band Clamps
WD14-200CE50	2	C	E	50	Band Clamps
WD14-300CE50	3	C	E	50	Band Clamps
WD14-400CE50	4	C	E	50	Band Clamps
WD14-600CE50	6	C	E	50	Band Clamps
WD14-150MF50	1-½	M-NPSH	F-NPSH	50	Band Clamps
WD14-200MF50	2	M-NPSH	F-NPSH	50	Band Clamps
WD14-300MF50	3	M-NPSH	F-NPSH	50	Band Clamps
WD14-400MF50	4	M-NPSH	F-NPSH	50	Band Clamps
WD14-600MF50	6	M-NPSH	F-NPSH	50	Band Clamps

Other lengths and fitting combinations are available.

BECAUSE WE CONTINUALLY EXAMINE WAYS TO IMPROVE OUR PRODUCTS, WE RESERVE THE RIGHT TO ALTER SPECIFICATIONS WITHOUT NOTICE.

Water Discharge Hose



WD15 HIVIZ GREEN PVC LAYFLAT (PHTHALATE FREE) 150

Tube: Green PVC
Reinforcement: Synthetic fiber
Cover: HIVIZ Green PVC
Temperature: -10°C to +55°C (5°F to +130°F)
Application: This hose is a more rugged version of our blue PVC layflat hose, designed for use where higher working pressures are required. Common applications are rental, construction, mining, agricultural and marine service.

Branding: FORSAFLEX WD15-200 2" 150 PSI MAX WP

Part Number	ID		OD		Max WP	Weight	Standard Pack
	in	mm	in	mm	psi	lbs/ft	
WD15-200	2	50.8	2.14	54.4	150	0.23	300' - Coil
WD15-300	3	76.2	3.13	79.5	150	0.36	300' - Coil

WD15 HIVIZ GREEN PVC LAYFLAT ASSEMBLIES



Camlock C x E



NPSH M x F

Part Number	Hose Size	Fitting A	Fitting B	Length	Attaching Method
				ft	
WD15-200CE50	2	C	E	50	Band Clamps
WD15-300CE50	3	C	E	50	Band Clamps
WD15-200MF50	2	M-NPSH	F-NPSH	50	Band Clamps
WD15-300MF50	3	M-NPSH	F-NPSH	50	Band Clamps

Other lengths and fitting combinations are available.

BECAUSE WE CONTINUALLY EXAMINE WAYS TO IMPROVE OUR PRODUCTS, WE RESERVE THE RIGHT TO ALTER SPECIFICATIONS WITHOUT NOTICE.

Water Discharge Hose

WD20 DURAFLOW (OROFLEX STYLE)



Tube: Black PVC/Nitrile
Reinforcement: Circular woven synthetic fiber
Cover: Black ribbed abrasion and oil resistant nitrile/PVC rubber
Temperature: -30°C to +80°C (-22°F to +176°F)
Application: This is a lightweight high pressure, extremely strong hose for plant washdown, as well as high pressure general water discharge for construction and rental companies.

Part Number	Cover	ID		OD		Max WP psi	Weight lbs/ft	Standard Pack
		in	mm	in	mm			
WD20-150	Black	1-½	43.1	1.70	43.1	200	0.24	200' - Coil
WD20-200	Black	2	55.8	2.20	55.8	200	0.31	200' - Coil
WD20-250	Black	2-½	68.5	2.70	68.5	200	0.45	200' - Coil
WD20-300	Black	3	81.3	3.20	81.3	200	0.46	200' - Coil
WD20-400	Black	4	108.0	4.25	108.0	200	0.67	200' - Coil
WD20-600	Black	6	158.7	6.25	158.7	150	1.14	200' - Coil
WD20-800	Black	8	209.3	8.31	209.3	150	1.51	200' - Coil
WD20-1000	Black	10	263.0	10.35	263.0	150	2.25	50' - Coil
WD20OR-400	Orange	4	108.0	4.25	108.0	200	0.67	200' - Coil
WD20OR-600	Orange	6	158.7	6.25	158.7	150	1.14	200' - Coil
WD20OR-800	Orange	8	209.3	8.31	209.3	150	1.51	200' - Coil



Camlock C x E



Type B

Part Number	Hose Size	Fitting A	Fitting B	Length	Attaching Method
				ft	
WD20-150PF50	1-½	FNPSH	MNPSH	50	Expanded
WD20-150CE50	1-½	C	E	50	Crimp
WD20-200CE50	2	C	E	50	Crimp
WD20-300CE50	3	C	E	50	Crimp
WD20-400CE50	4	C	E	50	Crimp
WD20-600CE50	6	C	E	50	Crimp
WD20-400BS50	4	Ball - Type B	Socket - Type B	50	Crimp
WD20-600BS50	6	Ball - Type B	Socket - Type B	50	Crimp
WD20-800BS50	8	Ball - Type B	Socket - Type B	50	Crimp

Other lengths and fitting combinations are available.

BECAUSE WE CONTINUALLY EXAMINE WAYS TO IMPROVE OUR PRODUCTS, WE RESERVE THE RIGHT TO ALTER SPECIFICATIONS WITHOUT NOTICE.

WD95 TPU WATER DISCHARGE HOSE



Tube: One-piece through the weave TPU
Reinforcement: Circular woven synthetic yarns
Cover: Black abrasion resistant TPU (polyurethane)
Temperature: -50°C to +70°C (-58°F to +160°F)
Application: Designed for construction sites, waste water industry, agriculture and mining, transport of abrasive materials, flexible pipeline even in extreme terrain, irrigation and sludge disposal, for heavy duty service under toughest conditions. Perfectly prepared for hydraulic fraction in shale and oil fields.

Part Number	ID		OD		Max WP	Min BP	Weight	Length
	in	mm	in	mm	psi	psi	lbs/ft	
WD95-600-660-G	6				200	600	1.41	660' - Reel
WD95-800-660-G	8	8.30	210.8		200	600	2.35	660' - Reel
WD95-1000-660-G	10	10.33	262.4		200	600	2.75	660' - Reel
WD95-1200-660-G	12	12.33	313.2		150	450	3.40	660' - Reel

* Includes aluminum Victaulic grooved couplings.
 * Also available with stainless Victaulic grooved couplings.



FIELD ATTACHED CLAMP & GROOVED INSERT

Part No.	Size
RGS-800	8"
RGS-1000	10"
RGS-1200	12"



TWO BOLT GROOVED CLAMP

Part No.	Size
GBC-800	8"
GBC-1000	10"
GBC-1200	12"



PLATED STEEL GROOVED INSERT

Part No.	Size
CNG-800	8"
CNG-1000	10"
CNG-1200	12"

*Sold as sets only.

BECAUSE WE CONTINUALLY EXAMINE WAYS TO IMPROVE OUR PRODUCTS, WE RESERVE THE RIGHT TO ALTER SPECIFICATIONS WITHOUT NOTICE.

Water Discharge Hose

WD30 HEAVY DUTY CHILLER/WATER DISCHARGE HOSE - 150



Tube: Black synthetic rubber
Reinforcement: Synthetic fiber
Cover: Black synthetic rubber
Temperature: -35°C to +80°C (-30°F to +180°F)
Application: A heavy duty discharge hose used for rental/construction portable pumps and general water service.

Branding: FORSAFLEX WD30-400 4" HEAVY DUTY CHILLER/WATER DISCHARGE HOSE 150 PSI MAX WP

Water Discharge Hose

Part Number						Standard Pack
	ID	OD		Max WP	Weight	
	in	in	mm	psi	lbs/ft	
WD30-150	1-½	1.78	45.1	150	0.49	50/100' - Coil
WD30-200	2	2.32	58.8	150	0.66	50/100' - Coil
WD30-250	2-½	2.81	71.5	150	0.86	50/100' - Coil
WD30-300	3	3.38	86.2	150	1.35	50/100' - Coil
WD30-400	4	4.37	110.6	150	1.52	50/100' - Coil
WD30-500	5	5.40	138.0	150	2.25	50/100' - Coil
WD30-600	6	6.46	164.4	150	2.84	50/100' - Coil
WD30-800	8	8.54	217.0	150	4.20	50/100' - Coil
WD30-1000	10	10.55	268.0	150	5.78	50' - Coil

WD30 HD RUBBER CHILLER/WATER DISCHARGE ASSEMBLIES



Aluminum C x E



Brass C x E



Type B

Part Number	Hose Size	Fitting A	Fitting B	Length	Attaching Method
				ft	
WD30-200CE50	2	Aluminum C	Aluminum E	50	Crimp
WD30-300CE50	3	Aluminum C	Aluminum E	50	Crimp
WD30-400CE50	4	Aluminum C	Aluminum E	50	Crimp
WD30-600CE50	6	Aluminum C	Aluminum E	50	Crimp
WD30-200CE50-BR	2	Brass C	Brass E	50	Crimp
WD30-300CE50-BR	3	Brass C	Brass E	50	Crimp
WD30-400CE50-BR	4	Brass C	Brass E	50	Crimp
WD30-400BS50	4	Ball - Type B	Socket - Type B	50	Crimp
WD30-600BS50	6	Ball - Type B	Socket - Type B	50	Crimp
WD30-800BS50	8	Ball - Type B	Socket - Type B	50	Crimp





Other lengths and fitting combinations are available.

BECAUSE WE CONTINUALLY EXAMINE WAYS TO IMPROVE OUR PRODUCTS, WE RESERVE THE RIGHT TO ALTER SPECIFICATIONS WITHOUT NOTICE.



WD32 WATER JETTING 800

- Tube:** NBR/SBR, light oil resistance
Reinforcement: Synthetic fiber
Cover: Black synthetic rubber
Temperature: -30°C to +85°C (-22°F to +185°F)
Application: Stripping layers from hard surfaces, strip mining and washdown applications. Contact factory for proper fitting recommendation and coupling procedure.
- Branding:** FORSAFLEX WD32-400 4" WATER JETTING 800 PSI MAX WP

Part Number						Standard Pack
	ID	OD		Max WP	Weight	
	in	in	mm	psi	lbs/ft	
WD32-300	3	3.87	98.2	800	2.50	100' - Coil
WD32-400	4	5.02	127.6	800	3.70	100' - Coil
WD32-600	6	7.10	180.4	600	5.60	100' - Coil

BECAUSE WE CONTINUALLY EXAMINE WAYS TO IMPROVE OUR PRODUCTS, WE RESERVE THE RIGHT TO ALTER SPECIFICATIONS WITHOUT NOTICE.

Water Discharge Hose




WD35/WD38 SJ/DJ INDUSTRIAL MILL DISCHARGE






Tube: Black synthetic rubber
Cover: Single/double jacket, synthetic fiber
Temperature: -31°C to +85°C (-25°F to +185°F)
Application: A very economical pump discharge and washdown hose.
Not approved for fire fighting service.

Water Discharge Hose

WD35 - Single Jacket

Part Number	 ID	Bowl Size	 Working	 Weight	Standard Pack
	in		psi	lbs/ft	
WD35-100	1	1-3/16	150	0.15	50/100' - Coil
WD35-150	1-1/2	1-3/4	150	0.23	50/100' - Coil
WD35-200	2	2-1/4	150	0.28	50/100' - Coil
WD35-250	2-1/2	2-3/4	150	0.39	50/100' - Coil
WD35-300	3	3-5/16	150	0.50	50/100' - Coil
WD35-400	4	4-3/8	150	0.66	50/100' - Coil

WD38 - Double Jacket

Part Number	 ID	Bowl Size	 Working	 Weight	Standard Pack
	in		psi	lbs/ft	
WD38-100	1	1-3/8	250	0.19	50/100' - Coil
WD38-150	1-1/2	1-13/16	250	0.26	50/100' - Coil
WD38-200	2	2-5/16	250	0.33	50/100' - Coil
WD38-250	2-1/2	2-13/16	250	0.45	50/100' - Coil
WD38-300	3	3-3/8	250	0.61	50/100' - Coil
WD38-400	4	4-1/2	250	0.85	50/100' - Coil

WD35 INDUSTRIAL MILL DISCHARGE ASSEMBLIES



NPSH F x M

Part Number	Hose Size	Fitting A	Fitting B	Length	Attaching Method
				ft	
WD35-150PF50	1-1/2	FNPSH	MNPSH	50	Expanded
WD35-250CSA50	2-1/2	FCSA	MCSA	50	Expanded
WD35-150FC50	1-1/2	Forestry	Forestry	50	Expanded
WD35-150FC100	1-1/2	Forestry	Forestry	100	Expanded

Other lengths and fitting combinations are available.




BECAUSE WE CONTINUALLY EXAMINE WAYS TO IMPROVE OUR PRODUCTS, WE RESERVE THE RIGHT TO ALTER SPECIFICATIONS WITHOUT NOTICE.



WD45 AVALANCHE SNOWMAKING

Tube: Extremely smooth black synthetic rubber
Reinforcement: Woven filament polyester
Cover: Woven filament polyester
Temperature: As low as -48°C (-55°F)
Application: Designed for snowmaking, featuring a high performance construction.

Branding: FORSAFLEX WD45-200 2" AVALANCHE SNOWMAKING 800 PSI MAX WP

Part Number		Bowl Size			Standard Pack
	ID in		Test WP psi	Weight lbs/ft	
WD45-150	1-½	1-15/16	800	0.24	100' - Coil
WD45-200	2	2-5/16	800	0.32	100' - Coil
WD45-250	2-½	2-13/16	800	0.44	100' - Coil

Part Number	Hose Size	Fitting A	Fitting B	Length	Attaching Method
				ft	
WD45-150CE15	1-½"	1-½" - C	1-½" - E	15	Internal Expanded
WD45-150CE25	1-½"	1-½" - C	1-½" - E	25	Internal Expanded
WD45-150CE50	1-½"	1-½" - C	1-½" - E	50	Internal Expanded
WD45-150CE100	1-½"	1-½" - C	1-½" - E	100	Internal Expanded
WD45-150CE15-2	1-½"	2" - C	2" - E	15	Internal Expanded
WD45-150CE25-2	1-½"	2" - C	2" - E	25	Internal Expanded
WD45-150CE50-2	1-½"	2" - C	2" - E	50	Internal Expanded
WD45-150CE100-2	1-½"	2" - C	2" - E	100	Internal Expanded
WD45-200CE15	2"	2" - C	2" - E	15	Internal Expanded
WD45-200CE25	2"	2" - C	2" - E	25	Internal Expanded
WD45-200CE50	2"	2" - C	2" - E	50	Internal Expanded
WD45-200CE100	2"	2" - C	2" - E	100	Internal Expanded
WD45-250CE15	2-½"	2-½" - C	2-½" - E	15	Internal Expanded
WD45-250CE25	2-½"	2-½" - C	2-½" - E	25	Internal Expanded
WD45-250CE50	2-½"	2-½" - C	2-½" - E	50	Internal Expanded
WD45-250CE100	2-½"	2-½" - C	2-½" - E	100	Internal Expanded

BECAUSE WE CONTINUALLY EXAMINE WAYS TO IMPROVE OUR PRODUCTS, WE RESERVE THE RIGHT TO ALTER SPECIFICATIONS WITHOUT NOTICE.

Water Discharge Hose



WD70 WHITE HOT WATER WASHDOWN HOSE

- Tube:** EPDM
- Reinforcement:** Synthetic fiber
- Cover:** EPDM with Microban
- Temperature:** -40°C to +99°C (-40°F to +210°F)
- Application:** A high-quality hose for hot water cleanup service in food processing plants, dairies, packing houses, bottling plants, breweries, canneries, and creameries.

Part Number	ID		OD		Max WP	Weight	Standard Pack
	in	mm	in	mm	psi	lbs/ft	
WD70-050	1/2	12.7	0.91	23.1	300	0.27	500' - Reel
WD70-075	3/4	19.0	1.18	29.9	300	0.40	500' - Reel
WD70-100	1"	25.4	1.50	38.1	300	0.60	450' - Reel

WD90 GREEN PAPERMILL WASHDOWN



- Tube:** Black synthetic rubber
- Reinforcement:** Synthetic fiber
- Cover:** Green abrasion resistant synthetic rubber
- Temperature:** -35°C to +80°C (-31°F to +176°F)
- Application:** Suitable for hot or cold water washdown service in paper mills. Hose incorporates an integral built-in tapered rubber nozzle.

Branding: FORSAFLEX WD90-100 1" PAPERMILL WASHDOWN HOSE 250 PSI MAX WP

Part Number	ID		OD		Max WP	Weight	Standard Pack
	in	mm	in	mm	psi @ 20°C / 70°F	lbs/ft	
WD90-075	3/4	19.0	1.26	32.0	250	0.40	50' - Coil
WD90-100	1	25.4	1.50	37.0	250	0.56	50' - Coil

* Both the 3/4" and 1" built-in tapered nozzle have a 3/8" ID orifice

BECAUSE WE CONTINUALLY EXAMINE WAYS TO IMPROVE OUR PRODUCTS, WE RESERVE THE RIGHT TO ALTER SPECIFICATIONS WITHOUT NOTICE.

WS50 HD RUBBER WATER SUCTION & DISCHARGE



- Tube:** Black synthetic rubber
- Reinforcement:** A high tensile steel helix embedded between layers of textile cords
- Cover:** Black synthetic rubber
- Temperature:** -30°C to +85°C (-25°F to +185°F)
- Application:** A heavy duty wire reinforced rubber suction hose for rental, construction, quarries and general industrial use.

Branding: FORSAFLEX WS50-200 2" HD WATER SUCTION HOSE 150 PSI MAX WP

Part Number	ID		OD		Max WP	Min BR	Vacuum Inches	Weight	Standard Pack
	in	mm	in	mm	psi	in	Hg	lbs/ft	
WS50-150	1-½	49.0	1.93	49.0	150	6.5	29	0.80	100' - Coil
WS50-200	2	62.8	2.47	62.8	150	8.0	29	1.10	100' - Coil
WS50-250	2-½	75.5	2.97	75.5	150	10.0	29	1.75	100' - Coil
WS50-300	3	89.2	3.51	89.2	150	12.0	29	2.24	100' - Coil
WS50-400	4	115.6	4.55	115.6	150	18.0	29	2.79	100' - Coil
WS50-500	5	144.0	5.68	144.0	150	26.0	29	3.25	100' - Coil
WS50-600	6	166.4	6.55	166.4	150	31.0	29	5.75	20/100' - Coil
WS50-800	8	223.2	8.79	223.2	150	42.0	29	6.59	20/100' - Coil
WS50-1000	10	276.0	10.86	276.0	150	50.0	29	10.25	20' - LG
WS50-1200	12	327.0	12.87	327.0	150	60.0	29	13.50	20' - LG

BECAUSE WE CONTINUALLY EXAMINE WAYS TO IMPROVE OUR PRODUCTS, WE RESERVE THE RIGHT TO ALTER SPECIFICATIONS WITHOUT NOTICE.

WS50 RUBBER SUCTION & DISCHARGE ASSEMBLIES



Camlock C x E

Part Number	Hose Size	Fitting A	Fitting B	Length	Attaching Method
				ft	
WS50-150CE20	1-½	C	E	20	Crimp
WS50-200CE20	2	C	E	20	Crimp
WS50-300CE20	3	C	E	20	Crimp
WS50-400CE20	4	C	E	20	Crimp
WS50-600CE20	6	C	E	20	Crimp
WS50-800CE20	8	C	E	20	Crimp

Other lengths available.



C x NPT

Part Number	Hose Size	Fitting A	Fitting B	Length	Attaching Method
				ft	
WS50-150CM20	1-½	C	NPT	20	Crimp
WS50-200CM20	2	C	NPT	20	Crimp
WS50-300CM20	3	C	NPT	20	Crimp
WS50-400CM20	4	C	NPT	20	Crimp
WS50-600CM20	6	C	NPT	20	Crimp

Other lengths available.



Type B

Part Number	Hose Size	Fitting A	Fitting B	Length	Attaching Method
				ft	
WS50-400BS20	4	Ball - Type B	Socket - Type B	20	Crimp
WS50-600BS20	6	Ball - Type B	Socket - Type B	20	Crimp
WS50-800BS20	8	Ball - Type B	Socket - Type B	20	Crimp
WS50-1000BS20	10	Ball - Type B	Socket - Type B	20	Crimp
WS50-1200BS20	12	Ball - Type B	Socket - Type B	20	Crimp
WS50-1000BS20-A	10	Ball - Type A	Socket - Type A	20	Crimp
WS50-1200BS20-A	12	Ball - Type A	Socket - Type A	20	Crimp

Other lengths available.



Type A

Part Number	Hose Size	Fitting A	Fitting B	Length	Attaching Method
				ft	
WS50-400FFL20	4	Fixed Flange	Floating Flange	20	Crimp
WS50-600FFL20	6	Fixed Flange	Floating Flange	20	Crimp
WS50-800FFL20	8	Fixed Flange	Floating Flange	20	Crimp
WS50-1000FFL20	10	Fixed Flange	Floating Flange	20	Crimp

Other lengths available.



Fixed x Floating

BECAUSE WE CONTINUALLY EXAMINE WAYS TO IMPROVE OUR PRODUCTS, WE RESERVE THE RIGHT TO ALTER SPECIFICATIONS WITHOUT NOTICE.



WS52 PREMIUM EPDM SUCTION HOSE

Tube: Black EPDM
Reinforcement: A high tensile steel helix embedded between layers of textile cords
Cover: Black weather and abrasion resistant EPDM rubber
Temperature: -30°C to +95°C (-22°F to +203°F)
Application: EPDM suction hose is designed for improved weathering and chemical resistance. A heavy duty wire reinforced rubber suction hose for rental, construction, quarries and general industrial use. It is often used for glycol supply lines on portable heating units.

Branding: FORSAFLEX WS52-200 2" EPDM SUCTION HOSE 150 PSI MAX WP

Part Number	ID		OD		Max WP	Min BR	Vacuum Inches	Weight	Standard Pack
	in	mm	in	mm	psi	in	Hg	lbs/ft	
WS52-075	3/4	19.0	1.18	30.0	200	4.0	29	0.45	100' - Coil
WS52-100	1	25.4	1.43	36.4	200	5.4	29	0.54	100' - Coil
WS52-125	1-1/4	31.8	1.65	41.9	200	6.3	29	0.66	100' - Coil
WS52-150	1-1/2	38.1	1.89	48.0	200	7.0	29	0.70	100' - Coil
WS52-200	2	50.8	2.47	62.8	150	10.0	29	1.05	100' - Coil
WS52-300	3	76.2	3.47	88.2	150	12.0	29	1.50	100' - Coil
WS52-400	4	101.6	4.55	115.6	150	19.0	29	2.65	100' - Coil

WS55 CORRUGATED EPDM SUCTION HOSE

Tube: Black EPDM
Reinforcement: A high tensile steel helix embedded between layers of textile cords
Cover: Black weather and abrasion resistant EPDM rubber
Temperature: -30°C to +95°C (-22°F to +203°F)
Application: EPDM suction hose is designed for improved weathering and chemical resistance. A heavy duty wire reinforced rubber suction hose for rental, construction, quarries and general industrial use.


Branding: FORSAFLEX WS55-600 6" EPDM SUCTION HOSE 150 PSI MAX WP



Part Number	ID		OD		Max WP	Min BR	Vacuum Inches	Weight	Standard Pack
	in	mm	in	mm	psi	in	Hg	lbs/ft	
WS55-600	6	152.4	6.69	170.0	150	20.0	29	5.10	100'/20' - Coil
WS55-800	8	203.2	8.82	224.0	150	32.0	29	8.20	100'/20' - Coil
WS55-1000	10	254.0	10.91	277.0	150	40.0	29	11.55	100'/20' - Coil
WS55-1200	12	304.8	13.50	342.9	150	60.0	29	16.60	100'/20' - Coil

BECAUSE WE CONTINUALLY EXAMINE WAYS TO IMPROVE OUR PRODUCTS, WE RESERVE THE RIGHT TO ALTER SPECIFICATIONS WITHOUT NOTICE.

Water Suction Hose



WS60 GREEN PVC SUCTION



- Tube:** Clear PVC
- Reinforcement:** PVC helix
- Cover:** Clear PVC
- Temperature:** -20°C to +70°C (-4°F to +158°F)
- Application:** For rental and construction pumps, septic tank, marine pump out service and hydro-seeding. PVC is resistant to some chemicals, acids and alkalis.

Part Number	ID		OD		Max WP	Vacuum Inches	Min BR	Weight	Standard Pack
	in	in	mm	psi @ 20°C / 70°F	Hg	in	lbs/ft		
WS60-075	3/4	1.01	25.6	110	28	3.0	0.19	100' - Coil	
WS60-100	1	1.26	32.0	85	28	3.0	0.26	100' - Coil	
WS60-125	1-1/4	1.56	39.6	85	28	4.0	0.35	100' - Coil	
WS60-150	1-1/2	1.83	46.5	70	28	5.0	0.46	100' - Coil	
WS60-200	2	2.32	59.0	65	28	7.0	0.66	100' - Coil	
WS60-250	2-1/2	2.87	73.0	65	28	8.0	0.87	100' - Coil	
WS60-300	3	3.43	87.0	60	28	10.0	1.24	100' - Coil	
WS60-400	4	4.50	114.7	50	28	15.0	1.85	100' - Coil	
WS60-500	5	5.58	149.3	45	28	22.0	2.42	100' - Coil	
WS60-600	6	6.75	171.4	40	28	30.0	3.39	100' - Coil	
WS60-800	8	9.18	225.0	30	28	35.0	5.97	20' - Coil	

WS60 GREEN PVC SUCTION ASSEMBLIES



Camlock C x E



Camlock C x NPT

Part Number	Hose Size	Fitting A	Fitting B	Length	Attaching Method
				ft	
WS60-150CE20	1-1/2	C	E	20	Band Clamps
WS60-200CE20	2	C	E	20	Band Clamps
WS60-300CE20	3	C	E	20	Band Clamps
WS60-400CE20	4	C	E	20	Band Clamps
WS60-600CE20	6	C	E	20	Band Clamps
WS60-150CM20	1-1/2	C	NPT	20	Band Clamps
WS60-200CM20	2	C	NPT	20	Band Clamps
WS60-300CM20	3	C	NPT	20	Band Clamps
WS60-400CM20	4	C	NPT	20	Band Clamps
WS60-600CM20	6	C	NPT	20	Band Clamps

Other lengths are available.






BECAUSE WE CONTINUALLY EXAMINE WAYS TO IMPROVE OUR PRODUCTS, WE RESERVE THE RIGHT TO ALTER SPECIFICATIONS WITHOUT NOTICE.



WS62 CLEAR/WHITE PVC SUCTION



- Tube:** Clear PVC
- Reinforcement:** PVC helix
- Cover:** Clear PVC
- Temperature:** -20°C to +70°C (-4°F to +158°F)
- Application:** For rental and construction pumps, septic tank, marine pump out service and hydro-seeding. PVC is resistant to some chemicals, acids and alkalis.

Part Number					Vacuum Inches			Standard Pack
	in	in	mm	psi @ 20°C / 70°F	Hg	in	lbs/ft	
WS62-075	3/4	1.01	25.6	110	28	3.0	0.19	100' - Coil
WS62-100	1	1.26	32.0	85	28	3.0	0.26	100' - Coil
WS62-125	1-1/4	1.56	39.6	85	28	4.0	0.35	100' - Coil
WS62-150	1-1/2	1.83	46.5	70	28	5.0	0.46	100' - Coil
WS62-200	2	2.32	59.0	65	28	7.0	0.66	100' - Coil
WS62-250	2-1/2	2.87	73.0	65	28	8.0	0.87	100' - Coil
WS62-300	3	3.43	87.0	60	28	10.0	1.24	100' - Coil
WS62-400	4	4.50	114.7	50	28	15.0	1.85	100' - Coil
WS62-500	5	5.58	149.3	45	28	22.0	2.42	100' - Coil
WS62-600	6	6.75	171.4	40	28	30.0	3.39	100' - Coil
WS62-800	8	9.18	225.0	30	28	35.0	5.97	20' - Coil

WS62 CLEAR PVC SUCTION ASSEMBLIES



Camlock C x E



Camlock C x NPT

Part Number	Hose Size	Fitting A	Fitting B	Length	Attaching Method
				ft	
WS62-150CE20	1-1/2	C	E	20	Band Clamp
WS62-200CE20	2	C	E	20	Band Clamp
WS62-300CE20	3	C	E	20	Band Clamp
WS62-400CE20	4	C	E	20	Band Clamp
WS62-150CM20	1-1/2	C	NPT	20	Band Clamp
WS62-200CM20	2	C	NPT	20	Band Clamp
WS62-300CM20	3	C	NPT	20	Band Clamp
WS62-400CM20	4	C	NPT	20	Band Clamp

BECAUSE WE CONTINUALLY EXAMINE WAYS TO IMPROVE OUR PRODUCTS, WE RESERVE THE RIGHT TO ALTER SPECIFICATIONS WITHOUT NOTICE.

Water Suction Hose



WS64 COLD TEMP PVC SUCTION



Tube: Clear low temp PVC
Reinforcement: Blue PVC helix
Cover: Clear low temp PVC
Temperature: -40°C to +65°C (-40°F to +150°F)
Application: A flexible hose for construction pumps, septic tank & marine pump-out service. Resistant to some chemicals, mild acids & alkalis. Specially formulated compounds allow for increased flexibility at low temperatures.

Part Number	ID		OD		Max WP	Vacuum Inches	Min BR	Weight	Standard Pack
	in	mm	in	mm	psi @ 20°C / 70°F	Hg	in	lbs/ft	
WS64-075	3/4	19.0	1.01	25.6	115	29	3.0	0.19	100' - Coil
WS64-100	1	25.4	1.26	32.0	90	29	3.0	0.22	100' - Coil
WS64-125	1-1/4	31.8	1.56	39.6	90	29	4.0	0.36	100' - Coil
WS64-150	1-1/2	38.1	1.79	45.5	90	29	5.0	0.48	100' - Coil
WS64-200	2	50.8	2.35	59.8	90	29	7.0	0.62	100' - Coil
WS64-250	2-1/2	63.5	2.87	73.0	70	29	8.0	0.87	100' - Coil
WS64-300	3	76.2	3.43	87.0	65	29	10.0	1.23	100' - Coil
WS64-400	4	101.6	4.49	114.0	55	29	15.0	1.83	100' - Coil
WS64-500	5	127.0	5.57	141.5	45	28	25.0	2.42	100' - Coil
WS64-600	6	152.4	6.69	170.0	40	28	30.0	3.36	100' - Coil

WS64 COLD TEMP PVC ASSEMBLIES



Camlock C x E



Camlock C x NPT

Part Number	Hose Size	Fitting A	Fitting B	Length	Attaching Method
				ft	
WS64-150CE20	1-1/2	C	E	20	Band Clamp
WS64-200CE20	2	C	E	20	Band Clamp
WS64-300CE20	3	C	E	20	Band Clamp
WS64-400CE20	4	C	E	20	Band Clamp
WS64-150CM20	1-1/2	C	NPT	20	Band Clamp
WS64-200CM20	2	C	NPT	20	Band Clamp
WS64-300CM20	3	C	NPT	20	Band Clamp
WS64-400CM20	4	C	NPT	20	Band Clamp

BECAUSE WE CONTINUALLY EXAMINE WAYS TO IMPROVE OUR PRODUCTS, WE RESERVE THE RIGHT TO ALTER SPECIFICATIONS WITHOUT NOTICE.



WS65 HD PVC SUCTION (SR STYLE)



- Tube:** Clear PVC
- Reinforcement:** Orange PVC helix with synthetic fiber
- Cover:** Clear PVC
- Temperature:** -20°C to +65°C (-4°F to +150°F)
- Application:** Good for both suction and discharge applications, this heavy duty hose can be used for rental/construction pumping as well as fish suction hose.

Part Number	ID		OD		Max WP	Min BR	Vacuum Inches	Weight	Standard Pack
	in	mm	in	mm	psi @ 20°C / 70°F	in	Hg	lbs/ft	
WS65-200	2	66.0	2.60	66.0	100	4.0	29.0	0.70	100' - Coil
WS65-300	3	92.0	3.62	92.0	100	6.3	28.0	1.13	100' - Coil
WS65-400	4	121.0	4.76	121.0	75	7.1	28.0	1.74	100' - Coil
WS65-600	6	182.1	7.17	182.1	70	10.2	28.0	3.88	20', 60', 100' - Coil
WS65-800	8	234.0	9.21	234.0	60	15.7	28.0	5.54	20' - 25' - Length
WS65-1000	10	295.4	11.63	295.4	40	25.0	28.0	8.90	20' - 25' - Length
WS65-1200	12	347.0	13.66	347.0	30	45.0	25.0	10.30	20' - Length

* Counter-Clockwise / Left Hand Helix

WS65 HD PVC SUCTION ASSEMBLIES (SR STYLE)



Camlock C x E

Part Number	Hose Size	Fitting A	Fitting B	Length	Attaching Method
				ft	
WS65-200CE20	2	C	E	20	Crimp
WS65-300CE20	3	C	E	20	Crimp
WS65-400CE20	4	C	E	20	Crimp
WS65-600CE20	6	C	E	20	Crimp



Type B

Part Number	Hose Size	Fitting A	Fitting B	Length	Attaching Method
				ft	
WS65-400BS20	4	Ball - Type B	Socket - Type B	20	Crimp
WS65-600BS20	6	Ball - Type B	Socket - Type B	20	Crimp
WS65-800BS20	8	Ball - Type B	Socket - Type B	20	Crimp
WS65-1000BS20	10	Ball - Type B	Socket - Type B	20	Crimp
WS65-1200BS20	12	Ball - Type B	Socket - Type B	20	Crimp
WS65-1000BS20-A	10	Ball - Type A	Socket - Type A	20	Crimp
WS65-1200BS20-A	12	Ball - Type A	Socket - Type A	20	Crimp



Type A

BECAUSE WE CONTINUALLY EXAMINE WAYS TO IMPROVE OUR PRODUCTS, WE RESERVE THE RIGHT TO ALTER SPECIFICATIONS WITHOUT NOTICE.

Water Suction Hose



WS62 PVC AIR SEEDER



Tube: PVC
Reinforcement: PVC helix
Cover: PVC
Temperature: -20°C to +70°C (-4°F to +158°F)
Application: Agricultural air seeder equipment.

Part Number	Helix/Cover	ID		OD		Max WP psi	Vacuum Inches Hg	Min BR in	Weight lbs/ft	Standard Pack
		in	mm	in	mm					
WS62-075	White/clear	3/4	19.0	1.00	25.4	86	28	3.0	0.19	100' Coil
WS62-100	White/clear	1	25.4	1.25	31.8	86	28	3.0	0.26	100' Coil
WS62-100BK	Black/clear	1	25.4	1.25	31.8	86	28	3.0	0.26	100' Coil
WS62-100SBK	Solid Black	1	25.4	1.25	31.8	86	28	3.0	0.26	100' Coil
WS62-125	White/clear	1-1/4	31.8	1.47	37.3	80	28	4.0	0.35	100' Coil
WS62-150	White/clear	1-1/2	38.1	1.77	45.0	70	28	5.0	0.46	100' Coil
WS62-200	White/clear	2	50.8	2.30	58.4	65	28	7.0	0.66	100' Coil
WS62-250	White/clear	2-1/2	63.5	2.84	72.1	65	28	8.0	0.87	100' Coil
WS62-250BK	Black/clear	2-1/2	63.5	2.84	72.1	65	28	8.0	0.87	100' Coil
WS62-250SBK	Solid Black	2-1/2	63.5	2.84	72.1	65	28	8.0	0.87	100' Coil
WS62-300	White/clear	3	76.2	3.35	85.1	55	28	10.0	1.24	100' Coil
WS62-300BK	Black/clear	3	76.2	3.35	85.1	55	28	10.0	1.24	100' Coil



KURD POLYURETHANE AIR SEEDER

Tube: Polyurethane
Reinforcement: PVC helix
Cover: Polyurethane
Temperature: -29°C to +65°C (-20°F to +150°F)
Application: Designed for dry applications to provide longer hose life and lower operating costs versus rubber or PVC hoses.

Part Number	Helix/Cover	ID		OD		Max WP psi	Vacuum Inches Hg	Min BR in	Weight lbs/ft	Standard Pack
		in	mm	in	mm					
KURD-250BK	Black/clear	2-1/2	63.5	3.14	79.7	4.5	28	4.0	0.90	100' Coil
KURD-250RD	Red/clear	2-1/2	63.5	3.14	79.7	4.5	28	4.0	0.90	100' Coil

BECAUSE WE CONTINUALLY EXAMINE WAYS TO IMPROVE OUR PRODUCTS, WE RESERVE THE RIGHT TO ALTER SPECIFICATIONS WITHOUT NOTICE.

Water Suction Hose

WS80 EDPM SUCTION (GREEN-GR, BLUE-BL, RED-RD, YELLOW-YW)



Tube: Black smooth EPDM
Cover: Green, blue or red polyethylene helix
Temperature: -40°C to +71°C (-40°F to +160°F)
Application: For rental and construction pumps, septic tank, agricultural and marine pump out service. EPDM is resistant to some chemicals, acids and alkalis.



Part Number	ID		OD		Max WP	Min BR	Vacuum Inches	Weight	Standard Pack
	in	mm	in	mm	psi @ 20°C / 70°F	in	Hg	lbs/ft	
WS80-100GR	1	25.4	1.40	35.5	65	2	Full	0.28	100' - Coil
WS80-125GR	1-¼	31.8	1.63	41.4	60	3	Full	0.33	100' - Coil
WS80-150GR	1-½	38.1	1.93	49.0	50	3	Full	0.44	100' - Coil
WS80-200GR	2	50.8	2.51	63.8	50	5	Full	0.67	100' - Coil
WS80-250GR	2-½	63.5	3.07	78.0	45	5.5	Full	0.95	100' - Coil
WS80-300GR	3	76.2	3.60	91.5	45	7	Full	1.14	100' - Coil
WS80-400GR	4	101.6	4.70	119.5	40	11.5	Full	1.84	100' - Coil
WS80-600GR	6	152.4	6.85	174	30	20	28	3.07	100' - Coil

WS80 EDPM SUCTION ASSEMBLIES



Camlock C x E

Part Number	Hose Size	Fitting A	Fitting B	Length	Attaching Method
				ft	
WS80-150CE20GR	1-½	C	E	20	Clamp
WS80-200CE20GR	2	C	E	20	Clamp
WS80-300CE20GR	3	C	E	20	Clamp
WS80-400CE20GR	4	C	E	20	Clamp
WS80-600CE20GR	6	C	E	20	Clamp

Other lengths and fitting combinations are available.
 Some colors are non-stock and may require minimum runs.

WS80 EDPM SUCTION ASSEMBLIES



Camlock C x NPT

Part Number	Hose Size	Fitting A	Fitting B	Length	Attaching Method
				ft	
WS80-150CM20GR	1-½	C	NPT	20	Clamp
WS80-200CM20GR	2	C	NPT	20	Clamp
WS80-300CM20GR	3	C	NPT	20	Clamp
WS80-400CM20GR	4	C	NPT	20	Clamp
WS80-600CM20GR	6	C	NPT	20	Clamp

Other lengths and fitting combinations are available.
 Some colors are non-stock and may require minimum runs.

BECAUSE WE CONTINUALLY EXAMINE WAYS TO IMPROVE OUR PRODUCTS, WE RESERVE THE RIGHT TO ALTER SPECIFICATIONS WITHOUT NOTICE.

Water Suction Hose

WS75 HONEY BEE SUCTION HOSE



Tube & Cover: Black and yellow polyethylene
Temperature: -40°C to +65°C (-40°F to +150°F)
Application: Honey Bee is specifically designed for use in septic handling, retail, construction, dewatering, environmental clean-up, and sewer inspection equipment where extreme use and durability is required.
DO NOT USE FOR DISCHARGE APPLICATIONS.

Part Number	ID		OD		Length ft	Max WP psi @ 20°C / 70°F	Vacuum Inches Hg	Weight lbs/ft
	in	mm	in	mm				
WS75-200-3	2	2.76	70.0	3	15	27	0.72	
WS75-200-15	2	2.76	70.0	15	15	27	0.72	
WS75-200-25	2	2.76	70.0	25	15	27	0.72	
WS75-200-30	2	2.76	70.0	30	15	27	0.72	
WS75-200-50	2	2.76	70.0	50	15	27	0.72	
WS75-200-60	2	2.76	70.0	60	15	27	0.72	
WS75-300-3	3	4.06	103.0	3	7	27	1.36	
WS75-300-15	3	4.06	103.0	15	7	27	1.36	
WS75-300-25	3	4.06	103.0	25	7	27	1.36	
WS75-300-30	3	4.06	103.0	30	7	27	1.36	
WS75-300-50	3	4.06	103.0	50	7	27	1.36	
WS75-300-60	3	4.06	103.0	60	7	27	1.36	



WS77 220RS STYLE RUBBER SUCTION HOSE

Tube: Black synthetic rubber
Cover: Smooth Synthetic black rubber
Reinforcement: White PVC helix
Temperature: -40°C to +60°C (-40°F to +140°F)
Application: Lightweight and kink resistant for rough construction applications. Suitable for full vacuum.

Part Number	ID		OD		Max WP psi @ 20°C / 70°F	Vacuum Inches Hg	Weight lbs/ft	Standard Pack
	in	mm	in	mm				
WS77-200	2	2.38	60.5	50	29	0.74	100' - Coil	
WS77-300	3	3.41	86.6	43	29	1.21	100' - Coil	
WS77-400	4	4.5	114.3	38	29	2.01	100' - Coil	

BECAUSE WE CONTINUALLY EXAMINE WAYS TO IMPROVE OUR PRODUCTS, WE RESERVE THE RIGHT TO ALTER SPECIFICATIONS WITHOUT NOTICE.

WHIP CHECKS

Hoses can whip if they become accidentally uncoupled or tear away from the fitting. Whipchecks act to control whipping in the event of a failure. Spring-loaded loops in the cable ends open easily to pass over the couplings, for a firm grip on the hose. **To function properly, restraint cables must be installed in a fully extended position with no slack. Maximum working pressure is 200 PSI.**



Hose End

Hose End

Part Number	Length	Hose-to-Hose
WHIP-S	20"	1/8" cable for 1/2" to 1 1/4" hose-to-hose
WHIP-L	38"	1/4" cable for 1 1/2" to 3" hose-to-hose
WA-4	44"	3/8" cable for 4" hose-to-hose

Correct Installation



Hose End

Tool End

Part Number	Hose-to-Hose
WHIP-ST	1/8" cable for 1/2" to 1 1/4" hose-to-tool
WHIP-LT	1/4" cable for 1 1/2" to 3" hose-to-tool

Incorrect Installation



WHIPSOCK



Part Number	Size	OD Range	Length	Average Break Strength
	in			
KSW12	3/4	0.75" - 1.13"	25.2"	6,200 lbs
KSW16	1	1.13" - 1.50"	34.3"	14,000 lbs
KSW24	1-1/2	1.88" - 2.38"	49.2"	23,000 lbs
KSW32	2	2.38" - 2.75"	51.2"	23,000 lbs
KSW48	3	3.38" - 3.88"	72.4"	26,000 lbs
KSW64	4	4.75" - 5.50"	86.6"	34,000 lbs

BECAUSE WE CONTINUALLY EXAMINE WAYS TO IMPROVE OUR PRODUCTS, WE RESERVE THE RIGHT TO ALTER SPECIFICATIONS WITHOUT NOTICE.

Accessories

NYLON WHIP CHECKS

Help protect your workers from injury and your equipment from damage

To reduce damage to equipment and injury to personnel when pipes or hoses accidentally disconnect while under pressure. Suitable for use on pneumatic, water and hydraulic pipes and hoses. Slide the two rubber grommets to keep choked eyes snug on the hose. The available standard lengths will accommodate pipes and hoses with inside diameters from 1/4" up to 10". Meets both OSHA and Canada OHS requirements for restraining devices on pipe and hose connections.

Available in Four Different Strengths

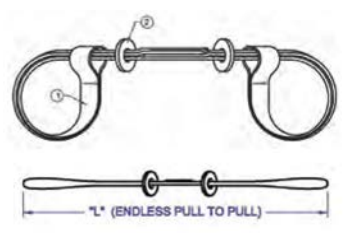


HH230



HH430

OSHA 1926.603(a)(10) states: Safety chains, or equivalent means, shall be provided for each hose connection to prevent the line from thrashing around in case the coupling becomes disconnected.



Part Number	Length (L)	Maximum Working Pressure (PSI)									
		Recommended for Use on the Following Pipe and Hose Inside Diameters									
		1/4"	1/2"	3/4"	1"	2"	3"	4"	6"	8"	10"
HH130	30"	26,000	6,500	2,900	1,650	400	-	-	-	-	-
HH140	40"	-	-	-	1,650	400	175	100	-	-	-
HH230	30"	52,000	13,000	6,800	3,300	750	-	-	-	-	-
HH244	44"	-	-	-	3,300	750	350	200	-	-	-
HH264	64"	-	-	-	-	750	350	200	90	-	-
HH330	30"	-	29,000	13,000	7,300	1,800	-	-	-	-	-
HH344	44"	-	-	-	7,300	1,800	820	460	-	-	-
HH364	64"	-	-	-	-	1,800	820	460	200	-	-
HH430	30"	-	37,000	16,000	9,400	2,300	-	-	-	-	-
HH444	44"	-	-	-	9,400	2,300	1,040	580	-	-	-
HH464	64"	-	-	-	-	2,300	1,040	580	260	-	-

Round Nylon Whipcheck											
HHS9X8.000	96"	-	-	-	-	-	-	-	-	290	-
HHS12X8.000	96"	-	-	-	-	-	-	-	-	370	230
HHS12X9.500	114"	-	-	-	-	-	-	-	-	370	230

BECAUSE WE CONTINUALLY EXAMINE WAYS TO IMPROVE OUR PRODUCTS, WE RESERVE THE RIGHT TO ALTER SPECIFICATIONS WITHOUT NOTICE.

SAFETY BLOW GUNS



Part Number	PSI
BG100	150

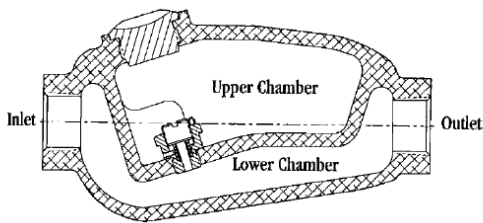
PISTOL GRIP

Part Number	PSI
BG200	150



IN LINE LUBRICATORS

Air entering the inlet pressurizes both the lower and upper chamber. When the tool reciprocates, there is a sudden pressure drop in the lower chamber. When this occurs, the oil is forced through the valve into the air stream. The amount of oil injected is adjusted by opening or closing the metering valve. Pooling of oil in the line after use can be reduced by turning the unit upside down after shutdown. This allows the pressure in the two chambers to equalize thus eliminating the pressure differential causing the oil flow. Installation is recommended within 25 feet of the tool to be lubricated. Minimum flow rate is 30 SCFM.



In-line lubricator has a fill plug and sight disc.

Part Number	NPT Size	Oil Capacity	MAX WP	Air Flow
	in		PSIG	@ 70 PSI
PL-050	½	1.4 FL. OZ.	500	30 SCFM
PL-075	¾	3.7 FL. OZ.	200	70 SCFM
PL-075L	¾	11.0 FL. OZ.	300	70 SCFM
PL-100	1	16.0 FL. OZ.	250	100 SCFM

BECAUSE WE CONTINUALLY EXAMINE WAYS TO IMPROVE OUR PRODUCTS, WE RESERVE THE RIGHT TO ALTER SPECIFICATIONS WITHOUT NOTICE.

Accessories

HOSE HANDLE CLAMPS

The hose handle allows for easier movement in the field and increased efficiency with the capability to move two hoses at a time.

Temperatures: -40°C to +50°C (-40°F to +122°F).

Reversible Handle



Part Number	Hose Size
	in
HC-300-H	3
HC-400-H	4
HC-600-H	6
HC-800-H	8

HOSEBUN™

Hosebuns are designed to properly suspend hose and to maintain bend radius and keep the hose from kinking.



Hosebuns are used in the oil & gas, hydraulic, marine, ship-to-shore, gas stations and in mobile equipment industries.

Material: Urethane

Temperature: -35°C to 13°C (-31°C to 200°F)

Part Number	Hose Size	Length	Package Weight	Sling Height	Sling Type	Rated Capacity
	in			in		lbs
HB-200	2	18.00	4.00	7.25	D-Ring	800
HB-300	3	12.75	4.25	8.50	D-Ring	800
HB-400	4	11.50	5.00	8.00	D-Ring	800
HB-600	6	21.50	16.00	22.50	Type 4 Hook Eye	8,000
HB-800	8	30.50	35.00	18.00	Type 4 Hook Eye	12,000

BECAUSE WE CONTINUALLY EXAMINE WAYS TO IMPROVE OUR PRODUCTS, WE RESERVE THE RIGHT TO ALTER SPECIFICATIONS WITHOUT NOTICE.

HOSE PROTECTOR

- Protects hose from abrasion.
- Material grooves prevent the slipping and wear of cable ties.
- Used on hydraulic and fuel hoses.
- Easy to assemble and move.

Part Number		Length
Black	Yellow	in
HP4B	HP4Y	4
HP6B	HP6Y	6
HP8B	HP8Y	8
HP10B	HP10Y	10
HP12B	HP12Y	12



BECAUSE WE CONTINUALLY EXAMINE WAYS TO IMPROVE OUR PRODUCTS, WE RESERVE THE RIGHT TO ALTER SPECIFICATIONS WITHOUT NOTICE.

Accessories

DRY STABILIZER GAUGES - VIBRATION CONTROL



2-1/2" Dry Stabilizer Gauge

A stabilizer dampened movement that eliminates pointer flutter caused by vibration. This makes pressure reading much easier. No more leaky gauges. Won't fog in cold temperatures.

- Stainless steel case
- Brass internals
- +1.5% accuracy
- -20°C to 65°C (-4°F to 150°F)

Range	2-1/2" Dial 1/4" Lower Mount	2-1/2" Dial 1/4" Center Back
30" - 0 - 30 psi	PGCD2.5-30/30LM	PGCD2.5-30/30CB
0 - 15 psi	PGDS2.5-15LM	PGDS2.5-15CB
0 - 30 psi	PGDS2.5-30LM	PGDS2.5-30CB
0 - 60 psi	PGDS2.5-60LM	PGDS2.5-60CB
0 - 100 psi	PGDS2.5-100LM	PGDS2.5-100CB
0 - 160 psi	PGDS2.5-160LM	PGDS2.5-160CB
0 - 200 psi	PGDS2.5-200LM	PGDS2.5-200CB
0 - 300 psi	PGDS2.5-300LM	PGDS2.5-300CB
0 - 600 psi	PGDS2.5-600LM	PGDS2.5-600CB
0 - 1,000 psi	PGDS2.5-1000LM	PGDS2.5-1000CB
0 - 3,000 psi	PGDS2.5-3000LM	PGDS2.5-3000CB
0 - 5,000 psi	PGDS2.5-5000LM	PGDS2.5-5000CB
0 - 10,000 psi	PGDS2.5-10000LM	PGDS2.5-10000CB

DRY GAUGE - STANDARD



1-1/2" Dry Gauge

- Stainless steel case
- Brass internals
- +1.5% accuracy
- -20°C to 65°C (-4°F to 150°F)

Range	1-1/2" Dial 1/4" Center Back
0 - 30 psi	PGD1.5-30CB
0 - 60 psi	PGD1.5-60CB
0 - 100 psi	PGD1.5-100CB
0 - 160 psi	PGD1.5-160CB
0 - 200 psi	PGD1.5-200CB

BECAUSE WE CONTINUALLY EXAMINE WAYS TO IMPROVE OUR PRODUCTS, WE RESERVE THE RIGHT TO ALTER SPECIFICATIONS WITHOUT NOTICE.

LIQUID FILLED GAUGES



2-½" Stainless Steel Liquid Filled Gauge

- Stainless steel case
- Glycerin filled
- Brass internals
- +1.5% accuracy
- - 20°C to 65°C (-4°F to 150°F)

Range	2-½" Dial ¼" Lower Mount	2-½" Dial ¼" Center Back
30" - 0 - 30 psi	PGCL2.5-30/30LM	PGCL2.5-30/30CB
0 - 15 psi	PGL2.5-15LM	PGL2.5-15CB
0 - 30 psi	PGL2.5-30LM	PGL2.5-30CB
0 - 60 psi	PGL2.5-60LM	PGL2.5-60CB
0 - 100 psi	PGL2.5-100LM	PGL2.5-100CB
0 - 160 psi	PGL2.5-160LM	PGL2.5-160CB
0 - 200 psi	PGL2.5-200LM	PGL2.5-200CB
0 - 300 psi	PGL2.5-300LM	PGL2.5-300CB
0 - 600 psi	PGL2.5-600LM	PGL2.5-600CB
0 - 1,000 psi	PGL2.5-1000LM	PGL2.5-1000CB
0 - 1,500 psi	PGL2.5-1500LM	PGL2.5-1500CB
0 - 2,000 psi	PGL2.5-2000LM	PGL2.5-2000CB
0 - 3,000 psi	PGL2.5-3000LM	PGL2.5-3000CB
0 - 5,000 psi	PGL2.5-5000LM	PGL2.5-5000CB
0 - 6,000 psi	PGL2.5-6000LM	PGL2.5-6000CB
0 - 10,000 psi	PGL2.5-10000LM	PGL2.5-10000CB

GAUGE ACCESSORIES



Part Number	Description
PGL2.5-UC	2-½" U-Clamp
PGL2.5-FF	2-½" Panel Mount

BECAUSE WE CONTINUALLY EXAMINE WAYS TO IMPROVE OUR PRODUCTS, WE RESERVE THE RIGHT TO ALTER SPECIFICATIONS WITHOUT NOTICE.

Accessories

LIQUID FILLED GAUGES



4" Stainless Steel Liquid Filled Gauge

- Stainless steel case
- Glycerin filled
- Brass internals
- +1.5% accuracy
- - 20°C to 65°C (-4°F to 150°F)

Range	4" Dial ½" Lower Mount
30" - 0 - 30 psi	PGL4-30/30LM12
0 - 100 psi	PGL4-100LM12
0 - 160 psi	PGL4-160LM12
0 - 200 psi	PGL4-200LM12
0 - 300 psi	PGL4-300LM12
0 - 600 psi	PGL4-600LM12
0 - 1,000 psi	PGL4-1000LM12
0 - 1,500 psi	PGL4-1500LM12
0 - 2,000 psi	PGL4-2000LM12
0 - 3,000 psi	PGL4-3000LM12
0 - 5,000 psi	PGL4-5000LM12
0 - 10,000 psi	PGL4-10000LM12
0 - 15,000 psi	PGL4-15000LM12
0 - 5,000 psi	PGL4-5000LMSS12

BECAUSE WE CONTINUALLY EXAMINE WAYS TO IMPROVE OUR PRODUCTS, WE RESERVE THE RIGHT TO ALTER SPECIFICATIONS WITHOUT NOTICE.

DIGITAL PRESSURE GAUGES



Range	2-½" Dial ¼" Lower Mount
0-1450PSI	PG-Digital-0-100BAR
0-8700PSI	PG-Digital-0-600BAR

2-½" Digital Pressure Gauge

- Simple 2 button operation
- Reset to zero feature
- Backlight turns on when on/off button is pressured
- Option for display to remain continuously on
- ASME B40.100 compliant
- Continuous peak pressure indication option
- ±1% accuracy (±0.5% optional for gauges up to 10,000 PSI)
- -10°C to 50°C (14°F to 122°F)

BECAUSE WE CONTINUALLY EXAMINE WAYS TO IMPROVE OUR PRODUCTS, WE RESERVE THE RIGHT TO ALTER SPECIFICATIONS WITHOUT NOTICE.

Accessories

NYLON SLEEVING

- High abrasion resistance
- Resistant to water, oil and hydraulic fluids
- Useful for bundling 2 or more hoses
- MSHA approved flame resistant
- Temperature range: -40°C to 125°C (-40°F to 250°F)



Part Number	Flat Width	Round ID	Standard Pack
	in	in	ft
NS-077	1.38	0.77	300
NS-090	1.59	0.90	300
NS-100	1.66	1.00	300
NS-114	1.81	1.14	300
NS-122	2.05	1.22	300
NS-138	2.36	1.38	300
NS-159	2.64	1.59	300
NS-181	2.87	1.81	300
NS-219	3.58	2.19	300
NS-238	3.94	2.38	300
NS-263	4.21	2.63	300
NS-296	4.96	2.96	300
NS-366	5.81	3.66	300

NYLON SLEEVE - VELCRO

Part Number	Flat Width	Round ID	Standard Pack
	in	in	ft
NSV-200B	7.75	2.00	150
NSV-300B	10.90	3.00	150
NSV-400B	14.00	4.00	150
NSV-500B	17.25	5.00	150
NSV-600B	20.38	6.00	150
NSV-700B	23.50	7.00	150
NSV-800B	26.62	8.00	150



BECAUSE WE CONTINUALLY EXAMINE WAYS TO IMPROVE OUR PRODUCTS, WE RESERVE THE RIGHT TO ALTER SPECIFICATIONS WITHOUT NOTICE.

PLASTIC WRAP - MEDIUM DUTY



- Ideal for abrasion protection or bundling hose assemblies
- Resistant to water, oil and fuels
- Temperature Range: -50°C to 77°C (-58°F to 170°F)

Black Part Number	Yellow Part Number	ID	Wall Thickness	Length
		in	in	ft
PWMD-040B	PWMD-040Y	0.40	0.06	100
PWMD-050B	PWMD-050Y	0.50	0.06	100
PWMD-065B	PWMD-065Y	0.65	0.08	100
PWMD-080B	PWMD-080Y	0.80	0.09	100
PWMD-110B	PWMD-110Y	1.10	0.09	100
PWMD-140B	PWMD-140Y	1.40	0.10	100
PWMD-170B	PWMD-170Y	1.70	0.14	100
PWMD-200B	PWMD-200Y	2.00	0.14	100
PWMD-240B	PWMD-240Y	2.40	0.16	50
PWMD-290B	PWMD-290Y	2.90	0.16	50
PWMD-350B	PWMD-350Y	3.50	0.18	50
PWMD-390B	PWMD-390Y	3.90	0.18	50

* Yellow is non stock.

PLASTIC WRAP - HEAVY DUTY



- Ideal for abrasion protection or bundling hose assemblies
- Resistant to water, oil and fuels
- Temperature range: -50°C to 77°C (-58°F to 170°F)

Black Part Number	Yellow Part Number	ID	Wall Thickness	Length
		in	in	ft
PWHD-050B	PWHD-050Y	0.50	0.07	100
PWHD-075B	PWHD-075Y	0.75	0.12	100
PWHD-100B	PWHD-100Y	1.00	0.12	100
PWHD-125B	PWHD-125Y	1.25	0.13	100
PWHD-150B	PWHD-150Y	1.50	0.14	100
PWHD-200B	PWHD-200Y	2.00	0.16	100
PWHD-250B	PWHD-250Y	2.50	0.21	50
PWHD-300B	PWHD-300Y	3.00	0.22	35
PWHD-350B	PWHD-350Y	3.50	0.25	25
PWHD-400B	PWHD-400Y	4.00	0.25	20
PWHD-600B	PWHD-600Y	6.00	0.25	15

* Yellow is non stock.

Accessories

TUBE CLAMPS - STANDARD



STANDARD




TWIN STANDARD

Group	Hole Size		Pipe Size	Tube OD	Standard Clamps	
	in	mm			Standard	Twin Standard
1	0.25	6.4	1/8"	1/4"	TCS1-6.4A	TCT1-6.4A
	0.38	9.5		3/8"	TCS1 - 9.5A	TCT1-9.5A
	0.47	12			TCS1-12A	TCS1 - 12A
2	0.50	12.7	1/4"	1/2"	TCS2-12.7A	TCT2-12.7A
	0.53	13.5			TCS2-13.5A	TCT2-13.5A
	0.63	16	3/8"	5/8"	TCS2-16A	TCT2-16A
	0.67	17.2			TCS2-17.2A	TCT2-17.2A
	0.71	18			TCS2-18A	TCT2-18A
3	0.75	19	1/2"	3/4"	TCS3-19A	TCT3-19A
	0.79	20			TCS3-20A	TCT3-20A
	0.84	21.3			TCS3-21.3A	TCT3-21.3A
	1.00	25.4		1"	TCS3-25.4A	TCT3-25.4A
4	1.06	26.9	3/4"		TCS4-26.9A	TCT4-26.9A
	1.10	28			TCS4-28A	TCT4-28A
5	1.25	32	1"	1-1/4"	TCS5-32A	TCT5-32A
	1.31	33.7			TCS3-33.7A	TCS3-33.7A
	1.50	38		1-1/2"	TCS5-38A	TCT5-38A
	1.57	40			TCS5-40A	TCS5-40A
	1.66	42			TCS5-42A	TCS5-42A
6	1.75	44.5	1-1/2"	1-3/4"	TCS6-44.5A	--
	1.90	48.3			TCS6-48.3A	--
	2.00	50.8		2"	TCS6-50.8A	--

- Stacking nuts and bolts are available

BECAUSE WE CONTINUALLY EXAMINE WAYS TO IMPROVE OUR PRODUCTS, WE RESERVE THE RIGHT TO ALTER SPECIFICATIONS WITHOUT NOTICE.

TUBE CLAMPS - HEAVY



HEAVY

Group	Hole Size		Pipe Size	Tube OD	Clamps
	in	mm			
H1	0.25	6.4	1/8"	1/4"	TCH1-6.4A
	0.38	9.5		3/8"	TCH1-9.5A
	0.50	12.7		1/2"	TCH1-12.7A
	0.53	13.5	1/4"		TCH1-13.5A
	0.63	16		5/8"	TCH1-16A
	0.67	17.2	3/8"		TCH1-17.2A
H2	0.75	19	1/2"	3/4"	TCH2-19A
	0.79	20			TCH3-20A
	0.84	21.3			TCH2-21.3A
	1.00	25.4	3/4"	1"	TCH2-25.4A
	1.06	26.9			TCH2-26.9A
	1.10	28			TCH2-28A
H3	1.25	32	1"	1-1/4"	TCH3-32A
	1.31	33.7			TCH3-33.7A
	1.50	38	1-1/2"		TCH3-38A
	1.66	42			TCH3-42A
H4	1.75	44.5	1-1/2"	1-3/4"	TCH4-44.5A
	1.90	48.3			TCH4-48.3A
	2.00	50.8			TCH4-50.8A
	2.24	57	2"	2-1/4"	TCH4-57A
	2.38	60.3			TCH4-60.3A
	2.50	63.5			TCH4-63.5A
	2.75	70			TCH4-70A
H5	2.87	73	2-1/2"		TCH5-73A
	3.00	76.1			TCH5-76.1A
	3.50	88.9	3"	3-1/2"	TCH5-88.9A
	4.50	114.3			TCH6-114.3A

- Stacking nuts and bolts are available

BECAUSE WE CONTINUALLY EXAMINE WAYS TO IMPROVE OUR PRODUCTS, WE RESERVE THE RIGHT TO ALTER SPECIFICATIONS WITHOUT NOTICE.

Accessories



HOSE CUTTER ½" - 2" OD

Part Number	Description
G99	Hose Cutters



CALIPER

Part Number	Description
Caliper	6" Digital Caliper



ID TAG

Part Number	Description
ID101	1.5" x 2.5" Type 304 Stainless Tag



CABLE TIE

Part Number	Description
CABLETIE-BL10	¼" x 10" Type 304 Stainless Tie
CABLETIE-BL14	¼" x 14" Type 304 Stainless Tie



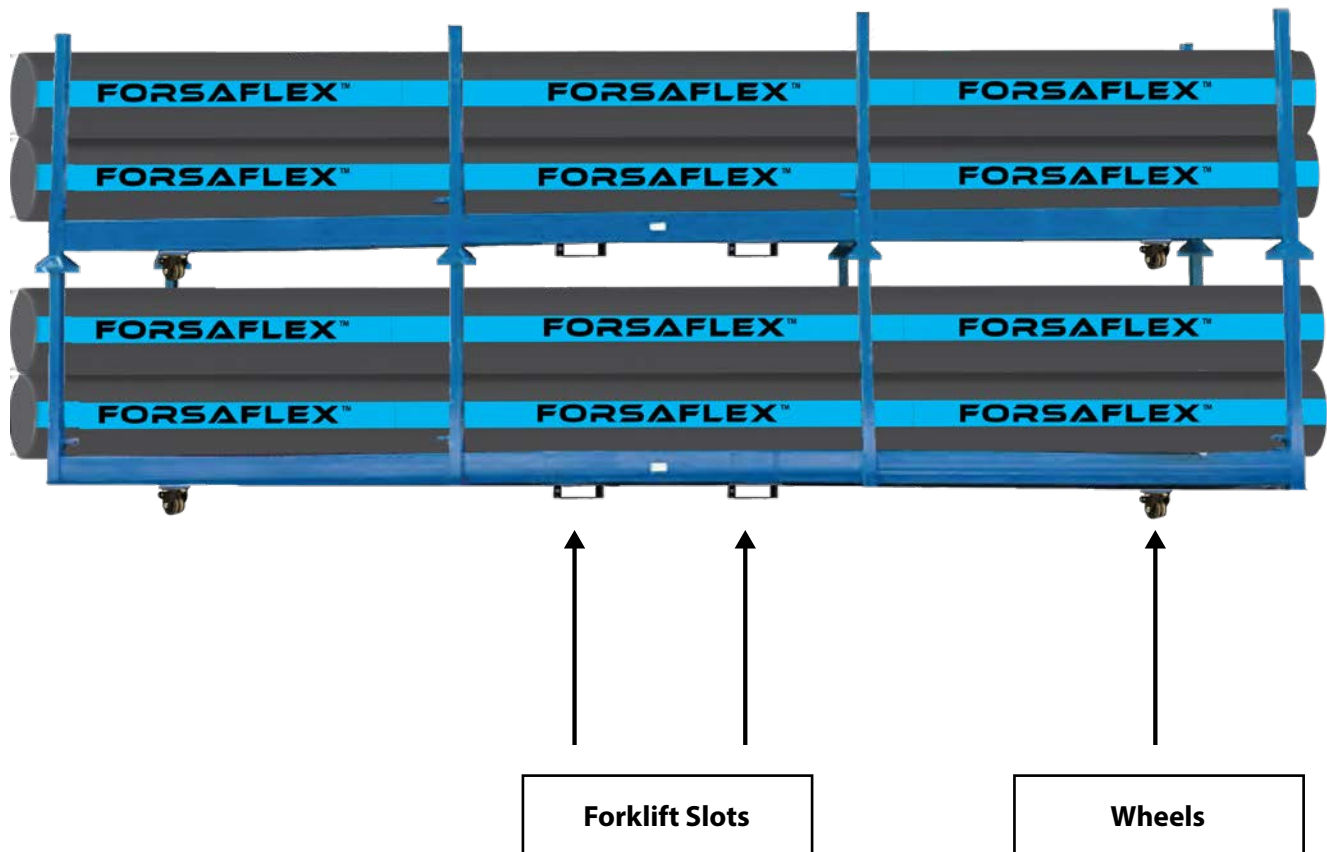
CABLE TIE GUN

Part Number	Description
CABLETIE-BL-GUN	Automatic Gun

BECAUSE WE CONTINUALLY EXAMINE WAYS TO IMPROVE OUR PRODUCTS, WE RESERVE THE RIGHT TO ALTER SPECIFICATIONS WITHOUT NOTICE.

HOSE RACK - LARGE DIAMETER HOSE

- **HR-20A-W** Hose Rack with wheels
- Can stack 2 high
- Prevents hose & coupling damage
- Removable posts - For easy loading and unloading
- Forklift slots
- 18' long x 39" wide x 45" tall
- 2,500lb capacity
- Empty weight - 540lbs



BECAUSE WE CONTINUALLY EXAMINE WAYS TO IMPROVE OUR PRODUCTS, WE RESERVE THE RIGHT TO ALTER SPECIFICATIONS WITHOUT NOTICE.

Air Fittings

UNIVERSAL / CHICAGO - 150 PSI MAX WP @ 20°C / 70°F



HOSE END

Size	Part Number
3/8"	UH-038
1/2"	UH-050
3/4"	UH-075
1"	UH-100
1-1/4"	* UH-125
1-1/2"	* UH-150
2"	* UH-200

* 4 Lug



FEMALE END

Size	Part Number
3/4"	UF-038
1/2"	UF-050
3/4"	UF-075
1"	UF-100
1-1/4"	* UF-125
1-1/2"	* UF-150
2"	* UF-200

* 4 Lug



MALE END

Size	Part Number
3/8"	UM-038
1/2"	UM-050
3/4"	UM-075
1"	UM-100



TRIPLE CONNECTOR

Part Number
UT



BLANK END

Part Number
UB




GASKETS & SAFETY

Size	Part Number	Description
2-Lug	UG-2-BLUE	Oil Resistant, Blue
4-Lug	UG-4	4 Claw, Black
-	AC-1	Safety Clip
-	ACL-8	Lanyard Only

BECAUSE WE CONTINUALLY EXAMINE WAYS TO IMPROVE OUR PRODUCTS, WE RESERVE THE RIGHT TO ALTER SPECIFICATIONS WITHOUT NOTICE.

DIX-LOK (QM) - 300 PSI MAX WP @ 20°C / 70°F



MALE DIX-LOK HOSE SHANK MALE DIX-LOK MALE NPT MALE DIX-LOK FEMALE NPT FEMALE DIX-LOK HOSE SHANK FEMALE DIX-LOK MALE NPT FEMALE DIX-LOK FEMALE NPT GASKETS

Size	Part Number	Part Number	Part Number	Part Number	Part Number	Part Number	Part Number
3/8"	QM-2	QM-41	QM-81	QM-21	QM-61	QM-101	QBM-2
1/2"	QM-3	QM-42	QM-82	QM-22	QM-62	QM-102	QBM-2
3/4"	QM-4	QM-43	QM-83	QM-23	QM-63	QM-103	QBM-2
1/2"	QM-33*	QM-66*	--	--	--	--	QBM-2
3/4"	QM-44*	QM-88*	--	--	--	--	QBM-2

* With locking nut.

THOR COUPLINGS - 300 PSI MAX WP @ 20°C / 70°F




THOR X HOSE SHANK THOR X FEMALE NPT THOR X MALE NPT GASKETS LOCKING KEY

Size	Part Number	Part Number	Part Number	Part Number	Part Number
3/8"	PHL-6	--	PML-6	855206	855231
1/2"	PHL-8	PFL-8	PML-8	855206	855231
3/4"	PHL-12	PFL-12	PML-12	855206	855231
1"	PHL-16	--	--	855206	855231

BECAUSE WE CONTINUALLY EXAMINE WAYS TO IMPROVE OUR PRODUCTS, WE RESERVE THE RIGHT TO ALTER SPECIFICATIONS WITHOUT NOTICE.

Air Fittings

GROUND JOINT COUPLINGS



Size	Part Number	Part Number	Part Number	Part Number	Part Number	Part Number	Part Number	Part Number
1/2"	GJS-050	GJWN-050	--	GJFS-050	GJMS-050	GJDS-050	GJM-050	GJHM-050
3/4"	GJS-075	GJWN-100	GJWN-100-LP	GJFS-075	GJMS-075	GJDS-075	GJM-075	GJHM-075
1"	GJS-100	GJWN-100	GJWN-100-LP	GJFS-100	GJMS-100	GJDS-100	GJM-100	GJHM-100
1-1/4"	GJS-125	GJWN-150	GJWN-150-LP	GJFS-125	GJMS-125	GJDS-125	GJM-125	GJHM-125
1-1/2"	GJS-150	GJWN-150	GJWN-150-LP	GJFS-150	GJMS-150	GJDS-150	GJM-150	GJHM-150
2"	GJS-200	GJWN-200	GJWN-200-LP	GJFS-200	GJMS-200	GJDS-200	GJM-200	GJHM-200
2-1/2"	GJS-250	GJWN-250	--	GJFS-250	GJMS-250	GJDS-250	GJM-250	--
3"	GJS-300	GJWN-300	GJWN-300-LP	GJFS-300	GJMS-300	GJDS-300	GJM-300	--
4"	GJS-400	GJWN-400	GJWN-400-LP	GJFS-400	--	--	GJM-400	--

MINE HOSE FITTINGS



MINING STEM		HEX NUT		JOINER		FEMALE SPUD		
Size	Part Number	Size	Part Number	Size	Part Number	Female Thread	Male Thread	Part Number
1/2" x 1/2"	MHS-050-050	1/2"	MHN-050	1/2"	MHJ-050	3/8"	1"	MHFS-038-100
1/2" x 1"	MHS-050-100	1"	MHN-100	3/4"	MHJ-075	1/2"	1"	MHFS-050-100
3/4" x 1"	MHS-075-100	1-1/4"	MHN-125	1"	MHJ-100	3/4"	1"	MHFS-075-100
1" x 1"	MHS-100-100	1-1/2"	MHN-150	1-1/4"	MHJ-125	1"	1"	MHFS-100-100
1-1/4" x 1-1/4"	MHS-125-125	2"	MHN-200	1-1/2"	MHJ-150			
1-1/2" x 1-1/2"	MHS-150-150			2"	MHJ-200			
2" x 2"	MHS-200-200							

BECAUSE WE CONTINUALLY EXAMINE WAYS TO IMPROVE OUR PRODUCTS, WE RESERVE THE RIGHT TO ALTER SPECIFICATIONS WITHOUT NOTICE.

GROUND JOINT CLAMPS



Hose ID	Hose OD Min.	Hose OD Max.	Part Number
¾"	1.19"	1.31"	BU-9
¾"	1.31"	1.50"	B-9
1"	1.53"	1.72"	BU-14
1"	1.69"	1.94"	B-14
1-½"	1.81"	2.00"	BU-22
1-½"	2.00"	2.19"	B-22
2"	2.34"	2.53"	BU-28
2"	2.50"	2.78"	BU-29
2"	2.75"	3.06"	B-29
3"	3.50"	3.94"	BU-35
3"	3.81"	4.06"	B-35

⚠ WARNING!

- The bolts used in the ground joint clamps are not standard bolts. They vary from standard bolts in their length, diameter, overall thread length and material hardness. These bolts can be retorqued, but it is not recommended that the bolts or clamps are reused, as they are designed for a single bend only. We recommend using only factory supplied replacement bolts.
- The use of lubricant on bolts will adversely effect clamp performance. Do not lubricate nuts and bolts.

BECAUSE WE CONTINUALLY EXAMINE WAYS TO IMPROVE OUR PRODUCTS, WE RESERVE THE RIGHT TO ALTER SPECIFICATIONS WITHOUT NOTICE.

Bauer Style - Type B

TYPE B



Female Socket x Shank

Part Number	Size
BLSS-300	3"
BLSS-400	4"
BLSS-600	6"
BLSS-800	8"
BLSS-1000	10"
BLSS-1200	12"



Male Ball x Shank

Part Number	Size
BLBS-300	3"
BLBS-400	4"
BLBS-600	6"
BLBS-800	8"
BLBS-1000	10"
BLBS-1200	12"



Female Socket x Machine Shank (KC)

Part Number	Size
BLSK-400	4"
BLSK-600	6"
BLSK-800	8"



Male Ball x Machine Shank (KC)

Part Number	Size
BLBK-400	4"
BLBK-600	6"
BLBK-800	8"



Female Socket x ANSI Flange

Part Number	Size
BLSFL-400	4"
BLSFL-600	6"
BLSFL-800	8"
BLSFL-1000	10"
BLSFL-1200	12"



Male Ball x ANSI Flange

Part Number	Size
BLBFL-400	4"
BLBFL-600	6"
BLBFL-800	8"
BLBFL-1000	10"
BLBFL-1200	12"



Female Socket x ANSI Flange Reducers

Part Number	Size
BLRFLS-600400	6" Flange x 4" Socket
BLRFLS-800600	8" Flange x 6" Socket
BLRFLS-1200800	12" Flange x 8" Socket



Male Ball x ANSI Flange Reducers

Part Number	Size
BLRFLB-600400	6" Flange x 4" Ball
BLRFLB-800600	8" Flange x 6" Ball
BLRFLB-1200800	12" Flange x 8" Ball

BECAUSE WE CONTINUALLY EXAMINE WAYS TO IMPROVE OUR PRODUCTS, WE RESERVE THE RIGHT TO ALTER SPECIFICATIONS WITHOUT NOTICE.

TYPE B



Female Socket x Male NPT

Part Number	Size
BLSM-300	3"
BLSM-400	4"
BLSM-600	6"
BLSM-800	8"



Male Ball x Male NPT

Part Number	Size
BLBM-300	3"
BLBM-400	4"
BLBM-600	6"
BLBM-800	8"



Inline T with Male Branch

Part Number	Size
BLTMB-400	4"
BLTMB-600	6"
BLTMB-800	8"



Inline T with Female Branch

Part Number	Size
BLTFB-400	4"
BLTFB-600	6"
BLTFB-800	8"



Male Ball x Female Socket 45°

Part Number	Size
BLEL45-400	4"
BLEL45-600	6"
BLEL45-800	8"
BLEL45-1000	10"
BLEL45-1200	12"



Male Ball x Female Socket 90°

Part Number	Size
BLEL90-400	4"
BLEL90-600	6"
BLEL90-800	8"
BLEL90-1000	10"
BLEL90-1200	12"



Double Male Ball - Y

Part Number	Size
BLYDBS-400	4"
BLYDBS-600	6"
BLYDBS-800	8"
BLYDBS-1000	10"
BLYDBS-1200	12"



Double Female Socket - Y

Part Number	Size
BLYDSB-400	4"
BLYDSB-600	6"
BLYDSB-800	8"
BLYDSB-1000	10"
BLYDSB-1200	12"



Female Socket x Male Ball Reducer

Part Number	Size
BLRSB-600400	6" x 4"
BLRSB-800600	8" x 6"
BLRSB-1000800	10" x 8"
BLRSB-12001000	12" x 10"



Female Socket x Male Ball Increaser

Part Number	Size
BLISB-400600	4" x 6"
BLISB-600800	6" x 8"
BLISB-8001000	8" x 10"
BLISB-12001000	12" x 10"

BECAUSE WE CONTINUALLY EXAMINE WAYS TO IMPROVE OUR PRODUCTS, WE RESERVE THE RIGHT TO ALTER SPECIFICATIONS WITHOUT NOTICE.

Bauer Style - Type B

TYPE B



Bauer Locking Lever

Part Number	Size
BLL-300	3"
BLL-400	4"
BLL-600	6"
BLL-800	8"
BLL-1000	10"
BLL-1200	12"



Bauer O-Ring

Part Number	Size
BLG-300	3"
BLG-400	4"
BLG-600	6"
BLG-800	8"
BLG-1000	10"
BLG-1200	12"



Female End Cap

Part Number	Size
BLEC-400	4"
BLEC-600	6"
BLEC-800	8"
BLEC-1000	10"
BLEC-1200	12"



Male End Plug

Part Number	Size
BLEP-400	4"
BLEP-600	6"
BLEP-800	8"
BLEP-1000	10"
BLEP-1200	12"



Male Ball x Round Hole Strainer

Part Number	Size
BLMS-400	4"
BLMS-600	6"
BLMS-800	8"
BLMS-1000	10"
BLMS-1200	12"



Male Ball x Sewer Screen

Part Number	Size
BLMSCR-800	8"
BLMSCR-1000	10"
BLMSCR-1200	12"

BECAUSE WE CONTINUALLY EXAMINE WAYS TO IMPROVE OUR PRODUCTS, WE RESERVE THE RIGHT TO ALTER SPECIFICATIONS WITHOUT NOTICE.

TYPE A



Female Socket x Shank

Part Number	Size
BLSS-1000-A	10"
BLSS-1200-A	12"



Male Ball x Shank

Part Number	Size
BLBS-1000-A	10"
BLBS-1200-A	12"



Female Socket x ANSI Flange

Part Number	Size
BLSFL-1000-A	10"
BLSFL-1200-A	12"



Male Ball x ANSI Flange

Part Number	Size
BLBFL-1000-A	10"
BLBFL-1200-A	12"



Male Ball x Female Socket 45°

Part Number	Size
BLEL45-1000-A	10"
BLEL45-1200-A	12"



Male Ball x Female Socket 90°

Part Number	Size
BLEL90-1000-A	10"
BLEL90-1200-A	12"



Female End Cap

Part Number	Size
BLEC-1000-A	10"
BLEC-1200-A	12"



Bauer O-Ring

Part Number	Size
BLG-1000-A	10"
BLG-1200-A	12"















Male End Plug

Part Number	Size
BLEP1000-A	10"
BLEP1200-A	12"

BECAUSE WE CONTINUALLY EXAMINE WAYS TO IMPROVE OUR PRODUCTS, WE RESERVE THE RIGHT TO ALTER SPECIFICATIONS WITHOUT NOTICE.

BRASS PIPE FITTINGS PICTORIAL INDEX

Brass Fittings					
D99  MALE ELBOW	D100  FEMALE ELBOW	DX100  FEMALE ELBOW	D101  FEMALE TEE	DX101  FEMALE TEE	DM101  MALE TEE
D102  CROSS	D103  STRAIGHT COUPLING	D104  UNION COUPLING	D108  FEMALE CAP	D109  SQUARE HEAD PLUG	D110  BUSHING
D112  CLOSE NIPPLE	D113  LONG NIPPLE	DX115  STREET ELBOW	D116  STREET ELBOW	D119  REDUCING COUPLING	D120  REDUCING ADAPTER
D121  HEX PLUG	D122  HEX NIPPLE	DX124  STREET ELBOW	D125  HOSE BARB x MALE NPT	D126  HOSE BARB x RIGID FEMALE NPT	D128  HOSE BARB x FEMALE SAE
D129  HOSE MENDER	D131  HOSE BARB x FEMALE BALL SWIVEL	D139  HOSE BARB x MALE NPT	D140  HOSE BARB x MALE NPT	D159  HOSE BARB x MALE SWIVEL	
D46  SAE MALE x SAE MALE	D48  SAE 45° MALE x MALE NPT	D49  SAE 45° MALE x 90° MALE NPT	D54  SAE 45° MALE x MALE NPT		

BECAUSE WE CONTINUALLY EXAMINE WAYS TO IMPROVE OUR PRODUCTS, WE RESERVE THE RIGHT TO ALTER SPECIFICATIONS WITHOUT NOTICE.

BRASS FITTINGS

D99


90° MALE ELBOW



Part Number	Male Thread
D99-A	1/8"
D99-B	1/4"
D99-C	3/8"
D99-D	1/2"

D100

90° FEMALE ELBOW



Part Number	Female Thread
D100-A	1/8"
D100-B	1/4"
D100-C	3/8"
D100-D	1/2"
D100-E	3/4"
DX100-A	1/8"
DX100-B	1/4"
DX100-C	3/8"
DX100-D	1/2"

D101

FEMALE TEE



Part Number	Female Thread
D101-A	1/8"
D101-B	1/4"
D101-C	3/8"
D101-D	1/2"
D101-E	3/4"
DX101-A	1/8"
DX101-B	1/4"
DX101-C	3/8"
DX101-D	1/2"

DX100



DX101



DM101

MALE TEE



Part Number	Male Thread
DM101-A	1/8"
DM101-B	1/4"
DM101-C	3/8"
DM101-D	1/2"
DM101-E	3/4"

D102

CROSS



Part Number	Female Thread
D102-A	1/8"
D102-B	1/4"
D102-C	3/8"
D102-D	1/2"

D103

STRAIGHT COUPLING




Part Number	Female Thread
D103-A	1/8"
D103-B	1/4"
D103-C	3/8"
D103-D	1/2"
D103-E	3/4"

BECAUSE WE CONTINUALLY EXAMINE WAYS TO IMPROVE OUR PRODUCTS, WE RESERVE THE RIGHT TO ALTER SPECIFICATIONS WITHOUT NOTICE.

BRASS FITTINGS

D104

UNION COUPLING



Part Number	Female Thread
D104-A	1/4"
D104-B	3/8"
D104-C	1/2"

D108


FEMALE CAP



Part Number	Female Thread
D108-A	1/8"
D108-B	1/4"
D108-C	3/8"
D108-D	1/2"
D108-E	3/4"

D109

SQUARE HEAD PLUG



Part Number	Male Thread
D109-A	1/8"
D109-B	1/4"
D109-C	3/8"
D109-D	1/2"
D109-E	3/4"

D110

BUSHING



Part Number	Male Thread	Female Thread
D110-BA	1/4"	1/8"
D110-CA	3/8"	1/8"
D110-CB	3/8"	1/4"
D110-DA	1/2"	1/8"
D110-DB	1/2"	1/4"
D110-DC	1/2"	3/8"
D110-EA	3/4"	1/8"
D110-EB	3/4"	1/4"
D110-EC	3/4"	3/8"
D110-ED	3/4"	1/2"
D110-FB	1"	1/4"
D110-FC	1"	3/8"
D110-FD	1"	1/2"
D110-FE	1"	3/4"

D112

CLOSE NIPPLE



Part Number	Thread Size	Length
D112-A	1/8"	Close
D112-B	1/4"	Close
D112-C	3/8"	Close
D112-D	1/2"	Close
D112-E	3/4"	Close

BECAUSE WE CONTINUALLY EXAMINE WAYS TO IMPROVE OUR PRODUCTS, WE RESERVE THE RIGHT TO ALTER SPECIFICATIONS WITHOUT NOTICE.

BRASS FITTINGS

D113

LONG NIPPLE



Part Number	Thread Size	Length
D113-2X1.5	1/8"	1-1/2"
D113-2X2	1/8"	2"
D113-2X2.5	1/8"	2-1/2"
D113-2X3	1/8"	3"
D113-2X3.5	1/8"	3-1/2"
D113-2X4	1/8"	4"
D113-4X1.5	1/4"	1-1/2"
D113-4X2	1/4"	2"
D113-4X2.5	1/4"	2-1/2"
D113-4X3	1/4"	3"
D113-4X3.5	1/4"	3-1/2"
D113-4X4	1/4"	4"
D113-6X1.5	3/8"	1-1/2"
D113-6X2	3/8"	2"
D113-6X2.5	3/8"	2-1/2"
D113-6X3	3/8"	3"
D113-6X3.5	3/8"	3-1/2"
D113-6X4	3/8"	4"
D113-8X1.5	1/2"	1-1/2"
D113-8X2	1/2"	2"
D113-8X2.5	1/2"	2-1/2"
D113-8X3	1/2"	3"
D113-8X3.5	1/2"	3-1/2"
D113-8X4	1/2"	4"
D113-12X1.5	3/4"	1-1/2"
D113-12X2	3/4"	2"
D113-12X3	3/4"	3"

DX115

90° STREET ELBOW



Part Number	Female Thread	Male Thread
DX115-A	1/8"	1/8"
DX115-BA	1/4"	1/8"
DX115-B	1/4"	1/4"
DX115-CB	3/8"	1/4"
DX115-C	3/8"	3/8"
DX115-DC	1/2"	3/8"
DX115-D	1/2"	1/2"
DX115-E	3/4"	3/4"

D116


90° STREET ELBOW



Part Number	Female Thread	Male Thread
D116-A	1/8"	1/8"
D116-B	1/4"	1/4"
D116-C	3/8"	3/8"
D116-D	1/2"	1/2"
D116-E	3/4"	3/4"

D119

REDUCING COUPLING



Part Number	Female Thread	Female Thread
D119-BA	1/4"	1/8"
D119-CA	3/8"	1/8"
D119-CB	3/8"	1/4"
D119-DB	1/2"	1/4"
D119-DC	1/2"	3/8"
D119-ED	3/4"	1/2"

D120


REDUCING ADAPTER



Part Number	Female Thread	Male Thread
D120-BA	1/4"	1/8"
D120-CA	3/8"	1/8"
D120-CB	3/8"	1/4"
D120-DB	1/2"	1/4"
D120-DC	1/2"	3/8"
D120-ED	3/4"	1/2"

D121

HEX PLUG



Part Number	Male Thread
D121-A	1/8"
D121-B	1/4"
D121-C	3/8"
D121-D	1/2"
D121-E	3/4"
D121-F	1"

BECAUSE WE CONTINUALLY EXAMINE WAYS TO IMPROVE OUR PRODUCTS, WE RESERVE THE RIGHT TO ALTER SPECIFICATIONS WITHOUT NOTICE.

BRASS FITTINGS

D122

HEX NIPPLES



Part Number	Male Thread	Male Thread
D122-AA	1/8"	1/8"
D122-BA	1/4"	1/8"
D122-BB	1/4"	1/4"
D122-CA	3/8"	1/8"
D122-CB	3/8"	1/4"
D122-CC	3/8"	3/8"
D122-DB	1/2"	1/4"
D122-DC	1/2"	3/8"
D122-DD	1/2"	1/2"
D122-ED	3/4"	1/2"
D122-EE	3/4"	3/4"
D122-FF	1"	1"

D125

HOSE BARB X MALE NPT



Part Number	Hose ID	Male Thread
D125-2A	1/8"	1/8"
D125-2B	1/8"	1/4"
D125-3A	3/16"	1/8"
D125-3B	3/16"	1/4"
D125-4A	1/4"	1/8"
D125-4B	1/4"	1/4"
D125-4C	1/4"	3/8"
D125-4D	1/4"	1/2"
D125-5A	5/16"	1/8"
D125-5B	5/16"	1/4"
D125-5C	5/16"	3/8"
D125-6A	3/8"	1/8"
D125-6B	3/8"	1/4"
D125-6C	3/8"	3/8"
D125-6D	3/8"	1/2"
D125-8B	1/2"	1/4"
D125-8C	1/2"	3/8"
D125-8D	1/2"	1/2"
D125-8E	1/2"	3/4"
D125-10B	5/8"	1/4"
D125-10C	5/8"	3/8"
D125-10D	5/8"	1/2"
D125-10E	5/8"	3/4"
D125-12D	3/4"	1/2"
D125-12E	3/4"	3/4"
D125-12F	3/4"	1"
D125-16E	1"	3/4"
D125-16F	1"	1"

DX124


45° STREET ELBOW



Part Number	Female Thread	Male Thread
DX124-A	1/8"	1/8"
DX124-B	1/4"	1/4"
DX124-C	3/8"	3/8"
DX124-D	1/2"	1/2"

D126

HOSE BARB X RIGID FEMALE NPT



Part Number	Hose ID	Female Thread
D126-4B	1/4"	1/4"
D126-4C	1/4"	3/8"
D126-6A	3/8"	1/8"
D126-6B	3/8"	1/4"
D126-6C	3/8"	3/8"
D126-8B	1/2"	1/4"
D126-8C	1/2"	3/8"
D126-8D	1/2"	1/2"

D128

HOSE BARB X FEMALE SAE 45°



Part Number	Hose ID	Female Thread
D128-4x4	1/4"	7/16-20"
D128-4x6	1/4"	5/8-18"
D128-6x6	3/8"	5/8-18"
D128-8x8	1/2"	3/4-16"

BECAUSE WE CONTINUALLY EXAMINE WAYS TO IMPROVE OUR PRODUCTS, WE RESERVE THE RIGHT TO ALTER SPECIFICATIONS WITHOUT NOTICE.

BRASS FITTINGS

D129

HOSE MENDER



Part Number	Hose ID
D129-2	1/8"
D129-3	3/16"
D129-4	1/4"
D129-5	5/16"
D129-6	3/8"
D129-8	1/2"
D129-12	3/4"

D159

HOSE BARB X MALE SWIVEL



Part Number	Hose ID	Male Thread
D159-4B	1/4"	1/4"
D159-6B	3/8"	1/4"
D159-6C	3/8"	3/8"
D159-8D	1/2"	1/2"
D159-12E	3/4"	3/4"
D159-16F	1"	1"

D131


HOSE BARB X FEMALE NPSM (BALL) SWIVEL



Part Number	Hose ID	Female Thread
D131-2A	1/8"	1/8"
D131-3A	3/16"	1/8"
D131-3B	3/16"	1/4"
D131-4A	1/4"	1/8"
D131-4B	1/4"	1/4"
D131-4C	1/4"	3/8"
D131-5B	5/16"	1/4"
D131-6B	3/8"	1/4"
D131-6C	3/8"	3/8"
D131-6D	3/8"	1/2"
D131-8C	1/2"	3/8"
D131-8D	1/2"	1/2"
D131-12E	3/4"	3/4"

D48


SAE 45° MALE X MALE NPT



Part Number	Male SAE	Male NPT
D48-6A	-6	1/8"
D48-6B	-6	1/4"
D48-6C	-6	3/8"
D48-6D	-6	1/2"
D48-6E	-6	3/4"
D48-10C	-10	3/8"
D48-10D	-10	1/2"
D48-10E	-10	3/4"
D48-12D	-12	1/2"
D48-12E	-12	3/4"

D139

HOSE BARB X 90° MALE NPT



Part Number	Hose ID	Male Thread
D139-4A	1/4"	1/8"
D139-4B	1/4"	1/4"
D139-6A	3/8"	1/8"
D139-6B	3/8"	1/4"
D139-6C	3/8"	3/8"
D139-8D	1/2"	1/2"

D49

SAE 45° MALE X 90° MALE NPT



Part Number	Male SAE	Male NPT
D49-6B	-6	1/4"
D49-6C	-6	3/8"
D49-6D	-6	1/2"
D49-6E	-6	3/4"
D49-8B	-8	1/4"
D49-8C	-8	3/8"
D49-8D	-8	1/2"
D49-10C	-10	3/8"
D49-10D	-10	1/2"
D49-12D	-12	1/2"
D49-12E	-12	3/4"

D140

HOSE BARB X 45° MALE NPT



Part Number	Hose ID	Male Thread
D140-4A	1/4"	1/8"
D140-4B	1/4"	1/4"
D140-6A	3/8"	1/8"
D140-6B	3/8"	1/4"
D140-6C	3/8"	3/8"

D54

SAE 45° MALE X 45° MALE NPT



Part Number	Male SAE	Male NPT
D54-6B	-6	1/4"
D54-6C	-6	3/8"
D54-8C	-8	3/8"
D54-8D	-8	1/2"

BRASS GARDEN HOSE FITTINGS

GHT MALE HOSE END



Part Number	Hose Size	Male Thread
BCM-73	3/8"	GHT
BCM-74	1/2"	GHT
BCM-75	5/8"	GHT
BCM-76	3/4"	GHT
BCM-78	1"	NPSM

MALE GHT X MALE GHT



Part Number	Threads
BA-777	GHT x GHT

GHT FEMALE HOSE END



Part Number	Hose Size	Female Thread
BCF-73	3/8"	GHT
BCF-74	1/2"	GHT
BCF-75	5/8"	GHT
BCF-76	3/4"	GHT
BCF-78	1"	NPSM

MALE GHT X MALE NPT



Part Number	Threads
BA-73	GHT x 3/8" NPT
BA-74	GHT x 1/2" NPT
BA-776	GHT x 3/4" NPT
BA-78	GHT X 1" NPSM

RED VINYL WASHER



Part Number
TVW-7

FEMALE NPT X MALE GHT



Part Number	Threads
BA-794	1/2" NPT x GHT
BA-796	3/4" NPT x GHT

FEMALE GHT X FEMALE GHT SWIVEL



Part Number	Threads
BA-977	GHT x GHT

FEMALE GHT SWIVEL X FEMALE NPT



Part Number	Threads
BAS-974	GHT x 1/2" NPT
BAS-976	GHT x 3/4" NPT

GARDEN HOSE NOZZLE



Part Number	Thread
SN75	GHT

BECAUSE WE CONTINUALLY EXAMINE WAYS TO IMPROVE OUR PRODUCTS, WE RESERVE THE RIGHT TO ALTER SPECIFICATIONS WITHOUT NOTICE.

PUSH-LOK BRASS FITTINGS



MP - NPT MALE

Part Number	Hose Bore	Thread
	in	
PL04-02MP	1/4"	1/8-27
PL04-04MP	1/4"	1/4-18
PL04-06MP	1/4"	3/8-18
PL05-02MP	5/16"	1/8-27
PL05-04MP	5/16"	1/4-18
PL06-02MP	3/8"	1/8-27
PL06-04MP	3/8"	1/4-18
PL06-06MP	3/8"	3/8-18
PL06-08MP	3/8"	1/2-14
PL08-04MP	1/2"	1/4-18
PL08-06MP	1/2"	3/8-18
PL08-08MP	1/2"	1/2-14
PL08-12MP	1/2"	3/4-14
PL10-08MP	5/8"	1/2-14
PL10-12MP	5/8"	3/4-14
PL12-08MP	3/4"	1/2-14
PL12-12MP	3/4"	3/4-14
PL16-16MP	1"	1-11-1/2



FJ - JIC 37° FEMALE SWIVEL

Part Number	Hose Bore	Thread
	in	
PL04-04FJ	1/4"	7/16-20
PL04-05FJ	1/4"	1/2-20
PL05-05FJ	5/16"	1/2-20
PL06-06FJ	3/8"	9/16-18
PL06-08FJ	3/8"	3/4-16
PL08-08FJ	1/2"	3/4-16
PL08-10FJ	1/2"	7/8-14
PL10-10FJ	5/8"	7/8-14
PL12-12FJ	3/4"	1-1/16-12
PL16-16FJ	1"	1-5/16-12



MJ - JIC 37° MALE

Part Number	Hose Bore	Thread
	in	
PL04-04MJ	1/4"	7/16-20
PL04-05MJ	1/4"	1/2-20
PL05-05MJ	5/16"	1/2-20
PL06-06MJ	3/8"	9/16-18
PL08-08MJ	1/2"	3/4-16
PL12-12MJ	3/4"	1-1/16-12



FPX - NPT FEMALE SWIVEL

Part Number	Hose Bore	Thread
	in	
PL04-04FPX	1/4"	1/4-18
PL06-06FPX	3/8"	3/8-18
PL08-08FPX	1/2"	1/2-14



FP - NPT FEMALE SOLID

Part Number	Hose Bore	Thread
	in	
PL04-04FP	1/4"	1/4-18
PL06-06FP	3/8"	3/8-18
PL08-08FP	1/2"	1/2-14

BECAUSE WE CONTINUALLY EXAMINE WAYS TO IMPROVE OUR PRODUCTS, WE RESERVE THE RIGHT TO ALTER SPECIFICATIONS WITHOUT NOTICE.

PUSH-LOK BRASS FITTINGS



FA - SAE 45° FEMALE SWIVEL

Part Number	Hose Bore	Thread
	in	
PL06-06FA	3/8"	5/8-18
PL12-12FA	3/4"	1-1/16-14



FIX - SAE INVERTED FLARE FEMALE RIGID

Part Number	Hose Bore	Thread
	in	
PL04-03FIX	1/4"	3/8-24
PL04-04FIX	1/4"	7/16-24
PL04-05FIX	1/4"	1/2-20
PL06-06FIX	3/8"	5/8-18
PL08-08FIX	1/2"	3/4-18



MA - SAE 45° MALE

Part Number	Hose Bore (in)	Thread
PL06-06MA	3/8"	5/8-18



MIX - SAE INVERTED FLARE MALE SWIVEL

Part Number	Hose Bore	Thread
	in	
PL04-03MIX	1/4"	3/8-24
PL04-04MIX	1/4"	7/16-24
PL04-05MIX	1/4"	1/2-20
PL06-06MIX	3/8"	5/8-18
PL08-08MIX	1/2"	3/4-18



HM - HOSE MENDER

Part Number	Hose Bore
	in
PL04-04HM	1/4"
PL05-05HM	5/16"
PL06-06HM	3/8"
PL08-08HM	1/2"
PL10-10HM	5/8"
PL12-12HM	3/4"

BECAUSE WE CONTINUALLY EXAMINE WAYS TO IMPROVE OUR PRODUCTS, WE RESERVE THE RIGHT TO ALTER SPECIFICATIONS WITHOUT NOTICE.

PUSH-TO-CONNECT D.O.T. AIR BRAKE FITTINGS - TUBING

TUBE INSERT



Part Number	Tube
PC1400-4	1/4"
PC1400-6	3/8"
PC1400-8	1/2"

UNION COUPLING



Part Number	Tube
PC1462-4	1/4"
PC1462-6	3/8"
PC1462-8	1/2"
PC1462-10	5/8"
PC1462-12	3/4"

90° ELBOW TUBE TO TUBE



Part Number	Tube
PC1465-4	1/4"
PC1465-6	3/8"
PC1465-8	1/2"

CONNECTOR TUBE TO FEMALE PIPE



Part Number	Tube	F-NPT
PC1466-4A	1/4"	1/8"
PC1466-4B	1/4"	1/4"
PC1466-6B	3/8"	1/4"
PC1466-6C	3/8"	3/8"
PC1466-8C	1/2"	3/8"
PC1466-8D	1/2"	1/2"

CONNECTOR TUBE TO MALE PIPE



Part Number	Tube	M-NPT
PC1468-4A	1/4"	1/8"
PC1468-4B	1/4"	1/4"
PC1468-4C	1/4"	3/8"
PC1468-6A	3/8"	1/8"
PC1468-6B	3/8"	1/4"
PC1468-6C	3/8"	3/8"
PC1468-6D	3/8"	1/2"
PC1468-8B	1/2"	1/4"

CONNECTOR TUBE TO MALE PIPE



Part Number	Tube	M-NPT
PC1468-8C	1/2"	3/8"
PC1468-8D	1/2"	1/2"
PC1468-10C	5/8"	3/8"
PC1468-10D	5/8"	1/2"
PC1468-12D	3/4"	1/2"
PC1468-12E	3/4"	3/4"

90° ELBOW TUBE TO MALE PIPE



Part Number	Tube	M-NPT
PC1469-4A	1/4"	1/8"
PC1469-4B	1/4"	1/4"
PC1469-4C	1/4"	3/8"
PC1469-6A	3/8"	1/8"
PC1469-6B	3/8"	1/4"
PC1469-6C	3/8"	3/8"
PC1469-6D	3/8"	1/2"
PC1469-8B	1/2"	1/4"
PC1469-8C	1/2"	3/8"
PC1469-8D	1/2"	1/2"
PC1469-10C	5/8"	3/8"
PC1469-10D	5/8"	1/2"
PC1469-12D	3/4"	1/2"
PC1469-12E	3/4"	3/4"

90° ELBOW TUBE TO MALE PIPE SWIVEL



Part Number	Tube	M-NPT
PC1469SW-4A	1/4"	1/8"
PC1469SW-4B	1/4"	1/4"
PC1469SW-4C	1/4"	3/8"
PC1469SW-6A	3/8"	1/8"
PC1469SW-6B	3/8"	1/4"
PC1469SW-6C	3/8"	3/8"
PC1469SW-6D	3/8"	1/2"
PC1469SW-8B	1/2"	1/4"
PC1469SW-8C	1/2"	3/8"
PC1469SW-8D	1/2"	1/2"
PC1469SW-10C	5/8"	3/8"
PC1469SW-10D	5/8"	1/2"
PC1469SW-12D	3/4"	1/2"
PC1469SW-12E	3/4"	3/4"

BECAUSE WE CONTINUALLY EXAMINE WAYS TO IMPROVE OUR PRODUCTS, WE RESERVE THE RIGHT TO ALTER SPECIFICATIONS WITHOUT NOTICE.

Brass Fittings

PUSH-TO-CONNECT D.O.T. AIR BRAKE FITTINGS - TUBING



**UNION TEE
TUBE END**

Part Number	M-NPT
PC1464-4	1/4"
PC1464-6	3/8"
PC1464-8	1/2"
PC1464-10	5/8"
PC1464-12	3/4"



**BRANCH TEE TUBE
TO MALE PIPE SWIVEL**

Part Number	Tube	M-NPT
PC1472SW-4A	1/4"	1/8"
PC1472SW-4B	1/4"	1/4"
PC1472SW-6B	3/8"	1/4"
PC1472SW-6C	3/8"	3/8"
PC1472SW-8B	1/2"	1/4"
PC1472SW-8C	1/2"	3/8"



**RUN TEE
TUBE TO MALE PIPE**

Part Number	Tube	M-NPT
PC1471-4A	1/4"	1/8"
PC1471-4B	1/4"	1/4"
PC1471-6B	3/8"	1/4"
PC1471-6C	3/8"	3/8"
PC1471-8C	1/2"	3/8"



**45° ELBOW TUBE
TO MALE PIPE**

Part Number	Tube	M-NPT
PC1474-4A	1/4"	1/8"
PC1474-4B	1/4"	1/4"
PC1474-6A	3/8"	1/8"
PC1474-6B	3/8"	1/4"
PC1474-6C	3/8"	3/8"
PC1474-8B	1/2"	1/4"
PC1474-8C	1/2"	3/8"
PC1474-8D	1/2"	1/2"
PC1474-10D	5/8"	1/2"
PC1474-12E	3/4"	3/4"



**RUN TEE
TUBE TO MALE PIPE SWIVEL**

Part Number	Tube	M-NPT
PC1471SW-4A	1/4"	1/8"
PC1471SW-4B	1/4"	1/4"
PC1471SW-6B	3/8"	1/4"
PC1471SW-6C	3/8"	3/8"
PC1471SW-8C	1/2"	3/8"
PC1471SW-8D	1/2"	1/2"



**45° ELBOW TUBE
TO MALE PIPE SWIVEL**

Part Number	Tube	M-NPT
PC1474SW-4A	1/4"	1/8"
PC1474SW-4B	1/4"	1/4"
PC1474SW-6A	3/8"	1/8"
PC1474SW-6B	3/8"	1/4"
PC1474SW-6C	3/8"	3/8"
PC1474SW-8B	1/2"	1/4"
PC1474SW-8C	1/2"	3/8"
PC1474SW-8D	1/2"	1/2"
PC1474SW-10D	5/8"	1/2"
PC1474SW-12E	3/4"	3/4"



**BRANCH TEE
TUBE TO MALE PIPE**

Part Number	Tube	M-NPT
PC1472-4A	1/4"	1/8"
PC1472-4B	1/4"	1/4"
PC1472-6B	3/8"	1/4"
PC1472-6C	3/8"	3/8"
PC1472-8B	1/2"	1/4"
PC1472-8C	1/2"	3/8"

BECAUSE WE CONTINUALLY EXAMINE WAYS TO IMPROVE OUR PRODUCTS, WE RESERVE THE RIGHT TO ALTER SPECIFICATIONS WITHOUT NOTICE.

D.O.T. AIR BRAKE COUPLING - HOSE



**COUPLER ASSEMBLY WITH SPRING GUARD
(NUT, SLEEVE, COUPLER AND SPRING)**

Part Number	Hose ID	M-NPT
D1493-6B	3/8"	1/4"
D1493-6C	1/2"	3/8"
D1493-6D	3/8"	1/2"
D1493-8C	1/2"	3/8"
D1493-8D	1/2"	1/2"



TERMINAL BOLT (STEEL)

Part Number	Pipe	Length
D1496-DC	1/2" M x 3/8" F	2"



**SWIVEL COUPLER ASSEMBLY
WITH SPRING GUARD
(NUT, SLEEVE, COUPLER, AND SPRING)**

Part Number	Hose ID	M-NPT
D1493SW-6	3/8"	--
D1493SW-8	1/2"	--
D1493SW-6B*	3/8"	1/4"
D1493SW-6C*	3/8"	3/8"
D1493SW-8C*	1/2"	3/8"



TERMINAL BOLT

Part Number	Pipe	Material	Length
D1497-DB	1/2" M x 3/8" F	Steel	2-3/4"
D1497-DBS	1/2" M x 3/8" F	Brass	1-5/8"

* Complete with 4134 series adapter.



**TERMINAL BOLT
(BRASS)**

Part Number	Female Pipe	Length (in)
D1495B-A	1/8" x 1/8"	1-1/2"
D1495B-C	3/8" x 3/8"	1-1/4"
D1495B-D	1/2" x 1/2"	1-1/2"
D1495B-L	1/4" x 1/4"	1-1/2"
D1495B-S	1/4" x 1/4"	3/32"

* Complete with 4134 series adapter.

BECAUSE WE CONTINUALLY EXAMINE WAYS TO IMPROVE OUR PRODUCTS, WE RESERVE THE RIGHT TO ALTER SPECIFICATIONS WITHOUT NOTICE.

Brass Fittings

D.O.T. AIR BRAKE COUPLING - HOSE



SLEEVE

Part Number	Hose ID
D1490-6	3/8"
D1490-8	1/2"



SWIVEL COUPLER ASSEMBLY
(NUT, SLEEVE, AND COUPLER)

Part Number	Hose ID	M-NPT
D1492SW-6	3/8"	--
D1492SW-8	1/2"	--
D1492SW-6B*	3/8"	1/4"
D1492SW-6C*	3/8"	3/8"
D1492SW-6D*	3/8"	1/2"
D1492SW-8C*	1/2"	3/8"

* Complete with 4134 series adapter.



NUT

Part Number	Hose ID
D1491-6	3/8"
D1491-8	1/2"



HOSE CONNECTOR FOR HAB ASSEMBLIES

Part Number	Straight Thread	M-NPT
D4134-6B	3/4"-20	1/4"
D4134-6C	3/4"-20	3/8"
D4134-6D	3/4"-20	1/2"
D4134-8C	3/4"-20	3/8"
D4134-8D	3/4"-20	1/2"
D4134-8C-WH	7/8"-20	3/8"
D4134-8D-WH	7/8"-20	1/2"



COUPLER ASSEMBLY
(NUT, SLEEVE, AND COUPLER)

Part Number	Hose ID	M-NPT
D1492-6B	3/8"	1/4"
D1492-6C	1/2"	3/8"
D1492-6D	3/8"	1/2"
D1492-8C	1/2"	3/8"
D1492-8D	1/2"	1/2"



HOSE SPLICER

Part Number	Hose ID
D1492-6S	3/8"
D1492-8S	1/2"

BECAUSE WE CONTINUALLY EXAMINE WAYS TO IMPROVE OUR PRODUCTS, WE RESERVE THE RIGHT TO ALTER SPECIFICATIONS WITHOUT NOTICE.

Bush Hog Female



Part Number	Size
BHF-400	4"
BHF-600	6"
BHF-800	8"

Bush Hog Male



Part Number	Size
BHM-400	4"
BHM-600	6"
BHM-800	8"

Bush Hog Clamp



Part Number	Size
BHC-400	4"
BHC-600	6"
BHC-800	8"

Bush Hog Gasket



Part Number	Size
BHG-400	4"
BHG-600	6"
BHG-800	8"

Bush Hog 45



Part Number	Size
BH45-400	4"
BH45-600	6"
BH45-800	8"

Bush Hog 90



Part Number	Size
BH90-400	4"
BH90-600	6"
BH90-800	8"

Bush Hog Reducer



Part Number	Size
BHR-400300	4" - 3"
BHR-600400	6" - 4"
BHR-800600	8" - 6"

Bush Hog Y



Part Number	Size
BHY-400	4"
BHY-600	6"
BHY-800	8"

Bush Hog End Cap



Part Number	Size
BHEC-400	4"
BHEC-600	6"
BHEC-800	8"

Bush Hog End Plug



Part Number	Size
BHEP-400	4"
BHEP-600	6"
BHEP-800	8"

BECAUSE WE CONTINUALLY EXAMINE WAYS TO IMPROVE OUR PRODUCTS, WE RESERVE THE RIGHT TO ALTER SPECIFICATIONS WITHOUT NOTICE.

Camlocks

PART A MALE CAMLOCK X FEMALE THREAD



Size	Aluminum	Stainless	Brass	Polypropylene
3/4"	AL-A075	SS-A075	BR-A075	PP-A075
1"	AL-A100	SS-A100	BR-A100	PP-A100
1-1/4"	AL-A125	SS-A125	BR-A125	PP-A125 †
1-1/2"	AL-A150	SS-A150	BR-A150	PP-A150
2"	AL-A200	SS-A200	BR-A200	PP-A200
2-1/2"	AL-A250	SS-A250	BR-A250	--
3"	AL-A300	SS-A300	BR-A300	PP-A300
4"	AL-A400	SS-A400	BR-A400	PP-A400
5"	AL-A500	--	--	--
6"	AL-A600	SS-A600	--	--
8"	AL-A800-1	--	--	--
8"	AL-A800-2	--	--	--

† 1-1/4" thread x 1-1/2" camlock

3/4" - 6" camlocks interchange with Mil Spec A-A59326A.

8" Camlocks

Type 1: PT Domestic, Dixon Global, Campbell, Kuri Import (Standard)

Type 2: Dixon Domestic, PT Import, Kuri HD801, Neco

PART B FEMALE CAMLOCK X MALE THREAD



Size	Aluminum	Stainless	Brass	Polypropylene
3/4"	AL-B075	SS-B075	BR-B075	PP-B075
1"	AL-B100	SS-B100	BR-B100	PP-B100
1-1/4"	AL-B125	SS-B125	BR-B125	PP-B125 †
1-1/2"	AL-B150	SS-B150	BR-B150	PP-B150
2"	AL-B200	SS-B200	BR-B200	PP-B200
2-1/2"	AL-B250	SS-B250	BR-B250	--
3"	AL-B300	SS-B300	BR-B300	PP-B300
4"	AL-B400	SS-B400	BR-B400	--
5"	AL-B500	--	--	--
6"	AL-B600	SS-B600	--	--
8"	AL-B800-1	--	--	--
8"	AL-B800-2	--	--	--

† 1-1/4" thread x 1-1/2" camlock

3/4" - 6" camlocks interchange with Mil Spec A-A59326A.

8" Camlocks

Type 1: PT Domestic, Dixon Global, Campbell, Kuri Import (Standard)

Type 2: Dixon Domestic, PT Import, Kuri HD801, Neco

BECAUSE WE CONTINUALLY EXAMINE WAYS TO IMPROVE OUR PRODUCTS, WE RESERVE THE RIGHT TO ALTER SPECIFICATIONS WITHOUT NOTICE.

PART C FEMALE CAMLOCK X HOSE SHANK



Size	Aluminum	Stainless	Brass	Polypropylene
3/4"	AL-C075	SS-C075	BR-C075	PP-C075
1"	AL-C100	SS-C100	BR-C100	PP-C100
1-1/4"	AL-C125	SS-C125	BR-C125	PP-C125 †
1-1/2"	AL-C150	SS-C150	BR-C150	PP-C150
2"	AL-C200	SS-C200	BR-C200	PP-C200
2-1/2"	AL-C250	SS-C250	BR-C250	--
3"	AL-C300	SS-C300	BR-C300	PP-C300
4"	AL-C400	SS-C400	BR-C400	PP-C400
5"	AL-C500	--	--	--
6"	AL-C600	SS-C600	--	--
8"	AL-C800-1	--	--	--
8"	AL-C800-2	--	--	--

† 1-1/4" barb x 1-1/2" camlock

3/4" - 6" camlocks interchange with Mil Spec A-A59326A.

8" Camlocks

Type 1: PT Domestic, Dixon Global, Campbell, Kuri Import (Standard)

Type 2: Dixon Domestic, PT Import, Kuri HD801, Neco

PART D FEMALE CAMLOCK X FEMALE THREAD



Size	Aluminum	Stainless	Brass	Polypropylene
3/4"	AL-D075	SS-D075	BR-D075	PP-D075
1"	AL-D100	SS-D100	BR-D100	PP-D100
1-1/4"	AL-D125	SS-D125	BR-D125	PP-D125 †
1-1/2"	AL-D150	SS-D150	BR-D150	PP-D150
2"	AL-D200	SS-D200	BR-D200	PP-D200
2-1/2"	AL-D250	SS-D250	BR-D250	--
3"	AL-D300	SS-D300	BR-D300	PP-D300
4"	AL-D400	SS-D400	BR-D400	PP-D400
5"	AL-D500	--	--	--
6"	AL-D600	SS-D600	--	--
8"	AL-D800-1	--	--	--
8"	AL-D800-2	--	--	--

† 1-1/4" thread x 1-1/2" camlock

3/4" - 6" camlocks interchange with Mil Spec A-A59326A.

8" Camlocks

Type 1: PT Domestic, Dixon Global, Campbell, Kuri Import (Standard)

Type 2: Dixon Domestic, PT Import, Kuri HD801, Neco

BECAUSE WE CONTINUALLY EXAMINE WAYS TO IMPROVE OUR PRODUCTS, WE RESERVE THE RIGHT TO ALTER SPECIFICATIONS WITHOUT NOTICE.

Camlocks

PART E MALE CAMLOCK X HOSE SHANK



Size	Aluminum	Stainless	Brass	Polypropylene
3/4"	AL-E075	SS-E075	BR-E075	PP-E075
1"	AL-E100	SS-E100	BR-E100	PP-E100
1-1/4"	AL-E125	SS-E125	BR-E125	PP-E125 †
1-1/2"	AL-E150	SS-E150	BR-E150	PP-E150
2"	AL-E200	SS-E200	BR-E200	PP-E200
2-1/2"	AL-E250	SS-E250	BR-E250	--
3"	AL-E300	SS-E300	BR-E300	PP-E300
4"	AL-E400	SS-E400	BR-E400	PP-E400
5"	AL-E500	--	--	--
6"	AL-E600	SS-E600	--	--
8"	AL-E800-1	--	--	--
8"	AL-E800-2	--	--	--

† 1-1/4" barb x 1-1/2" camlock

3/4" - 6" camlocks interchange with Mil Spec A-A59326A.

8" Camlocks

Type 1: PT Domestic, Dixon Global, Campbell, Kuri Import (Standard)

Type 2: Dixon Domestic, PT Import, Kuri HD801, Neco

PART F MALE CAMLOCK X MALE THREAD



Size	Aluminum	Stainless	Brass	Polypropylene
3/4"	AL-F075	SS-F075	BR-F075	PP-F075
1"	AL-F100	SS-F100	BR-F100	PP-F100
1-1/4"	AL-F125	SS-F125	BR-F125	PP-F125 †
1-1/2"	AL-F150	SS-F150	BR-F150	PP-F150
2"	AL-F200	SS-F200	BR-F200	PP-F200
2-1/2"	AL-F250	SS-F250	BR-F250	--
3"	AL-F300	SS-F300	BR-F300	PP-F300
4"	AL-F400	SS-F400	BR-F400	PP-F400
5"	AL-F500	--	--	--
6"	AL-F600	SS-F600	--	--
8"	AL-F800-1	--	--	--
8"	AL-F800-2	--	--	--

† 1-1/4" thread x 1-1/2" camlock

3/4" - 6" camlocks interchange with Mil Spec A-A59326A.

8" Camlocks

Type 1: PT Domestic, Dixon Global, Campbell, Kuri Import (Standard)

Type 2: Dixon Domestic, PT Import, Kuri HD801, Neco

BECAUSE WE CONTINUALLY EXAMINE WAYS TO IMPROVE OUR PRODUCTS, WE RESERVE THE RIGHT TO ALTER SPECIFICATIONS WITHOUT NOTICE.

PART DP DUST PLUG



Size	Aluminum	Stainless	Brass	Polypropylene
3/4"	AL-DP075	SS-DP075	BR-DP075	PP-DP075
1"	AL-DP100	SS-DP100	BR-DP100	PP-DP100
1-1/4"	AL-DP125	SS-DP125	BR-DP125	PP-DP150
1-1/2"	AL-DP150	SS-DP150	BR-DP150	PP-DP150
2"	AL-DP200	SS-DP200	BR-DP200	PP-DP200
2-1/2"	AL-DP250	SS-DP250	BR-DP250	--
3"	AL-DP300	SS-DP300	BR-DP300	PP-DP300
4"	AL-DP400	SS-DP400	BR-DP400	PP-DP400
5"	AL-DP500	--	--	--
6"	AL-DP600	SS-DP600	--	--
8"	AL-DP800-1	--	--	--
8"	AL-DP800-2	--	--	--

3/4" - 6" camlocks interchange with Mil Spec A-A59326A.

8" Camlocks

Type 1: PT Domestic, Dixon Global, Campbell, Kuri Import (Standard)

Type 2: Dixon Domestic, PT Import, Kuri HD801, Neco

PART DC DUST CAP



Size	Aluminum	Stainless	Brass	Polypropylene
3/4"	AL-DC075	SS-DC075	BR-DC075	PP-DC075
1"	AL-DC100	SS-DC100	BR-DC100	PP-DC100
1-1/4"	AL-DC125	SS-DC125	BR-DC125	PP-DC150
1-1/2"	AL-DC150	SS-DC150	BR-DC150	PP-DC150
2"	AL-DC200	SS-DC200	BR-DC200	PP-DC200
2-1/2"	AL-DC250	SS-DC250	BR-DC250	--
3"	AL-DC300	SS-DC300	BR-DC300	PP-DC300
4"	AL-DC400	SS-DC400	BR-DC400	PP-DC400
5"	AL-DC500	--	--	--
6"	AL-DC600	SS-DC600	--	--
8"	AL-DC800-1	--	--	--
8"	AL-DC800-2	--	--	--

3/4" - 6" camlocks interchange with Mil Spec A-A59326A.

8" Camlocks

Type 1: PT Domestic, Dixon Global, Campbell, Kuri Import (Standard)

Type 2: Dixon Domestic, PT Import, Kuri HD801, Neco

BECAUSE WE CONTINUALLY EXAMINE WAYS TO IMPROVE OUR PRODUCTS, WE RESERVE THE RIGHT TO ALTER SPECIFICATIONS WITHOUT NOTICE.

Camlocks

RING LOK



Size	Part B		Part C	
	Aluminum Part No.	Stainless Part No.	Aluminum Part No.	Stainless Part No.
1"	--	--	--	SS-C100-RL
1½"	--	--	--	SS-C150-RL
2"	AL-B200-RL	SS-B200-RL	AL-C200-RL	SS-C200-RL
3"	AL-B300-RL	SS-B300-RL	AL-C300-RL	SS-C300-RL
4"	AL-B400-RL	SS-B400-RL	AL-C400-RL	SS-C400-RL
6"	--	--	AL-C600-AL	--



Size	Part D		Part DC	
	Aluminum Part No.	Stainless Part No.	Aluminum Part No.	Stainless Part No.
1"	--	SS-D100-RL	--	SS-DC100-RL
1½"	--	SS-D150-RL	--	SS-DC150-RL
2"	AL-D200-RL	SS-D200-RL	AL-DC200-RL	SS-DC200-RL
3"	AL-D300-RL	SS-D300-RL	AL-DC300-RL	SS-DC300-RL
4"	AL-D400-RL	SS-D400-RL	AL-DC400-RL	SS-DC400-RL
6"	AL-D600-RL	--	AL-DC600-RL	--




Size	Composite C		Composite E	
	Aluminum Part No.	Stainless Part No.	Aluminum Part No.	Stainless Part No.
2"	CPAL-200-RL	CPSS-C200-RL	CPAL-E200	CPSS-E200
3"	CPAL-300-RL	CPSS-C300-RL	CPAL-E300	CPSS-E300
4"	CPAL-400-RL	CPSS-C400-RL	CPAL-E400	CPSS-E400

BECAUSE WE CONTINUALLY EXAMINE WAYS TO IMPROVE OUR PRODUCTS, WE RESERVE THE RIGHT TO ALTER SPECIFICATIONS WITHOUT NOTICE.

RING LOK



DA Adapter		
	Aluminum	Stainless
Size	Part No.	Part No.
3" x 2"	AL-DA3020-RL	SS-DA3020-RL
4" x 3"	AL-DA4030-RL	SS-DA4030-RL
6" x 4"	AL-DA6040-RL	--



DD Adapter		
	Aluminum	Stainless
Size	Part No.	Part No.
2" x 2"	AL-DD2020-RL	SS-DD2020-RL
3" x 3"	AL-DD3030-RL	SS-DD3030-RL
4" x 4"	AL-DD4040-RL	SS-DD4040-RL



BRASS RING LOK HANDLE, RING & PIN

Part Number	Camlock Size
BR-HRP200-RL	2"
BR-HRP300-RL	3" - 4"
BR-HRP600-RL	6"



STAINLESS RING LOK HANDLE, RING & PIN

Part Number	Camlock Size
SS-HRP100-RL	1"
SS-HRP150-RL	1½"
SS-HRP200-RL	2"
SS-HRP300-RL	3" - 4"

BECAUSE WE CONTINUALLY EXAMINE WAYS TO IMPROVE OUR PRODUCTS, WE RESERVE THE RIGHT TO ALTER SPECIFICATIONS WITHOUT NOTICE.

Camlocks

DCL DUST CAP WITH - 90° DEGREE LOCK OUT HANDLES



ALUMINUM PART DCL

Part Number	Size
AL-DCL200	2"
AL-DCL300	3"
AL-DCL400	4"
AL-DCL600	6"

DA ADAPTER



ALUMINUM REDUCER

Part Number	Size
AL-DA2015	2" x 1-1/2"
AL-DA2030	2" x 3"
AL-DA2040	2" x 4"
AL-DA3020	3" x 2"
AL-DA3040	3" x 4"
AL-DA4020	4" x 2"
AL-DA4030	4" x 3"
AL-DA4060	4" x 6"
AL-DA6030	6" x 3"
AL-DA6040	6" x 4"

STAINLESS REDUCER

Part Number	Size
SS-DA3020	3" x 2"
SS-DA4020	4" x 2"
SS-DA4030	4" x 3"

DD ADAPTER



ALUMINUM REDUCER

Part Number	Size
AL-DD2020	2" x 2"
AL-DD3020	3" x 2"
AL-DD3030	3" x 3"
AL-DD4030	4" x 3"
AL-DD4040	4" x 4"

STAINLESS REDUCER

Part Number	Size
SS-DD2020	2" x 2"
SS-DD3020	3" x 2"
SS-DD3030	3" x 3"
SS-DD4030	4" x 3"
SS-DD4040	4" x 4"

AA ADAPTER



ALUMINUM REDUCER

Part Number	Size
AL-AA2015	2" x 1/2"
AL-AA2020	2" x 2"
AL-AA3020	3" x 2"
AL-AA3030	3" x 3"
AL-AA4020	4" x 2"
AL-AA4030	4" x 3"
AL-AA4040	4" x 4"
AL-AA6040	6" x 4"

STAINLESS REDUCER

Part Number	Size
SS-AA2020	2" x 2"
SS-AA3020	3" x 2"
SS-AA3030	3" x 3"
SS-AA4030	4" x 3"
SS-AA4040	4" x 4"
SS-AA6040	6" x 4"

BECAUSE WE CONTINUALLY EXAMINE WAYS TO IMPROVE OUR PRODUCTS, WE RESERVE THE RIGHT TO ALTER SPECIFICATIONS WITHOUT NOTICE.

CAMLOCK ADAPTERS



FLANGE ADAPTER X MALE

Part Number		Size
Aluminum	Stainless	
AL-FLA200	SS-FLA200	2"
AL-FLA300	SS-FLA300	3"
AL-FLA400	SS-FLA400	4"
AL-FLA600	SS-FLA600	6"
AL-FLA800-1	SS-FLA800-1	8"

- Gaskets and bolt kits available on page 190.



FLANGE ADAPTER X FEMALE

Part Number		Size
Aluminum	Stainless	
AL-FLD200	SS-FLD200	2"
AL-FLD300	SS-FLD300	3"
AL-FLD400	SS-FLD400	4"
AL-FLD600	SS-FLD600	6"

- Gaskets and bolt kits available on page 190.



45° ADAPTER

Part Number	Size F x M
AL-DA3030-45	3" x 3"
AL-DA4040-45	4" x 4"
AL-DA6060-45	6" x 6"



90° ADAPTER

Part Number	Size F x M
AL-DA3030-90	3" x 3"
AL-DA4040-90	4" x 4"
AL-DA6060-90	6" x 6"



Y ADAPTER

Part Number	Size
AL-DAA404040-Y*	4" x 4"
AL-DAA606060-Y*	6" x 6"

* Special Order



LOCK PIN & S-HOOK CHAIN

Description	Part Number
Camlock Safety Lock Pin	CSLP
6" Chain with S-Hook	CSC-6
12" Chain with S-Hook	CSC-12



STAINLESS HANDLE, RING & PIN

Part Number	Camlock Size
SS-HRP075	1/2" - 3/4"
SS-HRP100	1"
SS-HRP200	1 1/2" - 2 1/2"
SS-HRP300	3" - 4"
SS-HRP600	6"

BRASS HANDLE, RING & PIN

Part Number	Camlock Size
BR-HRP075	1/2" - 3/4"
BR-HRP100	1"
BR-HRP200	1 1/2" - 2 1/2"
BR-HRP300	3" - 4"
BR-HRP600	6"



90° DEGREE STAINLESS HANDLE, RING & PIN

Part Number	Camlock Size
SS-HRP200-LH	2"
SS-HRP300-LH	3" - 4"
SS-HRP600-LH	6"

BECAUSE WE CONTINUALLY EXAMINE WAYS TO IMPROVE OUR PRODUCTS, WE RESERVE THE RIGHT TO ALTER SPECIFICATIONS WITHOUT NOTICE.

Camlocks

SAFETY BUMPS



SAFETY BUMP DUST CAP

Part Number	Size
SBDC-200	2"
SBDC-300	3"
SBDC-400	4"
SBDC-200-AL	2"
SBDC-300-AL	3"
SBDC-400-AL	4"



SAFETY BUMP DUST PLUG

Part Number	Size
SBDP-200	2"
SBDP-300	3"
SBDP-400	4"
SBDP-200-AL	2"
SBDP-300-AL	3"
SBDP-400-AL	4"



FOOD GRADE SAFETY BUMP DUST CAP

Part Number	Size
SBDC-200WH	2"
SBDC-300WH	3"
SBDC-400WH	4"



FOOD SAFETY BUMP DUST PLUG

Part Number	Size
SBDP-200WH	2"
SBDP-300WH	3"
SBDP-400WH	4"



SAFETY LOCKS

Part Number	Size	Colour
SL-200	2"	Blue
SL-300	3"	Red
SL-400	4"	Orange



STAINLESS STEEL STRAINER DISC

Part Number	Size
SDS-200	2"
SDS-300	3"
SDS-400	4"

ALUMINUM STRAINER DISC

Part Number	Size
SDA-200	2"
SDA-300	3"
SDA-400	4"

This Strainer has 1/4" holes and threads into female NPT threads.

SIGHT GLASS



Part Number	Size
SIGHT-200	2"
SIGHT-300	3"
SIGHT-400	4"



Part Number	Size
TTF40SG	4"

CAMLOCK SAFETY STRAPS



Part Number	Length	Camlock Size
CGVS-19	19"	2" - 3"
CGVS-30	30"	4" - 6"

The highly visible 1-1/2" wide fluorescent orange safety straps secures camlock arms down or bundles hose together.

BECAUSE WE CONTINUALLY EXAMINE WAYS TO IMPROVE OUR PRODUCTS, WE RESERVE THE RIGHT TO ALTER SPECIFICATIONS WITHOUT NOTICE.

CAMLOCK GASKETS



	Black NBR	Extra Thick NBR	Hot Oil	Teflon/Buna Envelope	Viton
TEMP.	-40°F to 200°F	-40°F to 200°F	-55°F to 325°F	-40°F to 200°F	-30°F to 400°F
Size	Part Number	Part Number	Part Number	Part Number	Part Number
¾"	CGS-075	--	--	CGTB-075	CGVT-075
1"	CGS-100	--	--	CGTB-100	CGVT-100
1-¼"	CGS-125	--	--	CGTB-125	CGVT-125
1-½"	CGS-150	--	--	CGTB-150	CGVT-150
2"	CGS-200	CGST-200	CGS-200-HO	CGTB-200	CGVT-200
2-½"	CGS-250	--	--	CGTB-250	CGVT-250
3"	CGS-300	CGST-300	CGS-300-HO	CGTB-300	CGVT-300
4"	CGS-400	CGST-400	CGS-400-HO	CGTB-400	CGVT-400
5"	CGS-500	--	--	--	--
6"	CGS-600	CGST-600	--	--	--
8"	CGS-800	--	--	--	--

Maximum Working Pressure Ratings for Camlock Couplers @ 20°C / 70°F with NBR Gaskets					
Size	Ring Lock	Aluminum	Stainless	Brass	Polypropylene
¾"	--	200	200	200	100
1"	250	200	200	200	100
1-¼"	--	200	200	200	100
1-½"	--	200	200	200	100
2"	250	200	200	200	100
2-½"	--	150	150	150	--
3"	150	125	125	125	75
4"	150	100	100	100	60
5"	--	75	75	--	--
6"	100	75	75	75	--
8"	--	50	--	--	--

⚠ WARNING!

• CAMLOCK COUPLINGS SHOULD NEVER BE USED FOR COMPRESSED AIR, GASES OR STEAM.

BECAUSE WE CONTINUALLY EXAMINE WAYS TO IMPROVE OUR PRODUCTS, WE RESERVE THE RIGHT TO ALTER SPECIFICATIONS WITHOUT NOTICE.

Clamps

SPIRAL BOLT CLAMPS



CLOCKWISE / RIGHT HAND

Part Number	Hose ID
SBC-200	2"
SBC-250	2-1/2"
SBC-300	3"
SBC-400	4"
SBC-500	5"
SBC-600	6"
SBC-800	8"
SBC-1000	10"
SBC-1200	12"

COUNTER-CLOCKWISE / LEFT HAND

Part Number	Hose ID
SBCK-200	2"
SBCK-250	2-1/2"
SBCK-300	3"
SBCK-400	4"
SBCK-500	5"
SBCK-600	6"
SBCK-800	8"
SBCK-1000	10"

DUCTING / BRIDGE CLAMPS



CLOCKWISE / RIGHT HAND

Part Number	Hose ID
DC-2.5	2-1/2"
DC-3.0	3"
DC-4.0	4"
DC-5.0	5"
DC-6.0	6"
DC-7.0	7"
DC-8.0	8"
DC-10.0	10"
DC-12.0	12"

COUNTER-CLOCKWISE / LEFT HAND

Part Number	Hose ID
DCK-2.5	2-1/2"
DCK-3.0	3"
DCK-4.0	4"
DCK-5.0	5"
DCK-6.0	6"
DCK-7.0	7"
DCK-8.0	8"
DCK-10.0	10"
DCK-12.0	12"

DOUBLE BOLT CLAMPS



Part Number	From OD	To OD
DBC-400	3-1/2"	4"
DBC-463	4-1/16"	4-7/16"
DBC-525	4-1/16"	5"
DBC-550	5"	5-1/2"
DBC-600	5-1/2"	6-1/16"
DBC-675	6-1/8"	6-7/8"

Part Number	From OD	To OD
DBC-769	6-15/16"	7-5/8"
DBC-818	7-11/16"	8-3/16"
DBC-875	8-1/4"	8-7/8"
DBC-988	8-15/16"	9-7/8"
DBC-1125	9-15/16"	11-3/8"
DBC-1275	11-3/8"	13"

BECAUSE WE CONTINUALLY EXAMINE WAYS TO IMPROVE OUR PRODUCTS, WE RESERVE THE RIGHT TO ALTER SPECIFICATIONS WITHOUT NOTICE.

PREFORMED PUNCH-TYPE CLAMPS



Made to slide on hose before tightening. Double wrapped and formed to a given diameter size. To order, measure the outside diameter of the hose with its fitting inserted. Then select the next larger clamp diameter.

GALVANIZED CARBON STEEL

Part Number	Band Width	Clamp ID	Standard Package
P-3	3/8"	13/16	100
P-311	3/8"	1-3/8	100
P-4	5/8"	1	100
P-5	5/8"	1-1/4	100
P-6	5/8"	1-1/2	100
P-7	5/8"	1-3/4	100
P-8	5/8"	2	100
P-9	5/8"	2-1/4	100
P-10	5/8"	2-1/2	50
P-11	5/8"	2-3/4	50
P-12	5/8"	3	50
P-14	5/8"	3-1/2	50
P-16	5/8"	4	25
P-18	5/8"	4-1/2	25
P-20	5/8"	5	25
P-24	5/8"	6	25
P-28	5/8"	7	50
P-32	5/8"	8	50

STAINLESS STEEL

Part Number	Band Width	Clamp ID	Standard Package
P-3-SS	3/8"	13/16	100
P-311-SS	3/8"	1-3/8	100
P-4-SS	5/8"	1	100
P-5-SS	5/8"	1-1/4	100
P-6-SS	5/8"	1-1/2	100
P-7-SS	5/8"	1-3/4	100
P-8-SS	5/8"	2	100
P-9-SS	5/8"	2-1/4	100
P-10-SS	5/8"	2-1/2	50
P-11-SS	5/8"	2-3/4	50
P-12-SS	5/8"	3	50
P-14-SS	5/8"	3-1/2	50
P-16-SS	5/8"	4	25
P-18-SS	5/8"	4-1/2	25
P-20-SS	5/8"	5	25
P-24-SS	5/8"	6	25
P-28-SS	5/8"	7	50
P-32-SS	5/8"	8	50



Part Number	Item Description
P-1000	Punch Lock Tool

BECAUSE WE CONTINUALLY EXAMINE WAYS TO IMPROVE OUR PRODUCTS, WE RESERVE THE RIGHT TO ALTER SPECIFICATIONS WITHOUT NOTICE.

Clamps

STRAPPING AND BUCKLES



TOOL

Part Number	Item Description
PB-001	Banding Tool



STRAPPING - 201 STAINLESS

Part Number	Size (in)	Gauge (in)	Package	Pack Quantity
PB204	1/2	0.030	Box	100'
PB205	5/8	0.030	Box	100'
PB206	3/4	0.030	Box	100'



BUCKLE - 201 STAINLESS

Part Number	Size (in)	Box Quantity
PB254	1/2	100
PB255	5/8	100
PB256	3/4	100

BECAUSE WE CONTINUALLY EXAMINE WAYS TO IMPROVE OUR PRODUCTS, WE RESERVE THE RIGHT TO ALTER SPECIFICATIONS WITHOUT NOTICE.

HD T-BOLT CLAMPS



STAINLESS STEEL WITH
PLATED STEEL SCREW.

Part Number	Range		Max Torque	Max WP	Box Quantity
	mm	in	ft/lbs	psi	
W2-17-19	17 - 19	1 ¹ / ₁₆ - 3/4	7.4	652	50
W2-19-21	19 - 21	3/4 - 13 ¹ / ₁₆	7.4	652	50
W2-21-23	21 - 23	13 ¹ / ₁₆ - 29 ¹ / ₃₂	7.4	652	50
W2-23-25	23 - 25	29 ¹ / ₃₂ - 1	7.4	652	50
W2-25-27	25 - 27	1 - 1-1 ¹ / ₁₆	7.4	652	50
W2-27-29	27 - 29	1-1 ¹ / ₁₆ - 1-5 ¹ / ₃₂	7.4	652	50
W2-29-31	29 - 31	1-5 ¹ / ₃₂ - 1-7 ¹ / ₃₂	9.6	580	50
W2-31-34	31 - 34	1-7 ¹ / ₃₂ - 1-5 ¹ / ₁₆	9.6	580	50
W2-34-37	34 - 37	1-5 ¹ / ₁₆ - 1-7 ¹ / ₁₆	9.6	580	50
W2-37-40	37 - 40	1-7 ¹ / ₁₆ - 1-9 ¹ / ₁₆	9.6	580	50
W2-40-43	40 - 43	1-9 ¹ / ₁₆ - 1-11 ¹ / ₁₆	9.6	580	50
W2-43-47	43 - 47	1-11 ¹ / ₁₆ - 1-27 ¹ / ₃₂	11.8	522	50
W2-47-51	47 - 51	1-27 ¹ / ₃₂ - 2	11.8	522	50
W2-51-55	51 - 55	2 - 2-5 ¹ / ₃₂	11.8	522	25
W2-55-59	55 - 59	2-5 ¹ / ₃₂ - 2-5 ¹ / ₁₆	11.8	522	25
W2-59-63	59 - 63	2-5 ¹ / ₁₆ - 2-15 ¹ / ₃₂	11.8	522	25
W2-63-68	63 - 68	2-15 ¹ / ₃₂ - 2-11 ¹ / ₁₆	11.8	522	25
W2-68-73	68 - 73	2-11 ¹ / ₁₆ - 2-7 ¹ / ₈	22.1	406	25
W2-73-79	73 - 79	2-7 ¹ / ₈ - 3-3 ¹ / ₃₂	22.1	406	25
W2-79-85	79 - 85	3-3 ¹ / ₃₂ - 3-5 ¹ / ₁₆	22.1	406	25
W2-85-91	85 - 91	3-5 ¹ / ₁₆ - 3-9 ¹ / ₁₆	22.1	290	25
W2-91-97	91 - 97	3-9 ¹ / ₁₆ - 3-13 ¹ / ₁₆	22.1	290	25
W2-97-104	97 - 104	3-13 ¹ / ₁₆ - 4-3 ¹ / ₃₂	22.1	290	25
W2-104-112	104 - 112	4-3 ¹ / ₃₂ - 4-3 ¹ / ₈	22.1	174	25
W2-112-121	112 - 121	4-3 ¹ / ₈ - 4-3 ¹ / ₄	22.1	174	25
W2-121-130	121 - 130	4-3 ¹ / ₄ - 5-1 ¹ / ₈	22.1	174	25
W2-125-135	125 - 135	4-15 ¹ / ₁₆ - 5-5 ¹ / ₁₆	22.1	174	25
W2-130-140	130 - 140	5-1 ¹ / ₈ - 5-1 ¹ / ₂	33.2	130	10
W2-140-150	140 - 150	5-1 ¹ / ₂ - 5-7 ¹ / ₈	33.2	130	10
W2-150-162	150 - 162	5-7 ¹ / ₈ - 6-3 ¹ / ₈	33.2	130	10
W2-162-174	162 - 174	6-3 ¹ / ₈ - 6-7 ¹ / ₈	33.2	87	10
W2-174-187	174 - 187	6-7 ¹ / ₈ - 7-3 ¹ / ₈	33.2	87	10
W2-187-200	187 - 200	7-3 ¹ / ₈ - 7-7 ¹ / ₈	33.2	87	10
W2-200-213	200 - 213	7-7 ¹ / ₈ - 8-3 ¹ / ₈	33.2	43	10
W2-213-226	213 - 226	8-3 ¹ / ₈ - 8-7 ¹ / ₈	33.2	43	10
W2-226-239	226 - 239	8-7 ¹ / ₈ - 9-3 ¹ / ₈	33.2	43	10
W2-239-252	239 - 252	9-3 ¹ / ₈ - 9-7 ¹ / ₈	33.2	43	10
W2-252-265	252 - 265	9-15 ¹ / ₁₆ - 10-7 ¹ / ₁₆	33.2	43	10
W2-265-278	265 - 278	10-7 ¹ / ₁₆ - 10-29 ¹ / ₃₂	33.2	43	10
W2-291-304	291 - 304	11-15 ¹ / ₃₂ - 11-31 ¹ / ₃₂	33.2	43	10
W2-317-330	317 - 330	12-7 ¹ / ₁₆ - 13	33.2	43	10
W2 DIS-PLAY-01	20" x 30"	W2 DISPLAY	--	--	

* For all stainless use W4.

Clamps

CONSTANT TENSION



STAINLESS STEEL WITH
PLATED STEEL SCREW.

Part Number	Range		Max Torque	Max WP	Box Quantity
	mm	in	ft/lbs	psi	
W2-CT-17-19	17 - 19	1 ¹ / ₁₆ - 3 ³ / ₄	3.3	652	50
W2-CT-19-21	19 - 21	3 ³ / ₄ - 13 ¹ / ₁₆	3.3	652	50
W2-CT-21-23	21 - 23	13 ¹ / ₁₆ - 29 ² / ₃₂	3.3	652	50
W2-CT-23-25	23 - 25	29 ² / ₃₂ - 1	3.3	652	50
W2-CT-25-27	25 - 27	1 - 1-1 ¹ / ₁₆	3.3	652	50
W2-CT-27-29	27 - 29	1-1 ¹ / ₁₆ - 1-5 ¹ / ₃₂	3.3	652	50
W2-CT-29-31	29 - 31	1-5 ¹ / ₃₂ - 1-7 ¹ / ₃₂	5.9	609	50
W2-CT-31 -34	31 - 34	1-7 ¹ / ₃₂ - 1-5 ¹ / ₁₆	5.9	609	50
W2-CT-34-37	34 - 37	1-5 ¹ / ₁₆ - 1-7 ¹ / ₁₆	5.9	580	50
W2-CT-37-40	37 - 40	1-7 ¹ / ₁₆ - 1-9 ¹ / ₁₆	5.9	580	50
W2-CT-40-43	40 - 43	1-9 ¹ / ₁₆ - 1-11 ¹ / ₁₆	5.9	551	50
W2-CT-43-47	43 - 47	1-11 ¹ / ₁₆ - 1-27 ¹ / ₃₂	7.4	551	50
W2-CT-47-51	47 - 51	1-27 ¹ / ₃₂ - 2	7.4	522	50
W2-CT-51-55	51 - 55	2 - 2-5 ¹ / ₃₂	7.4	522	50
W2-CT-55-59	55 - 59	2-5 ¹ / ₃₂ - 2-5 ¹ / ₁₆	7.4	493	25
W2-CT-59-63	59 - 63	2-5 ¹ / ₁₆ - 2-15 ¹ / ₃₂	7.4	493	25
W2-CT-63-68	63 - 68	2-15 ¹ / ₃₂ - 2-11 ¹ / ₁₆	7.4	493	25
W2-CT-68-73	68 - 73	2-11 ¹ / ₁₆ - 2-7 ¹ / ₈	18.4	406	25
W2-CT-73-79	73 - 79	2-7 ¹ / ₈ - 3-3 ¹ / ₃₂	18.4	406	25
W2-CT-79-85	79 - 85	3-3 ¹ / ₃₂ - 3-5 ¹ / ₁₆	18.4	406	25
W2-CT-85-91	85 - 91	3-5 ¹ / ₁₆ - 3-9 ¹ / ₁₆	18.4	290	25
W2-CT-91-97	91 - 97	3-9 ¹ / ₁₆ - 3-13 ¹ / ₁₆	18.4	290	25
W2-CT-97-104	97 - 104	3-13 ¹ / ₁₆ - 4-3 ¹ / ₃₂	18.4	290	25
W2-CT-104-112	104 - 112	4-3 ¹ / ₃₂ - 4-3 ¹ / ₈	18.4	174	25
W2-CT-112-121	112 - 121	4-3 ¹ / ₈ - 4-3 ¹ / ₄	18.4	174	25
W2-CT-121-130	121 - 130	4-3 ¹ / ₄ - 5-1 ¹ / ₈	18.4	174	25
W2-CT-130-140	130 - 140	5-1 ¹ / ₈ - 5-1 ¹ / ₂	36.8	130	10
W2-CT-140-150	140 - 150	5-1 ¹ / ₂ - 5-7 ¹ / ₈	36.8	130	10
W2-CT-150-162	150 - 162	5-7 ¹ / ₈ - 6-3 ¹ / ₈	36.8	130	10
W2-CT-162-174	162 - 174	6-3 ¹ / ₈ - 6-7 ¹ / ₈	36.8	87	10
W2-CT-174-187	174 - 187	6-7 ¹ / ₈ - 7-3 ¹ / ₈	36.8	87	10
W2-CT-187-200	187 - 200	7-3 ¹ / ₈ - 7-7 ¹ / ₈	36.8	87	10
W2-CT-200-213	200 - 213	7-7 ¹ / ₈ - 8-3 ¹ / ₈	36.8	43	10
W2-CT-213-226	213 - 226	8-3 ¹ / ₈ - 8-7 ¹ / ₈	36.8	43	10

* For all stainless use W4.

BECAUSE WE CONTINUALLY EXAMINE WAYS TO IMPROVE OUR PRODUCTS, WE RESERVE THE RIGHT TO ALTER SPECIFICATIONS WITHOUT NOTICE.

WORM GEAR ASFA - L (9mm band)



STAINLESS STEEL WITH
PLATED STEEL SCREW.

WORM GEAR ASFA - S (12mm band)



STAINLESS STEEL WITH
PLATED STEEL SCREW.

Part Number	Range		Max Torque ft/lbs	Max WP psi
	mm	in		
W2-AL-8-12	8 - 12	0.31 - 0.47	1.1	400
W2-AL-8-16	8 - 16	0.31 - 0.63	2.2	400
W2-AL-12-22	12 - 22	0.47 - 0.87	2.2	400
W2-AL-16-27	16 - 27	0.63 - 1.06	2.6	400
W2-AL-20-32	20 - 32	0.79 - 1.26	2.6	400
W2-AL-25-40	25 - 40	0.98 - 1.57	3.0	400
W2-AL-30-45	30 - 45	1.18 - 1.77	3.0	400
W2-AL-32-50	32 - 50	1.26 - 1.97	3.0	340
W2-AL-40-60	40 - 60	1.57 - 2.36	3.0	270
W2-AL-50-70	50 - 70	1.97 - 2.76	3.0	240
W2-AL-60-80	60 - 80	2.36 - 3.15	3.0	200
W2-AL-70-90	70 - 90	2.76 - 3.54	3.0	180
W2-AL-80-100	80 - 100	3.15 - 3.94	3.0	160
W2-AL-90-110	90 - 110	3.54 - 4.33	3.0	145
W2-AL-100-120	100 - 120	3.94 - 4.72	3.0	130
W2-AL-110-130	110 - 130	4.33 - 5.12	3.0	100
W2-AL-120-140	120 - 140	4.72 - 5.51	3.0	90
W2-AL-130-150	130 - 150	5.12 - 5.91	3.0	70
W2-AL-140-160	140 - 160	5.51 - 6.30	3.0	60

Part Number	Range		Max Torque ft/lbs	Max WP psi
	mm	in		
--	--	--	--	--
--	--	--	--	--
--	--	--	--	--
W2-AS-16-27	16 - 27	0.63 - 1.06	3.1	500
W2-AS-20-32	20 - 32	0.79 - 1.26	3.8	500
W2-AS-25-40	25 - 40	0.98 - 1.57	3.8	500
W2-AS-30-45	30 - 45	1.18 - 1.77	3.8	500
W2-AS-32-50	32 - 50	1.26 - 1.97	4.4	500
W2-AS-40-60	40 - 60	1.57 - 2.36	4.4	400
W2-AS-50-70	50 - 70	1.97 - 2.76	5.0	350
W2-AS-60-80	60 - 80	2.36 - 3.15	5.0	280
W2-AS-70-90	70 - 90	2.76 - 3.54	5.0	240
W2-AS-80-100	80 - 100	3.15 - 3.94	5.0	200
W2-AS-90-110	90 - 110	3.54 - 4.33	5.0	170
W2-AS-100-120	100 - 120	3.94 - 4.72	5.0	145
W2-AS-110-130	110 - 130	4.33 - 5.12	5.0	110
W2-AS-120-140	120 - 140	4.72 - 5.51	5.0	100
W2-AS-130-150	130 - 150	5.12 - 5.91	5.0	80
W2-AS-140-160	140 - 160	5.51 - 6.30	5.0	70

BECAUSE WE CONTINUALLY EXAMINE WAYS TO IMPROVE OUR PRODUCTS, WE RESERVE THE RIGHT TO ALTER SPECIFICATIONS WITHOUT NOTICE.

Clamps

MICRO GEAR CLAMPS



STAINLESS STEEL WITH PLATED STEEL SCREW

Part Number	Min	Max	Standard Package
GCM-04	1/4"	5/8"	10
GCM-06	5/16"	7/8"	10
GCM-08	7/16"	1"	10
GCM-10	1/2"	1-1/16"	10
GCM-12	9/16"	1-1/4"	10

ALL STAINLESS STEEL

Part Number	Min	Max	Standard Package
GCMS-04	1/4"	5/8"	10
GCMS-06	5/16"	7/8"	10
GCMS-08	7/16"	1"	10
GCMS-10	1/2"	1-1/16"	10
GCMS-12	9/16"	1-1/4"	10

WORM GEAR CLAMPS



STAINLESS STEEL WITH PLATED STEEL SCREW

Part Number	Min	Max	Standard Package
GC-06	3/8"	7/8"	10
GC-08	7/16"	1"	10
GC-10	9/16"	1-1/16"	10
GC-12	9/16"	1-1/4"	10
GC-16	1 1/16"	1-1/2"	10
GC-20	3/4"	1-3/4"	10
GC-24	1-1/16"	2"	10
GC-28	1-5/16"	2-1/4"	10
GC-32	1-1/2"	2-1/2"	10
GC-36	1-3/4"	2-3/4"	10
GC-40	2"	3"	10
GC-44	2-1/4"	3-1/4"	10
GC-48	2-1/2"	3-1/2"	10
GC-52	2-3/4"	3-3/4"	10
GC-56	3"	4"	10
GC-60	3"	4-1/4"	10
GC-64	3-1/2"	4-1/2"	10
GC-72	4"	5"	10
GC-84	3-1/2"	5-1/2"	10
GC-88	4"	6"	10
GC-96	4-1/2"	6-1/2"	10
GC-104	5"	7"	10

ALL STAINLESS STEEL

Part Number	Min	Max	Standard Package
GCS-06	3/8"	7/8"	10
GCS-08	7/16"	1"	10
GCS-10	1/2"	1-1/16"	10
GCS-12	1/2"	1-1/4"	10
GCS-16	1 1/16"	1-1/2"	10
GCS-20	3/4"	1-3/4"	10
GCS-24	1"	2"	10
GCS-28	1-1/4"	2-1/4"	10
GCS-32	1-1/2"	2-1/2"	10
GCS-36	1-3/4"	2-3/4"	10
GCS-40	2"	3"	10
GCS-44	2-1/4"	3-1/4"	10
GCS-48	2-1/2"	3-1/2"	10
GCS-52	2-3/4"	3-3/4"	10
GCS-56	3"	4"	10
GCS-60	3"	4-1/4"	10
GCS-64	3-1/2"	4-1/2"	10
GCS-72	4"	5"	10
GCS-84	3-1/2"	5-1/2"	10
GCS-88	4"	6"	10
GCS-96	4-1/2"	6-1/2"	10
GCS-104	5"	7"	10

BECAUSE WE CONTINUALLY EXAMINE WAYS TO IMPROVE OUR PRODUCTS, WE RESERVE THE RIGHT TO ALTER SPECIFICATIONS WITHOUT NOTICE.

WORM GEAR CLAMPS



STAINLESS STEEL WITH PLATED STEEL SCREW

Part Number	Min	Max	Standard Package
GC-128	5-5/8"	8-1/2"	1
GC-152	7-1/8"	10"	1
GC-188	9-3/8"	12-1/4"	1
GC-200	10-1/8"	13"	1
GC-212	10-7/8"	13-3/4"	1
GC-224	11-5/8"	14-1/2"	1
GC-236	12-3/8"	15-1/4"	1
GC-248	13-1/8"	16"	1
GC-312	17-1/8"	20"	1

ALL STAINLESS STEEL

Part Number	Min	Max	Standard Package
GCS-128	5-5/8"	8-1/2"	1
GCS-152	7-1/8"	10"	1
GCS-188	9-3/8"	12-1/4"	1
GCS-200	10-1/8"	13"	1
GCS-212	10-7/8"	13-3/4"	1
GCS-224	11-5/8"	14-1/2"	1
GCS-236	12-3/8"	15-1/4"	1
GCS-248	13-1/8"	16"	1
GCS-312	17-1/8"	20"	1

BECAUSE WE CONTINUALLY EXAMINE WAYS TO IMPROVE OUR PRODUCTS, WE RESERVE THE RIGHT TO ALTER SPECIFICATIONS WITHOUT NOTICE.

OETIKER 2-EAR CLAMPS



Part Number	Nominal Size	ID Close	ID Open
		in	in
0041	5/32"	0.122	0.161
0045	1/64"	0.138	0.177
0305	3/6"	0.118	0.197
0507	1/4"	0.197	0.276
0709	5/16"	0.276	0.354
0811	3/8"	0.315	0.433
0911	7/16"	0.354	0.433
1113	1/2"	0.433	0.512
1315	9/16"	0.512	0.591
1517	19/32"	0.591	0.669
1518	5/8"	0.591	0.708
1720	3/4"	0.669	0.787
1922	13/16"	0.746	0.866
2023	7/8"	0.787	0.905
2225	15/16"	0.866	0.984
2327	1"	0.905	1.063
2528	1 - 1/16"	0.984	1.012
2731	1 - 1/8"	1.063	1.220
2831	1 - 3/16"	1.102	1.220
3134	1 - 5/16"	1.220	1.339
3437	1 - 7/16"	1.339	1.457
3740	1 - 1/2"	1.457	1.575
4043	1 - 5/8"	1.575	1.693
4346	1 - 3/4"	1.693	1.811



STANDARD PINCERS

Part Number
1098

SIDE PINCERS

Part Number
1099

BECAUSE WE CONTINUALLY EXAMINE WAYS TO IMPROVE OUR PRODUCTS, WE RESERVE THE RIGHT TO ALTER SPECIFICATIONS WITHOUT NOTICE.

CRIMP SLEEVES - CAMLOCKS, COMBINATION NIPPLES, BAUER



**SLEEVE PART NUMBER
CS-30309**

**CS = CRIMP SLEEVE
30 = 3" HOSE ID
309 = 3-9/16" SLEEVE ID**

Hose Size	Part Number	Industry Part Number	Sleeve ID		Sleeve Length	
			in	mm	in	mm
1"	CS-10107	CSX-100128	1.44	36.6	2.29	58.1
1"	CS-10108	CSX-100132	1.50	38.1	2.29	58.1
1"	CS-10109	CSX-100136	1.56	39.6	2.29	58.1
1"	CS-10110	CSX-100140	1.63	41.4	2.29	58.1
1"	CS-10111	CSX-100144	1.69	42.9	2.29	58.1
1"	CS-10112	CSX-100148	1.75	44.4	2.29	58.1
1-1/4"	CS-13113	CSX-125152	1.81	46.0	2.32	58.9
1-1/4"	CS-13114	CSX-125156	1.88	47.8	2.32	58.9
1-1/2"	CS-15200	CSX-150200	2.00	50.8	2.36	60.0
1-1/2"	CS-15201	CSX-150204	2.06	52.3	2.36	60.0
1-1/2"	CS-15202	CSX-150208	2.13	54.1	2.36	60.0
1-1/2"	CS-15203	CSX-150212	2.19	55.6	2.36	60.0
1-1/2"	CS-15204	CSX-150216	2.25	57.2	2.36	60.0
1-1/2"	CS-15205	CSX-150220	2.31	58.7	2.36	60.0
2"	CS-20206	CSX-200224	2.38	60.5	2.76	70.0
2"	CS-20207	CSX-200228	2.44	62.0	2.76	70.0
2"	CS-20208	CSX-200232	2.50	63.5	2.76	70.0
2"	CS-20209	CSX-200236	2.56	65.0	2.76	70.0
2"	CS-20210	CSX-200240	2.63	66.8	2.76	70.0
2"	CS-20211	CSX-200244	2.69	68.3	2.76	70.0
2"	CS-20212	CSX-200248	2.75	69.9	2.76	70.0
2"	CS-20213	CSX-200252	2.81	71.4	2.76	70.0
2"	CS-20214	CSX-200256	2.88	73.2	2.76	70.0
2"	CS-20215	CSX-200260	2.94	74.7	2.76	70.0
2"	CS-20300	CSX-200300	3.00	76.2	2.76	70.0
2-1/2"	CS-25304	CSX-250316	3.25	82.6	3.11	79.0
3"	CS-30305	CSX-300320	3.31	84.1	3.94	100.0
3"	CS-30306	CSX-300324	3.38	85.9	3.94	100.0
3"	CS-30308	CSX-300332	3.50	88.9	3.94	100.0
3"	CS-30309	CSX-300336	3.56	90.4	3.94	100.0
3"	CS-30310	CSX-300340	3.63	92.2	3.94	100.0
3"	CS-30311	CSX-300344	3.69	93.7	3.94	100.0
3"	CS-30312	CSX-300348	3.75	95.3	3.94	100.0
3"	CS-30313	CSX-300352	3.81	96.8	3.94	100.0
3"	CS-30314	CSX-300356	3.88	98.6	3.94	100.0

For stainless steel add suffix-S4

BECAUSE WE CONTINUALLY EXAMINE WAYS TO IMPROVE OUR PRODUCTS, WE RESERVE THE RIGHT TO ALTER SPECIFICATIONS WITHOUT NOTICE.

Crimp Sleeves & Ferrules

CRIMP SLEEVES - CAMLOCKS, COMBINATION NIPPLES, BAUER



SLEEVE PART NUMBER
CS-30309

CS = CRIMP SLEEVE
30 = 3" HOSE ID
309 = 3-⁵/₁₆" SLEEVE ID

Hose Size	Part Number	Industry Part Number	Sleeve ID		Sleeve Length	
			in	mm	in	mm
4	CS-40406	CSX-400424	4.00	101.6	3.94	100.0
4	CS-40407	CSX-400428	4.44	112.8	4.17	106.0
4	CS-40408	CSX-400432	4.50	114.3	4.17	106.0
4	CS-40410	CSX-400440	4.63	117.6	4.17	106.0
4	CS-40411	CSX-400444	4.69	119.1	4.17	106.0
4	CS-40412	CSX-400448	4.75	120.7	4.17	106.0
4	CS-40413	CSX-400452	4.81	122.2	4.17	106.0
4	CS-40414	CSX-400456	4.88	124.0	4.17	106.0
4	CS-40415	CSX-400460	4.94	125.5	4.17	106.0
4	CS-40500	CSX-400500	5.00	127.0	4.17	106.0
4	CS-40501	CSX-400504	5.06	128.5	4.17	106.0
6	CS-60607	CSX-600628	6.43	163.3	5.67	144.0
6	CS-60608	CSX-600632	6.50	165.1	5.67	144.0
6	CS-60610	CSX-600640	6.63	168.4	5.67	144.0
6	CS-60612	CSX-600648	6.75	171.5	5.67	144.0
6	CS-60514	CSX-600656	6.88	174.8	5.67	144.0
6	CS-60700	CSX-600700	7.00	177.8	5.67	144.0
6	CS-60702	CSX-600708	7.13	181.1	5.67	144.0
6	CS-60704	CSX-600716	7.25	184.2	5.67	144.0
6	CS-60706	CSX-600724	7.38	187.5	5.67	144.0
8	CS-80808	CSX-800832	8.50	215.9	6.50	165.0
8	CS-80900	CSX-800900	9.00	228.6	6.50	165.0
8	CS-80904	CSX-800916	9.25	235.0	6.50	165.0
8	CS-80912	CSX-800948	9.75	247.7	6.50	165.0
10	CS-1001008	CSX-10001032	10.50	266.7	7.24	184.0
10	CS-1001010	CSX-10001040	10.63	270.0	7.24	184.0
10	CS-1001012	CSX-10001048	10.75	276.4	7.24	184.0
10	CS-1001014	CSX-10001056	10.88	285.8	7.24	184.0
10	CS-1001100	CSX-10001100	11.00	323.9	7.24	184.0
10	CS-1001104	CSX-10001116	11.25	336.6	7.24	184.0
12	CS-1201212	CSX-12001248	12.75	323.9	8.66	220.0
12	CS-1201304	CSX-12001316	13.25	336.6	8.66	220.0
12	CS-1201400	CSX-12001400	14.00	355.6	8.66	220.0

For stainless steel add suffix-S4

BECAUSE WE CONTINUALLY EXAMINE WAYS TO IMPROVE OUR PRODUCTS, WE RESERVE THE RIGHT TO ALTER SPECIFICATIONS WITHOUT NOTICE.

CRIMP FERRULES - CAMLOCKS, COMBINATION NIPPLES



**FERRULE PART NUMBER
CF-30313**

**CF = CRIMP FERRULE
30 = 3" HOSE ID
313 = 3-¹³/₁₆" FERRULE ID**

Hose Size	Part Number	Industry Part Number	Ferrule ID		Ferrule Length	
			in	mm	in	mm
¾	CF-08104	CFX-075112	1.19	30.2	2.14	54.4
1	CF-10108	CFX-100132	1.50	38.1	2.19	58.2
1	CF-10109	CFX-100136	1.56	39.6	2.19	58.2
1	CF-10110	CFX-100140	1.63	41.4	2.19	58.2
1-½	CF-15200	CFX-150200	2.00	50.8	2.36	60.0
1-½	CF-15201	CFX-150204	2.06	52.3	2.36	60.0
1-½	CF-15202	CFX-150208	2.13	54.1	2.36	60.0
1-½	CF-15203	CFX-150212	2.19	55.6	2.36	60.0
2	CF-20209	CFX-200236	2.56	65.0	2.76	70.0
2	CF-20210	CFX-200240	2.63	66.8	2.76	70.0
2	CF-20211	CFX-200244	2.69	68.3	2.76	70.0
2	CF-20212	CFX-200248	2.75	69.9	2.76	70.0
2	CF-20213	CFX-200252	2.81	71.4	2.76	70.0
2	CF-20214	CFX-200256	2.88	73.2	2.76	70.0
2-½	CF-25304	CFX-250316	3.25	82.6	3.11	79.0
3	CF-30309	CFX-300336	3.56	90.4	3.94	100.0
3	CF-30310	CFX-300340	3.63	92.2	3.94	100.0
3	CF-30311	CFX-300344	3.69	93.7	3.94	100.0
3	CF-30312	CFX-300348	3.75	95.3	3.94	100.0
3	CF-30313	CFX-300352	3.81	96.8	3.94	100.0
3	CF-30314	CFX-300356	3.88	98.6	3.94	100.0
3	CF-30315	CFX-300360	3.94	100.1	3.94	100.0
3	CF-30400	CFX-300400	4.00	101.6	3.94	100.0
4	CF-40409	CFX-400436	4.56	115.8	4.17	106.0
4	CF-40410	CFX-400440	4.63	117.6	4.17	106.0
4	CF-40411	CFX-400444	4.69	119.1	4.17	106.0
4	CF-40412	CFX-400448	4.75	120.7	4.17	106.0
4	CF-40413	CFX-400452	4.81	122.2	4.17	106.0
4	CF-40414	CFX-400456	4.88	124.0	4.17	106.0
4	CF-40415	CFX-400460	4.94	125.5	4.17	106.0
4	CF-40500	CFX-400500	5.00	127.0	4.17	106.0
4	CF-40501	CFX-400504	5.06	128.5	4.17	106.0
6	CF-60610	CFX-600640	6.63	168.4	5.67	144.0
6	CF-60612	CFX-600648	6.75	171.5	5.67	144.0
6	CF-60614	CFX-600656	6.88	174.8	5.67	144.0
6	CF-60702	CFX-600708	7.13	181.1	5.67	144.0
6	CF-60704	CFX-600716	7.25	184.2	5.67	144.0
6	CF-60706	CFX-600724	7.38	187.5	5.67	144.0

For stainless steel add suffix-S4

BECAUSE WE CONTINUALLY EXAMINE WAYS TO IMPROVE OUR PRODUCTS, WE RESERVE THE RIGHT TO ALTER SPECIFICATIONS WITHOUT NOTICE.

CRIMP FERRULES - GROUND JOINTS (LONG)



Hose Size	Part Number	Industry Part Number	Sleeve ID		Sleeve Length	
			in	mm	in	mm
2	CF-20211L	CFX-200244L	2.69	68.3	3.41	86.6
2	CF-20212L	CFX-200248L	2.75	69.9	3.41	86.6
2	CF-20213L	CFX-200252L	2.82	71.6	3.41	86.6
3	CF-30311L	CFX-300344L	3.69	93.7	3.94	100.0
3	CF-30312L	CFX-300348L	3.75	95.3	3.94	100.0
3	CF-30313L	CFX-300352L	3.81	96.8	3.94	100.0
3	CF-30314L	CFX-300356L	3.88	98.6	3.94	100.0

FERRULE PART NUMBER

CF-20213L

CF = CRIMP FERRULE

20 = 2" HOSE ID

211 = 2-¹/₁₆" FERRULE ID

L = LONG LENGTH

BECAUSE WE CONTINUALLY EXAMINE WAYS TO IMPROVE OUR PRODUCTS, WE RESERVE THE RIGHT TO ALTER SPECIFICATIONS WITHOUT NOTICE.

BRASS FERRULES



FERRULE PART NUMBER
BFM-450

BFM = BRASS FERRULE
450 = 0.450" FERRULE ID

Part Number	ID		Length	Pierce Hole	Metal Thickness
	in	mm			
BFM-450	0.450"	11.4	0.718"	0.328"	0.025"
BFM-475	0.475"	12.1	0.718"	0.328"	0.025"
BFM-500	0.500"	12.1	0.718"	0.328"	0.025"
BFM-525	0.525"	13.3	0.718"	0.453"	0.025"
BFM-550	0.550"	14.0	0.718"	0.453"	0.025"
BFM-575	0.575"	14.6	0.968"	0.453"	0.025"
BFM-600	0.600"	15.2	0.968"	0.453"	0.025"
BFM-625	0.625"	15.9	0.968"	0.453"	0.025"
BFM-650	0.650"	16.5	0.968"	0.453"	0.025"
BFM-675	0.675"	17.2	0.968"	0.500"	0.025"
BFM-700	0.700"	17.8	0.968"	0.500"	0.025"
BFM-725	0.725"	18.4	0.968"	0.500"	0.025"
BFM-750	0.750"	19.1	0.968"	0.500"	0.025"
BFM-800	0.800"	20.3	0.968"	0.593"	0.025"
BFM-850	0.850"	21.6	0.968"	0.687"	0.025"
BFM-875	0.875"	22.2	0.968"	0.750"	0.025"
BFM-900	0.900"	22.9	0.968"	0.750"	0.025"
BFM-950	0.950"	24.1	0.968"	0.750"	0.025"
BFM-975	0.975"	24.8	0.968"	0.750"	0.040"
BFM-1000	1.000"	25.4	0.968"	0.875"	0.040"
BFM-1025	1.025"	26.0	0.968"	0.875"	0.040"
BFM-1050	1.050"	26.7	0.968"	0.875"	0.040"
BFM-1075	1.075"	27.3	0.968"	0.875"	0.040"
BFM-1100	1.100"	27.9	0.968"	0.875"	0.040"
BFM-1125	1.125"	28.6	0.968"	0.875"	0.040"
BFM-1150	1.150"	29.2	0.968"	0.875"	0.040"
BFM-1175	1.175"	29.9	0.968"	0.875"	0.040"
BFM-1200	1.200"	30.5	0.968"	0.875"	0.040"
BFM-1250	1.250"	31.8	0.968"	0.875"	0.040"
BFM-1275	1.275"	32.4	0.968"	0.875"	0.040"
BFM-1350	1.350"	34.3	0.968"	0.875"	0.040"

BECAUSE WE CONTINUALLY EXAMINE WAYS TO IMPROVE OUR PRODUCTS, WE RESERVE THE RIGHT TO ALTER SPECIFICATIONS WITHOUT NOTICE.

Fire & Hydrant

FIRE HOSE NOZZLES & ACCESSORIES



FEMALE SWIVEL X MALE NPT

Part Number	Female Thread	Male Thread
A75-150-CSA	2-1/2" CSA	1-1/2" NPSH
A91-200-CSA	2-1/2" CSA	2" NPT
A91-250-CSA	2-1/2" CSA	2-1/2" NPT
A91-300-CSA	2-1/2" CSA	3" NPT
A75-150-QST	2-1/2" QST	1-1/2" NPSH
A91-200-QST	2-1/2" QST	2" NPT
A91-250-QST	2-1/2" QST	2-1/2" NPT
A91-300-QST	2-1/2" QST	3" NPT
A75-150-BAT	2-1/2" BAT	1-1/2" NPSH
A91-200-BAT	2-1/2" BAT	2" NPT
A91-250-BAT	2-1/2" BAT	2-1/2" NPT
A91-300-BAT	2-1/2" BAT	3" NPT

* A75 Does not swivel.



HG250



HF100

Part Number	Female Thread	Male Thread
HG250-CSA	2-1/2" F-CSA	2-1/2" M-CSA
HF100-CSA	2-1/2" F-CSA	1-1/2" M-NPSH
HG250-QST	2-1/2" F-QST	1-1/2" M-QST
HF100-QST	2-1/2" F-QST	1-1/2" M-NPSH
HG250-BAT	2-1/2" F-BAT	1-1/2" M-BAT
HF100-BAT	2-1/2" F-BAT	1-1/2" M-NPSH

BRASS NOZZLE



Part Number	Thread
B107-16	1" NPSH
B107-20	1-1/4" NPSH
B107-24	1-1/2" NPSH

PLASTIC FOG NOZZLE



Part Number	Size	Thread	GPM (@ 100PSI)	Colour
	(in)			
FNA-075	3/4"	GHT	8	Green
FNB-075	3/4"	NPSH	8	Red
FNB-100	1"	NPSH	22	Red
FNC-100	1"	NST	22	Red
FNB-150	1-1/2"	NPSH	75	Red
FNC-150	1-1/2"	NST	75	Red
FNB-200	2"	NPSH	150	Red
FNC-250*	2-1/2"	NST	150	Red

*Comes with handles.



BRASS FOG NOZZLE

Part Number	Size	Thread	GPM (@ 100PSI)
	(in)		
FNB-100-BR	1"	NPSH	36
FNC-100-BR	1"	NST	36
FNB-150-BR	1-1/2"	NPSH	85
FNC-150-BR	1-1/2"	NST	85
FNB-200-BR	2"	NPSH	108
FNC-250-BR	2-1/2"	NST	205

BECAUSE WE CONTINUALLY EXAMINE WAYS TO IMPROVE OUR PRODUCTS, WE RESERVE THE RIGHT TO ALTER SPECIFICATIONS WITHOUT NOTICE.

GROOVED FITTINGS

GROOVED BOLT CLAMP



Part Number	Size
GBC-150	1-½"
GBC-200	2"
GBC-300	3"
GBC-400	4"
GBC-500	5"
GBC-600	6"
GBC-800	8"
GBC-1000	10"
GBC-1200	12"

GROOVED T GASKET - BUNA



Part Number	Size
GTG-150	1-½"
GTG-200	2"
GTG-300	3"
GTG-400	4"
GTG-500	5"
GTG-600	6"
GTG-800	8"
GTG-1000	10"
GTG-1200	12"

GROOVED SNAP CLAMP



Part Number	Size
GSC-200	2"
GSC-300	3"
GSC-400	4"
GSC-600	6"
GSC-800	8"

PLATED STEEL GROOVED INSERTS



Part Number	Hose Size
CNG-100	1"
CNG-125	1-¼"
CNG-150	1-½"
CNG-200	2"
CNG-250	2-½"
CNG-300	3"
CNG-400	4"
CNG-500	5"
CNG-600	6"
CNG-800	8"
CNG-1000	10"
CNG-1200	12"

GROOVED 45° DEGREE



Part Number	Size
G45-300	3"
G45-400	4"
G45-600	6"
G45-800	8"
G45-1000	10"
G45-1200	12"

GROOVED 90° DEGREE



Part Number	Size
G90-300	3"
G90-400	4"
G90-600	6"
G90-800	8"
G90-1000	10"
G90-1200	12"

HOSE FIELD CLAMP & GROOVED INSERT



Part No.	Size
RGS-800	8"
RGS-1000	10"
RGS-1200	12"

*Sold as sets only.

BECAUSE WE CONTINUALLY EXAMINE WAYS TO IMPROVE OUR PRODUCTS, WE RESERVE THE RIGHT TO ALTER SPECIFICATIONS WITHOUT NOTICE.

Grooved Fittings

GROOVED FITTINGS

GROOVED Y



Part Number	Size
GY-300	3"
GY-400	4"
GY-600	6"
GY-800	8"
GY-1000	10"
GY-1200	12"

GROOVED TEE



Part Number	Size
GT-300	3"
GT-400	4"
GT-600	6"
GT-800	8"
GT-1000	10"
GT-1200	12"

GROOVED X MALE NPT



Part Number	Grooved Size	NPT Size
GMN-2020	2"	2"
GMN-3030	3"	3"
GMN-4040	4"	4"
GMN-6060	6"	6"
GMN-8080	8"	8"

GROOVED CONCENTRIC REDUCER



Part Number	Size
GCR-3020	3" x 2"
GCR-4020	4" x 2"
GCR-4030	4" x 3"
GCR-6030	6" x 3"
GCR-6040	6" x 4"
GCR-8060	8" x 6"
GCR-1060	10" x 6"
GCR-1080	10" x 8"

GROOVED FLANGE ADAPTER



Part Number	Size
GFA-300	3"
GFA-400	4"
GFA-600	6"
GFA-800	8"
GFA-1000	10"
GFA-1200	12"

GROOVED END CAP



Part Number	Size
GEC-300	3"
GEC-400	4"
GEC-600	6"

GROOVED BUTTERFLY VALVE LEVER



Part Number	Size
GBVL-300	3"
GBVL-400	4"
GBVL-600	6"
GBVL-800	8"
GBVL-1000	10"
GBVL-1200	12"



Part Number	Bolt (Thread)	Bolt (Length)	Clamp Size
BLT50234	1/2"	2-3/4"	3"
BLT58314	5/8"	3-1/4"	4"
BLT75414	3/4"	4-1/4"	6"
BLT78500	7/8"	5"	8"
BLT100600	1"	6"	10"
BLT100650	1"	6-1/2"	12"

BECAUSE WE CONTINUALLY EXAMINE WAYS TO IMPROVE OUR PRODUCTS, WE RESERVE THE RIGHT TO ALTER SPECIFICATIONS WITHOUT NOTICE.

PRESSURE WASH ACCESSORIES



Part No.	Description
PW-ST1500	Pressure Wash Gun - 5000 PSI (3/8" FNPT inlet)



Part No.	Description
PW-6768	24" Insulated Lance - 1/4" NPT
PW-6769	36" Insulated Lance - 1/4" NPT
PW-6770	48" Insulated Lance - 1/4" NPT
PW-6772	80" Insulated Lance - 1/4" NPT

Female



Male



Part No.	Description
QD-FPWK	Female Metric Union
QD-FPWK-06FP	Female Metric x 3/8" Female NPT
QD-FPWK-06MP	Female Metric x 3/8" Male NPT
QD-MPWK	Male Metric Union
QD-MPWK-06FP	Male Metric x 3/8" Female NPT
QD-MPWK-06MP	Male Metric x 3/8" Male NPT



Part No.	Description
3/8 MFSSB	Brass 3/8" M-NPT x 3/8" F-NPT Swivel 3,000 PSI
3/8 MFSS	SS 3/8" M-NPT x 3/8" F-NPT Swivel 5,000 PSI
1/2 MFSS	SS 1/2" M-NPT x 1/2" F-NPT Swivel 3,000 PSI

BECAUSE WE CONTINUALLY EXAMINE WAYS TO IMPROVE OUR PRODUCTS, WE RESERVE THE RIGHT TO ALTER SPECIFICATIONS WITHOUT NOTICE.

High Pressure Cleaning

PRESSURE WASH HOSE & ACCESSORIES

Red 0° Angle Nozzles for Blasting			
Part No.	Colour	Angle	Orifice
PW-1808	Red	0°	4.5
PW-1811	Red	0°	6.0



Yellow 15° Angle Nozzles for Flushing Hard Surfaces			
Part No.	Colour	Angle	Orifice
PW-1813	Yellow	15°	4.5
PW-1816	Yellow	15°	6.0



Green 25° Angle Nozzles for Flushing and Wet Sweeping			
Part No.	Colour	Angle	Orifice
PW-1818	Green	25°	4.5
PW-1821	Green	25°	6.0



White 40° Angle Nozzles for Washing Soft Surfaces			
Part No.	Colour	Angle	Orifice
PW-1823	White	40°	4.5
PW-1826	White	40°	6.0



Orifice	Flow in gallons per minute (GPM) at various pump pressures							
	Pump Pressure							
	500	1000	1500	2000	2500	3000	4000	5000
3.0	1.0	1.5	1.8	2.1	2.3	2.5	3.0	3.3
3.5	1.2	1.8	2.1	2.5	2.8	3.0	3.5	3.9
4.0	1.4	2.0	2.4	2.8	3.1	3.5	4.0	4.5
4.5	1.5	2.2	2.7	3.1	3.5	3.8	4.5	5.0
5.0	1.8	2.5	3.1	3.5	3.9	4.3	5.0	5.6
5.5	1.9	2.8	3.4	3.9	4.3	4.8	5.5	6.2
6.0	2.1	3.0	3.7	4.2	4.7	5.2	6.0	6.7
6.5	2.3	3.3	4.0	4.6	5.1	5.6	6.5	7.3
7.0	2.5	3.5	4.3	4.9	5.5	6.1	7.0	7.8
7.5	2.7	3.8	4.6	5.3	5.9	6.5	7.5	8.4
8.0	2.8	4.0	4.9	5.7	6.3	6.9	8.0	8.9
8.5	3.0	4.3	5.2	6.0	6.7	7.4	8.5	9.5
9.0	3.2	4.5	5.5	6.4	7.1	7.8	9.0	10.1
10.0	3.5	5.0	6.1	7.1	7.9	8.7	10.0	11.2
12.5	4.4	6.3	7.7	8.8	9.8	10.8	12.5	14.0
15.0	5.3	7.5	9.2	10.6	11.8	12.9	15.0	16.8

Stainless Steel Straight Through Couplings	
Part No.	Description
QSTC44FP-S4	1/4" Coupler x 1/4" Female NPT
QSTC66FP-S4	3/8" Coupler x 3/8" Female NPT
QSTC88FP-S4	1/2" Coupler x 1/2" Female NPT
QSTC44MP-S4	1/4" Coupler x 1/4" Male NPT
QSTC66MP-S4	3/8" Coupler x 3/8" Male NPT
QSTC88MP-S4	1/2" Coupler x 1/2" Male NPT
QSTN44FP-S4	1/4" Nipple x 1/4" Female NPT
QSTN66FP-S4	3/8" Nipple x 3/8" Female NPT
QSTN88FP-S4	1/2" Nipple x 1/2" Female NPT
QSTN44MP-S4	1/4" Nipple x 1/4" Male NPT
QSTN66MP-S4	3/8" Nipple x 3/8" Male NPT
QSTN88MP-S4	1/2" Nipple x 1/2" Male NPT

Coupler



Coupler



Nipple



Nipple



BECAUSE WE CONTINUALLY EXAMINE WAYS TO IMPROVE OUR PRODUCTS, WE RESERVE THE RIGHT TO ALTER SPECIFICATIONS WITHOUT NOTICE.

QWB - WATERBLAST COUPLING

Application: Waterblast
Interchangeability: Dixon EA, Parker WB, Aeroquip FD69, Snap-Tite 56
Temperature Range: -40°C to +70°C (-40°F to +158°F)



Part Number	Size	Thread Size	Max WP	Material	Locking Method
			psi		
QWBC86FP	1/2"	3/8" F - NPT	10,000	Steel	Ball Bearing
QWBC88FP	1/2"	1/2" F - NPT	10,000	Steel	Ball Bearing



Part Number	Size	Thread Size	Max WP	Material
			psi	
QWBN86FP	1/2"	3/8" F - NPT	10,000	Steel
QWBN88FP	1/2"	1/2" F - NPT	10,000	Steel

QWS - WATERBLAST SCREW TO CONNECT

Application: Waterblast
Interchangeability: Dixon 4TDF4-SS, Spirstar, CQD, DNP CRS
Temperature Range: -40°C to +70°C (-40°F to +158°F)



Part Number	Size	Thread Size	Max WP	Material
			psi	
QWSC86FP-S6	1/2"	3/8" F - NPT	15,000	316 Stainless
QWSC88FP-S6	1/2"	1/2" F - NPT	15,000	316 Stainless



Part Number	Size	Thread Size	Max WP	Material
			psi	
QWSN86FP-S6	1/2"	3/8" F - NPT	15,000	316 Stainless
QWSN88FP-S6	1/2"	1/2" F - NPT	15,000	316 Stainless

BECAUSE WE CONTINUALLY EXAMINE WAYS TO IMPROVE OUR PRODUCTS, WE RESERVE THE RIGHT TO ALTER SPECIFICATIONS WITHOUT NOTICE.

COMBINATION NIPPLES



PLATED STEEL NPT THREAD		316 STAINLESS NPT THREAD	BRASS NPT THREAD	POLYPROPYLENE NPT THREAD
Hose Size	Part Number	Part Number	Part Number	Part Number
1/2"	CNT-050	CNT-050-S6	--	CNT-050-PP
3/4"	CNT-075	CNT-075-S6	--	CNT-075-PP
1"	CNT-100	CNT-100-S6	--	CNT-100-PP
1-1/4"	CNT-125	CNT-125-S6	CNT-125-BR	CNT-125-PP
1-1/2"	CNT-150	CNT-150-S6	CNT-150-BR	CNT-150-PP
2"	CNT-200	CNT-200-S6	CNT-200-BR	CNT-200-PP
2-1/2"	CNT-250	CNT-250-S6	CNT-250-BR	CNT-250-PP
3"	CNT-300	CNT-300-S6	CNT-300-BR	CNT-300-PP
4"	CNT-400	CNT-400-S6	CNT-400-BR	CNT-400-PP
5"	CNT-500	CNT-500-S6	--	--
6"	CNT-600	CNT-600-S6	--	--
8"	CNT-800	CNT-800-S6	--	--
10"	CNT-1000	CNT-1000-S6	--	--
12"	CNT-1200	CNT-1200-S6	--	--



PLATED STEEL GROOVED		316 STAINLESS GROOVED	
Hose Size	Part Number	Hose Size	Part Number
1"	CNG-100	1"	CNG-100-S6
1-1/4"	CNG-125	1-1/4"	--
1-1/2"	CNG-150	1-1/2"	CNG-150-S6
2"	CNG-200	2"	CNG-200-S6
2-1/2"	CNG-250	2-1/2"	--
3"	CNG-300	3"	CNG-300-S6
4"	CNG-400	4"	CNG-400-S6
5"	CNG-500	5"	--
6"	CNG-600	6"	CNG-600-S6
8"	CNG-800	8"	CNG-800-S6
10"	CNG-1000	10"	--
12"	CNG-1200	12"	--

CRIMP FERRULE - COMBINATION NIPPLES



Ferrule not included.

PLATED STEEL NPT THREAD		316 STAINLESS NPT THREAD	
Size	Part Number	Size	Part Number
1"	CNT-100-CF	1"	CNT-100-S6-CF
1-1/2"	CNT-150-CF	1-1/2"	CNT-150-S6-CF
2"	CNT-200-CF	2"	CNT-200-S6-CF
3"	CNT-300-CF	3"	CNT-300-S6-CF
4"	CNT-400-CF	4"	CNT-400-S6-CF
6"	CNT-600-CF	6"	CNT-600-S6-CF

BECAUSE WE CONTINUALLY EXAMINE WAYS TO IMPROVE OUR PRODUCTS, WE RESERVE THE RIGHT TO ALTER SPECIFICATIONS WITHOUT NOTICE.

COMBINATION NIPPLES



EXPANDER PLATED STEEL

Hose Size	NPT Size	Part Number
3/4"	1"	CNT-075X100
1"	1-1/4"	CNT-100X125
1-1/4"	1-1/2"	CNT-125X150
1-1/2"	2"	CNT-150X200
2"	2-1/2"	CNT-200X250
2-1/2"	3"	CNT-250X300
3"	4"	CNT-300X400



REDUCER PLATED STEEL

Hose Size	NPT Size	Part Number
1"	3/4"	CNT-100X075
1-1/4"	1"	CNT-075X100
1-1/2"	1-1/4"	CNT-150X125
2"	1-1/2"	CNT-200X150
2-1/2"	2"	CNT-250X200
3"	2-1/2"	CNT-300X250
4"	3"	CNT-400X300



HOSE MENDERS PLATED STEEL

Hose Size	Part Number
1/2"	HM-050
5/8"	HM-067
3/4"	HM-075
1"	HM-100
1-1/4"	HM-125
1-1/2"	HM-150
2"	HM-200
2-1/2"	HM-250
3"	HM-300
4"	HM-400
5"	HM-500
6"	HM-600
8"	HM-800
10"	HM-1000
12"	HM-1200



BEVELED BLACK STEEL

Hose Size	Part Number
2"	CNB-200
3"	CNB-300
4"	CNB-400
6"	CNB-600
8"	CNB-800
10"	CNB-1000
12"	CNB-1200



STEEL 150 lbs FIXED FLANGE

Hose Size	Part Number
4"	CNFF-400
6"	CNFF-600
8"	CNFF-800
10"	CNFF-1000
12"	CNFF-1200



STEEL 150 lbs TURN BACK

Hose Size	Part Number
4"	CNTB-400
6"	CNTB-600
8"	CNTB-800
10"	CNTB-1000
12"	CNTB-1200

BECAUSE WE CONTINUALLY EXAMINE WAYS TO IMPROVE OUR PRODUCTS, WE RESERVE THE RIGHT TO ALTER SPECIFICATIONS WITHOUT NOTICE.

Hose Shanks & Strainers

SHORT SHANK COUPLINGS - NPSH THREAD



ALUMINUM NPSH

Size	Part Number
1-1/2"	CAB-150
2"	CAB-200
2-1/2"	CAB-250
3"	CAB-300
4"	CAB-400
6"	CAB-600

*Sold as sets only.



SHORT SHANK
WASHERS

Size	Part Number
3/4"	SSW-075
1"	SSW-100
1-1/4"	SSW-125
1-1/2"	SSW-150
2"	SSW-200
2-1/2"	SSW-250
3"	SSW-300
4"	SSW-400
6"	SSW-600

SHORT SHANK WRENCH



Size	Part Number
1-1/2"	SW-15
2"	SW-20
2-1/2"	SW-25
3"	SW-30
4"	SW-40

FOOT VALVES



FOOT VALVES

Size	Part Number
1-1/2"	FV-150
2"	FV-200
2-1/2"	FV-250
3"	FV-300
4"	FV-400
6"	FV-600
8"	FV-800



FOOT VALVE GASKETS

Size	Part Number
1-1/2"	FVG-150
2"	FVG-200
2-1/2"	FVG-250
3"	FVG-300
4"	FVG-400
6"	FVG-600
8"	FVG-800

BECAUSE WE CONTINUALLY EXAMINE WAYS TO IMPROVE OUR PRODUCTS, WE RESERVE THE RIGHT TO ALTER SPECIFICATIONS WITHOUT NOTICE.

HOSE STRAINERS



ROUND HOLE STRAINER

Hose Size	Part Number
1-½"	RHS-150
2"	RHS-200
2-½"	RHS-250
3"	RHS-300
4"	RHS-400
6"	RHS-600
8"	RHS-800



ROUND HOLE X FEMALE CAMLOCK

Hose Size	Part Number
1-½"	RHS-150-FC
2"	RHS-200-FC
3"	RHS-300-FC
4"	RHS-400-FC
6"	RHS-600-FC



SQUARE HOLE STRAINER

Hose Size	Part Number
1-½"	SHS-150
2"	SHS-200
2-½"	SHS-250
3"	SHS-300
4"	SHS-400
6"	SHS-600
8"	SHS-800



LONG HOLE STRAINER

Hose Size	Part Number
1-½"	LHS-150
2"	LHS-200
3"	LHS-300



BOTTOM HOLE STRAINER

Hose Size	Part Number
1-½"	BHS-150
2"	BHS-200
3"	BHS-300



TOP HOLE STRAINER

Hose Size	Part Number
1-½"	THS-150
2"	THS-200
3"	THS-300



FISH HOLE STRAINER

The Department of Fisheries recommends when water is being withdrawn from a fish habitat, 1/10" is the maximum screen hole size on a strainer. The maximum fluid velocity must be limited to less than 4.33"/second by providing adequate screen area. For slow species, eel, burbot, etc. flow rates should be reduce by 1/3.

Hose Size	Part Number
3"	FHS-300
4"	FHS-400



POLYETHYLENE HOSE STRAINER

Hose Size	Part Number
1-½"	PHS-150
2"	PHS-200
3"	PHS-300

BECAUSE WE CONTINUALLY EXAMINE WAYS TO IMPROVE OUR PRODUCTS, WE RESERVE THE RIGHT TO ALTER SPECIFICATIONS WITHOUT NOTICE.

Material Transfer

STANDARD PORT - SANDBLAST COUPLINGS



SANDBLAST COUPLER

Hose ID	Hose OD	Hose Type	Aluminum Number	Nylon Number
1/2"	1-1/16	2 PLY	SQ05A-AL	--
1/2"	1-3/16	4 PLY	SQ05-AL	--
3/4"	1-1/2	2-4 PLY	SQ1-AL	SQ1-NY
1"	1-7/8	2-4 PLY	SQ2-AL	SQ2-NY
1-1/4"	2-5/30	4 PLY	SQ3-AL	SQ3-NY
1-1/2"	2-3/9	4 PLY	SQ4-AL	--



NOZZLE HOLDER

Hose ID	Hose OD	Hose Type	Aluminum Number	Nylon Number
1/2"	1-1/16	2 PLY	NH05A-AL	--
1/2"	1-3/16	4 PLY	NH05-AL	--
3/4"	1-1/2	2-4 PLY	NH1-AL	NH1-NY
1"	1-7/8	2-4 PLY	NH2-AL	NH2-NY
1-1/4"	2-5/30	4 PLY	NH3-AL	NH3-NY
1-1/2"	2-3/9	4 PLY	NH4-AL	--



TANK ADAPTER

Size	Industry Number	Aluminum Number
1-1/4" NPT	SB1	SB1-AL
1-1/2" NPT	SB2	SB2-AL
1-1/4" NPS	SB1S	SB1S-AL



WASHER

Size	Part Number
Standard Port	SW

FULL PORT - SANDBLAST COUPLINGS



SANDBLAST COUPLER

Hose ID	Hose OD	Hose Type	Aluminum Number
1"	1-7/8	2-4 PLY	SQ2X-AL
1-1/4"	2-5/30	4 PLY	SQ3X-AL
1-1/2"	2-3/9	4 PLY	SQ4X-AL
2"	2-7/8	4 PLY	SQ6X-AL



NOZZLE HOLDER

Hose ID	Hose OD	Hose Type	Aluminum Number
3/4"	1-1/2	2-4 PLY	NH1-AL
1"	1-7/8	2-4 PLY	NH2-AL
1-1/4"	2-5/30	4 PLY	NH3-AL
1-1/2"	2-3/9	4 PLY	NH4-AL



TANK ADAPTER

Size	Industry Number	Aluminum Number
1-1/2" NPT	SB3X	SB3X-AL
2" NPT	SB4X	SB4X-AL
2" NPS	SB5	SB5-AL



WASHER

Size	Part Number
Full Port	SWX

BECAUSE WE CONTINUALLY EXAMINE WAYS TO IMPROVE OUR PRODUCTS, WE RESERVE THE RIGHT TO ALTER SPECIFICATIONS WITHOUT NOTICE.

FRAC COUPLINGS

Our hose barb union is constructed of high quality forged steel. The integral hose shank is featured on both the male and female shanks. Both time and money is saved by combining the unions with the integral shanks. No more welding hammer unions to combination nipples. The union end connection is interchangeable with all major hammer union manufacturers products.



FIGURE 100 FRAC COUPLING

Part Number	ID
	in
HUT100-400CF-SET	4
HUT100-600CF-SET	6

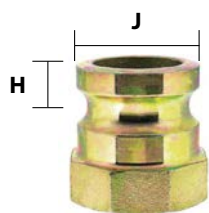


FIGURE 206 FRAC COUPLING


Part Number	ID
	in
HUT206-400CF-SET	4

MORTAR COUPLINGS (MALLEABLE IRON) - 725 PSI

There are two types of mortar couplings. Type 1 has a 22.0 mm H design. Type 2 has a 23.5 mm H design.



Part Number	BSPP Thread	H	J	Body
		mm	mm	mm
MT-A100-35-22.0	1"	22	35	25
MT-A100-41-22.0	1"	22	41	X25
MT-A125-41-22.0	1-1/4"	22	41	X25
MT-A125-49-22.0	1-1/4"	22	49.5	35
MT-A150-49-22.0	1-1/2"	22	49.5	35
MT-A200-63-22.0	2"	22	63	50
MT-A125-49-23.5	1-1/4"	23.5	49.5	35
MT-A150-49-23.5	1-1/2"	23.5	49.5	35
MT-A200-63-23.5	2"	23.5	63	50



Part Number	BSPP Thread	H	J	Body
		mm	mm	mm
MT-D100-35-22.0	1"	22	35.5	25
MT-D100-42-22.0	1"	22	42	X25
MT-D125-51-22.0	1-1/4"	22	51	35
MT-D150-51-22.0	1-1/2"	22	51	35
MT-D100-64-22.0	2"	22	64	50
MT-D125-51-23.5	1-1/4"	23.5	51	35
MT-D150-51-23.5	1-1/2"	23.5	51	35
MT-D200-64-23.5	2"	23.5	64	50

BECAUSE WE CONTINUALLY EXAMINE WAYS TO IMPROVE OUR PRODUCTS, WE RESERVE THE RIGHT TO ALTER SPECIFICATIONS WITHOUT NOTICE.

Petroleum

PH45/50 CRIMP COUPLINGS

All PH45 & PH50 couplings should be grounded to the ground wire of the hose using a staple or pin during assembly. The 3/4" & 1" insert are brass with chrome plating. The ferrules are made of aluminum.



Hose ID	Thread	PH45 Inserts & Ferrules	PH50 Inserts & Ferrules
3/4"	3/4" - Male NPT Solid	GPMC-075/GPF-075	ULMC-075 (Set)
1"	1" - Male NPT Solid	ULMC-100 (Set)	ULMC-100 (Set)
3/4"	3/4" - Male NPT Swivel	GPXC-075/GPF-075	ULXC-075 (Set)
1"	1" - Male NPT Swivel	ULXC-100 (Set)	ULXC-100 (Set)

GAS PUMP FITTINGS

All gas pump couplings should be grounded to the ground wire reinforcement of the hose using a staple or pin during assembly. The 3/4" & 1" inserts and sockets are brass with chrome plating.



Part Number	Hose ID	Hose OD	Thread Size
GPMR-075-113	3/4" - Male NPT Solid	1.13"	3/4"
GPMR-075-125	3/4" - Male NPT Solid	1.25"	3/4"
GPMR-100-150	1" - Male NPT Solid	1.50"	1"
GPXR-075-113	3/4" - Male NPT Swivel	1.13"	3/4"
GPXR-075-125	3/4" - Male NPT Swivel	1.25"	3/4"
GPXR-100-150	1" - Male NPT Swivel	1.50"	1"

BECAUSE WE CONTINUALLY EXAMINE WAYS TO IMPROVE OUR PRODUCTS, WE RESERVE THE RIGHT TO ALTER SPECIFICATIONS WITHOUT NOTICE.

INTERNAL EXPANSION COUPLINGS - SCOVILL STYLE

Internal expansion couplings are manufactured from solid brass forgings. Ferrules are cold-drawn copper alloy. These couplings can only be installed using an internal expansion machine.

BRASS MALE NPT



Hose ID	Thread Size	Standard Part Number	Long Shank Part Number
3/4"	3/4"	SCM-075	--
1"	1"	SCM-100	--
1-1/4"	1-1/4"	SCM-125	--
1-1/2"	1-1/2"	SCM-138	--
1-1/2"	1-1/2"	SCM-150	--
2"	2"	SCM-200	SCM-200A

BRASS FEMALE NPSM



Hose ID	Thread Size	Standard Part Number	Long Shank Part Number
3/4"	3/4"	SCF-075	--
1"	1"	SCF-100	--
1-1/4"	1-1/4"	SCF-125	--
1-1/2"	1-1/2"	SCF-138	--
1-1/2"	1-1/2"	SCF-150	--
2"	2"	SCF-200	SCF-200A

FERRULES



Hose ID	Hose OD	Hose OD	Standard Part Number	Long Part Number
	From:	To:		
3/4"	1-12/64"	1-14/64"	R75AS	--
3/4"	1-15/64"	1-17/64"	R75BS	--
1"	1-30/64"	1-32/64"	R1AS-A	--
1"	1-33/64"	1-35/64"	R1BS-A	--
1"	1-36/64"	1-38/64"	R1CS-A	--
1-1/4"	1-47/64"	1-50/64"	R125BS-A	--
1-1/4"	1-51/64"	1-54/64"	R125CS-A	--
1-3/8"	1-55/64"	1-58/64"	R1375DS	--
1-1/2"	2-7/64"	2-11/64"	R15CS-A	--
1-1/2"	2-12/64"	2-14/64"	R15DS-A	--
2"	2-35/64"	2-38/64"	R2BS	R2BSS-A
2"	2-39/64"	2-42/64"	R2CS	R2CSS-A

• FOR API COMPLIANT FITTINGS PLEASE CONTACT FACTORY.

BECAUSE WE CONTINUALLY EXAMINE WAYS TO IMPROVE OUR PRODUCTS, WE RESERVE THE RIGHT TO ALTER SPECIFICATIONS WITHOUT NOTICE.

FUEL HOSE NOZZLES

Note: Due to changes in the National Fire Prevention Code, we can no longer sell nozzles with hold open clips unless they are pressure activated. This means that nozzles with hold open clips will not work on gravity feed systems. The pressure from the pump opens a check valve allowing the fuel to flow. Pressure activated nozzles require a minimum line pressure of 17 psi to activate flow.



Part Number	Description	Fuel	Thread Size	Cover Colour	UL Approved
MC-N7U	Standard Nozzle	Gas	¾" NPT	Black	Yes
MC-N3	Standard Nozzle	Diesel	1" NPT	Yellow	No
MC-N2	Heavy Duty Nozzle	Diesel	1" NPT	Yellow	Yes
MC-N7DEF	DEF Nozzle	DEF	¾" BSP	Blue	No
MC-NTHPT	DEF Nozzle	DEF	¾" NPT	Blue	No



Part Number	Description	Compatible Nozzle
MC-G015BLACK	Splash Guard - Black	All
MC-G015BLUE	Splash Guard - Blue	All
MC-G015GREEN	Splash Guard - Green	All
MC-G015RED	Splash Guard - Red	All
MC-G015YELLOW	Splash Guard - Yellow	All



Part Number	Description	Compatible Nozzle
MC-G055BLACK	Cover - Black	All
MC-G055BLUE	Cover - Blue	All
MC-G055GREEN	Cover - Green	All
MC-G055RED	Cover - Red	All
MC-G055YELLOW	Cover - Yellow	All

BECAUSE WE CONTINUALLY EXAMINE WAYS TO IMPROVE OUR PRODUCTS, WE RESERVE THE RIGHT TO ALTER SPECIFICATIONS WITHOUT NOTICE.

FUEL HOSE NOZZLES



UTILITY NOZZLE (NOT PRESSURE ACTIVATED)

Part Number	Fuel	Thread Size
RF-400-75	Gas	¾" NPT
RF-400-10	Diesel	1" NPT



BULK DELIVERY NOZZLES (PRESSURE ACTIVATED)

Part Number	Fuel	Thread Size
MC-N6	Diesel	1-½" NPT



HOSE SWIVEL - 50 PSI MAX WP

Part Number	Material	Thread A	Thread B
MC-AWS34	Brass/Aluminum	¾" M-NPT	¾" F-NPT
MC-AWS10	Brass/Aluminum	1" M-NPT	1" F-NPT
MC-AWS1414	Brass/Aluminum	1-¼" M-NPT	1-¼" F-NPT
MC-AWS1514	Brass/Aluminum	1-½" M-NPT	1-¼" F-NPT
FFS-S150	Aluminum/Aluminum	1-½" M-NPT	1-½" F-NPT
MC-AWS22	Brass/Aluminum	2" M-NPT	2" F-NPT
MC-AWSCL15	Brass/Aluminum	1-½" M-NPT	1-½" Male Camlock

* Also available for DEF



FUEL HOSE SWIVELS - UL

Part Number	Material	Thread A	Thread B
MC-AC3434	Aluminum	¾" NPT	¾" NPT
MC-AC1034	Aluminum	1" NPT	¾" NPT



BREAKAWAY VALVES - UL

Part Number	Fuel	Thread
MC-AB34	Gas/Diesel	¾" NPT
MC-AB1	Gas/Diesel	1" NPT

* Rebuild kits available

* Also available for DEF

BECAUSE WE CONTINUALLY EXAMINE WAYS TO IMPROVE OUR PRODUCTS, WE RESERVE THE RIGHT TO ALTER SPECIFICATIONS WITHOUT NOTICE.

PIPE PICTORIAL INDEX

Black Pipe					
M100  FEMALE ELBOW	M101  FEMALE TEE	M102  FEMALE CROSS	M103  WELDABLE FULL COUPLING	M104  GROUND JOINT UNION	M105  FEMALE ELBOW
M107  MALLEABLE COUPLING	M108  FEMALE CAP	M109  MALE PLUG	M110  REDUCING BUSHING	M112  CLOSE NIPPLE	M113  LONG NIPPLE
M114  WELDABLE HALF COUPLING	M116  90° STREET ELBOW	M119  REDUCING COUPLING	M124  45° STREET ELBOW	FLT150 / FLT125  THREADED FLANGE	FLG  FLANGE GASKET
FL-BK  FLANGE KIT	HUT  HAMMER UNION	 FLANGE REDUCER (THIN)	 FLANGE REDUCER (THICK)	 FLANGE 45°	 FLANGE 90°

M - SCH 40

M100-16 1" 90° Degree SCH 40 Elbow

MH - SCH 80

MH100-16 1" 90° Degree SCH 80 Elbow

MX - 3000 lbs

MX100-16 1" 90° Degree 3000 lbs Elbow

G - Galvanized

G100-16 1" 90° Degree Galvanized Elbow

S - Stainless

S100-16 SS 1" 90° Degree SCH 40 Elbow

BECAUSE WE CONTINUALLY EXAMINE WAYS TO IMPROVE OUR PRODUCTS, WE RESERVE THE RIGHT TO ALTER SPECIFICATIONS WITHOUT NOTICE.

PIPE FITTINGS - BLACK IRON SCH 40

M100

FEMALE 90° ELBOW



Part Number	Size
M100-2	1/8"
M100-4	1/4"
M100-6	3/8"
M100-8	1/2"
M100-12	3/4"
M100-16	1"
M100-20	1-1/4"
M100-24	1-1/2"
M100-32	2"
M100-40	2-1/2"
M100-48	3"
M100-64	4"
M100-96	6"

M101

FEMALE TEE



Part Number	Size
M101-2	1/8"
M101-4	1/4"
M101-6	3/8"
M101-8	1/2"
M101-12	3/4"
M101-16	1"
M101-20	1-1/4"
M101-24	1-1/2"
M101-32	2"
M101-40	2-1/2"
M101-48	3"
M101-64	4"
M101-96	6"

M102

FEMALE CROSS



Part Number	Size
M102-4	1/4"
M102-6	3/8"
M102-8	1/2"
M102-12	3/4"
M102-16	1"
M102-20	1-1/4"
M102-24	1-1/2"
M102-32	2"
M102-40	2-1/2"
M102-48	3"
M102-64	4"

M103

WELDABLE FULL COUPLINGS



Part Number	Size
M103-2	1/8"
M103-4	1/4"
M103-6	3/8"
M103-8	1/2"
M103-12	3/4"
M103-16	1"
M103-20	1-1/4"
M103-24	1-1/2"
M103-32	2"
M103-40	2-1/2"
M103-48	3"
M103-64	4"
M103-96	6"

BECAUSE WE CONTINUALLY EXAMINE WAYS TO IMPROVE OUR PRODUCTS, WE RESERVE THE RIGHT TO ALTER SPECIFICATIONS WITHOUT NOTICE.

PIPE FITTINGS - BLACK IRON SCH 40

M104



GROUND JOINT UNION

Part Number	Size
M104-4	1/4"
M104-6	3/8"
M104-8	1/2"
M104-12	3/4"
M104-16	1"
M104-20	1-1/4"
M104-24	1-1/2"
M104-32	2"
M104-48	3"
M104-64	4"

M105



FEMALE 45° ELBOW

Part Number	Size
M105-2	1/8"
M105-4	1/4"
M105-6	3/8"
M105-8	1/2"
M105-12	3/4"
M105-16	1"
M105-20	1-1/4"
M105-24	1-1/2"
M105-32	2"
M105-40	2-1/2"
M105-48	3"
M105-64	4"

M107



MALLEABLE COUPLINGS

Part Number	Size
M107-2	1/8"
M107-4	1/4"
M107-6	3/8"
M107-8	1/2"
M107-12	3/4"
M107-16	1"
M107-20	1-1/4"
M107-24	1-1/2"
M107-32	2"
M107-40	2-1/2"
M107-48	3"
M107-64	4"
M107-96	6"

M108



FEMALE CAPS

Part Number	Size
M108-2	1/8"
M108-4	1/4"
M108-6	3/8"
M108-8	1/2"
M108-12	3/4"
M108-16	1"
M108-20	1-1/4"
M108-24	1-1/2"
M108-32	2"
M108-40	2-1/2"
M108-48	3"
M108-64	4"
M108-96	6"

BECAUSE WE CONTINUALLY EXAMINE WAYS TO IMPROVE OUR PRODUCTS, WE RESERVE THE RIGHT TO ALTER SPECIFICATIONS WITHOUT NOTICE.

PIPE FITTINGS - BLACK IRON SCH 40

M109



MALE PLUGS

Part Number	Size
M109-2	1/8"
M109-4	1/4"
M109-6	3/8"
M109-8	1/2"
M109-12	3/4"
M109-16	1"
M109-20	1-1/4"
M109-24	1-1/2"
M109-32	2"
M109-40	2-1/2"
M109-48	3"
M109-64	4"

M110



REDUCING BUSHING

Part Number	Size	
	Male	Female
M110-4A	1/4"	1/8"
M110-6A	3/8"	1/8"
M110-6B	3/8"	1/4"
M110-8B	1/2"	1/4"
M110-8C	1/2"	3/8"
M110-12B	3/4"	1/4"
M110-12C	3/4"	3/8"
M110-12D	3/4"	1/2"
M110-16B	1"	1/4"
M110-16C	1"	3/8"
M110-16D	1"	1/2"
M110-16E	1"	3/4"
M110-20D	1-1/4"	1/2"
M110-20E	1-1/4"	3/4"
M110-20F	1-1/4"	1"
M110-24G	1-1/2"	1-1/4"
M110-24F	1-1/2"	1"
M110-24G	1-1/2"	1-1/4"
M110-32E	2"	3/4"
M110-32F	2"	1"
M110-32G	2"	1-1/4"
M110-32H	2"	1-1/2"
M110-40F	2-1/2"	1"
M110-40G	2-1/2"	1-1/4"
M110-40H	2-1/2"	1-1/2"
M110-40I	2-1/2"	2"
M110-48I	3"	2"
M110-48J	3"	2-1/2"
M110-64F	4"	1"
M110-64H	4"	1-1/2"
M110-64I	4"	2"
M110-64K	4"	3"
M110-96I	6"	2"
M110-96K	6"	3"
M110-96L	6"	4"
M110-128M	8"	6"

M112



THREADED NIPPLE

Part Number	Pipe Size	Length
M112-2	1/8"	Close
M112-4	1/4"	Close
M112-6	3/8"	Close
M112-8	1/2"	Close
M112-12	3/4"	Close
M112-16	1"	Close
M112-20	1-1/4"	Close
M112-24	1-1/2"	Close
M112-32	2"	Close
M112-40	2-1/2"	Close
M112-48	3"	Close
M112-64	4"	Close
M112-96	6"	Close
M112-128	8"	Close

BECAUSE WE CONTINUALLY EXAMINE WAYS TO IMPROVE OUR PRODUCTS, WE RESERVE THE RIGHT TO ALTER SPECIFICATIONS WITHOUT NOTICE.

PIPE FITTINGS - BLACK IRON SCH 40

M113



THREADED NIPPLE

Part Number	Pipe Size	Length
M113-2X1.5	1/8"	1-1/2"
M113-2X2	1/8"	2"
M113-2X2.5	1/8"	2-1/2"
M113-2X3	1/8"	3"
M113-2X3.5	1/8"	3-1/2"
M113-2X4	1/8"	4"
M113-2X4.5	1/8"	4-1/2"
M113-2X5	1/8"	5"
M113-2X5.5	1/8"	5-1/2"
M113-2X6	1/8"	6"
M113-4X1.5	1/4"	1-1/2"
M113-4X2	1/4"	2"
M113-4X2.5	1/4"	2-1/2"
M113-4X3	1/4"	3"
M113-4X3.5	1/4"	3-1/2"
M113-4X4	1/4"	4"
M113-4X4.5	1/4"	4-1/2"
M113-4X5	1/4"	5"
M113-4X5.5	1/4"	5-1/2"
M113-4X6	1/4"	6"
M113-6X1.5	3/8"	1-1/2"
M113-6X2	3/8"	2"
M113-6X2.5	3/8"	2-1/2"
M113-6X3	3/8"	3"
M113-6X3.5	3/8"	3-1/2"
M113-6X4	3/8"	4"
M113-6X4.5	3/8"	4-1/2"
M113-6X5	3/8"	5"
M113-6X5.5	3/8"	5-1/2"
M113-6X6	3/8"	6"

THREADED NIPPLE

Part Number	Pipe Size	Length
M113-8X1.5	1/2"	1-1/2"
M113-8X2	1/2"	2"
M113-8X2.5	1/2"	2-1/2"
M113-8X3	1/2"	3"
M113-8X3.5	1/2"	3-1/2"
M113-8X4	1/2"	4"
M113-8X4.5	1/2"	4-1/2"
M113-8X5	1/2"	5"
M113-8X5.5	1/2"	5-1/2"
M113-8X6	1/2"	6"
M113-12X1.5	3/4"	1-1/2"
M113-12X2	3/4"	2"
M113-12X2.5	3/4"	2-1/2"
M113-12X3	3/4"	3"
M113-12X3.5	3/4"	3-1/2"
M113-12X4	3/4"	4"
M113-12X4.5	3/4"	4-1/2"
M113-12X5	3/4"	5"
M113-12X5.5	3/4"	5-1/2"
M113-12X6	3/4"	6"
M113-16X2	1"	2"
M113-16X2.5	1"	2-1/2"
M113-16X3	1"	3"
M113-16X3.5	1"	3-1/2"
M113-16X4	1"	4"
M113-16X4.5	1"	4-1/2"
M113-16X5	1"	5"
M113-16X5.5	1"	5-1/2"
M113-16X6	1"	6"

BECAUSE WE CONTINUALLY EXAMINE WAYS TO IMPROVE OUR PRODUCTS, WE RESERVE THE RIGHT TO ALTER SPECIFICATIONS WITHOUT NOTICE.

PIPE FITTINGS - BLACK IRON SCH 40

M113



THREADED NIPPLE

Part Number	Pipe Size	Length
M113-20X2	1-1/4"	2"
M113-20X2.5	1-1/4"	2-1/2"
M113-20X3	1-1/4"	3"
M113-20X3.5	1-1/4"	3-1/2"
M113-20X4	1-1/4"	4"
M113-20X4.5	1-1/4"	4-1/2"
M113-20X5	1-1/4"	5"
M113-20X5.5	1-1/4"	5-1/2"
M113-20X6	1-1/4"	6"
M113-24X2	1-1/2"	2"
M113-24X2.5	1-1/2"	2-1/2"
M113-24X3	1-1/2"	3"
M113-24X3.5	1-1/2"	3-1/2"
M113-24X4	1-1/2"	4"
M113-24X4.5	1-1/2"	4-1/2"
M113-24X5	1-1/2"	5"
M113-24X5.5	1-1/2"	5-1/2"
M113-24X6	1-1/2"	6"
M113-32X2.5	2"	2-1/2"
M113-32X3	2"	3"
M113-32X3.5	2"	3-1/2"
M113-32X4	2"	4"
M113-32X4.5	2"	4-1/2"
M113-32X5	2"	5"
M113-32X5.5	2"	5-1/2"
M113-32X6	2"	6"

THREADED NIPPLE

Part Number	Pipe Size	Length
M113-40X3	2-1/2"	3"
M113-40X3.5	2-1/2"	3-1/2"
M113-40X4	2-1/2"	4"
M113-40X4.5	2-1/2"	4-1/2"
M113-40X5	2-1/2"	5"
M113-40X5.5	2-1/2"	5-1/2"
M113-40X6	2-1/2"	6"
M113-48X3	3"	3"
M113-48X3.5	3"	3-1/2"
M113-48X4	3"	4"
M113-48X4.5	3"	4-1/2"
M113-48X5	3"	5"
M113-48X5.5	3"	5-1/2"
M113-48X6	3"	6"
M113-64X4.0	4"	4"
M113-64X4.5	4"	4-1/2"
M113-64X5	4"	5"
M113-64X5.5	4"	5-1/2"
M113-64X6	4"	6"
M113-96X6	6"	6"
M113-96X8	6"	8"
M113-96X12	6"	12"

M114



WELDABLE HALF COUPLINGS

Part Number	Size
M114-2	1/8"
M114-4	1/4"
M114-6	3/8"
M114-8	1/2"
M114-12	3/4"
M114-16	1"

WELDABLE HALF COUPLINGS

Part Number	Size
M114-20	1-1/4"
M114-24	1-1/2"
M114-32	2"
M114-40	2-1/2"
M114-48	3"
M114-64	4"

BECAUSE WE CONTINUALLY EXAMINE WAYS TO IMPROVE OUR PRODUCTS, WE RESERVE THE RIGHT TO ALTER SPECIFICATIONS WITHOUT NOTICE.

Pipe & Hammer Unions

PIPE FITTINGS - BLACK IRON SCH 40

M116



STREET ELBOW

Part Number	Size
M116-2	1/8"
M116-4	1/4"
M116-6	3/8"
M116-8	1/2"
M116-12	3/4"
M116-16	1"
M116-20	1-1/4"
M116-24	1-1/2"
M116-32	2"
M116-40	2-1/2"
M116-48	3"
M116-64	4"

M119



REDUCING COUPLING

Part Number	Size	
	Female	Female
M119-4A	1/4"	1/8"
M119-6A	3/8"	1/8"
M119-6B	3/8"	1/4"
M119-8A	1/2"	1/8"
M119-8B	1/2"	1/4"
M119-8C	1/2"	3/8"
M119-12B	3/4"	1/4"
M119-12C	3/4"	3/8"
M119-12D	3/4"	1/2"
M119-16B	1"	1/4"
M119-16C	1"	3/8"
M119-16D	1"	1/2"
M119-16E	1"	3/4"
M119-20B	1-1/4"	1/4"
M119-20C	1-1/4"	3/8"
M119-20D	1-1/4"	1/2"
M119-20E	1-1/4"	3/4"
M119-20F	1-1/4"	1"
M119-24D	1-1/2"	1/2"
M119-24E	1-1/2"	3/4"
M119-24F	1-1/2"	1"
M119-24G	1-1/2"	1-1/4"
M119-32E	2"	3/4"
M119-32F	2"	1"
M119-32G	2"	1-1/4"
M119-32H	2"	1-1/2"
M119-40F	2-1/2"	1"
M119-40G	2-1/2"	1-1/4"
M119-40H	2-1/2"	1-1/2"
M119-40I	2-1/2"	2"
M119-48G	3"	1-1/4"
M119-48H	3"	1-1/2"
M119-48I	3"	2"
M119-48J	3"	2-1/2"
M119-64I	4"	2"
M119-64J	4"	2-1/2"
M119-64K	4"	3"

M124



45° STREET ELBOW

Part Number	Size
M124-2	1/8"
M124-4	1/4"
M124-6	3/8"
M124-8	1/2"
M124-12	3/4"
M124-16	1"
M124-20	1-1/4"
M124-24	1-1/2"
M124-32	2"
M124-40	2-1/2"
M124-48	3"

TEFLON TAPE

Description	Part Number
1/2" White Teflon Tape	TFT-008
1/2" Pink Teflon Tape	PTT-008



BECAUSE WE CONTINUALLY EXAMINE WAYS TO IMPROVE OUR PRODUCTS, WE RESERVE THE RIGHT TO ALTER SPECIFICATIONS WITHOUT NOTICE.

PIPE FITTINGS - FLANGE



THREADED 150 lbs STEEL FLANGE (RAISED FACE)

Size	Part Number
1-½"	FLT150-150
2"	FLT150-200
3"	FLT150-300
4"	FLT150-400
6"	FLT150-600
8"	FLT150-800
10"	FLT150-1000
12"	FLT150-1200

For 316 stainless add suffix -S6.



THREADED 300 lbs STEEL FLANGE (RAISED FACE)

Size	Part Number
1-½"	FLT300-150
2"	FLT300-200
3"	FLT300-300
4"	FLT300-400
6"	FLT300-600
8"	FLT300-800
10"	FLT300-1000
12"	FLT300-1200

For 316 stainless add suffix -S6.



FLOATING / LAP JOINT 150 lbs FLANGE

Size	Part Number
2"	FLLJ150-200
3"	FLLJ150-300
4"	FLLJ150-400
6"	FLLJ150-600
8"	FLLJ150-800
10"	FLLJ150-1000
12"	FLLJ150-1200

For 316 stainless add suffix -S6.



FLOATING / LAP JOINT 300 lbs FLANGE

Size	Part Number
2"	FLLJ300-200
3"	FLLJ300-300
4"	FLLJ300-400
6"	FLLJ300-600
8"	FLLJ300-800
10"	FLLJ300-1000
12"	FLLJ300-1200

For 316 stainless add suffix -S6.



THREADED 125 lbs CAST FLANGE (FLAT FACE)

Size	Part Number
1-½"	FLT125-150
2"	FLT125-200
2-½"	FLT125-250
3"	FLT125-300
4"	FLT125-400
5"	FLT125-500
6"	FLT125-600
8"	FLT125-800

BECAUSE WE CONTINUALLY EXAMINE WAYS TO IMPROVE OUR PRODUCTS, WE RESERVE THE RIGHT TO ALTER SPECIFICATIONS WITHOUT NOTICE.

Pipe & Hammer Unions



**Red SBR
Flange Gasket**



**Abestos Free
Fiber Gasket**



**Metal Ring
Flange Gasket**



**150 lbs Flange
Bolt Kit**

Size	Part Number			Part Number
1-1/2"	FLG-150-RS	FLG-150-FG	FLG-150-MG	FL-150-BK
2"	FLG-200-RS	FLG-200-FG	FLG-200-MG	FL-200-BK
3"	FLG-300-RS	FLG-300-FG	FLG-300-MG	FL-300-BK
4"	FLG-400-RS	FLG-400-FG	FLG-400-MG	FL-400-BK
6"	FLG-600-RS	FLG-600-FG	FLG-600-MG	FL-600-BK
8"	FLG-800-RS	FLG-800-FG	FLG-800-MG	FL-800-BK
10"	FLG-1000-RS	FLG-1000-FG	FLG-1000-MG	FL-1000-BK
12"	FLG-1200-RS	FLG-1200-FG	FLG-1200-MG	FL-1200-BK



WELDED FLANGE REDUCERS (THIN)

Part Number	Size & Description
FLWR-4030	4" x 3" Flange Reducer
FLWR-6040	6" x 4" Flange Reducer
FLWR-8060	8" x 6" Flange Reducer
FLWR-1080	10" x 8" Flange Reducer
FLWR-1210	12" x 10" Flange Reducer



CAST 150lbs FLANGE REDUCERS (THICK)

Part Number	Size & Description
FLCR-4030	4" x 3" Flange Reducer
FLCR-6040	6" x 4" Flange Reducer
FLCR-8060	8" x 6" Flange Reducer
FLCR-1080	10" x 8" Flange Reducer
FLCR-1210	12" x 10" Flange Reducer



FLANGE 45°

Part Number	Size & Description
FLEL45-4040	4" Flange 45° Elbow
FLEL45-6060	6" Flange 45° Elbow
FLEL45-8080	8" Flange 45° Elbow
FLEL45-1010	10" Flange 45° Elbow
FLEL45-1212	12" Flange 45° Elbow









FLANGE 90°

Part Number	Size & Description
FLEL90-4040	4" Flange 90° Elbow
FLEL90-6060	6" Flange 90° Elbow
FLEL90-8080	8" Flange 90° Elbow
FLEL90-1010	10" Flange 90° Elbow
FLEL90-1212	12" Flange 90° Elbow

BECAUSE WE CONTINUALLY EXAMINE WAYS TO IMPROVE OUR PRODUCTS, WE RESERVE THE RIGHT TO ALTER SPECIFICATIONS WITHOUT NOTICE.

HAMMER UNIONS

PRESSURE KEY

Series	Assembly Colour Key	PSI
100		1000
200		2000
206		2000
602		9000
1002		15000
1502		22500

Caution: Mismatching components of one series with another (i.e. series 602 with series 1502) can lead to destruction of property, serious bodily injury or death.



Figure 206

Thread Size	Part Number
1"	HUT206-100
2"	HUT206-200
3"	HUT206-300
4"	HUT206-400
6"	HUT206-600



Figure 100

Thread Size	Part Number
2"	HUT100-200
3"	HUT100-300
4"	HUT100-400
6"	HUT100-600
8"	HUT100-800
10"	HUT100-1000




Figure 602

Thread Size	Part Number
1"	HUT602-100
1-1/2"	HUT602-150
2"	HUT602-200
3"	HUT602-300
4"	HUT602-400




Figure 1002

Thread Size	Part Number
2"	HUT1002-200
3"	HUT1002-300
4"	HUT1002-400



Figure 200

Thread Size	Part Number
1"	HUT200-100
1-1/4"	HUT200-125
1-1/2"	HUT200-150
2"	HUT200-200
2-1/2"	HUT200-250
3"	HUT200-300
4"	HUT200-400
6"	HUT200-600
8"	HUT200-800
10"	HUT200-1000



Figure 1502

Thread Size	Part Number
1"	HUT502-100
2"	HUT502-200
3"	HUT502-300

BECAUSE WE CONTINUALLY EXAMINE WAYS TO IMPROVE OUR PRODUCTS, WE RESERVE THE RIGHT TO ALTER SPECIFICATIONS WITHOUT NOTICE.

Quick Disconnects Pneumatic

INDUSTRIAL INTERCHANGE - TYPE D



Connect	Disconnect	Body Size	Female NPT	WP	Coupler Part Number	Plug Part Number
				psi		
Manual	Manual	1/4"	1/8"	300	--	QDN42FP
Manual	Manual	1/4"	1/4"	300	QDC44FP	QDN44FP
Manual	Manual	1/4"	3/8"	300	QDC46FP	QDN46FP
Manual	Manual	3/8"	1/4"	300	QDC64FP	QDN64FP
Manual	Manual	3/8"	3/8"	300	QDC66FP	QDN66FP
Manual	Manual	3/8"	1/2"	300	QDC68FP	QDN68FP
Manual	Manual	1/2"	3/8"	300	QDC86FP	QDN86FP
Manual	Manual	1/2"	1/2"	300	QDC88FP	QDN88FP
Manual	Manual	1/2"	3/4"	300	QDC812FP	QDN812FP
Automatic	Manual	1/4"	1/4"	300	QDC44FP-A	QDN44FP
Automatic	Button	1/4"	1/4"	300	QSBC44FP	QDN44FP



Connect	Disconnect	Body Size	Male NPT	WP	Coupler Part Number	Plug Part Number
				psi		
Manual	Manual	1/4"	1/8"	300	QDC42MP	QDN42MP
Manual	Manual	1/4"	1/4"	300	QDC44MP	QDN44MP
Manual	Manual	1/4"	3/8"	300	QDC46MP	QDN46MP
Manual	Manual	3/8"	1/4"	300	QDC64MP	QDN64MP
Manual	Manual	3/8"	3/8"	300	QDC66MP	QDN66MP
Manual	Manual	3/8"	1/2"	300	QDC68MP	QDN68MP
Manual	Manual	1/2"	3/8"	300	QDC86MP	QDN86MP
Manual	Manual	1/2"	1/2"	300	QDC88MP	QDN88MP
Manual	Manual	1/2"	3/4"	300	QDC812MP	QDN812MP



Connect	Disconnect	Body Size	Barb	WP	Coupler Part Number	Plug Part Number
				(PSI)		
Manual	Manual	1/4"	1/4"	300	QDC44HB	QDN44HB
Manual	Manual	1/4"	3/8"	300	QDC46HB	QDN46HB
Manual	Manual	3/8"	1/4"	300	QDC64HB	QDN64HB
Manual	Manual	3/8"	3/8"	300	QDC66HB	QDN66HB
Manual	Manual	3/8"	1/2"	300	QDC68HB	QDN68HB
Manual	Manual	1/2"	3/8"	300	QDC86HB	QDN86HB
Manual	Manual	1/2"	1/2"	300	QDC88HB	QDN88HB
Manual	Manual	1/2"	3/4"	300	QDC812HB	QDN812HB

BECAUSE WE CONTINUALLY EXAMINE WAYS TO IMPROVE OUR PRODUCTS, WE RESERVE THE RIGHT TO ALTER SPECIFICATIONS WITHOUT NOTICE.

ARO INTERCHANGE - TYPE AR

These couplers interchange with ARO 210 / 310 couplings.



Connect	Disconnect	Body Size	Female NPT	WP	Coupler Part Number	Plug Part Number
				psi		
Manual	Manual	1/4"	1/4"	300	QARC44FP	QARN44FP
Manual	Manual	1/4"	3/8"	300	QARC46FP	QARN46FP
Manual	Manual	3/8"	3/8"	300	QARC66FP	QARN66FP



Connect	Disconnect	Body Size	Male NPT	WP	Coupler Part Number	Plug Part Number
				psi		
Manual	Manual	1/4"	1/4"	300	QARC44MP	QARN44MP
Manual	Manual	1/4"	3/8"	300	QARC46MP	QARN46MP
Manual	Manual	3/8"	3/8"	300	QARC66MP	QARN66MP



Connect	Disconnect	Body Size	Hose Barb	WP	Coupler Part Number	Plug Part Number
				psi		
Manual	Manual	1/4"	1/4"	300	QARC44HB	QARN44HB
Manual	Manual	1/4"	3/8"	300	QARC46HB	QARN46HB

BECAUSE WE CONTINUALLY EXAMINE WAYS TO IMPROVE OUR PRODUCTS, WE RESERVE THE RIGHT TO ALTER SPECIFICATIONS WITHOUT NOTICE.

Quick Disconnects Pneumatic

AUTOMOTIVE INTERCHANGE - TYPE T

These couplers are fully interchangeable with Parker Truflate series 10.



Connect	Disconnect	Body Size	Female NPT	WP	Coupler Part Number	Plug Part Number
				psi		
Manual	Manual	1/4"	1/4"	300	QTC44FP	QTN44FP
Manual	Manual	1/4"	3/8"	300	QTC46FP	QTN46FP
Manual	Manual	3/8"	1/4"	300	QTC64FP	QTN64FP
Manual	Manual	3/8"	3/8"	300	QTC66FP	QTN66FP
Manual	Manual	3/8"	1/2"	300	QTC68FP	QTN68FP
Manual	Manual	1/2"	3/8"	300	QDC86FP	QDN86FP
Manual	Manual	1/2"	1/2"	300	QDC88FP	QDN88FP
Manual	Manual	1/2"	3/4"	300	--	QDN812FP



Connect	Disconnect	Body Size	Male NPT	WP	Coupler Part Number	Plug Part Number
				psi		
Manual	Manual	1/4"	1/4"	300	QTC44MP	QTN44MP
Manual	Manual	1/4"	3/8"	300	QTC46MP	QTN46MP
Manual	Manual	3/8"	1/4"	300	QTC64MP	QTN64MP
Manual	Manual	3/8"	3/8"	300	QTC66MP	QTN66MP
Manual	Manual	3/8"	1/2"	300	QTC68MP	QTN68MP
Manual	Manual	1/2"	3/8"	300	QDC86MP	QDN86MP
Manual	Manual	1/2"	1/2"	300	QDC88MP	QDN88MP
Manual	Manual	1/2"	3/4"	300	QDC812MP	QDN812MP



Connect	Disconnect	Body Size	Barb	WP	Coupler Part Number	Plug Part Number
				psi		
Manual	Manual	1/4"	1/4"	300	QTC44HB	QTN44HB
Manual	Manual	1/4"	3/8"	300	QTC46HB	QTN46HB
Manual	Manual	3/8"	3/8"	300	QTC66HB	QTN66HB
Manual	Manual	3/8"	1/2"	300	QTC68HB	QTN68HB
Manual	Manual	1/2"	3/8"	300	QDC86HB	QDN86HB
Manual	Manual	1/2"	1/2"	300	QDC88HB	QDN88HB
Manual	Manual	1/2"	3/4"	300	QDC812HB	QDN812HB

BECAUSE WE CONTINUALLY EXAMINE WAYS TO IMPROVE OUR PRODUCTS, WE RESERVE THE RIGHT TO ALTER SPECIFICATIONS WITHOUT NOTICE.

LONG LINCOLN INTERCHANGE - TYPE L



Connect	Disconnect	Body Size	Female NPT	WP (PSI)	Coupler Part Number	Plug Part Number
Manual	Manual	1/4"	1/4"	300	QLC44FP	QLN44FP



Connect	Disconnect	Body Size	Female NPT	WP (PSI)	Coupler Part Number	Plug Part Number
Manual	Manual	1/4"	1/4"	300	QLC44MP	QLN44MP

UNIVERSAL - TYPE U



Connect	Disconnect	Body Size	Female NPT	WP	Coupler Part Number	Industrial	ARO	AUTO
				psi				
Automatic	Manual	1/4"	1/4"	250	QUC44FP	√	√	√

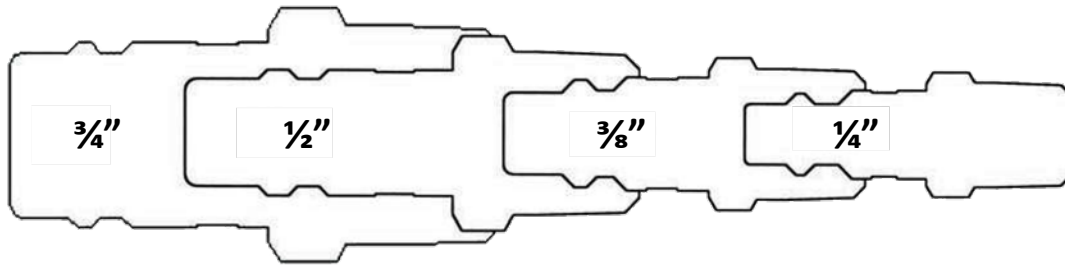


Connect	Disconnect	Body Size	Female NPT	WP	Coupler Part Number	Industrial	ARO	AUTO
				psi				
Automatic	Manual	1/4"	1/4"	250	QUC44MP	√	√	√

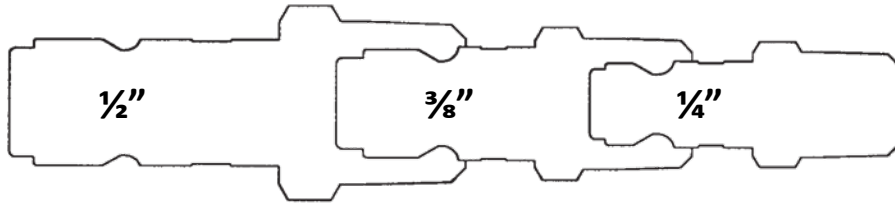
BECAUSE WE CONTINUALLY EXAMINE WAYS TO IMPROVE OUR PRODUCTS, WE RESERVE THE RIGHT TO ALTER SPECIFICATIONS WITHOUT NOTICE.

Quick Disconnects Pneumatic

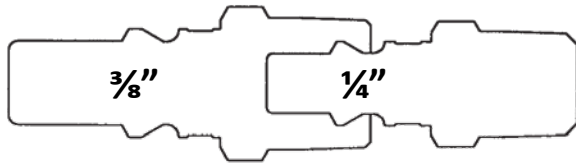
PNEUMATIC PROFILES



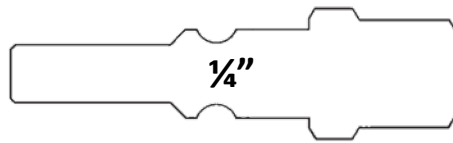
**D Series
(Industrial)**



**T Series
(Automotive)**

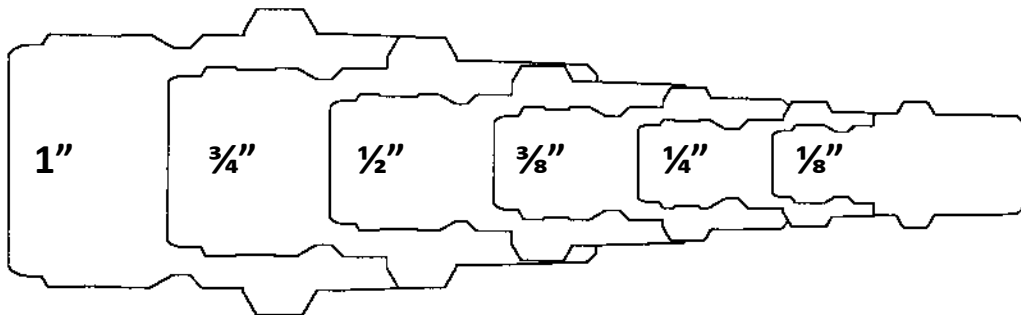


**AR Series
(Aro)**



**L Series
(Lincoln)**

PRESSURE WASH



ST Series

BECAUSE WE CONTINUALLY EXAMINE WAYS TO IMPROVE OUR PRODUCTS, WE RESERVE THE RIGHT TO ALTER SPECIFICATIONS WITHOUT NOTICE.

PNEUMATIC QUICK DISCONNECT - INTERCHANGE GUIDE

Forsaflex	Dixon	Parker	Eaton	Aro	Foster	Cejn	Amflo	Milton
INDUSTRIAL INTERCHANGE COUPLERS								
QDC44FP	2FF2-B	B23	1000	23102-200	3003	10-310-1402	DC20	755/715
QDC46FP	2FF3-B	B23E	1200	23102-003	3203	10-310-1404	DC2023	7718
QDC64FP	3FF2	25C	400	23103-002	4004		DC2622	1833
QDC66FP	3FF3	25	420	23103-300	4204	10-430-1404	DC26	1835
QDC68FP	3FF4	25F	440	23103-004	4404	10-430-1405	DC2624	
QDC44MP	2FM2-B	B22	1100	23102-212	3103	10-310-1452	DC21	756/716
QDC46MP	2FM3-B	B22E	1300	23102-213	3303	10-310-1454	DC2103	719
QDC64MP	3FM2	24C	410	23103-012	4104		DC2502	
QDC66MP	3FM3	24	430	23103-313	4304	10-430-1454	DC25	1836
QDC68MP	3FM4	24F	450	23103-014	4504	10-430-1455	DC2504	
QDC44HB	2FS2-B	B20-3B	1600	23102-022	3603	10-310-1002	DC2042	717
QDC46HB	2FS3-B	B20-5B	1700	23102-024	3703	10-310-1003	DC2044	717-6
QDC64HB	3FS2	24-3B	4004	23103-324	4604		DC2642	
QDC66HB	3FS3	24-5B	4006	23103-025	4804	10-430-1004	DC2644	
QDC68HB	3FS4	24-6B	4008	23103-025	4904			
INDUSTRIAL INTERCHANGE NIPPLES								
QDN42FP	D2F1	H1C	13	23902-100	13-3	10-310-5401	DCP2021	729
QDN44FP	D2F2	H3C	11	23902-200	11-3	10-310-5402	DCP20	728
QDN46FP	D2F3	H3C-E	15	23902-003	15-3	10-310-5404	DCP2023	732
QDN64FP	D3F2	H1E	41	23903-200	41-4	10-430-5402	DCP2622	1840
QDN66FP	D3F3	H3E	43	23903-300	43-4	10-430-5404	DCP26	1838
QDN68FP	D3F4	H3E-F	45	23903-004	45-4	10-430-5405	DCP2624	
QDN86FP	D4F3	H1F	53	23904-003	53-5	10-550-5404	DCP1823	1860
QDN88FP	D4F4	H3F	55	23904-400	55-5			1858
QDN812FP	D4F6	H3F-G	57	23904-005	57-5	10-550-5407	DCP1826	
QDN42MP	D2M1	H0C	12	23902-110	12-3	10-310-5451	DCP2101	726
QDN44MP	D2M2	H2C	10	23902-210	10-3	10-310-5452	DCP21	727
QDN46MP	D2M3	H2C-E	14	23902-310	14-8	10-310-5454	DCP2103	733
QDN64MP	D3M2	H0E	40	23903-210	40-4	10-430-5452	DCP2502	1839
QDN66MP	D3M3	H2E	42	23903-310	42-4	10-430-5154	DCP25	1837
QDN68MP	D3M4	H2E-F	44	23903-410	44-4	10-430-5455	DCP2504	
QDN86MP	D4M3	H0F	52	23904-310	52-5	10-550-5454	DCP903	1859
QDN88MP	D4M4	H2F	54	23904-410	54-5	10-550-5455	DCP9	1857
QDN812MP	D4M6	H2F-G	56	23904-510	56-5	10-550-5457	DCP906	
QDN44HB	D2S2	H8C	16	23902-220	16-3	10-310-5002	DCP2142	736

BECAUSE WE CONTINUALLY EXAMINE WAYS TO IMPROVE OUR PRODUCTS, WE RESERVE THE RIGHT TO ALTER SPECIFICATIONS WITHOUT NOTICE.

31 Quick Disconnects Pneumatic

Forsaflex	Dixon	Parker	Eaton	Aro	Foster	Cejn	Amflo	Milton
INDUSTRIAL INTERCHANGE NIPPLES								
QDN45HB	D2S2.5	H8C-D						
QDN46HB	D2S3	H9C	17	23902-420	17-3	10-310-5004	DCP2144	736-6
QDN64HB	D3S2	H4E	404		46-4			
QDN66HB	D3S3	H5E	406	23903-420	48-4	10-430-5002	DCP2544	
QDN68HB	D3S4	H6E	408	23903-520	49-4	10-430-5003	DCP2545	
QDN86HB	D4S3	H4-F	59	23904-420	59-5	10-550-5004	DCP1744	
QDN88HB	D4S4	H5-F	60	23904-520	60-5	10-550-5005	DCP1745	
QDN812HB	D4S6	H5F-G	61	23904-620	61-5	10-550-5007	DCP1746	
LINCOLN INTERCHANGE COUPLERS								
QLC44MP	2LM2-B	B72		LNCM20	LN3103		DC27	
QLC44FP	2LF2-B	B73		LNCF22	LN3003		DC28	790
LINCOLN INTERCHANGE NIPPLES								
QLN44FP	L2F2			LNPF22				
QLN44MP	L2M2	L2C		LNPM20	LN11		DCP27	791
UNIVERSAL INTERCHANGE COUPLERS								
QUC44FP	2UF2-B	RF-251-4FP					UDC20	
QUC66FP	3UF3-B							
QUC46FP	2UF3-B	RF-251-6FP					UDC2023	
QUC46MP	2UM3-B	RF-251-6MP					UDC2103	
QUC44MP	2UM2-B	RF-251-4MP					UDC21	

BECAUSE WE CONTINUALLY EXAMINE WAYS TO IMPROVE OUR PRODUCTS, WE RESERVE THE RIGHT TO ALTER SPECIFICATIONS WITHOUT NOTICE.

PNEUMATIC QUICK DISCONNECT - INTERCHANGE GUIDE

Forsaflex	Dixon	Parker	Eaton	Aro	Foster	Cejn	Amflo	Milton
ARO INTERCHANGE COUPLERS								
QARC44FP	2MF2-B							
QARC66FP	3MF3-PL			310	310-4204		DC36	
QARC46FP	2MF3-B	B53E		210-203	210-3203		DC3823	
QARC44MP	2MM2-B	B52	20AS-25M	210-212	210-3103		DC37	
QARC46MP	2MM3-B	B52E			210-3303		DC3703	
QARC66MP	3MM3-PL			310-313	310-4304		DC35	
QARC44HB	2MS2-B	B50-3B		210-022	210-3603		DC3842	
QARC46HB	2MS3-B	B50-5B		210-215	210-3703		DC3844	
ARO INTERCHANGE NIPPLES								
QARN44FP	M2F2	A3C	1G2	2609	210-11	10-300-5402	DCP38	778
QARN66FP	M3F3			3806	310-43		DCP36	
QARN44MP	M2M2	A2C	1G3	2608	210-10	10-300-5452	DCP37	777
QARN66MP	M3M3			3804	310-42		DCP35	
QARN44HB	M2S2	A8C		3946	210-16	10-300-5002	DCP3742	777-4
QARN46HB	M2S3			22238	210-17		DCP3744	
QARN66HB	M3S3			3807				
AUTOMOTIVE INTERCHANGE COUPLERS								
QTC44FP	2JF2-B	B13	23AS-25F	TFCF22	TF11		DC2	785/787
QTC46FP	2JF3-B	B13E	23AS-37F	TFCF23	TF15		DC223	788
QTC66FP	3JF3	15		TFCF33	TF4204		DC6	1805
QTC68FP	3JF4	15F			TF4404		DC624	
QTC44MP	2JM2-B	B12	23AS-25M	TFCM22	TF3103		DC1	786
QTC46MP	2JM3-B	B12E	23AS-37M	TFCM23	TF3303		DC103	789
QTC64MP	3JM2	14C		TFCM32	TF4104		DC7	
QTC66MP	3JM3	14		TFCM33	TF4304		DC5	1806
QTC68MP	3JM4	14F			TF4504		DC504	
QTC44HB	2JS2-B	B10-3B	23AS-25H	TFCH22	TF3603		DC242	786-4
QTC46HB	2JS3-B	B10-5B	23AS-37H	TFCH23	TF3703		DC244	786-6
QTC66HB	3JS3	14-5B		TFCH33	TF4804		DC644	1806-6

BECAUSE WE CONTINUALLY EXAMINE WAYS TO IMPROVE OUR PRODUCTS, WE RESERVE THE RIGHT TO ALTER SPECIFICATIONS WITHOUT NOTICE.

Quick Disconnects Pneumatic

PNEUMATIC QUICK DISCONNECT - INTERCHANGE GUIDE

Forsaflex	Dixon	Parker	Eaton	Aro	Foster	Cejn	Amflo	Milton
AUTOMOTIVE INTERCHANGE NIPPLES								
QTN44FP	J2F2	3C	21AP-25F	TFPF22	TF3003		DCP2	784
QTN46FP	J2F3	3C-E	21AP-37F	TFPF23	TF3203		DCP223	
QTN64FP	J3F2	1E		TFPF32	TF41		DCP8	1810
QTN66FP	J3F3	3E		TFPF33	TF43		DCP6	1808
QTN86FP	J4F3	1F	53	TFPF43	53-5		DCP1023	1820
QTN88FP	J4F4	3F	55	TFPF44	55-5		DCP10	1818
QTN44MP	J2M2	2C	21AP-25M	TFCM22	TF10		DCP1	783
QTN46MP	J2M3	2C-E	21AP-37M	TFCM23	TF14		DCP103	
QTN64MP	J3M2	0E		TFCM32	TF40		DCP7	1809
QTN66MP	J3M3	2E		TFCM33	TF42		DCP5	1807
QTN86MP	J4M3	10F	52	TFCM43	52-5		DCP903	1819
QTN88MP	J4M4	2F	54	TFCM44	54-5		DCP9	1817
QTN44HB	J2S2	8C	21AP-25H	TFCM22	TF16		DCP142	783-4
QTN46HB	J2S3	9C	21AP-37H	TFCM23	TF17		DCP144	783-6

BECAUSE WE CONTINUALLY EXAMINE WAYS TO IMPROVE OUR PRODUCTS, WE RESERVE THE RIGHT TO ALTER SPECIFICATIONS WITHOUT NOTICE.

BALL VALVES

CSA BRASS - FULL PORT



Size	Part Number	WP
		psi
1/4"	BV-025BRN	600
3/8"	BV-038BRN	600
1/2"	BV-050BRN	600
3/4"	BV-075BRN	600
1"	BV-100BRN	600
1-1/4"	BV-125BRN	600
1-1/2"	BV-150BRN	600
2"	BV-200BRN	600
2-1/2"	BV-250BRN	400
3"	BV-300BRN	400
4"	BV-400BRN	400

316 STAINLESS STEEL - FULL PORT



Size	Part Number	WP
		psi
1/4"	BV-025SSN	2000
3/8"	BV-038SSN	2000
1/2"	BV-050SSN	2000
3/4"	BV-075SSN	2000
1"	BV-100SSN	2000
1-1/4"	BV-125SSN	2000
1-1/2"	BV-150SSN	2000
2"	BV-200SSN	2000
3"	BV-300SSN	2000

CSA BRASS - LOCKING HANDLE (LOCKS IN THE CLOSED POSITION ONLY)



Size	Part Number	WP
		psi
1/4"	BV-025BRN-LH	600
3/8"	BV-038BRN-LH	600
1/2"	BV-050BRN-LH	600
3/4"	BV-075BRN-LH	600
1"	BV-100BRN-LH	600
1-1/4"	BV-125BRN-LH	600
1-1/2"	BV-150BRN-LH	600
2"	BV-200BRN-LH	600
3"	BV-300BRN-LH	400
4"	BV-400BRN-LH	400

CARBON STEEL - REDUCED PORT



Size	Part Number	WP
		psi
1/4"	BV-025CS	2000
3/8"	BV-038CS	2000
1/2"	BV-050CS	2000
3/4"	BV-075CS	2000
1"	BV-100CS	2000
1-1/4"	BV-125CS	2000
1-1/2"	BV-150CS	2000
2"	BV-200CS	2000

DUAL Y VALVE (VENTED)



Size		Part Number	WP
Inlet	Outlet x2		psi
1"	3/4"	DTBV-16-12	125
1 1/4"	3/4"	DTBV-20-12	125

BECAUSE WE CONTINUALLY EXAMINE WAYS TO IMPROVE OUR PRODUCTS, WE RESERVE THE RIGHT TO ALTER SPECIFICATIONS WITHOUT NOTICE.

HIGH PRESSURE BALL VALVES



HIGH PRESSURE BALL VALVES (NPT THREAD)

Size	Part Number	WP
		psi
1/4"	BV-025HPN	7250
3/8"	BV-038HPN	7250
1/2"	BV-050HPN	7250
3/4"	BV-075HPN	5800
1"	BV-100HPN	5075
1-1/4"	BV-125HPN	5075
1-1/2"	BV-150HPN	5075
2"	BV-200HPN	5075



HIGH PRESSURE BALL VALVE (HPSAE THREAD)

Size	Part Number	WP
		psi
1/4"	BV-025HPSAE	7250
3/8"	BV-038HPSAE	7250
1/2"	BV-050HPSAE	7250
3/4"	BV-075HPSAE	5800
1"	BV-100HPSAE	5075
1-1/4"	BV-125HPSAE	5075
1-1/2"	BV-150HPSAE	5075
2"	BV-200HPSAE	5075



3-WAY HIGH PRESSURE BALL VALVE (NPT THREAD) L PORT

Size	Part Number	WP
		psi
1/4"	BV-025HPN-3W	7250
3/8"	BV-038HPN-3W	7250
1/2"	BV-050HPN-3W	7250
3/4"	BV-075HPN-3W	5800
1"	BV-100HPN-3W	5075
1-1/4"	BV-125HPN-3W	5075
1-1/2"	BV-150HPN-3W	5075
2"	BV-200HPN-3W	5075



3-WAY HIGH PRESSURE BALL VALVE (SAE THREAD) L PORT

Size	Part Number	WP
		psi
1/4"	BV-025HPNSAE-3W	7250
3/8"	BV-038HPNSAE-3W	7250
1/2"	BV-050HPNSAE-3W	7250
3/4"	BV-075HPNSAE-3W	5800
1"	BV-100HPNSAE-3W	5075
1-1/4"	BV-125HPNSAE-3W	5075
1-1/2"	BV-150HPNSAE-3W	5075
2"	BV-200HPNSAE-3W	5075

BECAUSE WE CONTINUALLY EXAMINE WAYS TO IMPROVE OUR PRODUCTS, WE RESERVE THE RIGHT TO ALTER SPECIFICATIONS WITHOUT NOTICE.

LEVER GATE VALVES

Handle Included



LEVER GATE VALVE

Part Number	Size
	in
LGV-200BR	2
LGV-300BR	3
LGV-400BR	4
LGV-600BR	6

LEVER GATE VALVE HANDLE

Part Number	Size
	in
LGV-200H	2
LGV-300H	3
LGV-400H	4
LGV-600H	6

REPLACEMENT GATES

Part Number	Size
	in
N/A	2
N/A	3
LGV-400P	4
LGV-600P	6

STEM GATE VALVES

Handle Not Included



STEM GATE VALVE DOUBLE HEX

Part Number	Size
	in
SGV-400BR	4
SGV-600BR	6
SGV-800BR	8

STEM GATE VALVE HANDLE

Part Number	Size
	in
SGV-400H	4
SGV-600H	6
SGV-800H	8

REPLACEMENT GATES

Part Number	Size
	in
SGV-400P	4
SGV-600P	6
N/A	8

LINEAR AIR ACTUATORS

Part Number	Size
	in
SGV-400A	4
SGV-600A	6
N/A	8



STEM GATE VALVE SINGLE HEX

Part Number	Size
	in
SGV-400-BR-1	4
SGV-600-BR-1	6
SGV-800-BR-1	8

STEM GATE VALVE HANDLE

Part Number	Size
	in
SGV-400H	4
SGV-600H	6
SGV-800H	8

REPLACEMENT GATES SINGLE HEX

Part Number	Size
	in
SGV-400P-1	4
SGV-600P-1	6
N/A	8

LINEAR AIR ACTUATORS

Part Number	Size
	in
SGV-400A	4
SGV-600A	6
N/A	8

BRASS VALVES

CHECK VALVE



Part Number	Size
	in
CVA-050BR	1/2
CVA-075BR	3/4
CVA-100BR	1
CVA-125BR	1-1/4
CVA-150BR	1-1/2
CVA-200BR	2
CVA-250BR	2-1/2
CVA-300BR	3

GATE VALVE



Part Number	Size
	in
GVA-025BR	1/4
GVA-038BR	3/8
GVA-050BR	1/2
GVA-075BR	3/4
GVA-100BR	1
GVA-125BR	1-1/4
GVA-150BR	1-1/2
GVA-200BR	2
GVA-250BR	2-1/2
GVA-300BR	3
GVA-400BR	4

BECAUSE WE CONTINUALLY EXAMINE WAYS TO IMPROVE OUR PRODUCTS, WE RESERVE THE RIGHT TO ALTER SPECIFICATIONS WITHOUT NOTICE.

FLANGED VALVES



FLANGED GATE VALVE

Size	Part Number
4"	FLGV-400
6"	FLGV-600
8"	FLGV-800
10"	FLGV-1000
12"	FLGV-1200



FLANGED KNIFE GATE VALVE

Size	Part Number
4"	FLKGV-400
6"	FLKGV-600
8"	FLKGV-800
10"	FLKGV-1000
12"	FLKGV-1200



FLANGED CHECK VALVE

Size	Part Number
4"	FLCV-400-CS
6"	FLCV-600-CS
8"	FLCV-800-CS
10"	FLCV-1000-CS
12"	FLCV-1200-CS



**BUTTERFLY VALVE
WAFFER STYLE**

Size	Part Number
3"	FLBFW-300
4"	FLBFW-400
6"	FLBFW-600
8"	FLBFW-800
10"	FLBFW-1000
12"	FLBFW-1200
16"	FLBFW-1600

*Standard ductile iron disc and buna seat.
Other materials available on request.

FLOW METER



**150 lbs FLANGED MODBUS
MAGNETIC FLOW METER**

Size	Part Number
3"	FMB-300FF
4"	FMB-400FF
6"	FMB-600FF
8"	FMB-800FF
10"	FMB-1000FF
12"	FMB-1200FF



BUTTERFLY VALVE LUG STYLE

Size	Part Number
4"	FLBFL-400
6"	FLBFL-600
8"	FLBFL-800

*Standard ductile iron disc and buna seat.
Other materials available on request.

BECAUSE WE CONTINUALLY EXAMINE WAYS TO IMPROVE OUR PRODUCTS, WE RESERVE THE RIGHT TO ALTER SPECIFICATIONS WITHOUT NOTICE.

CHEMICAL RESISTANCE GUIDE @ 20°C/70°F																							
RATING DEFINITIONS A = CONTINUOUS SERVICE B = INTERMITTENT USE I = INSUFFICIENT DATA X = DO NOT USE																							
CHEMICAL RESISTANCE GUIDE	HOSE MATERIAL												COUPLING MATERIAL					GASKET MATERIAL					
	NITRILE	EPDM	SBR	VITON	NATURAL	HYPALON	BUTYL	PVC	TPU	TPR	UHMWPE	XLPE	TEFLON	304SS	316SS	ALUMINUM	BRASS	NYLON	POLYPROPYLENE	TEFLON	VITON	BUNA	EPDM
Acetaldehyde	X	A	X	X	X	X	B	X	X	X	B	A	A	A	A	B	X	A	A	A	X	X	A
Acetic Acid, Conc.	X	A	I	X	B	X	A	B	X	I	A	A	A	I	A	B	X	I	I	A	X	X	A
Acetic Acid, Dilute 10	X	A	I	X	A	X	A	A	B	I	B	A	A	I	A	I	X	I	I	A	X	X	A
Acetic Acid, Glacial	X	A	X	X	X	X	B	B	X	X	A	A	A	A	A	B	X	X	A	A	X	X	A
Acetic Aldehyde	X	A	I	X	X	X	B	X	I	X	A	A	A	I	A	B	X	I	I	A	X	X	A
Acetic Anhydride	X	A	X	X	X	B	A	X	X	X	B	A	A	A	A	B	X	X	A	A	X	X	A
Acetic Ester	X	A	I	X	X	X	B	X	X	B	B	A	A	I	A	A	A	I	I	A	X	X	A
Acetic Ether	X	A	I	X	X	X	B	X	X	I	B	A	A	I	A	A	A	I	I	A	X	X	A
Acetic Oxide	X	A	I	X	X	B	A	I	I	I	B	A	A	I	A	B	X	I	I	A	X	X	A
Acetone	X	A	A	X	B	X	A	X	X	B	A	A	A	A	A	A	I	A	A	A	X	X	A
Acetone Cyanohydrin	X	A	I	X	X	X	A	X	X	I	B	A	A	I	I	I	I	I	I	A	X	X	A
Acetyl Acetone	X	I	X	X	X	B	X	X	I	B	A	A	I	I	B	I	I	I	A	X	X	I	
Acetyl Chloride	X	B	X	B	X	X	X	I	X	B	B	A	B	B	X	A	I	I	A	B	X	B	
Acetyl Oxide	X	A	I	X	X	B	A	I	I	I	B	A	A	I	A	B	X	I	I	A	X	X	A
Acetylene (dry)	A	A	I	A	A	A	A	I	I	I	A	A	A	I	A	I	I	I	I	A	A	A	A
Acetylene Dichloride	X	I	I	A	X	X	X	X	I	X	B	A	A	I	I	A	X	I	I	A	A	X	I
Acetylene Tetrachloride	X	I	I	A	X	X	X	X	I	I	B	A	A	I	A	X	X	I	I	A	A	X	I
Acrolein	B	I	I	A	B	B	A	I	I	I	B	A	A	I	I	I	I	I	I	A	A	B	I
Acrylic Acid	X	X	I	A	X	X	X	I	I	I	B	A	A	I	A	I	I	I	I	A	A	X	X
Acrylonitrile	X	X	X	X	X	X	X	A	I	B	B	A	A	A	X	I	I	A	A	X	X	X	
Alk-Tri	X	I	I	A	X	X	X	I	I	I	I	A	A	I	A	I	I	I	I	A	A	X	I
Allyl Alcohol	A	A	A	B	A	A	A	X	X	X	A	A	A	I	A	I	A	I	I	A	B	A	A
Allyl Bromide	X	I	X	B	X	X	X	X	X	I	B	B	A	I	I	I	I	I	I	A	B	X	I
Allyl Chloride	X	X	X	B	X	X	X	X	X	I	B	B	A	I	A	X	X	I	I	A	B	X	X
Aluminum	A	A	I	A	A	A	A	A	A	B	A	A	A	I	A	I	X	I	I	A	A	A	A
Aluminum Acetate	X	A	B	X	X	A	A	I	I	I	A	A	A	I	A	I	X	I	I	A	X	X	A
Aluminum Chloride	A	A	A	A	A	A	A	A	A	B	A	A	A	X	I	I	X	X	A	A	A	A	A
Aluminum Formate	X	I	I	X	X	X	B	I	I	I	A	A	A	I	I	I	I	I	I	A	X	X	I
Aluminum Hydroxide	B	A	A	X	A	B	A	A	A	I	A	A	A	A	A	I	X	A	A	A	X	B	A
Aluminum Sulfate	A	A	A	A	A	A	A	A	A	B	A	A	A	B	A	X	X	A	A	A	A	A	A
Aminoethanol	B	I	I	I	B	B	A	I	I	I	A	A	A	I	A	B	I	I	I	A	I	B	I
Aminoethyl ethanolamine	B	I	I	I	B	B	A	I	I	I	A	A	A	I	I	I	I	I	I	A	I	B	I
Ammonia Cupric Sulfate	A	A	I	A	X	A	A	X	I	I	A	A	A	I	I	I	I	I	I	A	A	A	A
Ammonium Chloride	A	A	A	A	A	A	A	A	A	B	A	A	A	A	A	X	X	A	A	A	A	A	A
Ammonium Hydroxide	X	X	A	X	A	B	A	B	B	B	A	A	A	A	A	X	I	A	A	A	X	X	X
Ammonium Nitrate											NR												
Ammonium Phosphate	A	A	A	A	A	A	A	I	I	B	A	A	A	I	A	X	X	A	A	A	A	A	A
Ammonium Sulfate	X	A	A	A	A	A	A	A	A	B	A	A	A	A	X	A	X	A	A	A	A	X	A
Ammonium Sulfide	X	A	A	A	A	A	A	A	A	I	A	A	A	I	A	X	X	I	I	A	A	X	A
Ammonium Sulfite	A	A	A	A	A	A	A	A	A	I	A	A	A	I	A	X	I	I	I	A	A	A	A
Ammonium Thiosulfate	A	A	A	A	A	A	A	A	A	I	A	A	A	I	A	B	X	I	I	A	A	A	A
Amyl Acetate	X	B	X	X	X	B	A	X	X	X	A	A	A	I	A	A	I	I	I	A	X	X	B
Amyl Alcohol	A	A	A	B	A	A	A	B	B	X	A	A	A	A	A	I	A	A	A	A	B	A	A
Amyl Alcohol	A	A	A	B	A	A	A	B	B	X	A	A	A	A	A	I	A	A	A	A	B	A	A
Amyl Chloride	X	X	X	A	X	X	X	X	X	X	A	A	A	B	A	X	I	B	X	A	A	X	X
Amyl Oleate	B	I	X	I	X	X	X	I	I	I	A	A	A	I	I	I	I	I	I	A	I	B	I
Amyl Phenol	X	I	X	A	X	X	X	X	I	I	A	A	A	I	I	I	I	I	I	A	A	X	I
Amyl Phthalate	X	I	I	X	X	X	A	X	I	I	A	A	A	I	I	I	I	I	I	A	X	X	I
Amylamine	X	X	A	X	X	X	B	I	I	I	A	A	A	I	I	I	I	I	I	A	X	X	X
Anethole	X	I	X	B	X	X	X	I	I	I	X	A	A	I	I	I	I	I	I	A	B	X	I
Anhydrous Ammonia											NR				B	A	A	X	A	X			
Aniline	X	A	X	A	X	X	A	I	I	I	A	A	A	A	A	B	X	X	X	A	A	X	A
Animal Grease	A	X	X	A	X	X	X	A	A	I	A	A	A	I	A	A	I	I	I	A	A	A	X
Animal Oils	A	X	X	A	X	X	B	A	A	X	A	A	A	I	A	A	I	I	I	A	A	A	X
Antimony Pentachloride	X	X	X	I	X	X	X	I	I	I	A	B	A	I	I	I	I	I	I	A	I	X	X
Aqua Ammonia	B	B	I	A	A	B	A	B	I	I	A	A	A	I	A	X	I	I	I	A	A	B	B
Aromatic Spirits	X	X	I	A	X	X	X	I	I	I	A	A	A	I	A	I	I	I	I	A	A	X	X
Aromatic Tar	X	X	I	A	X	X	X	X	X	I	A	A	A	I	I	I	I	I	I	A	A	X	X
Arquads	A	A	I	A	A	A	A	I	I	I	A	A	A	I	I	I	I	I	I	A	A	A	A
Arsenic Acid	X	A	A	I	A	A	A	A	A	I	A	A	A	A	A	X	X	X	A	A	I	X	A
Arsenic Chloride	X	X	X	X	X	X	X	A	A	I	I	X	A	I	I	I	I	I	I	A	X	X	X

BECAUSE WE CONTINUALLY EXAMINE WAYS TO IMPROVE OUR PRODUCTS, WE RESERVE THE RIGHT TO ALTER SPECIFICATIONS WITHOUT NOTICE.

CHEMICAL RESISTANCE GUIDE @ 20°C/70°F

RATING DEFINITIONS																							
A = CONTINUOUS SERVICE B = INTERMITTENT USE I = INSUFFICIENT DATA X = DO NOT USE																							
CHEMICAL RESISTANCE GUIDE	HOSE MATERIAL											COUPLING MATERIAL					GASKET MATERIAL						
	NITRILE	EPDM	SBR	VITON	NATURAL	HYPALON	BUTYL	PVC	TPU	TPR	UHMWPE	XLPE	TEFLON	304SS	316SS	ALUMINUM	BRASS	NYLON	POLYPROPYLENE	TEFLON	VITON	BUNA	EPDM
Arsenic Trichloride	X	X	X	X	X	X	X	A	A	I	I	X	A	I	X	I	I	I	I	A	X	X	X
Asphalt											CALL												
ASTM #1 Oil	A	X	X	A	X	B	X	A	A	X	A	A	A	I	A	A	I	I	I	A	A	A	X
ASTM #2 Oil	A	X	X	A	X	X	X	A	A	X	A	A	A	I	A	A	A	I	I	A	A	A	X
ASTM #3 Oil	A	X	X	A	X	X	X	A	A	X	A	A	A	I	A	A	A	I	I	A	A	A	X
Barium Carbonate	A	A	A	A	A	A	A	A	A	I	A	A	A	A	A	X	I	A	A	A	A	A	A
Barium Chloride	A	A	A	A	A	A	A	A	A	I	A	A	A	X	A	X	I	A	A	A	A	A	A
Barium Hydroxide	A	A	A	B	A	A	A	A	A	I	A	A	A	B	A	X	X	A	A	A	B	A	A
Barium Sulfate	A	A	A	A	A	A	A	A	A	I	A	A	A	A	B	A	X	A	A	A	A	A	A
Barium Sulfide	A	A	A	A	A	A	A	A	A	I	A	A	A	I	A	X	X	A	A	A	A	A	A
Benzal Chloride	X	I	I	I	I	I	B	I	I	I	A	A	A	I	B	X	I	I	I	A	I	X	I
Benzaldehyde	X	B	X	X	X	X	B	X	X	X	A	A	A	A	B	I	X	X	A	X	X	B	B
Benzene (Benzol)	X	X	X	A	X	X	X	X	X	X	A	A	A	I	A	A	A	I	I	A	A	X	X
Benzine (Ligroin)	A	X	I	A	X	X	X	X	X	X	A	A	A	I	A	A	I	I	I	A	A	A	X
Benzine Solvent (Ligroin)	A	X	X	A	X	X	X	X	X	X	A	A	A	I	A	A	I	I	I	A	A	A	X
Benzoic Acid	I	B	X	I	X	B	B	A	B	B	A	A	A	B	B	X	X	X	A	I	I	B	B
Benzoic Aldehyde	X	B	X	X	X	B	X	I	I	I	A	A	A	I	A	I	B	I	I	A	X	X	B
Berzotrchloride	X	X	X	I	I	I	I	X	I	I	X	X	A	I	I	I	I	I	I	A	I	X	X
Berzoyl Chloride	X	X	X	I	I	I	I	X	I	I	X	B	A	I	B	I	I	I	I	A	I	X	X
Berzyl Acetate	X	I	X	X	X	B	A	X	I	I	A	A	A	I	B	I	I	I	I	A	X	X	I
Berzyl Alcohol	X	X	A	A	X	X	A	I	I	I	A	A	A	A	A	B	I	I	A	A	A	X	X
Berzyl Chloride	X	X	X	A	X	X	X	X	I	I	A	A	A	I	A	X	X	I	I	A	A	X	X
Berzyl Chloride	X	X	X	A	X	X	X	X	I	I	A	A	A	I	A	X	X	I	I	A	A	X	X
Bichromate of Soda	I	I	X	I	I	X	A	A	I	I	A	A	A	I	I	I	I	I	I	A	I	I	I
Black Sulfate Liquor	B	B	A	B	B	B	X	A	A	I	A	A	A	I	A	X	X	I	I	A	B	B	B
Black Sulfate Liquor	X	X	A	X	X	X	X	A	A	I	X	X	A	I	A	X	X	I	I	A	X	X	X
Bleach	X	A	I	B	X	X	B	A	A	B	X	X	A	I	X	X	X	X	A	A	B	X	A
Brine	A	A	A	A	A	A	A	A	A	B	A	A	A	I	A	X	I	X	A	A	A	A	A
Bromine	X	X	X	B	X	X	X	X	X	X	X	X	A	I	X	X	X	X	X	A	B	X	X
Bromo Benzene	X	X	I	B	X	X	X	X	I	X	B	X	A	I	I	I	I	I	I	A	B	X	X
Bromo Toluene	X	X	I	B	X	X	X	X	I	I	X	X	A	I	I	I	I	I	I	A	B	X	X
Bromochloromethane	X	I	I	B	X	X	B	X	I	X	X	X	A	I	A	X	X	I	I	A	B	X	I
Bunker C.	A	X	I	A	X	X	X	I	I	I	B	A	A	I	A	I	I	I	I	A	A	A	X
Bunker Oil	A	X	X	A	X	X	X	I	I	I	B	X	A	I	A	I	I	I	I	A	A	A	X
Butanol	A	A	I	B	A	A	A	X	I	B	A	A	A	A	A	I	I	I	I	A	B	A	A
Butyl (Normal) Alcohol	A	A	I	B	A	A	A	X	I	B	A	A	A	I	A	I	I	I	I	A	B	A	A
Butyl (Secondary) Alcohol	A	A	I	B	A	A	A	X	I	B	A	A	A	I	A	I	I	I	I	B	A	A	A
Butyl Acetate	X	B	X	X	X	B	A	X	X	A	A	A	A	I	A	B	I	I	X	A	X	A	B
Butyl Acetoacetate	X	I	I	X	X	X	X	X	I	I	A	A	A	I	I	I	I	I	I	A	X	X	I
Butyl Acrylate	X	X	X	X	X	X	X	X	I	I	B	B	A	I	I	I	I	I	I	A	X	X	X
Butyl Alcohol	A	A	I	B	A	A	A	A	A	B	A	A	A	A	A	I	I	A	A	A	B	A	A
Butyl Aldehyde	X	X	I	X	X	X	B	I	I	I	A	A	A	I	X	A	X	I	I	A	X	X	X
Butyl Amine	X	X	I	X	X	X	B	I	I	I	A	A	A	I	A	A	I	I	I	A	X	X	X
Butyl Benzene	X	X	X	A	X	X	X	X	I	I	A	A	A	I	I	I	I	I	I	A	A	X	X
Butyl Benzl Phthalate	X	I	I	X	X	X	A	X	I	I	A	A	A	I	I	I	I	I	I	A	X	X	I
Butyl Bromide	X	X	X	B	X	X	X	X	I	I	B	B	A	I	I	I	I	I	I	A	B	X	X
Butyl Butyrate	X	I	X	X	X	X	X	X	I	I	B	B	A	I	I	I	I	I	I	A	X	X	I
Butyl Carbitol	X	B	X	I	X	A	A	I	I	I	A	A	A	I	I	I	I	I	I	A	I	X	B
Butyl Cellosolve	X	A	X	X	X	A	A	I	I	I	A	X	A	I	A	A	X	I	I	A	X	X	A
Butyl Chloride	X	I	X	A	X	X	X	X	I	I	B	B	A	I	B	I	I	I	I	A	A	X	I
Butyl Ether	B	X	X	X	X	B	X	I	I	I	A	A	A	I	A	I	I	I	I	A	X	B	X
Butyl Ethyl Acetaldehyde	X	I	X	X	X	X	B	I	I	I	A	A	A	I	I	I	I	I	I	A	X	X	I
Butyl Ethyl Ether	B	X	X	I	X	B	X	I	I	I	A	A	A	I	I	I	I	I	I	A	I	B	X
Butyl Phthalate	X	I	X	X	X	X	A	X	I	X	A	A	A	I	A	A	I	I	I	A	X	X	I
Butyl Stearate	A	X	X	I	X	X	X	I	I	I	A	A	A	I	A	A	A	I	I	A	I	A	X
Butylate	I	A	I	I	I	I	I	I	I	I	A	I	I	I	I	I	I	I	I	I	I	I	A
Butyraldehyde	X	X	X	X	X	X	B	I	I	I	A	A	A	I	X	A	X	I	I	A	X	X	X
Butyric Acid	X	B	X	I	X	B	X	X	I	I	A	A	A	A	A	B	I	X	A	A	I	X	B
Butyric Anhydride	X	I	X	I	X	B	X	I	I	I	A	A	A	I	I	I	I	I	I	A	I	X	I
Cadmium Acetate	X	I	I	X	X	A	A	I	I	I	A	A	A	I	I	I	I	I	I	A	X	X	I
Calcium Acetate	X	A	X	X	X	A	A	A	I	I	A	A	A	I	A	I	I	I	I	A	X	X	A

BECAUSE WE CONTINUALLY EXAMINE WAYS TO IMPROVE OUR PRODUCTS, WE RESERVE THE RIGHT TO ALTER SPECIFICATIONS WITHOUT NOTICE.

CHEMICAL RESISTANCE GUIDE @ 20°C/70°F																							
RATING DEFINITIONS A = CONTINUOUS SERVICE B = INTERMITTENT USE I = INSUFFICIENT DATA X = DO NOT USE																							
CHEMICAL RESISTANCE GUIDE	HOSE MATERIAL												COUPLING MATERIAL					GASKET MATERIAL					
	NITRILE	EPDM	SBR	VITON	NATURAL	HYPALON	BUTYL	PVC	TPU	TPR	UHMWPE	XLPE	TEFLON	304SS	316SS	ALUMINUM	BRASS	NYLON	POLYPROPYLENE	TEFLON	VITON	BUNA	EPDM
Calcium Aluminate	A	A	I	A	A	A	A	A	I	I	A	A	A	I	I	I	I	I	I	A	A	A	A
Calcium Bichromate	I	I	I	I	I	X	A	A	I	I	X	X	A	I	I	I	I	I	I	A	I	I	I
Calcium Bisulfate	A	A	A	A	A	A	A	A	I	I	A	A	A	X	A	X	X	X	A	A	A	A	A
Calcium Bisulfite	A	A	A	A	A	A	A	A	A	I	A	A	A	A	A	X	X	X	A	A	A	A	A
Calcium Carbonate	A	A	A	A	A	A	A	A	A	I	A	A	A	A	A	I	X	A	A	A	A	A	A
Calcium Chloride	A	A	A	A	A	A	A	A	A	I	A	A	A	A	B	X	X	A	A	A	A	A	A
Calcium Hydroxide (Caustic Lime)	B	A	I	X	A	B	A	A	A	I	A	A	A	I	A	X	X	A	A	X	B	A	A
Calcium Hypochlorite	X	B	X	B	X	X	B	A	A	I	B	X	A	X	A	X	X	X	A	A	B	X	B
Calcium Nitrate	A	A	A	A	A	A	A	A	A	I	A	A	A	I	B	X	X	I	I	A	A	A	A
Calcium Silicate	A	A	I	A	A	A	A	A	A	I	A	A	A	I	I	A	I	I	I	A	A	A	A
Calcium Sulfate	A	A	A	A	A	A	A	A	A	I	A	A	A	A	A	I	I	A	A	A	A	A	A
Calcium Sulfhydrate	A	A	I	A	A	A	A	A	I	I	A	A	A	I	I	I	I	I	I	A	A	A	A
Calcium Sulfide	A	A	A	A	A	A	A	A	A	I	A	A	A	I	A	X	X	I	I	A	A	A	A
Calcium Sulfite	A	A	A	A	X	A	A	A	A	I	A	A	A	I	B	B	X	I	I	A	A	A	A
Caprylic Acid	X	I	I	I	X	B	X	I	I	I	A	A	A	I	B	I	X	I	I	A	I	X	I
Carbitol	X	A	X	I	X	A	A	I	I	I	A	A	A	I	B	A	X	I	I	A	I	X	A
Carbitol Acetate	X	I	X	I	X	B	B	I	I	I	A	A	A	I	I	I	I	I	I	A	I	X	I
Carbolic Acid, Phenol	X	X	I	A	X	X	A	X	X	X	A	A	A	I	A	B	A	I	I	A	A	X	X
Carbon Dioxide	A	A	A	A	A	A	A	A	A	B	A	A	A	I	A	B	I	I	I	A	A	A	A
Carbon Disulfide											N/R			B	B	A	X	A	X				
Carbon Tetrachloride	X	X	X	A	X	X	X	X	X	X	B	A	A	A	A	I	I	A	X	A	A	X	X
Carbonic Acid	A	A	A	A	A	A	A	A	I	I	A	A	A	A	A	B	B	X	A	A	A	A	A
Casinghead Gasoline	A	X	I	A	X	X	X	X	I	X	B	B	A	I	I	I	I	I	I	A	A	A	X
Caster Oil (Castor Oil)	A	A	I	A	X	A	A	I	I	I	A	A	A	I	A	A	I	X	A	A	A	A	A
Caustic Potash	B	B	A	X	A	B	A	A	A	A	A	A	A	I	A	X	X	A	A	X	B	B	B
Caustic Soda	B	A	I	X	A	B	A	A	A	B	A	A	A	I	A	X	X	X	A	A	X	B	A
Cellosize	X	I	I	I	X	X	A	I	I	I	A	A	A	I	I	I	I	I	I	A	I	X	I
Cellosolve	X	A	X	X	X	A	A	I	I	I	A	A	A	I	A	A	X	X	I	A	X	X	A
Cellosolve Acetate	X	B	I	X	X	B	B	I	I	I	A	A	A	I	A	I	X	I	I	A	X	X	B
Chloroacetic Acid	X	X	I	X	B	X	X	X	I	I	I	A	A	A	X	X	X	X	X	A	X	X	X
Chlorinated Solvents	X	X	I	A	X	X	X	X	I	I	B	A	A	I	B	X	A	I	I	A	A	X	X
Chlorine (Dry) (Gas)											N/R												
Chlorine (Wet)	X	X	I	B	X	X	X	X	B	B	B	X	A	I	X	X	X	I	I	A	B	X	X
Chloroacetone	X	X	X	X	X	X	I	X	I	I	A	A	A	I	A	X	X	I	I	A	X	X	X
Chlorobenzene	X	X	X	A	X	X	X	X	X	X	B	A	A	I	A	B	I	I	I	A	A	X	X
Chlorobenzol	X	X	I	A	X	X	X	I	I	I	A	A	A	I	A	B	I	I	I	A	A	X	X
Chlorobutane	X	I	X	A	X	X	X	X	I	I	X	X	A	I	I	I	I	I	I	A	A	X	I
Chloroethylbenzene	X	X	I	A	X	X	X	X	I	I	A	A	A	I	I	I	I	I	I	A	A	X	X
Chloroform	X	X	X	B	X	X	X	X	X	B	X	A	A	A	B	I	X	X	A	B	X	X	X
Chloropentane	X	X	X	A	X	X	X	X	I	X	A	A	A	I	A	X	I	I	I	A	A	X	X
Chlorophenol	X	X	X	B	X	X	X	X	I	I	A	X	A	I	I	I	I	I	I	A	B	X	X
Chloropropanone	X	X	X	X	X	X	I	X	I	I	A	A	A	I	I	I	I	I	I	A	X	X	X
Chlorosulfonic Acid	X	X	X	X	X	X	X	B	I	X	X	X	A	X	B	X	X	X	X	A	X	X	X
Chlorothene	X	X	I	A	X	X	X	X	I	X	X	A	A	I	A	I	I	I	I	A	A	X	X
Chlorotoluene	X	X	X	A	X	X	X	X	X	X	X	X	A	I	A	I	I	I	I	A	A	X	X
Chlorpyrifos	I	X	I	I	I	I	I	I	I	I	I	I	I	I	I	I	I	I	I	I	I	I	X
Chromic Acid 25%	X	X	I	I	X	B	X	I	I	I	B	X	A	I	B	X	X	X	X	A	I	X	X
Coal Oil	A	X	X	A	X	X	X	I	I	I	A	A	A	I	A	X	A	I	I	A	A	A	X
Coal Tar	X	X	X	A	X	X	X	I	I	I	A	A	A	I	A	I	I	I	I	A	A	X	X
Coal Tar Naptha	X	X	X	A	X	X	X	I	I	I	A	A	A	I	A	A	I	I	I	A	A	X	X
Copper Chloride	A	A	A	A	X	A	A	A	A	B	A	A	A	X	X	X	A	A	A	A	A	A	A
Copper Hydrate	B	I	I	X	X	B	A	A	I	I	A	A	A	I	I	I	I	I	I	A	X	B	I
Copper Hydroxide	B	I	I	X	X	B	A	A	I	I	A	A	A	I	I	I	I	I	I	A	X	B	I
Copper Nitrate	A	A	A	A	X	A	A	A	A	I	A	A	A	A	A	X	X	X	A	A	A	A	A
Copper Nitrite	A	A	A	A	X	A	A	A	A	I	A	A	A	A	I	I	I	I	I	A	A	A	A
Copper Sulfate	A	A	A	A	X	A	A	A	A	I	A	A	A	A	X	X	A	A	A	A	A	A	A
Copper Sulfide	A	A	A	A	X	A	A	A	B	I	A	A	A	I	I	I	I	I	I	A	A	A	A
Creosols	X	X	I	A	X	X	A	I	I	I	A	A	A	I	A	I	X	I	I	A	A	X	X
Creosole	B	X	I	A	X	X	X	X	X	X	A	A	A	A	A	I	I	I	X	A	A	B	X
Cresylic Acid	X	X	X	I	X	X	A	I	I	I	A	A	A	A	B	X	X	I	A	I	X	X	X
Crotonaldehyde	X	I	X	X	X	X	A	I	I	I	A	A	A	I	I	I	I	I	I	A	X	X	I

BECAUSE WE CONTINUALLY EXAMINE WAYS TO IMPROVE OUR PRODUCTS, WE RESERVE THE RIGHT TO ALTER SPECIFICATIONS WITHOUT NOTICE.

CHEMICAL RESISTANCE GUIDE @ 20°C/70°F

CHEMICAL RESISTANCE GUIDE	RATING DEFINITIONS																							
	A = CONTINUOUS SERVICE B = INTERMITTENT USE I = INSUFFICIENT DATA X = DO NOT USE																							
	HOSE MATERIAL											COUPLING MATERIAL					GASKET MATERIAL							
	NITRILE	EPDM	SBR	VITON	NATURAL	HYPALON	BUTYL	PVC	TPU	TPR	UHMWPE	XLPE	TEFLON	304SS	316SS	ALUMINIUM	BRASS	NYLON	POLYPROPYLENE	TEFLON	VITON	BUNA	EPDM	
Crude Oil	A	X	X	A	X	X	X	A	B	X	A	A	A	I	A	A	I	I	I	A	A	A	X	
Cumene	X	X	X	A	X	X	X	I	I	I	A	A	A	I	I	I	I	I	I	A	A	X	X	
Cupric Carbonate	A	A	B	A	X	A	A	A	I	I	A	A	A	I	I	I	I	I	I	A	A	A	A	
Cupric Chloride	A	A	B	A	X	A	A	A	A	I	A	A	A	I	B	X	I	I	I	A	A	A	A	
Cupric Nitrate	A	A	B	A	X	A	A	A	A	I	A	A	A	I	B	I	I	I	I	A	A	A	A	
Cupric Nitrite	A	A	B	A	X	A	A	A	A	I	A	A	A	I	I	I	I	I	I	A	A	A	A	
Cupric Sulfate	A	A	A	A	X	A	A	A	A	I	A	A	A	I	I	I	I	I	I	A	A	A	A	
Cyclohexane	B	X	X	A	X	X	X	X	X	X	A	A	A	A	A	B	X	I	I	X	A	A	B	X
Cyclohexanol	B	X	X	B	X	X	X	X	X	X	A	A	A	I	A	X	X	I	I	A	B	B	X	
Cyclohexanone	X	X	X	X	X	X	X	X	X	X	A	A	A	I	A	I	I	I	I	A	X	X	X	
Cyclopentane	B	X	X	A	X	X	X	I	I	I	A	A	A	I	I	I	I	I	I	A	A	B	X	
Cyclopentane, methyl	B	X	I	A	X	X	X	A	I	I	A	A	A	I	I	I	I	I	I	A	A	B	X	
Cyclopentanol	B	X	I	B	X	X	X	A	I	I	A	A	A	I	I	I	I	I	I	A	B	B	X	
Cyclopentanone	X	X	I	X	X	X	X	A	I	I	A	A	A	I	I	I	I	I	I	A	X	X	X	
D.D.T. in Kerosene	A	X	I	A	X	X	X	X	X	X	X	A	A	I	I	I	A	I	I	A	A	A	X	
D.M.P.	X	X	I	X	X	X	X	I	I	I	X	X	A	I	A	I	I	I	I	A	X	X	X	
Decalin®	X	X	I	A	X	X	X	I	I	I	X	A	A	I	I	I	I	I	I	A	A	X	X	
Decanol	A	A	I	B	X	A	A	B	I	I	A	A	A	I	I	I	I	I	I	A	B	A	A	
Decyl Alcohol	A	A	I	B	X	A	A	A	I	I	A	A	A	I	I	I	I	I	I	A	B	A	A	
Decyl Aldehyde	X	I	I	X	X	X	X	I	I	I	A	A	A	I	I	I	I	I	I	A	X	X	I	
Decyl Butyl Phthalate	X	I	I	X	X	X	X	A	X	X	A	A	A	I	I	I	I	I	I	A	X	X	I	
Denatured Alcohol	A	A	I	B	A	A	A	A	I	I	A	A	A	I	A	B	A	I	I	A	B	A	A	
Diacetone Alcohol	X	X	X	X	B	B	A	A	B	B	A	A	A	A	A	I	I	A	X	A	X	X	X	
Diamyl Phenol	X	X	I	A	X	X	X	X	X	X	A	A	A	I	I	I	I	I	I	A	A	X	X	
Diamylamine	B	I	B	I	B	X	A	I	I	I	A	A	A	I	I	I	I	I	I	A	I	B	I	
Diamylene	X	X	I	A	X	X	X	I	I	I	A	A	A	I	I	I	I	I	I	A	A	X	X	
Dibenzyl Ether	X	X	X	I	X	X	B	I	I	I	A	A	A	I	A	A	X	I	I	A	I	X	X	
Dibromobenzene	X	X	X	A	X	X	X	X	I	I	B	A	A	I	I	I	I	I	I	A	A	X	X	
Dibutyl Amine	B	X	I	X	B	X	X	X	I	I	A	A	A	I	I	I	I	I	I	A	X	B	X	
Dibutyl Ether	X	X	I	X	X	B	X	X	I	I	A	A	A	I	A	A	X	I	I	A	X	X	X	
Dibutyl Phthalate	X	A	I	X	X	X	A	X	X	X	A	A	A	I	A	A	I	I	I	A	X	X	A	
Dibutyl Sebacate	X	X	X	X	X	X	A	X	I	I	A	A	A	I	I	I	I	I	I	A	X	X	X	
Dicalcium Phosphate	A	A	A	A	A	A	A	A	B	I	A	A	A	I	I	I	I	I	I	A	A	A	A	
Dicamba	I	A	I	I	I	I	I	I	I	I	A	A	A	I	I	I	I	I	I	A	I	I	A	
Dichloroacetic Acid	X	I	X	X	B	X	X	I	I	I	A	A	A	I	I	I	I	I	I	A	X	X	I	
Dichlorobenzene	X	X	I	A	X	X	X	X	X	X	A	A	A	I	A	B	I	I	I	A	A	X	X	
Dichlorobutane	X	X	X	A	X	X	X	X	I	I	A	A	A	I	I	I	I	I	I	A	A	X	X	
Dichlorodifluoromethane	B	X	X	B	X	X	X	X	I	I	I	A	A	I	I	I	I	I	I	A	B	B	X	
Dichloroethane	X	X	X	A	X	X	X	X	I	I	A	A	A	I	I	I	I	I	I	A	A	X	X	
Dichloroethyl Ether	X	X	X	I	X	X	X	X	I	X	A	A	A	I	I	I	I	I	I	A	I	X	X	
Dichloroethylene	X	I	X	A	X	X	X	X	I	X	X	X	A	I	I	A	X	I	I	A	A	X	I	
Dichlorohexane	X	X	X	A	X	X	X	X	I	X	A	A	A	I	I	I	I	I	I	A	A	X	X	
Dichloromethane	X	X	X	A	X	X	X	X	I	X	A	A	A	I	A	B	I	I	I	A	A	X	X	
Dichloropentane	X	X	X	A	X	X	X	X	I	X	A	A	A	I	I	I	I	I	I	A	A	X	X	
Dichloropropane	X	X	I	A	X	X	X	X	I	X	A	B	A	I	A	X	I	I	I	A	A	X	X	
Diesel Oil	A	X	X	A	X	X	X	B	I	X	A	A	A	I	A	A	I	I	I	A	A	A	X	
Diethanol Amine	B	I	I	I	B	X	A	I	I	I	A	A	A	I	A	I	I	I	I	A	I	B	I	
Diethyl Benzene	X	X	X	A	X	X	X	X	I	X	A	A	A	I	I	I	I	I	I	A	A	X	X	
Diethyl Carbinol	A	I	I	B	A	A	A	I	I	I	A	A	A	I	I	I	I	I	I	A	B	A	I	
Diethyl Ketone	X	X	I	X	X	X	B	X	I	I	A	A	A	I	I	I	I	I	I	A	X	X	X	
Diethyl Oxalate	X	X	I	I	B	X	B	X	I	I	A	A	A	I	I	I	I	I	I	A	I	X	X	
Diethyl Phthalate	X	X	X	X	X	X	A	X	I	I	A	A	A	I	I	I	I	I	I	A	X	X	X	
Diethyl Sebacate	X	X	X	X	X	X	A	X	I	I	A	A	A	I	A	A	I	I	I	A	X	X	X	
Diethyl Sulfate	X	I	X	X	X	X	B	I	I	I	A	A	A	I	X	I	I	I	I	A	X	X	I	
Diethyl Triamine	B	I	B	I	B	X	A	I	I	I	A	A	A	I	I	I	I	I	I	A	I	B	I	
Diethylamine	B	B	B	I	B	X	A	I	I	I	A	A	A	A	A	I	X	X	A	A	I	B	B	
Diethylene Dioxide	X	A	X	X	X	X	B	I	I	I	A	A	A	I	X	X	X	I	I	A	X	X	A	
Diethylene Glycol	A	A	A	A	A	A	A	B	I	I	A	A	A	I	A	B	A	I	I	A	A	A	A	
Diethylene Triamine	B	I	I	I	B	X	A	I	I	I	A	A	A	I	I	I	X	I	I	A	A	B	I	
Dihydroxydiethyl Ether	A	A	I	A	A	A	A	I	I	I	A	A	A	I	I	I	I	I	I	A	A	A	A	
Dihydroxyethyl Amine	B	I	B	I	B	X	A	I	I	I	A	A	A	I	I	I	I	I	I	A	I	B	I	

BECAUSE WE CONTINUALLY EXAMINE WAYS TO IMPROVE OUR PRODUCTS, WE RESERVE THE RIGHT TO ALTER SPECIFICATIONS WITHOUT NOTICE.

CHEMICAL RESISTANCE GUIDE @ 20°C/70°F																							
RATING DEFINITIONS A = CONTINUOUS SERVICE B = INTERMITTENT USE I = INSUFFICIENT DATA X = DO NOT USE																							
CHEMICAL RESISTANCE GUIDE	HOSE MATERIAL												COUPLING MATERIAL				GASKET MATERIAL						
	NITRILE	EPDM	SBR	VITON	NATURAL	HYALON	BUTYL	PVC	TPU	TPR	UHMWPE	XLPE	TEFLON	304SS	316SS	ALUMINUM	BRASS	NYLON	POLYPROPYLENE	TEFLON	VITON	BUNA	EPDM
Diisobutyl Ketone	X	B	X	X	X	X	B	X	I	I	A	A	A	I	I	I	I	I	I	A	X	X	B
Diisobutylene	A	X	X	A	X	X	X	I	I	I	A	A	A	I	A	I	I	I	I	A	A	A	X
Diisooctyl Adipate	X	I	I	X	X	X	A	X	I	I	A	A	A	I	I	I	I	I	I	A	X	X	I
Diisooctyl Phthalate	X	I	I	X	X	X	A	X	I	I	A	A	A	I	I	I	I	I	I	A	X	X	I
Diisocyanate	X	X	I	X	X	X	X	I	I	I	X	X	A	I	I	I	I	I	I	A	X	X	X
Diisodecyl Adipate	X	I	X	X	X	X	A	X	I	I	A	A	A	I	I	I	I	I	I	A	X	X	I
Diisodecyl Phthalate	X	I	X	X	X	X	A	I	I	I	A	A	A	I	I	I	I	I	I	A	X	X	I
Diisopropanol Amine	B	I	B	I	B	X	A	I	I	I	A	A	A	I	I	I	I	I	I	A	I	B	I
Diisopropyl Amine	B	I	I	I	B	X	A	X	I	I	A	A	A	I	I	I	I	I	I	A	I	B	I
Diisopropyl Ether	B	X	X	I	X	B	X	I	I	I	A	A	A	I	A	I	I	I	I	A	I	B	X
Diisopropyl Ketone	X	B	X	X	X	X	B	X	I	I	A	A	A	I	A	A	I	I	I	A	X	X	B
Dilauryl Ether	B	I	X	I	X	B	I	I	I	I	A	A	A	I	I	I	I	I	I	A	I	B	I
Dimethyl Amine											N/R												
Dimethyl Benzene	X	X	X	A	X	X	X	X	I	I	A	A	A	I	A	I	I	I	I	A	A	X	X
Dimethyl Carbinol	A	A	I	B	A	A	A	I	I	I	A	A	A	I	A	I	I	I	I	A	B	A	A
Dimethyl Ether	B	X	I	I	X	B	X	I	I	I	A	B	A	I	I	I	I	I	I	A	I	B	X
Dimethyl Ketone	X	A	I	X	B	X	A	X	I	I	A	B	A	I	A	A	I	I	I	A	X	X	A
Dimethyl Phenol	X	X	I	A	X	X	X	I	I	I	A	A	A	I	I	I	I	I	I	A	A	X	X
Dimethyl Phthalate	X	B	X	X	X	X	A	X	I	I	A	A	A	I	A	I	I	I	I	A	X	X	B
Dimethyl Sulfate	X	I	X	X	X	X	B	I	I	I	A	A	A	I	I	I	I	I	I	A	X	X	I
Dimethyl Sulfide											N/R												
Dinitrobenzene	X	I	X	A	X	X	X	X	I	I	A	A	A	I	I	I	I	I	I	A	A	X	I
Diocetyl Adipate	X	B	I	X	X	X	A	X	I	I	A	A	A	I	I	I	I	I	I	A	X	X	B
Diocetyl Amine	B	I	I	I	B	X	A	I	I	I	A	A	A	I	I	I	I	I	I	A	I	B	I
Diocetyl Phthalate	X	X	I	A	X	X	B	X	X	X	A	A	A	I	A	I	I	I	I	A	A	X	X
Diocetyl Sebacate	X	B	I	X	X	X	A	X	I	I	A	A	A	I	I	I	I	I	I	A	X	X	B
Dioxane	X	X	X	X	X	X	B	I	I	I	A	A	A	I	A	I	I	I	I	A	X	X	X
Dioxolane	X	X	X	I	X	X	X	I	I	I	A	A	A	I	I	I	I	I	I	A	I	X	X
Diphenyl Phthalate	X	I	I	X	X	X	A	X	I	I	A	A	A	I	I	I	I	I	I	A	X	X	I
Dipropyl Ketone	X	I	X	X	X	X	B	X	I	I	A	A	A	I	I	I	I	I	I	A	X	X	I
Dipropylamine	B	I	A	I	B	X	A	I	I	I	A	A	A	I	I	I	I	I	I	A	I	B	I
Dipropylene Glycol	A	I	A	A	A	A	A	I	I	I	A	A	A	I	I	I	I	I	I	A	A	A	I
Disodium Phosphate	A	I	I	I	A	A	A	A	B	A	A	A	A	I	A	I	B	A	A	A	I	A	I
Divinyl Benzene	X	X	X	A	X	X	X	X	I	I	A	A	A	I	I	I	I	I	I	A	A	X	X
Dodecyl Benzene	X	X	X	A	X	X	X	X	I	I	A	A	A	I	I	I	I	I	I	A	A	X	X
Dodecyl Toluene	X	X	X	A	X	X	X	I	I	I	A	A	A	I	I	I	I	I	I	A	A	X	X
Dow-Per	X	X	X	A	X	X	X	I	I	I	A	A	A	I	I	I	I	I	I	A	A	X	X
Dowtherm® A	X	X	I	A	X	X	X	I	I	I	A	A	A	I	I	A	I	I	I	A	A	X	X
Dowtherm® E	X	X	I	A	X	X	X	I	I	I	A	A	A	I	I	X	I	I	I	A	A	X	X
Dowtherm® SR-1	A	I	I	A	A	A	A	I	I	I	A	A	A	I	I	I	I	I	I	A	A	A	I
Endolene	I	I	I	I	I	I	I	I	I	I	I	I	I	I	I	I	I	I	I	I	I	I	I
Epichlorohydrin											N/R												
Ethanol	A	A	I	B	A	A	A	A	A	A	A	A	A	A	A	B	A	A	A	A	B	A	A
Ethanol Amine	B	B	I	I	B	B	A	A	B	I	A	A	A	I	A	B	I	I	I	A	I	B	B
Ethyl Acetate	X	A	X	X	X	X	B	X	X	B	A	A	A	A	A	A	A	A	X	A	X	X	A
Ethyl Acetoacetate	X	B	X	X	X	X	B	X	I	I	A	A	A	I	B	I	I	I	I	A	X	X	B
Ethyl Acrylate	X	X	X	X	X	X	X	X	X	I	A	B	A	I	A	A	I	I	I	A	X	X	X
Ethyl Alcohol	A	A	I	A	A	A	A	A	A	A	A	A	A	I	A	B	A	I	I	A	A	A	A
Ethyl Aldehyde											N/R												
Ethyl Aluminum Dichloride	X	X	I	B	X	X	X	I	I	I	X	B	A	I	I	I	I	I	I	A	B	X	X
Ethyl Benzene	X	X	X	A	X	X	X	X	I	X	A	A	A	I	A	A	X	I	I	A	A	X	X
Ethyl Butanol	A	A	I	B	A	A	A	A	I	I	A	A	A	I	I	I	I	I	I	A	B	A	A
Ethyl Butyl Acetate	X	I	I	X	X	B	A	X	I	I	A	A	A	I	I	I	I	I	I	A	X	X	I
Ethyl Butyl Alcohol	A	A	A	B	A	A	A	A	I	I	A	A	A	I	I	I	I	I	I	A	B	A	A
Ethyl Butyl Amine	B	I	B	I	B	X	A	I	I	I	A	I	A	I	I	I	I	I	I	A	I	B	I
Ethyl Butyl Ketone	X	I	X	X	X	X	B	X	I	I	A	A	A	I	I	I	I	I	I	A	X	X	I
Ethyl Butyraldehyde	X	I	I	X	X	X	B	I	I	I	A	A	A	I	I	I	I	I	I	A	X	X	I
Ethyl Chloride											N/R												
Ethyl Dichloride	X	X	X	B	X	X	X	X	X	X	B	B	A	I	I	I	I	I	I	A	B	X	X
Ethyl Ether											N/R												
Ethyl Formate	X	B	X	X	X	X	B	X	I	I	A	A	A	I	A	I	I	I	I	A	X	X	B

BECAUSE WE CONTINUALLY EXAMINE WAYS TO IMPROVE OUR PRODUCTS, WE RESERVE THE RIGHT TO ALTER SPECIFICATIONS WITHOUT NOTICE.

CHEMICAL RESISTANCE GUIDE @ 20°C/70°F

RATING DEFINITIONS																							
A = CONTINUOUS SERVICE B = INTERMITTENT USE I = INSUFFICIENT DATA X = DO NOT USE																							
CHEMICAL RESISTANCE GUIDE	HOSE MATERIAL											COUPLING MATERIAL					GASKET MATERIAL						
	NITRILE	EPDM	SBR	VITON	NATURAL	HYPALON	BUTYL	PVC	TPU	TPR	UHMWPE	XLPE	TEFLON	304SS	316SS	ALUMINIUM	BRASS	NYLON	POLYPROPYLENE	TEFLON	VITON	BUNA	EPDM
Ethyl Hexanol	A	A	A	B	A	A	A	I	I	I	A	A	A	I	I	I	I	I	I	A	B	A	A
Ethyl Hexoic Acid	X	I	I	I	X	B	X	I	I	I	A	A	A	I	I	I	I	I	I	A	I	X	I
Ethyl Hexyl Acetate	X	I	I	X	X	B	A	X	I	I	A	A	A	I	I	I	I	I	I	A	X	X	I
Ethyl Hexyl Alcohol	A	A	I	B	A	A	A	A	I	I	A	A	A	I	I	I	I	I	I	A	B	A	A
Ethyl Iodide	X	X	I	B	X	X	X	X	X	X	X	B	A	I	I	I	I	I	I	A	B	X	X
Ethyl Isobutyl Ether	B	X	I	I	X	B	X	X	I	I	A	A	A	I	I	I	I	I	I	A	I	B	X
Ethyl Methyl Ketone	X	I	X	X	X	X	B	X	X	X	A	A	A	I	A	A	A	I	I	A	X	X	I
Ethyl Oxalate	X	X	A	I	A	X	A	X	I	I	A	A	A	I	I	I	I	I	I	A	I	X	X
Ethyl Phthalate	X	I	X	X	X	X	A	X	I	I	A	A	A	I	I	I	I	I	I	A	X	X	I
Ethyl Propyl Ether	B	X	X	I	X	B	X	X	I	I	A	A	A	I	I	I	I	I	I	A	I	B	X
Ethyl Propyl Ketone	X	I	X	X	X	X	B	X	X	I	A	A	A	I	I	I	I	I	I	A	X	X	I
Ethyl Silicate	A	I	B	I	X	I	A	I	I	I	A	A	A	I	A	I	I	I	I	A	I	A	I
Ethyl Sulfate	X	I	X	X	X	X	B	I	I	I	A	A	A	X	X	I	I	I	I	A	X	X	I
Ethylamine											N/R												
Ethylene Bromide	X	X	X	B	X	X	X	X	X	X	X	B	A	I	A	X	I	I	I	A	B	X	X
Ethylene Chloride	X	X	X	B	X	X	X	X	X	X	B	B	A	A	A	B	I	A	X	A	B	X	X
Ethylene Diamine	B	B	B	I	B	X	A	I	I	I	A	A	A	I	A	I	I	I	I	A	I	B	B
Ethylene Dibromide	X	X	X	B	X	X	X	X	X	X	X	B	A	I	A	X	I	I	I	A	B	X	X
Ethylene Dichloride	X	X	X	B	X	X	X	X	X	X	B	B	A	A	A	B	I	A	X	A	B	X	X
Ethylene Glycol	A	A	A	A	A	A	A	A	A	A	A	A	A	A	A	A	I	A	X	A	A	A	A
Ethylhexil Phosphorodieth	A	X	I	I	I	X	X	I	I	I	I	X		I	I	I	I	I	I	I	A	X	
Ex-Tri	X	I	I	A	X	X	X	I	I	I	A	A	A	I	I	I	I	I	I	A	A	X	I
Ferric Bromide	A	A	A	A	A	A	A	A	A	B	A	A	A	I	I	I	I	I	I	A	A	A	A
Ferric Chloride	A	A	A	A	A	A	A	A	A	A	A	A	A	I	X	X	X	X	A	A	A	A	A
Ferric Sulfate	A	A	A	A	A	A	A	A	A	A	A	A	A	A	A	X	X	X	A	A	A	A	A
Ferrous Acetate	X	I	X	X	X	A	A	A	A	I	A	A	A	I	I	I	I	I	I	A	X	X	I
Ferrous Chloride	A	A	A	B	A	A	A	A	A	B	A	A	A	X	I	X	X	X	A	A	B	A	A
Ferrous Hydroxide	B	I	B	X	A	B	A	A	I	I	A	A	A	I	B	I	I	I	I	A	X	B	I
Ferrous Sulfate	A	A	A	A	A	A	A	A	A	A	A	A	A	A	B	X	X	X	A	A	A	A	A
Fluoboric Acid 65%	I	I	I	I	A	A	A	I	I	I	B	I	A	I	I	I	X	X	A	A	I	I	I
Fluorine (wet)	X	X	I	X	X	X	X	I	I	I	X	X	B	I	X	X	X	I	I	B	X	X	X
Fluosilicic Acid 50%	I	I	I	I	A	A	A	I	I	I	B	I	A	I	A	X	X	I	I	A	I	I	I
Formaldehyde 40%	A	A	I	B	B	A	A	I	I	I	A	A	A	I	A	B	I	X	A	A	B	A	A
Formalin	A	A	I	A	B	A	A	I	I	I	A	A	A	I	A	B	I	I	I	A	A	A	A
Formic Acid	X	A	A	X	B	X	A	I	I	I	A	B	A	A	B	I	X	X	A	A	X	X	A
Freon® 12	B	X	I	B	X	X	X	B	B	X	A	B	A	I	A	I	I	I	I	A	B	B	X
Freon® 22	X	I	I	X	X	X	X	X	X	X	A	B	A	I	A	I	I	I	I	A	X	X	I
Fuel A (ASTM)	A	X	I	A	X	X	X	B	A	I	B	B	A	I	A	A	A	I	I	A	A	A	X
Fuel B (ASTM)	A	X	I	A	X	X	X	B	A	X	B	B	A	I	I	I	I	I	I	A	A	A	X
Fuel Oil	A	X	X	A	X	X	X	B	A	X	A	B	A	I	A	A	I	A	X	A	A	A	X
Furfural	X	B	X	X	I	I	A	X	X	X	A	A	A	A	A	X	A	X	A	X	X	B	
Furfuryl Alcohol	I	I	X	X	I	I	X	I	I	I	A	A	A	I	A	A	I	I	I	A	X	I	I
Gallic Acid	I	B	A	I	A	I	B	I	I	I	A	I	A	A	B	I	I	A	I	A	I	I	B
Gasoline	A	X	I	A	X	X	X	X	X	X	B	B	A	A	A	I	I	A	X	A	A	A	X
Glacial Acetic Acid	X	A	I	X	X	X	B	B	X	I	A	A	A	I	A	B	X	I	I	A	X	X	A
Gluconic Acid	X	I	X	I	X	B	X	I	I	I	A	A	A	I	X	X	A	I	I	A	I	X	I
Glycerin	A	A	I	A	A	A	A	A	A	B	A	B	A	I	A	A	A	A	A	A	A	A	A
Glyphosate	I	A	I	I	I	I	I	I	I	I	A	I	I	I	I	I	I	I	I	I	I	I	A
Graffinite	A	X	I	X	X	X	X	I	I	I	I	X	I	I	I	I	I	I	I	I	X	A	X
Grease	A	X	X	A	X	X	X	A	A	B	A	B	A	A	A	A	A	I	A	A	A	A	X
Green Sulfate Liquor	A	A	A	I	A	A	A	I	I	I	A	A	A	I	A	X	X	I	I	A	A	A	A
Heptanal	X	I	I	X	X	X	X	I	I	I	A	A	A	I	I	I	I	I	I	A	X	X	I
Heptane	A	X	X	A	X	X	X	A	A	X	A	B	A	I	A	A	I	A	X	A	A	A	X
Heptane Carboxylic Acid	X	I	X	A	X	B	X	I	I	I	A	A	A	I	I	I	I	I	I	A	A	X	I
Hexaldehyde	X	X	X	X	X	X	X	I	I	I	A	A	A	I	A	I	A	I	I	A	X	X	X
Hexane	A	X	X	A	X	X	X	A	A	X	B	B	A	A	A	A	A	A	X	A	A	A	X
Hexanol	A	A	I	B	A	A	A	A	B	B	A	A	A	I	A	I	I	I	I	A	B	A	A
Hexyl Methyl Ketone	X	I	X	X	X	X	B	X	I	I	A	A	A	I	I	I	I	I	I	A	X	X	I
Hexyl-Alcohol	A	X	I	B	A	A	A	I	I	I	A	A	A	I	A	I	I	I	I	A	B	A	X
Hexylamine	X	I	B	X	X	B	I	I	I	I	A	A	A	I	I	I	I	I	I	A	X	X	I
Hexylene	A	X	X	A	X	X	X	I	I	I	X	X	A	I	I	I	I	I	I	A	A	A	X

BECAUSE WE CONTINUALLY EXAMINE WAYS TO IMPROVE OUR PRODUCTS, WE RESERVE THE RIGHT TO ALTER SPECIFICATIONS WITHOUT NOTICE.

CHEMICAL RESISTANCE GUIDE @ 20°C/70°F																							
RATING DEFINITIONS A = CONTINUOUS SERVICE B = INTERMITTENT USE I = INSUFFICIENT DATA X = DO NOT USE																							
CHEMICAL RESISTANCE GUIDE	HOSE MATERIAL												COUPLING MATERIAL					GASKET MATERIAL					
	NITRILE	EPDM	SBR	VITON	NATURAL	HYALON	BUTYL	PVC	TPU	TPR	UHMWPE	XLPE	TEFLON	304SS	316SS	ALUMINUM	BRASS	NYLON	POLYPROPYLENE	TEFLON	VITON	BUNA	EPDM
Hexylene Glycol	A	I	A	A	A	A	A	B	I	I	A	A	A	I	A	B	A	I	I	A	A	A	I
Hi-Tri	X	X	I	A	X	X	X	I	I	I	A	A	A	I	I	I	I	I	I	A	A	X	X
Hydrobromic Acid (37%)	X	A	I	I	A	A	A	I	I	I	B	I	A	I	X	X	X	X	A	A	I	X	A
Hydrochloric Acid (38%)	X	B	I	X	B	X	A	I	I	I	A	A	A	I	X	X	X	I	I		X	X	B
Hydrochloric Acid 38% Fuming	X	B	I	I	B	X	A	I	I	I	I	A		I	X	X	X	I	I		I	X	B
Hydrofluoric Acid (10%)	X	I	I	I	X	A	A	I	I	I	A	A	A	I	A	X	X	I	I	A	I	X	I
Hydrofluosilicic Acid	I	A	I	I	A	A	B	B	B	I	B	I	A	X	A	X	X	I	I	A	I	I	A
Hydrogen Dioxide 10%	X	I	I	A	X	X	X	A	I	I	B	I	A	I	A	B	X	I	I	A	A	X	I
Hydrogen Dioxide over 10%	X	X	I	I	X	X	X	A	I	I	B	I		I	I	I	X	I	I		I	X	X
Hydrogen Gas	No Hose is Recommended For This Application																						
Hydrogen Peroxide 10% to 50%	X	I	I	A	X	X	X	I	I	I	B	I	A	I	I	B	I	X	A	A	A	X	I
Hydrogen Peroxide over 50%	X	X	I	X	X	X	X	I	I	I	X	X	A	I	A	I	X	I	I	A	X	X	X
Iodine	I	I	X	I	I	A	I	X	X	X	A	B	A	X	I	I	X	X	A	A	A	I	I
Iron Acetate	X	I	X	X	X	A	A	A	I	I	A	A	A	I	I	I	I	I	I	A	X	X	I
Iron Hydroxide	B	I	B	X	X	B	A	A	I	I	A	A	A	I	I	I	I	I	I	A	X	B	I
Iron Salts	A	A	A	A	A	A	A	A	I	B	A	A	A	I	I	I	I	I	I	A	A	A	A
Iron Sulfate	A	A	A	A	A	A	A	A	I	A	A	A	A	I	I	I	I	I	I	A	A	A	A
Iron Sulfide	A	A	A	A	A	A	A	A	I	I	A	A	A	I	I	I	I	I	I	A	A	A	A
Isoamyl Acetate	X	X	X	X	X	B	A	X	I	I	A	A	A	I	I	I	I	I	I	A	X	X	X
Isoamyl Alcohol	A	A	A	B	A	A	A	A	I	I	A	A	A	I	A	I	A	I	I	A	B	A	A
Isoamyl Bromide	X	X	X	B	X	X	X	X	X	I	B	B	A	I	I	I	I	I	I	A	B	X	X
Isoamyl Butyrate	X	I	X	X	X	X	X	X	I	I	B	B	A	I	I	I	I	I	I	A	X	X	I
Isoamyl Chloride	X	I	X	B	X	X	X	X	I	I	X	X	A	I	I	I	I	I	I	A	B	X	I
Isoamyl Ether	B	X	X	I	X	B	X	X	I	I	A	A	A	I	I	I	I	I	I	A	I	B	X
Isoamyl Phthalate	X	I	X	X	X	X	A	X	I	I	A	A	A	I	I	I	I	I	I	A	X	X	I
Isobutane	No Hose is Recommended For This Application																						
Isobutanol	A	A	I	B	A	A	A	A	I	A	A	A	A	I	A	I	I	I	I	A	B	A	A
Isobutyl Acetate	X	X	X	X	X	B	A	X	I	I	A	A	A	I	A	B	I	I	I	A	X	X	X
Isobutyl Alcohol	X	A	I	B	A	A	A	A	I	A	A	A	A	A	I	I	I	I	A	A	B	X	A
Isobutyl Aldehyde	X	I	X	X	X	X	B	I	I	I	A	A	A	I	I	I	I	I	I	A	X	X	I
Isobutyl Amine	X	I	B	X	X	X	B	I	I	I	A	A	A	I	I	I	I	I	I	A	X	X	I
Isobutyl Bromide	X	X	X	B	X	X	X	I	I	I	B	X	A	I	I	I	I	I	I	A	B	X	X
Isobutyl Carbinol	A	A	A	B	A	A	A	I	I	I	A	A	A	I	A	I	A	I	I	A	B	A	A
Isobutyl Chloride	X	X	X	B	X	X	X	I	I	I	B	X	A	I	I	I	I	I	I	A	B	X	X
Isobutyl Ether	X	X	X	I	X	B	X	I	I	I	A	A	A	I	I	I	I	I	I	A	I	X	X
Isobutylene	X	X	X	A	X	X	X	I	I	I	A	A	A	I	I	I	I	I	I	A	A	X	X
Isocetane	A	X	X	A	X	X	X	B	I	I	B	B	A	I	A	A	A	I	I	A	A	A	X
Isopentane	No Hose is Recommended For This Application																						
Isophorane	X	A	I	I	I	I	A	I	I	I	B	B	A	I	B	A	I	I	I	A	I	X	A
Isopropanol	A	A	I	B	A	A	A	A	I	A	A	A	A	I	A	I	I	I	I	A	B	A	A
Isopropanol Amine	B	I	I	X	B	X	A	I	I	I	A	A	A	I	I	I	I	I	I	A	X	B	I
Isopropyl Acetate	X	X	X	X	X	X	A	X	X	I	A	A	A	I	A	I	I	I	I	A	X	X	X
Isopropyl Alcohol	A	A	A	B	A	A	A	A	A	B	A	A	A	A	I	A	I	I	I	A	B	A	A
Isopropyl Amine	X	I	X	X	X	X	B	I	I	I	A	A	A	I	I	I	I	I	I	A	X	X	I
Isopropyl Benzene	X	X	X	A	X	X	X	X	I	X	A	A	A	I	I	I	I	I	I	A	A	X	X
Isopropyl Chloride	No Hose is Recommended For This Application																						
Isopropyl Ether	X	X	X	I	X	B	X	I	I	I	A	A	A	I	A	I	I	A	X	A	I	X	X
Isopropyl Toluene	X	X	X	A	X	X	X	I	I	I	A	A	A	I	I	I	I	I	I	A	A	X	X
Jet Fuels	Special Hose Required																						
Kerosene	B	X	X	A	X	X	X	B	X	X	A	A	T	A	A	A	I	X	X	T	A	B	X
Lauryl Alcohol	A	A	A	B	A	A	A	A	I	I	A	A	T	I	I	I	I	I	I	T	B	A	A
Lead Acetate	X	B	X	X	X	X	A	A	A	B	A	A	T	A	A	X	X	X	A	T	X	X	B
Lead Sulfate	A	A	A	A	A	A	A	X	I	I	A	A	T	I	A	X	X	I	I	T	A	A	A
Ligroin	A	X	X	A	X	X	X	I	I	I	A	A	T	I	A	A	I	I	I	T	A	A	X
Linseed Oil	A	B	X	A	X	B	A	A	X	A	I	T	A	A	I	A	A	A	T	A	A	A	B
Liquefied Natural Gas (LNG)																							
Liquefied Petroleum Gas (LPG)																							
Lubricating Oils	A	X	X	A	X	X	X	B	A	I	A	A	T	I	A	A	A	I	I	T	A	A	X
M.E.K.	X	X	I	X	X	X	X	X	X	X	A	A	T	I	X	X	X	X	A	X	T	X	X
Magnesium Acetate	X	I	X	X	X	A	A	A	I	I	A	A	T	I	I	I	I	I	I	T	X	X	I
Magnesium Chloride	A	A	A	A	A	A	A	A	A	A	A	A	T	A	A	X	I	X	A	T	A	A	A

BECAUSE WE CONTINUALLY EXAMINE WAYS TO IMPROVE OUR PRODUCTS, WE RESERVE THE RIGHT TO ALTER SPECIFICATIONS WITHOUT NOTICE.

CHEMICAL RESISTANCE GUIDE @ 20°C/70°F

RATING DEFINITIONS																				A = CONTINUOUS SERVICE					B = INTERMITTENT USE					I = INSUFFICIENT DATA					X = DO NOT USE				
CHEMICAL RESISTANCE GUIDE	HOSE MATERIAL												COUPLING MATERIAL					GASKET MATERIAL																					
	NITRILE	EPDM	SBR	VITON	NATURAL	HYPALON	BUTYL	PVC	TPU	TPR	UHMWPE	XLPE	TEFLON	304SS	316SS	ALUMINUM	BRASS	NYLON	POLYPROPYLENE	TEFLON	VITON	BUNA	EPDM																
Magnesium Hydrate	B	I	A	B	A	B	A	A	I	B	A	A	T	I	A	X	I	I	I	T	B	B	I																
Magnesium Hydroxide	B	A	A	B	A	B	A	A	A	A	A	A	T	A	A	X	I	X	A	T	B	B	A																
Magnesium Sulfate	A	B	A	A	A	A	A	A	A	A	A	A	T	A	A	I	I	X	A	T	A	A	B																
Maleic Acid	X	I	X	I	X	X	X	I	I	I	A	B	T	A	A	B	X	X	A	T	I	X	I																
Malic Acid	I	I	A	I	A	A	I	A	B	B	B	I	T	A	A	B	X	A	I	T	I	I	I																
Manganese Sulfate	A	A	A	A	X	A	A	A	I	I	A	A	T	I	A	I	I	I	I	T	A	A	A																
Manganese Sulfide	A	A	A	A	X	A	A	A	I	I	A	A	T	I	I	I	I	I	I	T	A	A	A																
Manganese Sulfite	A	A	A	A	X	A	A	A	I	I	A	A	T	I	I	I	I	I	I	T	A	A	A																
Mesityl Oxide	X	X	I	X	X	X	B	I	I	I	A	A	T	I	A	I	I	I	I	T	X	X	X																
Methyl Alcohol	A	A	I	B	A	A	A	A	I	I	A	A	T	I	I	I	I	I	I	T	B	A	A																
Methanol	A	A	I	X	A	A	A	A	A	A	A	A	T	A	A	I	I	A	A	T	X	A	A																
Methyl (Wood) Alcohol	A	A	I	X	A	A	A	B	B	A	A	A	T	I	A	I	I	I	I	T	X	A	A																
Methyl Acetate	X	A	X	X	X	B	A	X	X	X	A	A	T	I	A	I	I	I	I	T	X	X	A																
Methyl Acetoacetate	X	I	I	X	X	X	B	X	I	I	A	A	A	I	I	I	I	I	I	A	X	X	I																
Methyl Acetone	No Hose is Recommended For This Application																																						
Methyl Amyl Acetate	X	X	I	X	X	B	A	X	X	B	A	A	I	I	I	I	I	I	I	A	X	X	X																
Methyl Amyl Alcohol	A	A	I	B	A	A	A	A	I	I	A	A	A	I	I	I	I	I	I	A	B	A	A																
Methyl Amyl Carbinol	A	A	I	B	A	A	A	I	I	I	A	A	A	I	I	I	I	I	I	A	B	A	A																
Methyl Amyl Ketone	X	I	I	X	X	X	B	X	I	I	A	A	A	I	I	I	I	I	I	A	X	X	I																
Methyl Benzene	X	X	I	A	X	X	X	X	I	X	A	A	A	I	A	A	A	I	I	A	X	X	X																
Methyl Butanol	A	I	I	B	A	A	A	B	I	X	A	A	A	I	A	I	A	I	I	A	B	A	I																
Methyl Butanone	X	B	I	X	X	X	B	I	I	I	A	A	A	I	I	I	I	I	I	A	X	X	B																
Methyl Butyl Ketone	X	I	X	X	X	X	B	X	I	I	A	A	A	I	A	B	I	I	I	A	X	X	I																
Methyl Carbitol	X	I	I	I	X	A	A	I	I	I	A	A	A	I	I	I	I	I	I	A	I	X	I																
Methyl Cellosolve	X	A	X	I	X	A	A	B	I	I	A	A	A	I	A	B	A	I	A	A	I	X	A																
Methyl Chloride	No Hose is Recommended For This Application																																						
Methyl Cyclohexane	X	X	X	B	X	X	X	I	I	I	A	B	A	I	I	I	I	I	I	A	B	X	X																
Methyl Ethyl Ketone (M.E.K.)	X	X	I	X	X	X	X	I	I	I	A	A	A	I	X	X	X	A	X	A	X	X	X																
Methyl Hexanol	A	A	A	A	B	A	A	I	I	I	A	A	A	I	I	I	I	I	I	A	A	A	A																
Methyl Hexanone	X	I	I	X	X	X	B	I	I	I	A	A	A	I	I	I	I	I	I	A	X	X	I																
Methyl Hexyl Ketone	X	I	X	X	X	X	B	X	I	I	A	A	A	I	I	I	I	I	I	A	X	X	I																
Methyl Isobutyl Carbinol	A	A	B	B	A	A	A	I	I	I	A	A	A	I	B	I	I	I	I	A	B	A	A																
Methyl Isobutyl Ketone (MIBK)	X	X	X	X	X	X	X	I	I	I	A	A	A	I	X	X	X	A	X	A	X	X	X																
Methyl Isopropyl Ketone	X	B	X	X	X	X	B	X	I	I	A	A	A	I	A	I	I	A	I	A	X	X	B																
Methyl Normal Amyl Ketone	X	I	I	X	X	X	B	X	I	I	A	A	A	I	I	I	I	I	I	A	X	X	I																
Methyl Propyl Carbinol	A	A	I	B	A	A	A	I	I	I	A	A	A	I	I	I	I	I	I	A	B	A	A																
Methyl Propyl Ether	X	X	X	I	X	B	X	I	I	I	A	A	A	I	I	I	I	I	I	A	I	X	X																
Methyl Propyl Ketone	X	I	X	X	X	X	B	X	I	I	A	A	A	I	I	I	I	I	I	A	X	X	I																
MTBE 100% Concentrate	X	X	I	X	X	X	X	I	I	I	X	A	I	I	I	I	I	I	I	I	X	X	X																
Methylallyl Acetate	X	A	I	X	X	B	A	X	I	I	A	A	A	I	I	I	I	I	I	A	X	X	A																
Methylallyl Chloride	X	I	I	X	X	X	X	X	X	X	A	B	A	I	I	I	I	I	I	A	X	X	I																
Methyldiethanolamine	A	X	I	X	X	X	X	I	I	I	A	A	A	I	I	I	I	I	I	A	X	A	X																
Methylene Bromide	X	X	X	B	X	X	X	X	X	I	B	B	A	I	I	I	I	I	I	A	B	X	X																
Methylene Chloride	No Hose is Recommended For This Application																																						
Metribuzin	I	A	I	I	I	I	I	I	I	I	A	I	A	I	I	I	I	I	I	A	I	I	A																
MIBK	X	X	I	X	X	X	X	X	I	X	A	A	A	I	X	X	X	X	A	X	X	X	X																
Mineral Spirits	A	X	X	B	X	X	X	B	I	I	A	A	A	I	A	A	I	I	I	A	B	A	X																
Monochloroacetic Acid	X	X	I	I	B	X	X	I	I	I	A	A	A	I	A	X	X	I	I	A	I	X	X																
Monochlorobenzene	X	X	X	A	X	X	X	X	X	X	B	B	A	I	A	B	B	I	I	A	A	X	X																
Monochlorodifluoromethane	X	I	X	X	X	X	X	I	I	I	I	I	A	I	A	I	I	I	I	A	X	X	I																
Monoethanol Amine	B	B	I	I	B	X	A	I	I	I	A	A	A	I	A	B	I	I	I	A	I	B	B																
Monoethyl Amine	No Hose is Recommended For This Application																																						
Muriatic Acid	X	X	I	I	A	X	X	I	I	I	A	A	A	I	X	X	X	X	A	A	I	X	X																
N/Methylpyrrolidone	X	X	I	X	X	X	X	I	I	I	A	A	A	I	I	I	I	I	I	A	X	X	X																
Naphtha	A	X	X	A	X	X	X	B	B	X	A	A	A	I	A	I	I	I	I	A	A	A	X																
Naphthalene	X	X	I	A	X	X	X	X	B	X	A	A	A	I	A	B	I	A	A	A	A	X	X																
Natural Gas	No Hose is Recommended For This Application																																						
Neohexane	A	X	I	A	X	X	X	I	I	I	A	A	A	I	A	A	I	I	I	A	A	A	X																
Neu-Tri	X	X	I	A	X	X	X	I	I	I	A	A	A	I	I	I	I	I	I	A	A	X	X																
Nickel Chloride	A	A	A	A	A	A	A	A	A	B	A	A	A	A	B	X	X	X	A	A	A	A	A																
Nickel Nitrate	A	A	A	A	A	A	A	A	A	B	A	A	A	I	B	X	X	I	I	A	A	A	A																

BECAUSE WE CONTINUALLY EXAMINE WAYS TO IMPROVE OUR PRODUCTS, WE RESERVE THE RIGHT TO ALTER SPECIFICATIONS WITHOUT NOTICE.

CHEMICAL RESISTANCE GUIDE @ 20°C/70°F																							
RATING DEFINITIONS A = CONTINUOUS SERVICE B = INTERMITTENT USE I = INSUFFICIENT DATA X = DO NOT USE																							
CHEMICAL RESISTANCE GUIDE	HOSE MATERIAL												COUPLING MATERIAL					GASKET MATERIAL					
	NITRILE	EPDM	SBR	VITON	NATURAL	HYALON	BUTYL	PVC	TPU	TPR	UHMWPE	XLPE	TEFLON	304SS	316SS	ALUMINUM	BRASS	NYLON	POLYPROPYLENE	TEFLON	VITON	BUNA	EPDM
Nickel Sulfate	A	A	A	A	A	A	A	A	A	A	A	A	A	A	A	X	X	X	A	A	A	A	A
Nitric Acid 25%	X	X	I	X	X	X	B	I	I	I	B	B	A	I	A	X	X	I	I	A	X	X	X
Nitric Acid 37%	X	X	I	X	X	X	X	I	I	I	X	X	A	I	A	X	X	I	I	A	X	X	X
Nitric Acid 40%-60%	X	X	I	X	X	X	X	I	I	I	X	X	A	I	A	X	X	I	I	A	X	X	X
Nitric Acid 70%	X	X	I	X	X	X	X	I	I	I	X	X	A	I	B	X	X	I	I	A	X	X	X
Nitro Benzene	X	X	I	B	X	X	X	X	X	X	A	A	A	I	A	B	X	A	A	A	B	X	X
Nitrogen Gas	A	A	A	A	A	A	A	A	A	A	A	A	A	I	A	I	I	I	I	A	A	A	A
Nitrous Oxide	A	A	A	A	A	A	A	A	A	B	A	A	A	I	A	I	I	I	I	A	A	A	A
Nonenes	A	X	I	A	X	X	X	I	I	I	A	A	A	I	I	I	I	I	I	A	A	A	X
Octadecanoic Acid	A	B	X	I	X	X	B	I	I	I	A	A	A	I	A	B	A	I	I	A	I	A	B
Octane	A	X	X	A	X	X	X	I	I	I	B	B	A	I	B	I	B	I	I	A	A	A	X
Octanol	A	X	I	B	A	A	A	A	I	B	A	A	A	I	A	I	I	I	I	A	B	A	X
Octyl Acetate	X	I	X	X	X	A	A	X	I	I	A	A	A	I	I	I	I	I	I	A	X	X	I
Octyl Alcohol	A	X	I	B	A	A	A	I	I	I	A	A	A	A	A	I	I	A	I	A	B	A	X
Octyl Aldehyde	X	I	I	X	X	X	X	I	I	I	A	A	A	I	I	I	I	I	I	A	X	X	I
Octyl Amine	X	I	B	X	X	X	B	I	I	I	A	A	A	I	I	I	I	I	I	A	X	X	I
Octyl Carbinol	A	A	A	B	A	A	A	A	I	I	A	A	A	I	I	I	I	I	I	A	B	A	A
Octylene Glycol	A	A	A	A	A	A	A	I	I	I	A	A	A	I	I	I	I	I	I	A	A	A	A
Oil Petroleum	A	X	I	A	X	X	X	B	A	I	B	A	A	I	A	A	X	I	I	A	A	A	X
Oleic Acid	A	X	X	I	X	X	B	B	B	B	A	A	A	A	B	X	A	X	A	I	A	A	X
Oleum	X	X	I	X	X	X	X	X	X	X	X	X	X	X	X	X	X	X	X	A	X	X	X
Organic Fatty Acids	A	X	I	X	X	X	X	I	I	I	A	A	A	I	A	I	I	I	I	A	X	A	X
Orthodichlorobenzene	X	X	X	A	X	X	X	X	I	I	A	A	A	I	I	I	I	I	I	A	A	X	X
Orthodichlorobenzol	X	X	I	A	X	X	X	X	I	I	A	A	A	I	I	I	I	I	I	A	A	X	X
Orthoxylene	X	X	I	A	X	X	X	I	I	I	B	A	A	I	I	I	I	I	I	A	A	X	X
Oxalic Acid	X	B	B	I	X	X	A	A	A	A	A	I	A	I	A	B	X	X	A	A	I	X	B
Oxygen	No Hose is Recommended For This Application																						
Ozone	X	A	B	I	X	B	B	B	B	B	A	I	A	I	I	I	I	I	I	A	I	X	A
Palmitic Acid	A	B	X	I	X	B	A	B	B	B	A	B	A	I	A	I	X	X	A	A	I	A	B
Papermakers Alum	A	A	I	A	A	A	A	A	I	I	A	A	A	I	I	I	I	I	I	A	A	A	A
Paradichlorobenzol	X	X	I	A	X	X	X	X	I	I	B	A	A	I	I	I	I	I	I	A	A	X	X
Paraffin	A	X	X	A	X	X	B	A	B	I	A	X	A	A	A	A	A	A	A	A	A	A	X
Paraldehyde	X	B	I	X	X	X	B	I	I	I	A	A	A	I	A	A	I	I	I	A	X	X	B
Paraxylene	X	X	I	A	X	X	X	X	I	I	A	A	A	I	I	I	I	I	I	A	A	X	X
Pelargonic Acid	A	I	I	I	X	X	A	I	I	I	A	A	A	I	I	I	I	I	I	A	I	A	I
Pentachloroethane	X	X	I	A	X	X	X	I	I	I	A	A	A	I	A	B	X	I	I	A	A	X	X
Pentane	No Hose is Recommended For This Application																						
Pentanol	A	A	I	B	A	A	A	A	I	I	A	A	A	I	I	I	I	I	I	A	B	A	A
Pentanone	X	I	I	X	X	X	B	I	I	I	A	A	A	I	I	I	I	I	I	A	X	X	I
Perchloroethylene	X	X	X	A	X	X	X	X	X	X	B	A	A	A	A	B	X	X	X	A	A	X	X
Petroleum - Crude	A	X	I	A	X	X	X	B	A	X	A	A	A	I	A	A	X	I	I	A	A	A	X
Petroleum Ether (Ligroin)	A	X	I	A	X	X	X	B	A	X	A	A	A	I	A	A	X	I	I	A	A	A	X
Petroleum Oils	A	X	X	A	X	X	X	B	A	X	A	A	A	I	A	A	X	I	I	A	A	A	X
Phenol	X	X	B	A	X	X	A	X	X	X	A	A	A	I	A	B	B	I	I	A	A	X	X
Phenolsulfonic Acid	X	I	X	X	X	X	X	X	I	I	X	B	A	I	B	I	I	I	I	A	X	X	I
Phenyl Chloride	X	X	X	A	X	X	X	I	I	X	A	A	A	I	A	B	I	I	I	A	A	X	X
Phosphoric Acid 10%	A	A	I	X	A	A	A	A	A	A	A	A	A	I	A	X	X	X	A	A	X	A	A
Phosphoric Acid 10-85%	X	A	I	X	B	A	A	I	I	I	A	A	A	I	A	X	I	X	A	A	X	X	A
Pine Oil	X	X	X	A	X	X	X	I	I	I	A	A	A	A	A	I	X	I	I	A	A	X	X
Pinene	B	X	X	A	X	X	X	I	I	I	A	A	A	I	B	I	I	I	I	A	A	B	X
Polyethylene Glycol	A	A	A	A	A	A	A	B	B	B	A	A	A	I	I	I	I	I	I	A	A	A	A
Polypropylene Glycol	A	A	A	A	A	A	A	B	B	B	A	A	A	I	I	I	I	I	A	A	A	A	A
Potassium Acetate	X	B	X	X	X	B	A	A	I	B	A	A	A	I	A	X	X	A	A	A	X	X	B
Potassium Bisulfate	A	A	A	A	A	A	A	A	A	B	A	A	A	I	A	I	X	I	I	A	A	A	A
Potassium Bisulfite	A	A	A	A	A	A	A	A	A	B	A	A	A	I	I	I	I	I	I	A	A	A	A
Potassium Carbonate	A	A	A	A	A	A	A	A	A	A	A	A	A	A	A	X	X	A	A	A	A	A	A
Potassium Chloride	A	A	A	A	A	A	A	A	A	A	A	A	A	A	A	X	X	A	A	A	A	A	A
Potassium Chromate	I	I	X	I	I	X	A	A	A	B	B	B	B	A	I	B	I	X	A	A	I	I	I
Potassium Dichromate	I	I	X	I	I	X	A	A	A	B	B	B	B	A	A	B	X	X	A	A	I	I	I
Potassium Hydrate	B	B	A	X	A	B	A	A	I	B	A	A	A	I	A	X	I	I	I	A	X	B	B
Potassium Hydroxide	B	B	A	X	A	B	A	A	B	B	B	A	A	I	A	X	X	X	A	A	X	B	B

BECAUSE WE CONTINUALLY EXAMINE WAYS TO IMPROVE OUR PRODUCTS, WE RESERVE THE RIGHT TO ALTER SPECIFICATIONS WITHOUT NOTICE.

CHEMICAL RESISTANCE GUIDE @ 20°C/70°F

RATING DEFINITIONS A = CONTINUOUS SERVICE B = INTERMITTENT USE I = INSUFFICIENT DATA X = DO NOT USE

CHEMICAL RESISTANCE GUIDE	HOSE MATERIAL												COUPLING MATERIAL					GASKET MATERIAL					
	NITRILE	EPDM	SBR	VITON	NATURAL	HYPALON	BUTYL	PVC	TPU	TPR	UHMWPE	XLPE	TEFLON	304SS	316SS	ALUMINIUM	BRASS	NYLON	POLYPROPYLENE	TEFLON	VITON	BUNA	EPDM
Potassium Nitrate	A	A	A	A	A	A	A	A	B	A	A	A	A	A	B	A	X	A	A	A	A	A	A
Potassium Permanganate	B	I	X	A	A	A	A	I	I	I	A	A	A	A	A	I	I	X	A	A	A	B	I
Potassium Silicate	A	A	A	A	A	A	A	A	I	B	A	A	A	I	A	I	I	I	A	A	A	A	A
Potassium Sulfate	A	A	A	A	A	A	A	A	A	B	A	A	A	A	A	B	A	A	A	A	A	A	A
Potassium Sulfide	A	A	A	A	A	A	A	A	A	B	A	A	A	A	A	X	X	I	I	A	A	A	A
Potassium Sulfite	A	A	A	A	A	A	A	A	A	B	A	A	A	I	A	I	X	I	I	A	A	A	A
Propane Gas										N/R							A	X	X				
Propanediol	A	A	A	A	A	A	A	A	I	B	A	A	A	I	I	I	I	I	I	A	A	A	A
Propanol	A	A	I	B	A	A	A	A	I	B	A	A	A	I	A	I	I	I	I	A	B	A	A
Propyl Acetate	X	X	X	X	X	B	A	X	I	I	A	A	A	I	A	I	I	I	I	A	X	X	X
Propyl Alcohol	A	A	I	B	A	A	A	A	A	B	A	A	A	A	A	I	I	A	A	A	B	A	A
Propyl Aldehyde	X	I	X	X	X	X	B	I	I	I	A	A	A	I	I	I	I	I	I	A	X	X	I
Propyl Chloride	No Hose is Recommended For This Application																						
Propylene Diamine	B	I	A	I	B	X	A	I	I	I	A	A	A	I	I	I	I	I	I	A	I	B	I
Propylene Dichloride	X	X	X	B	X	X	X	X	X	B	B	A	I	A	X	I	I	I	I	A	B	X	X
Propylene Glycol	A	A	A	A	A	A	A	I	A	A	A	A	A	A	I	I	A	A	I	A	A	A	A
Propylene Tetramer	A	X	I	X	X	X	X	I	I	I	A	A	A	I	I	I	I	I	I	I	X	A	X
Sea Water	A	A	I	A	A	A	A	A	A	A	A	A	A	A	A	I	X	A	A	A	A	A	A
Sewage	A	A	B	I	X	A	X	I	I	I	A	A	A	I	A	X	I	I	I	A	I	A	A
Silicate of Soda	A	A	I	A	A	A	A	B	I	A	A	A	A	I	A	X	X	I	I	A	A	A	A
Soap	A	X	I	X	X	X	X	I	I	I	A	X	A	I	A	X	X	A	A	A	X	A	X
Soda Ash	A	A	I	A	A	A	A	A	A	A	A	A	A	I	A	X	I	I	I	A	A	A	A
Soda, Caustic	B	A	A	X	A	B	A	B	A	A	A	A	A	I	A	X	X	I	I	A	X	B	A
Soda, Lime	B	A	A	X	A	B	A	B	I	I	A	A	A	I	I	I	I	I	I	A	X	B	A
Soda, Niter	A	B	I	A	A	A	A	B	I	A	A	A	A	I	A	B	I	I	I	A	A	A	B
Sodium Acetate	X	B	X	X	X	A	A	B	A	B	A	B	A	A	I	A	A	A	A	A	X	X	B
Sodium Aluminate	A	A	A	A	A	A	A	A	I	B	A	A	A	I	A	I	I	A	I	A	A	A	A
Sodium Bisulfate	A	A	A	A	A	A	A	A	A	A	A	A	A	A	A	X	X	X	A	A	A	A	A
Sodium Bisulfite	A	A	A	A	A	A	A	A	I	A	A	A	A	I	A	X	X	I	I	A	A	A	A
Sodium Carbonate	A	A	A	A	A	A	A	A	A	A	A	A	A	I	A	X	I	A	A	A	A	A	A
Sodium Chloride (Brine)	A	A	I	A	A	A	A	A	A	A	A	A	A	I	A	X	I	I	I	A	A	A	A
Sodium Chromate	I	I	X	I	I	X	A	A	I	I	X	X	A	A	A	A	A	A	A	A	I	I	I
Sodium Dichromate	I	A	X	I	I	X	A	A	A	B	A	A	A	I	A	I	X	X	A	A	I	I	A
Sodium Hydrate	B	A	I	X	A	B	A	A	I	I	A	A	A	I	B	X	X	I	I	A	X	B	A
Sodium Hydrochlorite (20%)	X	I	I	B	X	X	B	I	I	I	A	B	A	I	I	I	I	I	I	A	B	X	I
Sodium Hydrosulfide	A	X	I	X	X	X	X	I	I	I	A	A	A	I	I	B	I	I	I	A	X	A	X
Sodium Hydroxide (50%)	B	A	I	X	A	B	A	I	I	I	A	A	A	I	A	X	X	X	A	A	X	B	A
Sodium Hypochlorite	X	A	X	B	X	X	B	A	A	A	B	X	A	I	X	X	X	X	A	A	B	X	A
Sodium Nitrate	A	B	A	A	A	A	A	A	A	A	A	A	A	A	A	B	I	A	A	A	A	A	B
Sodium Silicate	A	A	A	A	A	A	A	A	A	A	A	A	A	A	A	X	X	A	A	A	A	A	A
Sodium Sulfate	A	A	A	A	A	A	A	A	A	A	A	A	A	A	A	B	X	A	A	A	A	A	A
Sodium Sulfide	A	A	A	A	A	A	A	A	A	A	A	A	A	A	B	A	X	X	A	A	A	A	A
Sodium Sulfite	A	B	A	A	A	A	A	A	A	A	A	A	A	I	A	I	I	I	I	A	A	A	B
Sodium Sulphhydrate	A	X	I	X	X	X	X	I	I	I	A	A	A	I	I	I	I	I	I	A	X	A	X
Sodium Thiosulfate	A	A	A	A	A	A	A	A	A	A	A	A	A	I	A	I	X	A	A	A	A	A	A
Stannic Chloride	A	A	A	I	A	A	A	A	A	B	A	A	A	A	X	X	X	X	A	A	I	A	A
Stannic Sulfide	A	A	A	I	A	A	A	A	I	I	A	A	A	I	I	I	I	I	I	A	I	A	A
Stannous Chloride	A	B	A	I	A	A	A	A	I	I	A	A	A	X	A	X	X	X	A	I	A	B	
Stannous Sulfide	A	A	A	I	A	A	A	A	I	I	A	A	A	I	I	I	I	I	I	A	I	A	A
Stearic Acid	A	B	X	I	X	X	B	A	A	A	A	A	A	A	B	A	A	A	A	A	I	A	B
Stoddards Solvent	A	X	X	A	X	X	X	I	I	I	A	A	A	I	A	A	I	X	A	A	A	A	X
Styrene	X	X	X	A	X	X	X	I	I	I	B	X	A	A	A	I	I	I	I	A	A	X	X
Sulfamic Acid (>10%)	B	I	I	I	B	B	A	I	I	I	X	I	A	I	I	I	I	I	I	A	I	B	I
Sulfuric Acid	X	I	X	X	X	X	B	I	I	B	B	A	I	I	I	I	I	I	I	A	X	X	I
Sulfur Dioxide (Liquid)	I	I	I	X	I	B	B	X	X	X	B	X	A	I	A	I	I	I	I	A	X	I	I
Sulfuric Acid 25%	X	A	I	I	B	B	A	A	A	A	A	A	A	I	I	X	X	I	I	A	I	X	A
Sulfuric Acid 93%	X	B	I	B	X	B	X	I	I	I	X	A	A	I	I	X	X	I	I	A	B	X	B
Sulfuric Acid 93-98%	X	X	I	B	X	X	X	I	I	I	X	I	A	I	I	X	X	I	I	A	B	X	X
Sulfuric Acid Fuming	X	X	I	X	X	X	X	X	X	X	X	X	A	I	I	X	X	I	I	A	X	X	X
Sulfurous Acid 10%	X	A	I	I	A	A	A	B	B	A	A	A	A	I	I	X	X	I	I	A	I	X	A
Sulfurous Acid 10-75%	X	A	I	I	A	A	A	X	X	X	A	A	A	I	I	I	X	X	I	I	I	X	A

BECAUSE WE CONTINUALLY EXAMINE WAYS TO IMPROVE OUR PRODUCTS, WE RESERVE THE RIGHT TO ALTER SPECIFICATIONS WITHOUT NOTICE.

CHEMICAL RESISTANCE GUIDE @ 20°C/70°F																							
RATING DEFINITIONS		A = CONTINUOUS SERVICE					B = INTERMITTENT USE					I = INSUFFICIENT DATA					X = DO NOT USE						
CHEMICAL RESISTANCE GUIDE	HOSE MATERIAL												COUPLING MATERIAL					GASKET MATERIAL					
	NITRILE	EPDM	SBR	VITON	NATURAL	HYPALON	BUTYL	PVC	TPU	TPR	UHMWPE	XLPE	TEFLON	304SS	316SS	ALUMINUM	BRASS	NYLON	POLYPROPYLENE	TEFLON	VITON	BUNA	EPDM
Sulphonate	A	X	I	X	X	X	I	I	I	I	X	A	I	I	I	I	I	I	A	X	A	X	
Tall Oil	A	X	X	A	X	X	X	I	I	I	A	I	A	I	A	X	X	I	I	A	A	A	X
Tallow	A	X	X	I	X	X	X	I	I	I	A	I	A	A	A	I	A	A	I	A	I	A	X
Tannic Acid	B	X	A	I	A	A	A	B	B	A	A	I	A	A	A	X	I	X	A	A	I	B	X
Tar	Special Hose Required																						
Tartaric Acid	A	A	A	I	A	A	A	A	A	A	A	A	A	A	A	I	A	A	A	A	I	A	A
Tergitol	I	I	I	I	I	I	I	I	I	X	I	A	I	I	I	I	I	I	A	I	I	I	I
Tertiary Butyl Alcohol	A	A	A	B	A	A	A	B	B	I	A	A	A	I	I	I	I	I	A	B	A	A	A
Tetrachlorobenzene	X	X	X	B	X	X	X	X	I	I	B	B	A	I	I	I	I	I	A	B	X	X	X
Tetrachloroethane	X	X	X	A	X	X	X	X	I	X	A	X	A	I	A	X	X	I	I	A	A	X	X
Tetrachloroethylene	X	X	X	A	X	X	X	X	I	X	A	A	A	I	A	B	X	I	I	A	A	X	X
Tetrachloromethane	X	X	X	A	X	X	X	X	I	X	A	X	A	I	A	I	I	I	A	A	X	X	X
Tetrachloronaphthalene	X	X	I	B	X	X	X	X	I	X	B	X	A	I	I	I	I	I	A	B	X	X	X
Tetrachloronaphthalene	X	X	I	B	X	X	X	X	I	X	B	X	A	I	I	I	I	I	A	B	X	X	X
Tetradecanol	A	A	I	B	A	A	A	I	I	I	A	A	A	I	I	I	I	I	A	B	A	A	A
Tetraethylene Glycol	A	A	A	A	A	A	A	B	I	I	A	A	A	I	I	I	I	I	A	A	A	A	A
Tetraethylene Lead	X	X	I	A	X	X	X	I	I	I	X	X	A	I	I	I	I	I	A	A	X	X	X
Tetrahydrofuran	X	X	I	X	X	X	X	X	X	X	B	B	A	A	A	B	X	A	X	A	X	X	X
THF	X	X	I	X	X	X	X	X	I	X	B	B	A	I	A	B	X	I	I	A	X	X	X
Thionyl Chloride	I	I	X	I	I	I	I	I	I	X	I	A	I	X	X	X	X	I	A	I	I	I	I
Tin Chloride	A	A	A	I	A	A	A	B	B	B	A	A	A	I	X	X	X	I	I	A	I	A	A
Tin Tetrachloride	A	A	A	I	A	A	A	B	B	B	B	A	A	I	X	X	X	I	I	A	I	A	A
Titanium Tetrachloride	B	X	X	A	X	X	X	I	I	I	B	A	A	I	B	X	X	I	I	A	A	B	X
Toluene	X	X	I	A	X	X	X	X	X	X	A	B	A	I	A	A	A	X	A	A	X	X	X
Toluidine	I	I	I	I	I	I	I	X	I	I	X	I	A	I	I	I	I	I	A	I	I	I	I
Toluol	X	X	I	A	X	X	X	X	X	X	A	A	A	I	A	A	A	I	I	A	A	X	X
Transformer Oil	I	I	I	I	I	I	I	I	I	X	I	A	I	A	I	I	I	I	A	I	I	I	I
Transmission Oil "A"	A	X	I	A	X	X	X	B	A	I	B	I	A	I	A	A	A	I	I	A	A	A	X
Tributoxy Ethylsulphate	X	A	I	A	X	X	A	I	I	I	I	X	I	I	I	I	I	I	I	A	X	A	A
Tributyl Amine	B	I	A	I	B	X	A	I	I	I	A	A	A	I	I	I	I	I	A	I	B	I	I
Tributyl Phosphate	X	X	X	X	X	X	A	X	X	X	A	A	A	I	A	I	X	I	I	A	X	X	X
Trichlorobenzene	X	X	X	B	X	X	X	X	X	X	B	B	A	I	I	A	I	I	A	B	X	X	X
Trichloroethane	X	X	X	A	X	X	X	X	I	X	A	X	A	I	A	I	I	I	A	A	X	X	X
Trichloroethylene	X	X	X	A	X	X	X	I	I	I	X	X	A	I	A	I	A	I	A	X	A	X	X
Trichloropropane	X	X	X	A	X	X	X	I	I	X	A	A	A	I	A	X	I	I	I	A	A	X	X
Tricresylphosphate	X	A	I	A	X	X	A	I	I	I	A	A	A	I	A	X	I	I	I	A	A	X	A
Tridecanol	A	A	I	B	A	A	A	I	I	I	A	A	A	I	I	I	I	I	A	B	A	A	A
Triethanolamine	B	A	I	X	B	X	A	B	B	I	A	A	A	I	A	I	X	A	X	A	X	B	A
Triethylamine	B	I	A	I	B	X	A	I	I	I	A	A	A	I	A	I	I	A	X	A	I	B	I
Triethylene Glycol	A	I	A	I	A	A	A	B	I	B	A	A	A	I	A	A	I	I	A	I	A	I	I
Trifuralin (Trefalin)	X	X	I	A	X	X	X	I	I	I	A	A	A	I	I	I	I	I	A	A	X	X	X
Triphenyl Phosphate	X	I	X	I	X	X	A	X	B	I	A	A	A	I	A	I	I	I	A	I	X	I	I
Tripolyphosphate	I	I	I	I	I	I	I	I	I	I	X	I	A	I	I	I	I	I	A	I	I	I	I
Trisodium Phosphate	A	A	A	A	A	A	A	B	B	A	A	A	A	I	A	X	I	A	A	A	A	A	A
Turpentine	A	X	X	A	X	X	X	B	B	X	A	A	A	A	A	A	A	A	A	A	A	A	X
Undecanol	A	A	A	B	A	A	A	A	I	I	B	A	A	I	I	I	I	I	A	B	A	A	A
Urea	X	I	B	I	I	I	A	A	A	A	A	A	A	I	A	B	I	A	A	A	I	X	I
V.M. & P. Naptha	A	X	I	A	X	X	X	B	I	I	A	A	A	I	I	I	I	I	A	A	A	X	X
Vinyl Acetate	X	X	X	X	X	B	A	X	I	X	A	A	A	I	A	I	X	I	I	A	X	X	X
Vinyl Benzene	X	X	X	A	X	X	X	X	I	X	A	A	A	I	A	I	I	I	A	A	X	X	X
Vinyl Chloride	No Hose is Recommended For This Application																						
Vinyl Ether	No Hose is Recommended For This Application																						
Vinyl Toluene	X	X	X	A	X	X	X	I	I	I	A	A	A	I	I	I	I	I	A	A	X	X	X
Vinyl Arichloride	X	X	X	A	X	X	X	I	I	I	A	A	A	I	A	I	I	I	A	A	X	X	X
WaAer	A	A	I	A	A	A	A	A	A	A	A	A	A	I	A	A	A	A	A	A	A	A	A
Wax	A	X	I	X	X	X	X	I	I	I	A	X	A	I	A	I	I	I	A	X	A	A	X
WhiAe Oil	A	X	X	I	X	X	X	I	I	I	A	I	A	I	I	I	I	I	A	I	A	X	X
Wood Alcohol	A	A	I	X	A	A	A	B	B	A	A	A	A	I	A	I	I	I	A	X	A	A	A
Xylene (Xyld)	X	X	X	A	X	X	X	X	X	X	X	A	A	I	A	I	I	A	X	A	A	X	X
Xylidine	X	X	X	X	X	X	X	X	I	I	B	B	A	I	B	A	I	I	A	X	X	X	X
Zinc CarbonAe	A	A	A	A	A	A	A	A	I	B	A	A	A	I	B	B	X	I	I	A	A	A	A

BECAUSE WE CONTINUALLY EXAMINE WAYS TO IMPROVE OUR PRODUCTS, WE RESERVE THE RIGHT TO ALTER SPECIFICATIONS WITHOUT NOTICE.

CHEMICAL RESISTANCE GUIDE @ 20°C/70°F																							
RATING DEFINITIONS A = CONTINUOUS SERVICE B = INTERMITTENT USE I = INSUFFICIENT DATA X = DO NOT USE																							
CHEMICAL RESISTANCE GUIDE	HOSE MATERIAL												COUPLING MATERIAL					GASKET MATERIAL					
	NITRILE	EPDM	SBR	VITON	NATURAL	HYPALON	BUTYL	PVC	TPU	TPR	UHMWPE	XLPE	TEFLON	304SS	316SS	ALUMINIUM	BRASS	NYLON	POLYPROPYLENE	TEFLON	VITON	BUNA	EPDM
Zinc Chloride	A	A	A	A	A	A	A	A	A	B	A	A	A	X	A	X	X	A	A	A	A	A	A
Zinc Chromate	I	X	B	I	I	X	A	A	A	I	A	B	A	I	I	I	I	I	I	A	I	I	X
Zinc Phosphate	A	A	I	X	X	X	X	I	I	I	A	X	A	I	I	I	I	I	I	A	X	A	A
Zinc Sulfate	A	A	A	A	A	A	A	A	A	B	A	A	A	A	A	X	X	X	A	A	A	A	A

BECAUSE WE CONTINUALLY EXAMINE WAYS TO IMPROVE OUR PRODUCTS, WE RESERVE THE RIGHT TO ALTER SPECIFICATIONS WITHOUT NOTICE.

BECAUSE WE CONTINUALLY EXAMINE WAYS TO IMPROVE OUR PRODUCTS, WE RESERVE THE RIGHT TO ALTER SPECIFICATIONS WITHOUT NOTICE.



FORSAFLEX™

www.forsaflex.com

Contact us:

Sales@Forsaflex.ca

Sales@Forsaflex.us