

# SHIMANO C101


## 3x7 speed




BB-TY30




BB-CT92




MF-HG50-7



FC-C102  
(W/CG)



FD-C101-E



FD-C102

CN-HG50




ID-C101-N



FC-C101  
(W/CG)



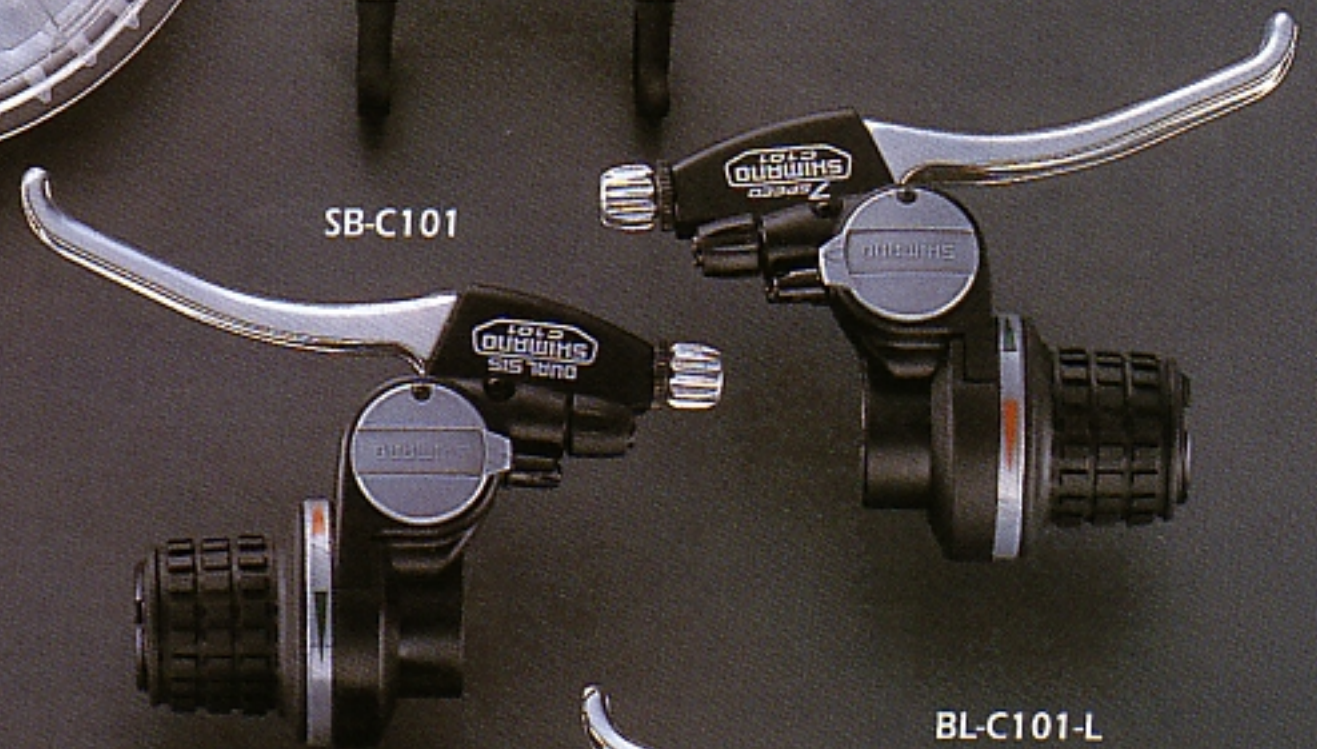
ID-C101



SB-C101-LN




SB-C102



SB-C101



BL-C101-L



RD-C101



SM-PM40



BR-M420-S



SM-PM40

ID-C101-S



BR-M420-L



BL-M420



# SHIMANO C201

## 3x8 speed

FH-C201



HB-C201




BB-TY30




BB-CT92



FD-C202



FC-C201  
(W/CG)



FD-C201-E



FC-C201




ID-C201



SB-C202



SB-C201




SM-PM40



SM-PM40



RD-C201




BR-M420-S



BR-M420-L



CN-HG50



CS-HG40-81





































# SHIMANO NEXAVE T300

FH-T300



HB-T300



SM-FD30




BB-CS15



BB-CT92



FD-T300-E



FD-T301




FC-T300



FC-T301



CN-HG50



BR-T300

RD-T300




FH-IM45




ST-T300



HB-IM45



BR-IM50-F



BR-IM50-R





# SHIMANO NEXAVE T400

CS-HG60-I

HB-T400




FH-T400



BB-UN52



SM-FD30




FD-T401-E

FD-T400




CN-IG51




FC-T401

SL-MC41-T




FC-T400




BL-T400



BR-T400



RD-T400




ST-T400




FH-IM50



BR-IM50-F



BR-IM50-R



HB-IM50







High-Performance  
Recreational MTB Components.

FH-MC18



FH-MC12-P



CN-IG51



BB-LP27



CS-HG50-81



FD-MC18



FC-MC18-S



FD-MC18-E



RD-MC18



BR-MC18



BL-MC18



ST-MC18




SL-MC18



High-responsive  
city bike MTB components.


FH-CT91



FH-RM40



HB-CT91



HB-RM40



FD-CT92



CS-HG30-I



FD-CT92



FC-CT93



CN-HG50



BB-CT92



BR-M420

ST-EF20



BR-CT91-M



ST-EF25



ST-EF28



# ACERA SHIMANO

8-Speed option now available  
for real MTB performance.

FH-M330



FH-RM40-8



BB-LP27




HB-M330



FD-M330



FD-M330-E



FC-M330-S

RD-M330-8



CN-IG31



BR-M330



ST-EF33-7



CS-HG30-I



ST-EF33-8



CS-HG50-8I





