

Catalogue 2017-1



Intensiv Specialties and Innovations

Intensiv Swingle

Pages 58 and 70



Intensiv Proxoshape Coarse

Page 60



Intensiv ApproxOpener

Pages 50 and 74



Intensiv Ortho-Strips System

Page 72



Intensiv IPR-DistanceControl

Page 74



Intensiv ProxoshapeTray

New

Page 40



IPR Set

New

Page 76



Intensiv Guided Universal Prep Set

New

Page 46



Intensiv Ortho-StripsTray

New

Page 41



Intensiv Cutting Instruments

Page 42



Intensiv PrepTwins

Page 54



Intensiv ProxoStrip

Page 62



Intensiv ProxoStrip Plus

Page 63



Intensiv ProxoStrip Anterior

New

Page 63



Intensiv ProxoContour

Page 64



Intensiv ProxoContour Coarse

Page 65



Intensiv ProxoPolish

Page 65



Intensiv UniglossCellbrush

Page 68




Intensiv UniglossPaste

Page 68



Intensiv UniglossPolisher

Page 68




Intensiv HygienicTray HT100

Page 39



Intensiv HygienicTray HT300

Page 39



Intensiv HygienicTray HT3000

Page 39



Consistent Superior Quality, Innovation in line with science and clinical practice

In recent years, Intensiv has worked with dedication in order to further develop diamond instruments of consistent superior quality for the benefit of its customers.

This was made possible thanks to Intensiv's unique industrial processes, which include, among other things, a 100% end-inspection of all its products.

As a result of the above, Intensiv has become a benchmark for outstanding performance in terms of quality and functionality, both for preparation instruments, as well as for finishing and polishing instruments.

Thanks to constant contact with dental experts and leading university clinics, cutting edge solutions can be discovered for the clinical challenges of practicing dentists.

The use of a structured instrument guide is a new concept presented for the application of Intensiv instruments in the clinical fields of orthodontics (Intensiv IPR Set) and prosthetics (Intensiv Guided Universal Prep Set).

We would like to thank you for choosing Intensiv instruments, of which we are proud.

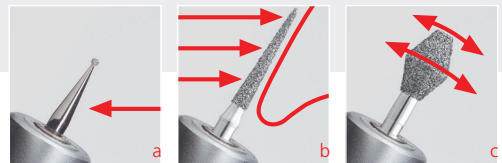
We are pleased to count you among our clients, and we present you with this 2017 Catalogue.

We hope that you enjoy reading the catalogue and wish for your desired success when choosing your Intensiv instruments.

Günter Smailus
CEO Intensiv SA



Recommendations for Intensiv Diamond Instruments



Product description

- Stainless steel with diamond coated working parts
- Diamond grit-sizes: 8µm – 150µm
- Shapes: ball, inverted cone, pear, cylinder, flame, tapered, pointed, torpedo, football, wheel, lenticular, special shapes
- Available as Friction Grip (FG) or Right Angle (RA)
- Compatible with turbines, contra-angles
- Sterilizable and reusable

Indications

- Preparations for restorations and prosthetics in dentistry
- Periodontic treatments
- Orthodontics

Instructions for use

- Insert the instrument as deeply as possible into the chuck (FG) or until safety "click" is heard (RA) (figure a).
- Set the handpiece at the required working speed (table 1) before applying the instrument to the treated area.
- Activate water spray for the duration of the treatment (minimum 50 mL/min).
- Ensure that there is consistent water flow.
- Provide additional waterspray cooling for instruments exceeding (DE=ISO 020) ISO 027.
- Work applying the suggested operating force (table 1).
- It is recommended to use a dental dam.
- Use the instruments over the entire length of their working head and not just at the tip, so as to avoid an unnecessary increase of the contact pressure causing local overheating (figure b).
- Once the preparation has been completed, remove the instrument from the site and allow it to come to a standstill.
- It is recommended to wear gloves and safety glasses.

Maintenance and sterilization

- Clean the instruments and remove debris after each use, so as to maintain their abrasive properties.
- Instruments are delivered non-sterile. They must be disinfected and sterilized prior to first use on the patient and disinfected, cleaned with bristle brush or sonic bath and sterilized immediately after each use.
- Disinfect the diamond instruments separately from non-stainless steel instruments, such as polishers and abrasives.
- Use only cleaning/disinfection solutions that provide corrosion protection, and strictly observe the concentrations and reaction times recommended by the manufacturer.
- In case of heavily contaminated instruments it is advisable to use an ultrasonic bath.

- After disinfection, inspect the instruments for residual contamination. If necessary, repeat the disinfection/cleaning procedure.
- Clean clogged diamond surfaces using the special Intensiv Cleaning Rubber Diakleen or a suitable brush. Thoroughly rinse the instruments with water and dry them immediately.
- Check for possible damages; dispose of oxidized, blunt and deformed instruments.
- Sterilization must be carried out according to validated procedures.
- Use a single-pulsed or fractionated vacuum autoclave and subvacuum drying. Chemiclave sterilizers may also be used. Hot air sterilizers are not suitable for diamond instruments.
- Cleaning, disinfection and sterilization can be also carried out using professional washer disinfectors and sterilizers.
- Concerning the sterilization process we refer to the ISO standard 17664. We suggest to follow the indications below:

Cycles at 134°C

Tmin = 134°C – Tmax = 138°C
Pressure = 3.15 bar abs
Time = 4 min (raisable)

Cycles at 121°C

Tmin = 121°C – Tmax = 125°C
Pressure = 2.10 bar abs
Time = 16 min (raisable)

Risk warnings

- Avoid jamming or levering actions when rotating, as this increases the risk of instrument breakage.
- Never exceed the specified maximum speed, so as to avoid instrument breakage caused by the generation of powerful centrifugal forces. This occurs in particular when the diameter of the working head exceeds that of the shaft (figure 1c).
- Avoid temperatures above 180°C which may affect the durability of the instrument.
- Avoid applying forces greater than the recommended values, as this could cause damage to the instrument and the treated area.
- To ensure traceability of the instruments during their entire application, it is recommended to keep the packaging.
- Pay special attention to the instruments with a diameter of less than ISO 016 and never exceed the specified maximum load because of risk of breakage.

ISO ø 1/10 mm	Speed min. -1		Contact pressure									
	Speed range	Max.	Grit Extra fine		Grit Fine		Grit Medium				Grit Coarse	
			N	(=g)	N	(=g)	N	(=g)	N	(=g)	N	(=g)
008 - 011	150'000 - 75'000	230'000	0,1	(10)	0,1	(10)	0,2	(20)	0,3	(30)	0,4	(40)
012 - 016	110'000 - 55'000											
018	85'000 - 42'000											
021 - 023	75'000 - 37'000											
025 - 027	60'000 - 30'000											
031	55'000 - 27'000											
033 - 040	45'000 - 22'000											
042 - 055	37'000 - 18'000											
060 - 075	32'000 - 16'000											
080 - 090	27'000 - 13'000											
100 - 105	22'000 - 11'000											
120 - 130	15'000 - 7'000											
135 - 140	13'000 - 6'000											
160	10'000 - 5'000											
175 - 180	7'000 - 3'000											
200 - 220	5'000 - 2'500		1,0	(100)	1,0	(100)	1,5	(150)	2,0	(200)	3,0	(300)
	Water spray minimum 50 ml/min.		Finishing 20'000 - 40'000 min. -1									

Recommendations for Intensiv Cutting Instruments

Product description

- Tungsten carbide and stainless steel
- Sizes: ISO 006-023
- Shapes: ball, inverted cone, pear, cylinder, cone, torpedo, football, special shape
- Typologies: ExcavatingCutter, CrownCutter, AmalgamCutter, CavityCutter and DebondingCutter
- Available as Friction Grip (FG) or Right Angle (RA)
- Compatible with turbines, contra-angles
- Sterilizable and reusable

Indications

- Intensiv ExcavatingCutter: dentin excavation
Shapes: 801, 805, 830, 830R, 830RL
- Intensiv CrownCutter: crown cutting
Shape: 838 (Ref. CU41310 and CU41312)
- Intensiv AmalgamCutter: amalgam removal
Shapes: 845, 838 (special form)
- Intensiv CavityCutter: cavity preparation
Shapes: 835, 845, 838
- Intensiv DebondingCutter: composite removal in orthodontics
Shapes: 379, 878K

The full performance of Intensiv Cutting Instruments depends on compliance with the following instructions for use and maintenance indications.

Instructions for use

- Intensiv Cutting Instruments are to be selected (shape, size, type) according to the type of preparation to be carried out.
- Insert the instrument as deeply as possible into the chuck (FG) or until safety "click" is heard (RA).
- Set the handpiece at the required working speed (table 2) before applying the instrument to the area to be treated.
- Activate water spray for the duration of the treatment (minimum 50 mL/min).
- FG instruments with a total length exceeding 22mm or a head diameter of more than 2mm require additional cooling (> 50 mL/min).
- Regulate water flow in case of water excess or shortage.
- Work applying the suggested operating force (table 2).
- It is recommended to use a dental dam.
- Once the preparation has been completed, remove the instrument from the site and allow it to come to a full stop.
- It is advisable to wear safety glasses, and gloves, depending on the application.
- Dispose of damaged or deformed instruments.

Maintenance and sterilization

- Instruments are delivered non-sterile. They must be disinfected and sterilized prior to first use on the patient and disinfected, cleaned with bristle brush or sonic bath and sterilized immediately after each use.
- Protect instruments against dust, moisture and recontamination during storage. If they are not used right away, it is advisable to keep them in their original packaging.

- Use only cleaning/disinfection solutions that provide corrosion protection, and strictly observe the concentrations and reaction times recommended by the manufacturer.
- Avoid contact with H₂O₂ (hydrogen peroxide). It attacks and damages tungsten carbide, decreasing product lifespan.
- In case of heavily contaminated instruments it is advisable to use an ultrasonic bath.
- After disinfection, inspect the instruments for residual contamination. If necessary, repeat the disinfection/cleaning procedure.
- Check for possible damage; dispose of oxidized, blunt and deformed instruments.
- Sterilization must be carried out according to validated procedures.
- Use a single-pulsed or fractionated vacuum autoclave and subvacuum drying. Chemiclave sterilizers may also be used.
- Intensiv Cutting Instruments may corrode in a thermal disinfection unit. This may cause discoloration and decrease product lifespan.
- Concerning the sterilization process we refer to the ISO standard 17664. We suggest to follow the indications below:

Cycles at 134°C

Tmin = 134°C – Tmax = 138°C

Pressure = 3.15 bar abs

Time = 4 min (raisable)

Cycles at 121°C

Tmin = 121°C – Tmax = 125°C

Pressure = 2.10 bar abs

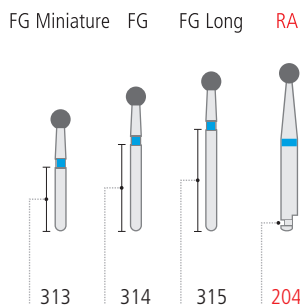
Time = 16 min (raisable)

Risk warnings

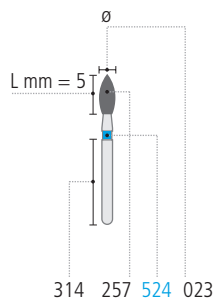
- Instrument may break at conjunction between working part and shank. To reduce risk follow instructions for use and maintenance indications.
- Avoid jamming or levering actions when rotating, as this increases the risk of instrument breakage
- Never exceed the specified maximum speed (table 2), so as to avoid instrument breakage caused by the generation of powerful centrifugal forces. This occurs in particular when the diameter of the working head exceeds that of the shaft.
- Avoid temperatures above 180°C which may affect the durability of the instrument.
- Avoid applying forces greater than the recommended values, as this could cause heat build up and damage to the instrument and the treated area.
- Inadequate cooling with water may injure the tooth and contiguous tissue irreversibly and may adversely affect the final result.
- Instruments with fractured blades induce the user to use more pressure, which increases the working temperature. This may cause injury to the pulp.
- Fractured and incorrectly shaped blades cause vibration.
- To ensure traceability of the instruments during their entire application, it is recommended to keep the packaging.
- Pay special attention to the instruments with a diameter of less than ISO 016 and never exceed the specified maximum load because of risk of breakage.

Table 2	Speed min. -1				Contact pressure	
	ISO ø 1/10 mm	Speed range FG	Max.	Speed range RA	Max.	N (=g)
	006-010	80'000 - 230'000	230'000	20'000 - 160'000	160'000	0,3 (30)
	012-016	60'000 - 200'000	↓	20'000 - 160'000	↓	↓ ↓
	018	40'000 - 180'000		20'000 - 160'000		
	021-023	30'000 - 150'000		20'000 - 160'000		1,0 (100)
	Water spray minimum 50 ml/min.					

ISO Shank Codes, ISO Number Codes and Intensiv Color Codes of the grit sizes



FG Miniature (FGM) ISO 313
 FG (FG) ISO 314
 FG Long (FGL) ISO 315
 Right-angle (RA) ISO 204



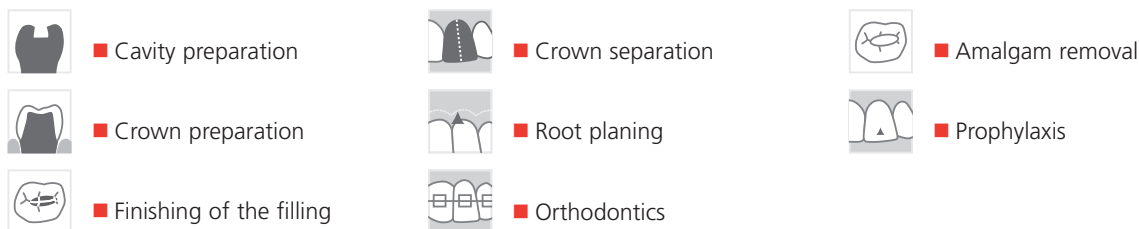
Example:

314 Shank type and length
 257 Shape of the head
 524 Grit size
 023 Diameter of the working part
 L mm Length of the working part

	544	150 µm	125 µm*	Super coarse
	534	125 µm	106 µm*	Coarse
	524	106 µm	60/80/90 µm*	Standard
	524	80 µm		Medium
	524	60 µm		Medium
	514	50 µm		Golden Burs GB
	514	40 µm		Fine
	514	25 µm		Fine
	504	15 µm		Extra fine
	494	8 µm		Ultra fine

* Depending on the shape and size of the instruments, the grit size may differ from the specified value.

Symbols of indications and Intensiv Number Code and ISO Code



- The tables are divided into shape groups.
- The relation between Intensiv and ISO code is easy to establish.
 Example: ISO code 314 257 524 023 corresponds to the Intensiv code 8255.
- Intensiv code in red = also in RA

Package units:

packages of 6 instruments = .../6

Examples:

Intensiv reference code

8255 = FG 8255/6

L255 = FGL 255/6

5255 = FG 5255/6 or
 = RA 5255/6



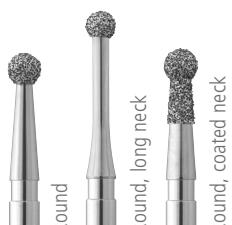






Shape	ISO Code	Intensiv Code
Football	020	755
Football	021	755
Football	022	755
Football	023	8255
Conical bud	9255	5255
Conical bud	L255	L255

Index


02	Recommendations Intensiv Diamond Instruments
03	Recommendations Intensiv Cutting Instruments
04	odes, symbols, grit sizes
06 - 07	Shape chart Intensiv Diamond Instruments
08 - 09	- Ball
09 - 10	- Inverted cone
11 - 12	- Pear
12 - 18	- Cylinder
19 - 20	- Flame
21 - 28	- Tapered
28 - 29	- Pointed
30 - 31	- Torpedo
32 - 35	- Football
35 - 36	- Wheel / Lenticular
36 - 37	- Special shapes
38	- Intensiv Diamond Instruments FG Miniature
39	Intensiv HygienicTray HT100, HT300, HT3000
40 - 41	Intensiv ProxoshapeTray and Intensiv OrthoStripsTray
42 - 43	Intensiv Cutting Instruments
44 - 45	Classic Intensiv Preparation and Finishing Sets
	Prosthetic dentistry
46 - 47	Intensiv Guided Universal Prep Set
48 - 49	Intensiv Sets Direct and Indirect A & P
50 - 51	Intensiv Advanced Prep Set & Finishing Set for Cerec Restorations
50 - 51	Intensiv ApproxOpener
52	Intensiv Universal full Crown and Porcelain Veneer Prep Set
53	Intensiv Modular Veneer Set and Intensiv Geneva Prep Set
54 - 55	Intensiv PrepTwins
	Conservative dentistry
56 - 57	Intensiv Cerinlay Set
56 - 57	Intensiv Minimal Invasiv Prep Set
58 - 59	Intensiv Swingle
60	Intensiv Proxoshape
61	Intensiv Bevelshape
	Finishing and Polishing
62 - 65	Intensiv Metal Diamond Strips
62 - 63	- Intensiv ProxoStrip, Intensiv ProxoStrip Plus, Intensiv ProxoStrip Anterior
64 - 65	- Intensiv ProxoContour, Intensiv ProxoContour Coarse, Intensiv ProxoPolish
66 - 67	Intensiv Composhape Set 1, Intensiv Composhape Set A & P
68 - 69	Intensiv UniglossCellbrush, Intensiv UniglossPaste, Intensiv UniglossPolisher
	Orthodontics
70 - 71	Intensiv Swingle
72 - 73	Intensiv Ortho-Strips System, Double-Sided
72 - 73	Intensiv Ortho-Strips System, One-Sided
74 - 75	Intensiv ApproxOpener, Intensiv IPR-DistanceControl
76 - 77	Intensiv IPR Set
	Parodontology
78 - 79	Intensiv Perio Set
78 - 79	Intensiv Rootshape
78 - 79	Intensiv PerioDiaCurette
80	Intensiv DiaTweezer
	Intensiv Accessories
81	Intensiv Mandrel, Intensiv Diakleen, Intensiv Unigrip
82 - 83	Intensiv Laboratory Program
84 - 90	Intensiv and ISO Code Index
	Intensiv Diamond Instruments (as long as stocks last)

Shape chart Intensiv Diamond Instruments


2017

<p>Ball Pages 08-09</p>  <p>801 Round 801L Round, long neck 802 Round, coated neck</p>	<p>Inverted cone Pages 09-10</p>  <p>807 Inverted cone, long 813 Diabolo 805 Inverted cone 806 Inverted cone with neck</p>	<p>Pear Pages 11-12</p>  <p>830R Pear 822 Pear, small, convex tip 830 Pear, convex tip 830L Pear, long, convex tip 830RL Pear, long, round</p>			
<p>Cylinder Pages 12-17</p>  <p>839 Cylinder, end-coated only 835KR Cylinder, short, rounded edge 835 Cylinder, short 836 Cylinder, short, parallel shoulder 837 Cylinder, long, parallel shoulder 837L Cylinder, extra-long, parallel shoulder 842 Cylinder, extra-long 837KR Cylinder, extra-long, rounded edge 836KR Cylinder, medium, rounded edge 838 Cylinder, rounded edge 880 Cylinder, round 881 Cylinder, round, long 882 Cylinder, round, extra long 886 Cylinder, round, pointed 885 Cylinder, pointed</p>					
<p>Cylinder Pages 17-18</p>  <p>878 Torpedo, short 879 Torpedo, long 879L Torpedo, extra long 876 Torpedo 877 Torpedo</p>			<p>Flame Pages 19-20</p>  <p>860 Cylindrical, short 861 Cylindrical, normal 862 Cylindrical, normal 863 Cylindrical, long 888 Conical</p>		
<p>Tapered Pages 21-27</p>  <p>846 Tapered, medium 848 Tapered, long 848L Tapered, extra-long 845 Tapered, short 847 Tapered 845KR Tapered, rounded edge 846KR Tapered, rounded edge 847KR Tapered, rounded edge, normal 848KR Tapered, rounded edge, long 849 Tapered, round, short 855 Tapered, round, normal 856L Tapered, round, long 856 Tapered, round, normal 886Z Tapered 850 Tapered, round, long 850L Tapered, round, extra long</p>					

Tapered Pages 27-28




Pointed Pages 28-29



Torpedo Pages 30-31




Football Pages 32-35




























Wheel / Lenticular Pages 35-36





























Special shapes Pages 36-37




Ball


														
801														
ISO ø 1/10 mm		006	007	008	009	010	011	012	013	014	015	016	017	018
FG														
314 001 524		189	199		200S	200N			200		201S		201N	201
314 001 544 											201SCB		201NCB	
314 001 534 									200C	201SC		201NC		201C
314 001 524 					8200S			8200						8201
314 001 514 					200SGB	200NGB			200GB	201SGB		201NGB		201GB
314 001 514 			4199	4200S			4200		4201S				4201	
314 001 514 			3200S			3200							3201	
314 001 504 								5201S					5201	
FG Long														
315 001 524								L200		L201S		L201N		L201
315 001 534 								L200C		L201SC		L201NC		L201C
Red = also in RA														

														
801														
ISO ø 1/10 mm		019	021	022	023	024	025	026	027	028	029	033	034	036
FG														
314 001 524			400A		400S		400N		400		400B			401
314 001 544 		201CB				400SCB		400NCB		400CB				401CB
314 001 534 			400AC		400SC		400NC		400C		400BC			401C
314 001 524 					8400S		8400N		8400					
314 001 514 				400SGB		400NGB		400GB					401GB	
314 001 514 				4400S		4400N		4400					4401	
314 001 514 			3400S		3400N		3400					3401		
314 001 504 			5400S				5400					5401		
314 001 494 						9400						9401		
FG Long														
315 001 524					L400S		L400N		L400					
315 001 534 					L400SC		L400NC		L400C					
Red = also in RA														


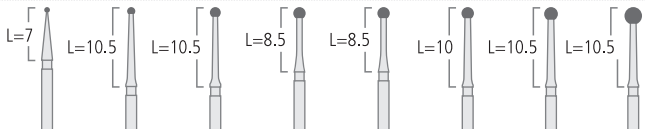
See pages 54-55


PrepTwins




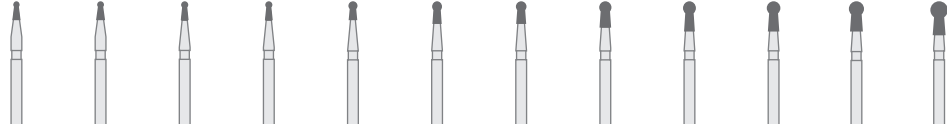
ISO ø 1/10 mm	020
L mm	2.0
RA	
	
204 001 524	RA PT801/6
204 001 514	RA PT4801/6
204 001 504	RA PT5801/6



801L

ISO ø 1/10 mm	007	012	014	015	016	016	018	023
FG								
								
314 697 524		200L	196L		201NL	203L	201L	204L
314 697 534					201NLC	203LC		204LC
314 697 524					8201NL			
314 697 514	4699			4201NL				


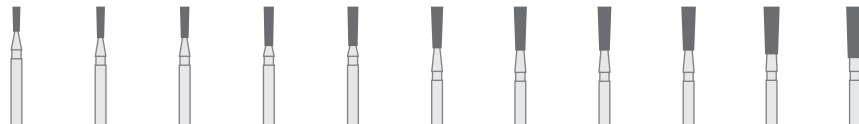
802

















ISO ø 1/10 mm	008	009	010	011	012	013	014	016	017	018	020	023
L mm	2.5	2.5	2.5	2.5	2.5	3.0	3.0	3.5	4.0	4.0	4.0	4.5
FG												
												
314 002 524		300S	300A		300		301S	301A		301		302A
314 002 544											301CB	
314 002 534		300SC			300C		301SC	301AC		301C		302AC
314 002 514		300SGB		300GB		301SGB			301GB			
314 002 514	4300S		4300									
Red = also in RA												
												















Inverted cone



















807



















ISO ø 1/10 mm	010	011	012	013	014	016	017	018	019	021	023
L mm	3.0	4.0	4.0	5.0	5.0	5.2	5.5	5.5	5.5	6.0	6.5
FG											
											
314 225 524	207		215S		215	118		115		119	119A
314 225 544									115CB		
314 225 534			215SC		215C			115C		119C	119AC
314 225 514		215SGB		215GB			115GB				




















 813 ISO ø 1/10 mm L mm FG 								
	010	012	014	016	018	020	021	
	1.1	1.2	1.7	1.8	1.9	2.5	2.5	
	314 032 524	297	298	299	303S	303A	303	
	314 032 544 							303CB
314 032 534 		298C	299C	303SC	303AC	303C		









 805 ISO ø 1/10 mm L mm FG 									
	007	008	008	009	009	010	011	012	
	0.5	0.5	0.7	0.7	1.0	1.0	1.0	1.0	
	314 010 524	216A	216S		216N		217S		216
	314 010 534 		216SC		216NC		217SC		216C
314 010 514 	216SGB		216NGB		217SGB		216GB		
Red = also in RA 									



















 805 ISO ø 1/10 mm L mm FG 												
	013	014	015	016	017	017	018	019	022	023	024	
	1.3	1.3	1.5	1.5	1.5	2.0	2.0	2.0	2.5	2.5	2.5	
	314 010 524		217		202			402			416	
	314 010 544 						202CB		402CB			416CB
314 010 534 		217C		202C			402C			416C		
314 010 514 	217GB		202GB			402GB			416GB			
Red = also in RA 												
























 806 ISO ø 1/10 mm L mm FG 										
	007	008	008	009	011	012	017	018	019	
	1.8	1.8	2.0	2.0	2.5	2.5	5.0	5.0	5.0	
	314 019 524		316S		316N		316		302	
	314 019 544 									302CB
314 019 534 		316SC		316NC		316C		302C		
314 019 514 	316SGB		316NGB		316GB		302GB			






















Pear

 830R ISO ø 1/10 mm L mm FG  314 237 524 314 237 544  314 237 534  314 237 514  Red = also in RA 													
	009	010	011	011	012	013	014	015	016	017	018	020	
	2.8	2.8	2.8	3.0	3.0	3.0	3.0	3.0	3.0	3.0	3.0	3.0	3.0
		218			219		219N		220S		220		
			218CB			219CB		219NCB					220CB
		218C			219C		219NC		220SC		220C		
		218GB			219GB					220GB			











 822 ISO ø 1/10 mm L mm FG  314 232 524 314 232 534 					
	008	009	010	012	
	2.0	2.0	2.0	3.0	
	340	341	342	343	
				343C	











 830 ISO ø 1/10 mm L mm FG  314 235 524 314 235 524  314 235 514  314 235 514  314 235 504  Red = also in RA 											
	008	008	009	009	010	010	011	012	014	016	
	2.8	3.0	2.8	3.0	2.8	3.0	3.0	3.0	3.0	3.0	3.0
		216B		217B	218B			219B	220B	221B	
					8218						
			4218				4219				
		3218				3219					
		5218				5219					


























Pear long, convex tip																
	830L															
	ISO ø 1/10 mm		009	010	011	012	012	013	013	014	014	015	015	016	018	
	L mm		3.8	4.2	3.8	4.2	4.5	4.5	5.0	4.5	5.0	5.0	4.5	5.0	5.0	
	FG															
	314 236 524													223B	229	230
	314 236 534 														229C	230C
	314 236 524 				8224	8225								8223		
	314 236 514 									4223R			4323			
	314 236 514 		3224	3225					3223			3323				
314 236 504 								5223								
314 236 494 						9223		9323								
Red = also in RA																
																

Pear long, round														
	830RL													
	ISO ø 1/10 mm		009	010	010	011	012	013	013	014	015	016	018	019
	L mm		3.8	3.8	4.2	4.2	4.2	4.2	4.5	4.5	4.5	5.0	5.0	5.0
	FG													
	314 238 524			224			225			223		226	227	
	314 238 544 							225CB			223CB			227CB
	314 238 534 			224C			225C			223C		226C	227C	
	314 238 514 		224GB			225GB			223GB					
	314 238 514 		4224			4225								
314 238 504 				5225										
Red = also in RA														
														



















Cylinder

Cylinder end-coated only					
	839				
	ISO ø 1/10 mm		011	014	016
	L mm				
	FG				
	314 150 524				480
	314 150 534 				480C
314 150 524 			01480		
314 150 514 		01140	01440		
314 150 514 		01125	01425		

















Cylinder short, rounded edge								
	835KR							
	ISO ø 1/10 mm		008	010	012	014	016	018
	L mm		4.0	4.0	4.0	4.0	4.0	4.0
	FG							
	314 156 524		261	262	263	264	265	266
	314 156 534 				263C	264C	265C	266C

														
835														
ISO ø 1/10 mm		007	007	007	007	008	008	009	009	010	010	011	011	012
L mm		2.0	3.0	3.0	4.0	3.0	4.0	3.0	4.0	3.0	4.0	3.0	4.0	4.0
FG														
314 109 524					612	211S		212S	212	210	211			214
314 109 544 										212SCB	212CB	210CB		
314 109 534 									212C	210C	211C			214C
314 109 524 								8212S			8211			8214
314 109 514 						212SGB	212GB	210GB					214GB	
314 109 514 		4612	4211S			4212S	4212	4210					4214	
314 109 514 			3211S	3212S		3210					3214			
314 109 504 											5214			
314 109 494 								9214						
Red = also in RA														


















Cylinder short
















										
835										
ISO ø 1/10 mm		013	014	015	016	017	018	021	022	023
L mm		4.0	4.0	4.0	4.0	4.0	4.0	4.0	4.0	4.0
FG										
314 109 524			204		244		244A		304	
314 109 544 		214CB		204CB		244CB				304CB
314 109 534 			204C		244C		244AC		304C	
314 109 524 			8204							
314 109 514 		204GB						304GB		
314 109 514 		4204						4304		
Red = also in RA										






Cylinder short























									
836									
ISO ø 1/10 mm		008	010	012	013	014	015	016	018
L mm		6.0	6.0	6.0	6.0	6.0	6.0	6.0	6.0
FG									
314 110 524		98	99	114S		114		114A	115A
314 110 544 							114CB		
314 110 534 				114SC		114C		114AC	115AC
314 110 514 						114GB			
314 110 514 					4114				
Red = also in RA									






















Cylinder short, parallel shoulder








 Cylinder long, parallel shoulder	 837									
	ISO ø 1/10 mm	010	010	011	012	013	014	015	016	018
	L mm	8.0	8.0	8.0	8.0	8.0	8.0	8.0	8.0	8.0
	FG									
	314 111 524	314A			314S		314		315A	313A
	314 111 544 					314SCB		314CB		
	314 111 534 				314SC		314C		315AC	313AC
314 111 514 			314SGB		314GB					
314 111 514 		4036	4314S		4314					
314 111 514 		5314S		5314						
Red = also in RA										
















 Cylinder extra-long, parallel shoulder	 837L								
	ISO ø 1/10 mm	010	012	014	015	016	017	018	019
	L mm	9.0	9.0	9.0	9.0	9.0	9.0	9.0	9.0
	FG								
	314 112 524	312L	313L	316L		314L		317L	
	314 112 544 						314LCB		317LCB
	314 112 534 		313LC	316LC		314LC		317LC	
314 112 514 				314LGB		317LGB			
314 112 514 			4314L						

















 Cylinder extra-long	 842	
	ISO ø 1/10 mm	014
	L mm	12.0
	FG	
314 115 524		502
314 115 534 		502C

























 Cylinder extra-long, rounded edge	 837KR													
	ISO ø 1/10 mm	009	010	011	012	013	014	016	012	013	014	015	016	018
	L mm	8.0	8.0	8.0	8.0	8.0	8.0	8.0	8.0	10.0	10.0	10.0	10.0	10.0
	FG													
	314 158 524		609										326	327
	314 158 534 		609C	712C			611C			305LPC			326C	327C
	314 158 524 			8712			8614			8305LP		8325L		
	314 158 514 					4614		4614B	4305LP		4325L			
	314 158 514 		3712B		3614		3614B							
	314 158 504 		5712B							5325L				
314 158 494 								9325L			9327			









Cylinder medium, rounded edge																
	836KR															
	ISO ø 1/10 mm		008	009	010	011	011	011	011	012	013	014	014	016	018	
	L mm		6.0	6.0	6.0	6.0	6.0	6.0	6.0	6.0	6.0	6.0	6.0	6.0	6.0	
	FG															
	314 157 524		397		398					399				414	420	421
	314 157 534									399C				414C	420C	421C
314 157 524					8510					8514	8414	8414B				
314 157 514									4414	4414B						
314 157 514			3510			3414	3414B	3514								
314 157 504			5510			5414		5514								



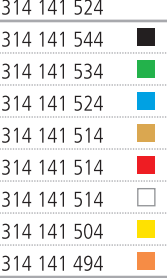














Cylinder medium, rounded edge				
	836KR		010	014
	ISO ø 1/10 mm		010	014
	L mm		5.0	5.0
	FG			
314 156 524		8710	8714	
314 156 514		3710B	3714B	























Cylinder short, rounded edge									
	838								
	ISO ø 1/10 mm		008	009	010	012	013	014	015
	L mm		4.0	4.0	4.0	4.0	4.0	4.0	4.0
	FG								
	314 139 524		412A	412	411	411A		404	
	314 139 544								404CB
314 139 534			412C		411AC		404C		
314 139 524							8404		
314 139 514		412GB				404GB			
314 139 514						3404			
	Red = also in RA								

Cylinder round									
	880								
	ISO ø 1/10 mm		009	010	011	012	013	014	016
	L mm		6.0	6.0	6.0	6.0	6.0	6.0	6.0
	FG								
	314 140 524			305S		305		334	336
	314 140 544				305SCB		305CB		
	314 140 534			305SC		305C		334C	336C
	314 140 514			305SGB		305GB			
314 140 514			4305S		4305				
314 140 514				3305					
314 140 504			5305						

 881  													
	ISO ø 1/10 mm	009	010	011	012	013	014	014	015	016	017	018	019
	L mm	8.0	8.0	8.0	8.0	8.0	8.0	8.0	8.0	8.0	8.0	8.0	8.0
	FG												
	314 141 524		309	321	322		315S	324		307		325	
	314 141 544 			309CB					315SCB		307CB		325CB
	314 141 534 		309C	321C	322C		315SC	324C		307C		325C	
	314 141 524 						8315S						
	314 141 514 	309GB				315SGB			307GB		325GB		315GB
	314 141 514 			4322		4315S			4307		4325		4315
314 141 514 					3315S								
314 141 504 					5315S						5315		
Red = also in RA													
													


 881  			
	ISO ø 1/10 mm	020	021
	L mm	8.0	8.0
	FG		
	314 141 524	315	
314 141 544 		315CB	
314 141 534 	315C		


 881  						
	ISO ø 1/10 mm	017	018	019	020	021
	L mm	9.0	9.0	9.0	9.0	9.0
	FG					
	314 141 524				315L	
	314 141 544 					315LCB
	314 141 534 				315LC	
	314 141 524 				8315L	
	314 141 514 				315LGB	
	314 141 514 				4315L	
314 141 514 				3315L		
314 141 504 				5315L		
314 141 494 	9315L					

 882  										
	ISO ø 1/10 mm	010	011	011	012	013	014	015	016	017
	L mm	10.0	10.0	10.0	10.0	10.0	10.0	10.0	10.0	10.0
	FG									
	314 142 524			307A	305L		307N		307L	
	314 142 544 					305LCB		307NCB		307LCB
	314 142 534 			307AC	305LC		307NC		307LC	
	314 142 524 				8305L					
	314 142 514 				305LGB		307NGB		307LGB	
	314 142 514 		4038	4305L		4307N		4307L		
314 142 514 	3305L									
314 142 504 	5305L									
314 142 494 	9305L									
Red = also in RA										
										

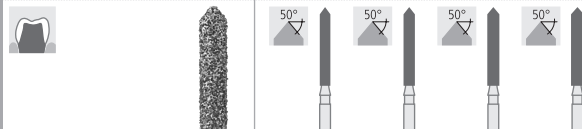
See pages 54-55


PrepTwins



ISO ø 1/10 mm	020
L mm	10,0
RA	
	
204 142 524	RA PT882/6
204 142 514	RA PT4882/6
204 142 504	RA PT5882/6

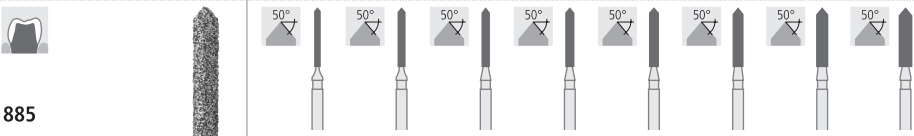
886




ISO ø 1/10 mm	014	015	016	017
L mm	10,0	10,0	10,0	10,0
FG				
				
314 131 524			124L	
314 131 544	■			124LCB
314 131 534	■			124LC
314 131 514	■		124LGB	
314 131 514	■		4124L	
314 131 514	□	3124L		

Cylinder pointed


885





ISO ø 1/10 mm	008	010	011	012	013	014	016	018
L mm	7,5	7,5	7,5	7,5	7,5	7,5	7,5	7,5
FG								
								
314 129 524	131	133		124		125	134	136
314 129 544	■				124CB			
314 129 534	■			124C		125C	134C	136C
314 129 514	■		124GB					

















Cylinder pointed









878





















ISO ø 1/10 mm	008	009	010	011	012	013	014	015	016	017	018
L mm	8,0	8,0	8,0	8,0	8,0	8,0	8,0	8,0	8,0	8,0	8,0
FG											
											
314 289 524	468	469	308S		308		388		408		470
314 289 544	■					308CB		388CB		408CB	
314 289 534	■		308SC		308C		388C		408C		470C
314 289 524	■				8308		8388				
314 289 514	■	308SGB		308GB		388GB		408GB			
314 289 514	■	4308S		4308		4388		4408			
314 289 514	□		3308		3388		3408				
314 289 504	■		5308				5408				
314 289 494	■	9308									
Red = also in RA											
											

Cylinder Torpedo

 879  ISO ø 1/10 mm L mm FG 													
	010	010	011	011	012	012	013	014	014	015	016	018	
	10.0	10.0	10.0	10.0	10.0	10.0	10.0	10.0	10.0	10.0	10.0	10.0	
	314 290 524					310			410			471	472
	314 290 544							310CB		410CB			
	314 290 534					310C			410C			471C	472C
	314 290 524	8040S					8310		8410	8040			
	314 290 514					310GB			410GB				
	314 290 514			4037	4310	4410		4310B		4040B			
	314 290 514	3040SB	3310					3410			3040B		
314 290 504		5310		5310B	5410								
314 290 494			9040										
Red = also in RA 													

 879L  ISO ø 1/10 mm L mm FG 					
	012	013	014	015	016
	12.0	12.0	12.0	12.0	12.0
	314 291 524	473L		474L	410L
	314 291 544				410LCB
	314 291 534	473LC		474LC	410LC
	314 291 524				8410L
	314 291 514			410LGB	
	314 291 514		4410L		
	314 291 504		5410L		

 876  ISO ø 1/10 mm L mm FG 		
	008	009
	5.0	5.0
	314 287 524	306S
	314 287 534	306SC
314 287 514	306SGB	


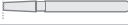













 877  ISO ø 1/10 mm L mm FG 											
	009	010	011	012	013	013	014	016	017	018	
	6.0	6.0	6.0	6.0	6.0	6.0	6.0	6.0	6.0	6.0	
	314 288 524	306A	306		366			406	466		467
	314 288 544					366CB				466CB	
	314 288 534		306C		366C			406C	466C		467C
	314 288 524						8406A				
	314 288 514	306GB		366GB			406GB				
	314 288 514	4306				4406	4406B				
	314 288 504				5406						
















Flame












860								
ISO ø 1/10 mm	010	011	012	013	014	015	016	
L mm	4.0	5.0	5.0	5.0	5.0	5.0	5.0	
FG								
314 247 524	D40		205S		205		269	
314 247 544	■					205CB		
314 247 534	■		205SC		205C		269C	
314 247 514	■			205GB				
314 247 514	■			4205				
314 247 514	□		3205					
314 247 504	■		5205					
314 247 494	■	9205						
Red = also in RA								

861								
ISO ø 1/10 mm	009	010	011	012	013	014	015	
L mm	7.0	7.0	7.0	7.0	7.0	7.0	7.0	
FG								
314 248 524				205L		285L		
314 248 544	■				205LCB		285LCB	
314 248 534	■			205LC		285LC		
314 248 514	■		205LGB					
314 248 514	■		4205L					
314 248 514	□	3205L						
314 248 504	■	5205L						
314 248 494	■	9205L						
Red = also in RA								




See pages 54-55			
PrepTwins			
ISO ø 1/10 mm	020		
L mm	8.0		
RA			
204 249 524	■	RA PT862/6	
204 249 514	■	RA PT4862/6	
204 249 504	■	RA PT5862/6	




 862 ISO ø 1/10 mm L mm FG  314 249 524 314 249 544 314 249 534 314 249 514 314 249 514 314 249 514 314 249 504 Red = also in RA 													
	009	010	011	012	013	014	015	016	017	018	019	021	
	8.0	8.0	8.0	8.0	8.0	8.0	8.0	8.0	8.0	8.0	8.0	8.0	8.0
		363	364		365		311S		311		312		367
										311CB		312CB	
			364C		365C		311SC		311C		312C		367C
								311GB		312GB			
				4365		4311S		4311					
							3311						
							5311						




 863 ISO ø 1/10 mm L mm FG  314 250 524 314 250 544 314 250 534 314 250 524 314 250 514 314 250 514 314 250 514 314 250 504 314 250 494 Red = also in RA 													
	009	010	011	012	013	014	015	016	017	018	019	021	
	10.0	10.0	10.0	10.0	10.0	10.0	10.0	10.0	10.0	10.0	10.0	10.0	10.0
			404L		405L		505		505L		312N		378
												312NCB	
				405LC		505C		505LC		312NC			378C
								8505L					
					405LGB		505GB		505LGB		312NGB		
				4405L		4505		4505L		4312N			
			3405L										
		5405L											
	9405L				9505L								

























 888 ISO ø 1/10 mm L mm FG  314 213 524 314 213 544 314 213 534 314 213 514 314 213 514 Red = also in RA 								
	018	019	022	022	023	023	024	024
	6.5	6.5	9.0	11.0	9.0	11.0	9.0	11.0
			95		D20	D21		
							D20CB	D21CB
			95C		D20C	D21C		
		95GB		D20GB	D21GB			
					40D21			

Tapered












 846												
	ISO ø 1/10 mm	012	014	015	016	017	017	018	018	019	019	025
	L mm	6.0	6.0	6.0	6.0	6.0	7.0	6.0	7.0	6.0	7.0	7.0
	FG											
	314 171 524	107A	106		109			113	213			109A
	314 171 544			106CB		109CB				113CB	213CB	
	314 171 534	107AC	106C		109C			113C	213C			109AC
314 171 514					113GB	213GB						
314 171 514					4113	4213						
Red = also in RA												

 848												
	ISO ø 1/10 mm	010	012	013	014	015	016	017	018	022	023	024
	L mm	10.0	10.0	10.0	10.0	10.0	10.0	10.0	10.0	10.0	10.0	10.0
	FG											
	314 173 524	D12	D13		D15		D5		D19		D22	
	314 173 544							D5CB				D22CB
	314 173 534		D13C		D15C		D5C		D19C		D22C	
314 173 514					D5GB				D22GB			
314 173 514				40D5								
314 173 504			50D5									
Red = also in RA												

























 848L						
	ISO ø 1/10 mm	012	014	016	018	021
	L mm	11.5	11.5	11.5	11.5	11.5
	FG					
	314 174 524	D13L	D15L	D5L	D19L	D22L
314 174 534	D13LC	D15LC	D5LC	D19LC	D22LC	

											
845											
ISO ø 1/10 mm		009	010	011	012	013	014	015	016	017	018
L mm		3.0	4.0	4.0	4.0	4.0	4.0	4.0	4.0	4.0	4.0
FG											
314 170 524		206A	205A		206		208		228		313
314 170 544 						206CB		208CB			
314 170 534 					206C		208C		228C		313C
314 170 524 					8206						
314 170 514 				206GB		208GB					
314 170 514 				4206				4228		4313	
314 170 514 			3206						3313		
314 170 504 			5206								
314 170 494 		9206									
FG Long											
315 170 524					L206						
315 170 534 					L206C						
Red = also in RA											







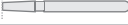






Tapered short



















					
845					
ISO ø 1/10 mm		022	023	024	025
L mm		4.0	4.0	4.0	4.0
FG					
314 170 524				413	
314 170 544 					413CB
314 170 534 				413C	
314 170 514 			413GB		
314 170 514 		3413			
























Tapered short























														
847														
ISO ø 1/10 mm		010	012	013	014	015	016	017	018	019	020	022	023	025
L mm		8.0	8.0	8.0	8.0	8.0	8.0	8.0	8.0	8.0	8.0	8.0	8.0	8.0
FG														
314 172 524		116A	116		116N		117		117N		520		113N	
314 172 544 				116CB				117CB						113NCB
314 172 534 			116C		116NC		117C		117NC				113NC	
314 172 524 							8117							
314 172 514 		116GB				117GB		117NGB				113NGB		
314 172 514 						4117		4117N		4520				
314 172 514 		3116			3117									
314 172 504 			5116N		5117									
Red = also in RA														













Tapered

Tapered						
	847					
	ISO ø 1/10 mm		027	028	029	030
	L mm		8.0	8.0	8.0	8.0
	FG					
	314 172 524				113S	
	314 172 544					113SCB
	314 172 534					113SC
	314 172 524				8113S	
	314 172 514			113SGB		
314 172 514			4113S			
314 172 514		3113S				

Tapered rounded edge											
	845KR										
	ISO ø 1/10 mm		014	015	016	017	018	020	021	022	023
	L mm		4.0	4.0	4.0	4.0	4.0	4.0	4.0	4.0	4.0
	FG										
	314 544 524				407R		409R		411R		413R
	314 544 534				407RC		409RC		411RC		413RC
	314 544 524								8411R		
	314 544 514				407RGB		409RGB		411RGB		413RGB
	314 544 514				4407R		4409R				4413R
314 544 514					3409R				3413R		
314 544 504		5407R									


Tapered rounded edge															
	846KR														
	ISO ø 1/10 mm		012	013	014	014	015	015	016	016	016	017	018	018	019
	L mm		6.0	6.0	6.0	6.0	6.0	6.0	6.0	6.0	6.0	6.0	6.0	6.0	6.0
	FG														
	314 545 524									417R				513	
	314 545 544								425CB						
	314 545 534								417RC				513C		
	314 545 524					8425			8417R				8513	8525	8113R
	314 545 514		1040				4417R								
314 545 514			3425						3513	3525	3113R				
314 545 504				5417R											
	Red = also in RA														
															





Tapered rounded edge, normal														
	847KR													
	ISO ø 1/10 mm		012	013	014	016	016	016	017	018	021	022	023	
	L mm		8,0	8,0	8,0	8,0	8,0	8,0	8,0	8,0	8,0	8,0	8,0	
	FG													
	314 546 524					422R	517				526			113NR
	314 546 544 					422RCB								
	314 546 534 					422RC	517C				526C			
	314 546 524 				8427	8422R	8517				8526			8113NR
	314 546 514 								526GB					
314 546 514 			4427		4422R	4517		4526				4113NR		
314 546 514 		3427		3422R		3517	3526			3113NR	3513N			
314 546 504 				5422R			5526							










Tapered rounded edge, long						
	848KR					
	ISO ø 1/10 mm		016	017	018	019
	L mm		10,0	10,0	10,0	10,0
	FG					
	314 553 524				423R	
	314 553 544 					423RCB
	314 553 534 				423RC	
	314 553 524 				8423R	
	314 553 514 			423RGB		
314 553 504 		5423R				






















See pages 54-55









PrepTwins






























ISO ø 1/10 mm	020
L mm	8,0
RA	
204 546 524 	RA PT847KR/6
204 546 514 	RA PT4847KR/6
204 546 504 	RA PT5847KR/6









Tapered round, sort							
	849						
	ISO ø 1/10 mm		009	010	012	014	016
	L mm		4,0	4,0	4,0	4,0	4,0
	FG						
	314 196 524		486	481	482	483	484
	314 196 534 				482C	483C	484C






 855 ISO ø 1/10 mm L mm FG 												
	010	011	012	013	014	014	015	015	016	018	022	023
	7.0	7.0	7.0	7.0	7.0	6.0	7.0	6.0	6.0	6.0	7.0	7.0
314 197 524			D16		D17					D8		
314 197 544 				D16CB			D17CB			D8CB		
314 197 534 			D16C		D17C					D8C		
314 197 514 			D16GB						D8GB			D7GB
314 197 514 		40D16		40D17				40D8				40D7
314 197 514 						30D8						
314 197 504 	50D16					50D8					50D7	
Red = also in RA 												


















 855 ISO ø 1/10 mm L mm FG 		
	025	026
	7.0	7.0
314 197 524	D7	
314 197 544 		D7CB
314 197 534 	D7C	
314 197 524 	80D7	
Red = also in RA 		

















 856L ISO ø 1/10 mm L mm FG 					
	014	015	016	018	020
	9.0	9.0	9.0	9.0	9.0
314 198 524	237L		238L	239L	240L
314 198 544 					
314 198 534 	237LC		238LC	239LC	240LC
314 198 514 		4238L			












 856  ISO ø 1/10 mm L mm FG 													
	009	010	012	013	014	015	015	016	016	017	017	018	019
	8.0	8.0	8.0	8.0	8.0	8.0	8.0	8.0	8.0	8.0	8.0	8.0	8.0
	314 198 524	D23	D24	D25		D26			D18				235
	314 198 544				D25CB						D18CB		235CB
	314 198 534			D25C		D26C			D18C				235C
	314 198 524												8235
	314 198 514						D18GB					235GB	
	314 198 514		40D25	40D26			40D18			4235			
	314 198 514									3235			
314 198 504					50D18				5235				
314 198 494							9235						
Red = also in RA 													












 856  ISO ø 1/10 mm L mm FG 					
	019	021	023	025	026
	8.0	8.0	8.0	8.0	8.0
	314 198 524		235A		235S
	314 198 544				235SCB
	314 198 534		235AC		235SC
314 198 514	4235A		4235S		












 886Z  ISO ø 1/10 mm L mm FG 		
	017	018
	9.0	9.0
	314 210 524	123
	314 210 534	123C
	314 210 514	123GB
314 210 514	4123	

 850  ISO ø 1/10 mm L mm FG 													
	010	011	012	013	014	014	015	015	015	016	016	016	017
	10.0	10.0	10.0	10.0	10.0	10.5	10.0	10.0	10.0	10.0	10.0	10.0	10.0
	314 199 524	232		233			231			234			D6
	314 199 544				233CB								234CB
	314 199 534			233C						234C			D6C
	314 199 524									8234			80D6
	314 199 514		233GB				234GB	D6GB					
	314 199 514		4233					40D6				4236	
	314 199 514	3233					30D6					3236	
314 199 504				5234	50D6						5236		
314 199 494				90D6					9236				
Red = also in RA 													















 850  ISO ø 1/10 mm L mm FG 												
	017	017	018	019	020	021	022	023	024	025	026	027
	10,0	10,0	10,0	10,0	10,0	10,0	10,0	10,0	10,0	10,0	10,0	10,0
	314 199 524		236				237				238	
	314 199 544	D6CB		236CB				237CB				238CB
	314 199 534		236C				237C				238C	
	314 199 524		8236				8237				8238	
	314 199 514	236GB				237GB				238GB		
	314 199 514					4237				4238		
	314 199 514				3237							
314 199 504				5237				5238				
314 199 494							9238					
Red = also in RA 												












 850L  ISO ø 1/10 mm L mm FG 								
	012	014	016	018	021	022	023	024
	11,5	11,5	11,5	11,5	11,0	11,0	11,0	11,0
	314 199 524	246	247	248	249			240
	314 199 544							240CB
	314 199 534	246C	247C	248C	249C			240C
	314 199 514	247GB					240GB	
	314 199 514			4249			4240	
	314 199 514					3240		

















 851  ISO ø 1/10 mm L mm FG 								
	010	011	012	015	016	016	017	
	8,0	8,0	8,0	8,0	8,0	8,0	8,0	
	314 219 524	17		19		18		19A
	314 219 534			19C		18C		
	314 219 514		19GB		18GB		19AGB	
	Red = also in RA 							





















Tapered round, safe end							
	857						
	ISO ø 1/10 mm		012	014	015	016	017
	L mm		9,5	9,5	10,0	10,0	10,0
	FG						
	314 220 524		16L	17L		18L	19L
314 220 534		16LC	17LC		18LC	19LC	
314 220 514				18LGB			
							






















Pointed















Pointed round						
	955					
	ISO ø 1/10 mm		007	008	009	010
	L mm		4,0	4,0	4,0	4,0
	FG					
	314 699 524					D9
314 699 534					D9C	
314 699 524					80D9	
314 699 514				D9GB		
314 699 514				40D9		
314 699 504			50D9			
314 699 494		90D9				
						









Pointed cone					
	956				
	ISO ø 1/10 mm		008	009	010
	L mm		3,0	3,0	3,0
	FG				
	314 699 524				D1
314 699 534				D1C	
314 699 514				D1GB	
314 699 514			40D1		
314 699 494		90D1			
					

Pointed cone									
	852								
	ISO ø 1/10 mm		013	014	015	016	017	018	019
	L mm		6,0	6,0	6,0	6,0	6,0	6,0	6,0
	FG								
	314 164 524			117A		117S		113A	
314 164 544						117SCB		113ACB	
314 164 534			117AC		117SC		113AC		
314 164 514				117SGB		113AGB			
314 164 514		4117A		4117S					
314 164 504			5117S	5113A					
									


















Pointed cone												
	858											
	ISO ø 1/10 mm		010	010	011	012	011	012	013	014	016	018
	L mm		7,0	7,0	7,0	7,0	8,0	8,0	8,0	8,0	8,0	9,0
	FG											
	314 165 524		D11			D2		D11A		D14	360	361
	314 165 534		D11C			D2C		D11AC		D14C	360C	361C
	314 165 514		D11GB			D2GB			D14GB			
	314 165 514					40D2			40D14			
	314 165 514				30D2			30D14				
314 165 504				50D2			50D14					
314 165 494				90D2			90D14					
	Red = also in RA											
												













Pointed cone												
	859											
	ISO ø 1/10 mm		010	011	012	012	013	014	015	016	018	021
	L mm		10,0	10,0	10,0	10,0	10,0	10,0	10,0	10,0	11,0	10,0
	FG											
	314 166 524		D4A		D34A			D34		D4	D38	D39
	314 166 534			D4AC	D34AC			D34C		D4C	D38C	D39C
	314 166 524									80D4		
	314 166 514			D34AGB			D34GB		D4GB			
	314 166 514						40D34		40D4			
314 166 514						30D34	30D4					
314 166 504					50D34		50D4					
314 166 494						90D4						
	Red = also in RA											
												




















Pointed cone					
	859				
	ISO ø 1/10 mm		010	011	012
	L mm		11,0	11,0	11,0
	FG				
	314 167 524				D3
	314 167 534				D3C
	314 167 524				80D3
	314 167 514				D3GB
	314 167 514				40D3
314 167 514				30D3	
314 167 504				50D3	
314 167 494			90D3		
	Red = also in RA				
					

Pointed cone, round						
	859L					
	ISO ø 1/10 mm		010	014	016	018
	L mm		11,5	11,5	11,5	12,0
	FG					
	314 167 524		D33	D35	D36	D37
	314 167 534		D33C	D35C	D36C	D37C

Torpedo


 878K  ISO ø 1/10 mm L mm FG 										
	010	011	012	013	014	015	016	017	018	
	8.0	8.0	8.0	8.0	8.0	8.0	8.0	8.0	8.0	
	314 298 524			181		181N		182		183
	314 298 544 				181CB				182CB	
	314 298 534 			181C		181NC		182C		183C
	314 298 514 		181GB				182GB		183GB	
	314 298 514 		4181		4181N		4182			
	314 298 504 	5181				5182				

 878K  ISO ø 1/10 mm L mm FG 					
	020	021	022	023	024
	8.0	8.0	8.0	8.0	8.0
	314 298 524		184		185
	314 298 544 			184CB	185CB
	314 298 534 		184C		185C
	314 298 514 	184GB		185GB	
	314 298 514 	4184		4185	

 877K  ISO ø 1/10 mm L mm FG 												
	011	012	013	014	015	016	017	017	018	019	021	
	6.0	6.0	6.0	6.0	6.0	6.0	6.0	6.0	6.0	6.0	6.0	
	314 297 524		161		161N		162			163		164
	314 297 544 							162CB			163CB	
	314 297 534 		161C		161NC		162C			163C		164C
	314 297 514 	161GB				162GB			163GB			
	314 297 514 	4161		4161N	4062	4162			4163			
	314 297 504 			5062								

Red = also in RA


See pages 54-55



























PrepTwins


















ISO ø 1/10 mm	020
L mm	6.0

RA












































204 297 524		RA PT877K/6
204 297 514		RA PT4877K/6
204 297 504		RA PT5877K/6

Torpedo conical													
	879K												
	ISO ø 1/10 mm		012	013	014	015	016	017	018	019	020	021	023
	L mm		10.0	10.0	10.0	10.0	10.0	10.0	10.0	10.0	10.0	10.0	10.0
	FG												
													
	314 299 524		190		191		192		193		194	195	196
	314 299 544					191CB		192CB		193CB		194CB	
	314 299 534		190C		191C		192C		193C		194C		196C
	314 299 524											8195	
314 299 514			191GB		192GB		193GB						
314 299 514					4192		4193		4194	4195			
314 299 504									5195				
314 299 494								9195					

Torpedo conical										
	898									
	ISO ø 1/10 mm		013	014	015	016	017	018	020	021
	L mm		10.0	10.0	10.0	10.0	10.0	10.0	10.0	10.0
	FG									
										
	314 586 524			101		102L		103		104
	314 586 544				101CB					
	314 586 534			101C		102LC		103C		104C
	314 586 514		101GB		102LGB		103GB		104GB	
314 586 514		4101		4102L		4103				
314 586 504			5102L							
Red = also in RA										
										


Football





  368 												
	ISO ø 1/10 mm	010	011	012	012	013	014	016	016	017	018	
	L mm	2.5	2.5	2.5	3.0	3.0	3.0	3.2	3.5	3.5	3.5	
	FG											
	314 257 524	252A		254			253	252			255A	
	314 257 534 			254C			253C				255AC	
	314 257 524 										8255A	
	314 257 514 			254GB						255AGB		
	314 257 514 			4254		4253				4255A		
	314 257 504 	5254				5253			5255A			
Red = also in RA												









  368 						
	ISO ø 1/10 mm	020	021	022	023	024
	L mm	5.0	5.0	5.0	5.0	5.0
	FG					
	314 257 524					255
	314 257 544 					255CB
	314 257 534 					255C
	314 257 524 					8255
	314 257 514 				255GB	
	314 257 514 				4255	
314 257 514 			3255			
314 257 504 			5255			
314 257 494 	9255					
FG Long						
315 257 524					L255	
315 257 534 					L255C	
315 257 504 			L5255			
Red = also in RA						

See pages 54-55























PrepTwins































ISO ø 1/10 mm	020
L mm	3.5
RA	
204 257 524 	RA PT368/6
204 257 514 	RA PT4368/6
204 257 504 	RA PT5368/6

				
369				
ISO ø 1/10 mm		023	025	
L mm		5,5	5,5	
FG				
314 263 524				370
314 263 534				370C
314 263 514		4370		















Football














													
379													
ISO ø 1/10 mm		010	011	011	012	013	014	016	016	017	018	019	
L mm		2,0	2,0	2,5	2,0	2,5	2,5	3,2	3,5	3,5	3,5	3,5	
FG													
314 277 524					256		257S	260	268			257	
314 277 544													257CB
314 277 534					256C		257SC	260C	268C			257C	
314 277 524												8257	
314 277 514			256GB			257SGB					257GB		
314 277 514			4256								4257		
314 277 514		3256							3257				
314 277 504		5256		5257S					5257				












Football egg










													
379													
ISO ø 1/10 mm		021	022	023	024	026	029	030	031	032	033	034	
L mm		4,5	4,5	4,5	4,5	4,5	4,5	6,0	6,0	6,0	6,0	6,0	
FG													
314 277 524				258			258N					259	
314 277 544					258CB								259CB
314 277 534				258C			258NC					259C	
314 277 524				8258								8259	
314 277 514			258GB			258NGB					259GB		
314 277 514			4258	4258A							4259		
314 277 514		3258							3259				
314 277 504		5258							5259				
314 277 494								9259					
FG Long													
315 277 524				L258									
315 277 534				L258C									
315 277 514			L4258										
315 277 504		L5258											
Red = also in RA													







Football egg

  379 Slim  FG 									
	ISO ø 1/10 mm	016	017	020	021	022	022	023	024
	L mm	3.5	3.5	5.0	5.0	5.0	5.0	5.0	5.0
	314 277 524		250A						250
	314 277 544	■							250CB
	314 277 534	■		250AC					250C
	314 277 524	■							8250
	314 277 514	■	250AGB				250GB		
	314 277 514	■					4250	4250B	
	314 277 514	□				3250			
314 277 504	■				5250				
314 277 494	■			9250					
Red = also in RA 									






 390  FG 									
	ISO ø 1/10 mm	013	014	015	016	018	019	020	021
	L mm	3.0	3.0	3.0	3.0	4.0	4.0	4.0	4.0
	314 274 524					274			274N
	314 274 534	■			274C				274NC
	314 274 514	■		274GB				274NGB	
	314 274 514	■		4274				4274N	
	314 274 514	□		3274			3274N		
	314 274 504	■		5274			5274N		
	314 274 494	■	9274			9274N			
Red = also in RA 									








 899  FG 								
	ISO ø 1/10 mm	019	020	021	024	025	026	027
	L mm	6.5	6.5	6.5	7.0	7.0	7.0	7.0
	314 033 524			243				245
	314 033 534	■		243C				245C
	314 033 514	■		243GB			245GB	
	314 033 514	■		4243			4245	
	314 033 514	□	3243					
	314 033 504	■	5243			5245		
	314 033 494	■	9243		9245			


















Football palatal grinder, short								
	811							
	ISO ø 1/10 mm		028	029	030	033	034	037
	L mm		4.0	4.0	4.0	4.5	4.5	5.0
	FG							
	314 038 524			198		198A		197
	314 038 544	■			198CB		198ACB	
314 038 534	■		198C		198AC		197C	
314 038 514	■	198GB						
314 038 514	■	4198						





Football double cone, long					
	811L				
	ISO ø 1/10 mm		036	037	038
	L mm		6.0	6.0	6.0
	FG				
	314 039 524			241	
	314 039 544	■			241CB
314 039 534	■		241C		
314 039 514	■	241GB			
314 039 514	■	4241			








Wheel / Lenticular

Wheel			
	815		
	ISO ø 1/10 mm		035
	L mm		0.5
	FG		
	314 040 524		130
	Red = also in RA		









Wheel						
	818					
	ISO ø 1/10 mm		035	039	040	050
	L mm		1.0	1.0	1.0	1.0
	FG					
	314 041 524		111A		111	110
	314 041 534	■	111AC		111C	110C
314 041 514	■		111GB			









Wheel wide										
	909									
	ISO ø 1/10 mm		015	027	033	034	037	038	039	040
	L mm		0.7	0.9	1.0	1.0	1.3	1.3	1.3	1.3
	FG									
	314 068 524		610N			10A			11A	
	314 068 544									11ACB
	314 068 534			610NC		10AC			11AC	
	314 068 514				10AGB			11AGB		
	314 068 514		4610					4011A		
314 068 504						5011A				
	Red = also in RA									
										








Lenticular			
	825		015
	ISO ø 1/10 mm		015
	L mm		0.5
	FG		
314 303 524		92	









Lenticular				
	825		041	042
	ISO ø 1/10 mm		041	042
	L mm		1.3	1.3
	FG			
314 313 524			102	
314 313 534			102C	
314 313 514		102GB		





Special shapes







Special shapes cavity margin trimmer					
	833		013	015	033
	ISO ø 1/10 mm		013	015	033
	L mm		2.2	2.0	3.5
	FG				
	314 466 514		4135	4035	4132
		Red = also in RA			
					






Special shapes interdental					
	392		015	016	018
	ISO ø 1/10 mm		015	016	018
	L mm		5.0	5.0	5.0
	FG				
	314 466 524				335
	314 466 514			4335	
	314 466 514		5335		








Special shapes Torpedo, short				
	874		010	011
	ISO ø 1/10 mm			
	L mm		2.0	2.0
	FG			
314 536 514				4310S
314 536 504			5310S	







Special shapes flame, long neck					
	889				
	ISO ø 1/10 mm		009	010	012
	L mm		4.0	4.0	4.0
	FG				
314 540 524				426	428
314 540 534					428C
314 540 514			4426		

Special shapes cylindrical, spiral groove			
	842		016
	ISO ø 1/10 mm		
	L mm		9.0
	FG		
314 115 524			450

Special shapes conical, spiral groove				
	848			
	ISO ø 1/10 mm		020	023
	L mm		9.0	9.0
	FG			
314 177 524		451		6S
314 177 534				6SC

Special shapes depth marker			
	835		010
	ISO ø 1/10 mm		
	L mm		2.0
	FG		
314 107 534			707C

Special shapes depth marker					
	818				
	Penetration depth 1/10 mm		003	005	007
	L mm		1.0	1.0	1.0
	FG				
314 041 534			102AC	103AC	108AC

Special shapes depth marker						
	834					
	Penetration depth 1/10 mm		004	008	012	
	FG					
	314 552 524		S4	S8	S12	

Intensiv Diamond Instruments FG Miniature

	Ball 801						802			Inverted cone 805						806		
ISO ø 1/10 mm	007	009	012	014	017	018	009	011	012	008	009	011	012	015	016	008	008	009
L mm	-	-	-	-	-	-	2.5	2.5	2.5	0.7	0.7	1.0	1.0	1.5	1.5	1.8	2.0	2.0
524	M199	M200S	M200	M201S		M201	M300S		M300		M216N		M216		M202			M316N
534	■	*M200SC	*M200C	*M201SC		*M201C			*M300C		*M216NC		*M216C		*M202C	*M316SC		M316NC
514	■	*M200SGB	*M200GB	*M201SGB		*M201GB			*M300GB		*M216NGB		*M216GB		*M202GB			*M316NGB
514	■					M4201												

	806		Pear 830R						Cylinder 835						836			
ISO ø 1/10 mm	011	012	009	010	011	012	017	018	020	008	009	009	010	012	013	014	013	014
L mm	2.5	2.5	2.5	2.5	3.0	3.0	3.0	3.0	3.0	4.0	3.0	4.0	3.0	4.0	4.0	4.0	6.0	6.0
524		M316		M218		M219		M220				M212	M210	M214		M204		M114
544	■							M220CB										
534	■	*M316C		*M218C		*M219C		*M220C				*M212C	*M210C	*M214C		*M204C		*M114C
514	■	*M316GB		*M218GB		*M219GB		*M220GB				*M212GB	*M210GB		*M204GB		*M114GB	
514	■														M4204			

	836		880		881				885		878		877		Flame 860		861	
ISO ø 1/10 mm	015	011	012	013	011	013	014	015	011	011	011	012	013	009	013	014	015	011
L mm	6.0	6.0	6.0	6.0	8.0	8.0	8.0	8.0	7.5	7.5	8.0	8.0	8.0	6.0	5.0	5.0	5.0	7.0
524				M305		M321		M315S		M124		M308				M205		
544	■	*M114CB				*M305CB				*M315SCB				*M308CB				*M205CB
534	■			*M305C		*M321C		*M315SC		M124C		*M308C						*M205C
514	■			*M305GB				*M315SGB		*M124GB		*M308GB						*M205LGB
514	■							M4315S										

	861		Tapered 845				847		855									
ISO ø 1/10 mm	012	013	011	012	010	012	013	015	016	017	011	012	013	014	015	016	018	022
L mm	7.0	7.0	4.0	4.0	8.0	8.0	8.0	8.0	8.0	8.0	7.0	7.0	7.0	6.0	6.0	6.0	6.0	7.0
524	M205L			M206				M116		M117				MD16			MD8	
544	■	*M205LCB						*M116CB		*M117CB				*MD16CB			*MD8CB	
534	■	*M205LC		*M206C				*M116C		*M117C				MD16C			MD8C	
514	■			*M206GB				*M116GB		*M117GB						*MD8GB		
504	■															*M50D8		
																	*M50D7	

	855			856			851		858		Football 368				
ISO ø 1/10 mm	023	025	026	015	016	017	011	012	012	011	012	022	023	024	
L mm	7.0	7.0	7.0	8.0	8.0	8.0	8.0	8.0	7.0	2.5	2.5	5.0	5.0	5.0	
524		MD7				MD18		M19	MD2		M254		M255		
544	■		*MD7CB					*MD18CB						*M255CB	
534	■	MD7C				MD18C			MD2C		*M254C		*M255C		
514	■	*MD7GB				*MD18GB		*M19GB			*M254GB		*M255GB		

* as long as stocks last

Intensiv HygienicTray

Developed by Dr. Gigandet and Dr. Engel, University of Bern, Switzerland

Resistant high quality stainless steel instrument tray for the arrangement of all rotating instruments for routine treatment protocols

Instrument trays for the permanent availability of all rotating instruments for routine treatment protocols have become an indispensable support in dental clinics.

The Intensiv HygienicTray offers the appropriate solution.

Dental clinic processes have become standardized by the availability of the complete set of commonly used rotating instruments.

Product description

- To disassemble into different parts made of high quality stainless steel.
- Without hard to reach fissures and hollows.
- Rounded edges.
- Height: suitable for standard sterilization trays.

Indications

- Organization of standard instruments for all routine treatment protocols
- Instrument holder during the sterilization process
- Storage of rotary instruments

Benefits

- Organization and availability of commonly used rotating instruments
- Easy instrument removal due to irregular arranged position of instruments
- Easily disassembled into single parts, free from fissures and hollows, completely hygienic
- Durable resistant and unlimited sterilizable stainless steel


Intensiv HygienicTray HT100



Ref. HT100*

- 3 separable parts: foldable cover; instrument tray; bottom
- 13 FG and 5 RA instrument holders
- Ergonomic instrument access due to high and inclined tray position


Intensiv HygienicTray HT300



Ref. HT300*

- 2 separable parts: foldable cover; instrument tray
- 13 FG and 5 RA instrument holders
- Ergonomic instrument access due to low and inclined tray position

Intensiv HygienicTray HT3000



Ref. HT3000*

- 2 separable parts
- 36 FG and 18 RA instrument holders
- Easy instrument removal due to irregular arranged position of instruments

* delivered without rotating instruments

Intensiv ProxoshapeTray

New

Compact stainless steel tray with colored silicone holders for the support of oscillating files Intensiv Proxoshape

During treatments that involve the use of Intensiv oscillating files, it is important to benefit from a support which is safe, hygienic, sterilizable and customizable in the content. The identification of the file to be used has to be clear and immediate. The storage of the files after sterilization must be carried out in complete safety.

Product description

- Tray in stainless steel, consisting in a base and lid.
- The Tray has an internal folding support with nine holes suitable to support sterilisable colored silicone holders.
- Dimensions: 87x51x14 mm (LxWxH).
- The Tray has slots for the disinfection liquid to flow through it.
- The Tray is designed to hold, through its silicone holders, nine Intensiv oscillating files, such as:

Intensiv Proxoshape,
Intensiv Bevelshape,
Intensiv Rootshape.

Indications


- Arrangement of Intensiv oscillating files during interproximal preparation, excess removal, finishing and polishing procedures
- Support of Intensiv oscillating files during disinfection and sterilisation processes
- Storage of Intensiv oscillating files

Benefits

- Intensiv files available during the treatment
- Colored silicone supports for individual combination of the needed files
- Compact and light
- Suitable for disinfection and sterilization
- Storage in complete safety of Intensiv files



1) Intensiv ProxoshapeTray closed 2) Easy identification of Intensiv file 3) Secure file take out












Ref. PST500
(delivered without files)

All colored silicone holders are available in packaging of 10 pieces or in assortment of 8 pieces.

8 silicone holders are delivered free with the Tray. The desired silicone holders are to be ordered with the Tray.

Available colored silicon holders

Bur-shank silicone holders					
Ref.	056green/10	056grey/10	056darkblue/10	056brown/10	056red/10
µm (the grit size is related to the files)	125	90	80	60	40

Bur-shank silicone holders				
Ref.	056white/10	056yellow/10	056orange/10	056ass/8
µm (the grit size is related to the files)	25	15	08	

Compact stainless steel tray with colored silicone holders for the support of Intensiv Ortho-Strips during interproximal reduction (IPR) in Orthodontics

During treatments that involve the use of Intensiv Ortho-Strips, it is important to benefit from a support which is safe, hygienic, sterilizable and customizable.

The identification of the file to be used has to be clear and immediate.

The storage of the files after sterilization must be carried out in complete safety.

Product description

- Tray in stainless steel, consisting of a base and lid.
- The Tray has an internal folding support with six holes suitable to support sterilisable colored silicone holders.
- Dimensions: 87x51x14 mm (LxWxH).
- The Tray has slots for the disinfection liquid to flow through it.
- The Tray is designed to hold, through its silicone holders, six Intensiv Ortho-Strips, for mechanical Orthodontic stripping.

Indications


- Arrangement of Intensiv Ortho-Strips during Orthodontic stripping procedures
- Support of Intensiv Ortho-Strips during disinfection and sterilisation processes
- Storage of Intensiv Ortho-Strips

Benefits

- Intensiv Ortho-Strips available during the treatment
- Colored silicone supports for individual combination of the needed strips
- Compact and light
- Suitable for disinfection and sterilization
- Storage in complete safety of Intensiv Ortho-Strips



- 1) Introduction of the colored silicone supports in the Tray for the positioning of the Intensiv Ortho-Strips
- 2) Selection of Intensiv Ortho-Strips according to the IPR procedure



Ref. OST400
(delivered without strips)

All colored silicone holders are available in packaging of 10 pieces or in assortment of 8 pieces.

8 silicone holders are delivered free with the Tray. The desired silicone holders are to be ordered with the Tray.

Available colored silicon holders

Bur-shank silicone holders				
Ref.	056darkblue/10	056brown/10	056red/10	056white/10
µm (the grit size is related to the strips)	80	60	40	25
Bur-shank silicone holders				
Ref.	056yellow/10	056orange/10	056ass/8	
µm (the grit size is related to the strips)	15	8		

Intensiv Cutting Instruments

Swiss Premium Quality

In restorative therapies the complete excavation of decayed dentine is a mandatory step. The use of precise and efficient rotating cutting instruments allows for tactile perception of healthy dental tissue. For the removal of crowns, instruments which allow minimum separation procedure time without causing vibration are necessary.

For the removal of amalgam it is preferable to use instruments that allow for chopping of debris, avoiding pulverization. In Orthodontics, all residues of composite resins used for bracket bonding must be completely removed, and the tooth surfaces polished to achieve their natural roughness.




Indications

- Excavation of decayed dentine
- Removal of orthodontic composite (Debonding)
- Cutting of crowns and bridges made of metal, metal-ceramic
- Amalgam removal




Benefits

- Swiss Premium Quality
- Excellent cutting performance
- High resistance to instrument breakage
- Low vibration of instrument




ExcavatingCutter

		
Ball 801		
ISO ø 1/10 mm		006 008 009 010 012 014 016 018 021 023
FG 500 314 001 001	CU1 314 006	CU1 314 008 CU1 314 010 CU1 314 012 CU1 314 014 CU1 314 016 CU1 314 018 CU1 314 021 CU1 314 023
RA 500 204 001 001		CU1 204 008 CU1 204 009 CU1 204 010 CU1 204 012 CU1 204 014 CU1 204 016 CU1 204 018 CU1 204 021 CU1 204 023




ExcavatingCutter

		
Ball 801		
ISO ø 1/10 mm		010 012 014 016 018 021 023
RA 500 204 001 003	CU1S 204 010	CU1S 204 012 CU1S 204 014 CU1S 204 016 CU1S 204 018 CU1S 204 021 CU1S 204 023


ExcavatingCutter

		
Inverted cone 805		
ISO ø 1/10 mm		012 014 016
L mm		1.2 1.4 1.5
FG 500 314 010 001	CU2 314 012	CU2 314 014 CU2 314 016
RA 500 204 010 001	CU2 204 012	CU2 204 014 CU2 204 016




ExcavatingCutter

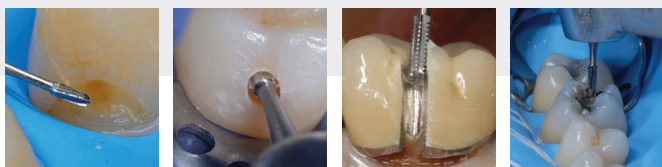
		
Pear 830		
ISO ø 1/10 mm		009
L mm		2.9
FG 500 314 233 006		CU245 314 009

ExcavatingCutter

		
Pear 830R		
ISO ø 1/10 mm		006 008 010
L mm		1.7 1.8 2.0
FG 500 314 237 001	CU7 314 006	CU7 314 008 CU7 314 010





ExcavatingCutter

		
Pear 830R		
ISO ø 1/10 mm		008 010 008
L mm		1.1 1.3 2.0
FG 500 314 237 008	CU42308	CU42310 CU42309








Clinical pictures: Prof. Antonio Cerutti, Brescia, Italy and Dr. A. Devigus, Bülach, Switzerland





ExcavatingCutter

			
Pear long 830RL			
ISO \varnothing 1/10 mm		008	010
L mm		4.0	4.0
FG 500 314 238 006	CU7L 314 008	CU7L 314 010	






CavityCutter

				
Cylinder 835				
ISO \varnothing 1/10 mm		008	010	012
L mm		3.6	4.1	4.1
FG 500 314 107 007	CU31 314 008	CU31 314 010	CU31 314 012	




CavityCutter

			
Cylinder rounded 838			
ISO \varnothing 1/10 mm		010	012
L mm		4.1	4.1
FG 500 314 137 007	CU31R 314 010	CU31R 314 012	

CavityCutter

				
Tapered 845				
ISO \varnothing 1/10 mm		010	012	016
L mm		4.1	4.1	4.5
FG 500 314 168 007	CU33 314 010	CU33 314 012	CU33 314 016	

AmalgamCutter

		
Special form 838		
ISO \varnothing 1/10 mm		012
L mm		4.0
FG 500 314 139 008	CU36R 314 012	





DebondingCutter

		
Football 379		
ISO \varnothing 1/10 mm		023
L mm		3.5
FG 500 314 277 072	CU379 314 023	






DebondingCutter

		
Torpedo conical 878K		
ISO \varnothing 1/10 mm		016
L mm		8.0
FG 500 314 298 072	CU244K 314 016	





CavityCutter

			
Cylinder 835			
ISO \varnothing 1/10 mm		008	010
L mm		4.1	4.1
FG 500 314 107 006	CU21 314 008	CU21 314 010	


CavityCutter

				
Cylinder 835				
ISO \varnothing 1/10 mm		009	010	012
L mm		4.1	4.1	4.1
FG 500 314 107 008	CU41009	CU41010	CU41012	

CrownCutter

			
Cylinder rounded 838			
ISO \varnothing 1/10 mm		010	012
L mm		3.9	3.9
FG 500 314 137 008	CU41310	CU41312	

AmalgamCutter

			
Tapered 845			
ISO \varnothing 1/10 mm		012	016
L mm		3.9	3.9
FG 500 314 168 008	CU41612	CU41616	

Classic Intensiv Preparation and Finishing Sets



Ref. 044B:
B1, B2, B3, B4, B5, B6,
B7, B8, B9, B10, B11, B12

Intensiv Berner Uni Prep Set

University of Bern, Switzerland

Diamond instruments for the preparation of restorations (cast fillings) and crowns




Ref. 133:
8714, 3714B, 8710, 3710B,
8212S, 8200, 8200S, 4205,
9205, 4205L, PS2*, 4400
(* Proxoshape,
see page 60)

Intensiv Combi Prep Set: Direct Restoration

University of Zurich, Switzerland

Diamond instruments for direct tooth-coloured adhesive restorations



Ref. 106:
CS140, CS125, CS040, CS025
Ref. 106S:
CSS040, CSS025

Intensiv Cavishape Set, Intensiv Cavishape Set S

University of Bern, Switzerland

Oscillating diamond files for finishing preparation margins



Ref. 134:
8614, 3614B, 8714, 3714B,
8712, 3712B, 8710, 3710B,
80D4, 8259, 3259, 3113R,
3113NR, 3116, 8040, 3040B,
8040S, 3040SB

Intensiv Combi Prep Set: Indirect Restoration

University of Zurich, Switzerland

Diamond instruments for indirect tooth-coloured adhesive restorations



Ref. 022:
414, 3414, 3116, 9274,
3526, 4310, 4323, 9223

Intensiv Cerec Set

Prof. W. H. Mörmann, University of Zurich, Switzerland

Diamond instruments for Cerec restorations



Ref. 033:
8113R, 8113NR, 8117,
3113R, 3113NR, 3117

Intensiv Inlay Set

University of Zurich, Switzerland

Diamond instruments for classic inlay preparations



Ref. 135:
9401, 4205, 9205, 4274,
PS2S*, PS9S*, RS40*, RS9*,
9040, 8255, 9274
(* Proxoshape and Rootshape,
see pages 60/78)

Intensiv Combi Prep Set: Contouring and Finishing Set

University of Zurich, Switzerland

Diamond instruments for finishing of esthetic restorations



Ref. 009:
218B, 219B, 223B,
3218, 3219, 3223

Intensiv Piccolo Set

University of Bern, Switzerland

Diamond instruments for small cavity preparations with perfect margins



Ref. 122:
8310, 4310B, 8406A, 4406B,
8305LP, 4325L, 8414, 4414B,
80D3, 4305L, 8200S, 4255,
5315L

Intensiv Profi Prep Set

Prof. Marinello, Dr. Zitzmann, University of Basel,
Switzerland

Diamond instruments for fixed and removable prosthetics



Ref. 111:
30, 31, 32, 33, 34, 4035,
4036, 4037, 4038, 4039

Intensiv Uniprep Set Crowns & Bridges

Prof. Dr. C. Marinello, Universities of Zurich and
Geneva, Switzerland

Diamond instruments for crown and bridge
prosthetics



Ref. 066:
101C, 201C, 241, 255,
315S, 315SGB, 315L, 315LGB,
D01, D02, D9GB, 50D9

Intensiv Shoulder Bevel Prep Set

Dr. A. Schöler, Biel, Switzerland

Diamond instruments for crown preparations with
shoulder and bevel



Ref. 088:
8510, 8514, 8614,
3510, 3514, 3614,
3513, 3513N 3517

Intensiv Universal Set

University of Zurich, Switzerland

Diamond instruments for preparation and
finishing of cavities in aesthetic adhesive
restorations in posterior teeth



Ref. 001:
01140, 01125,
01480, 01440, 01425

Intensiv Tooth Caring Bur Set

University of Bern, Switzerland

Diamond instruments for lowering and finishing gingival
floors of proximal cavities and shoulders of crown
preparations without damaging adjacent teeth



Ref. 35A:
238C, 8238, 4238,
8195, 4195, 8325L,
4325L, 113AC, 8201NL,
4201NL, 8200, 4200,
8201, 4201, 8400,
4400, 8255A, 4255A

Intensiv Zirkon Set

Clinically approved by Swiss dental laboratory Dubs,
Zurich, Switzerland

Diamond-coated Instruments for Zirconium Oxide
Preparations in the Dental Laboratory

Intensiv Guided Universal Prep Set

Prof. Christoph Hämmerle, Clinic for Fixed and Removable Prosthodontics, University of Zurich
 Prof. Irena Sailer, University of Geneva, Switzerland

Innovative Prep set in Intensiv stainless steel tray Imprinted diagram guides through the current preparation methods of modern reconstructive dentistry

To meet the clinical needs of modern dentistry, the dentist has to have easy access to appropriate tools. Dimension- and shape-congruent instruments are one of the main premises for the success of modern high-quality reconstructions. The practitioner prefers to reach the desired treatment goal with as few perfectly adapted instruments as possible.

Intensiv, as manufacturer of superior diamond-coated instruments, offers all the instruments which serve the purpose of modern reconstructive dentistry. The new digital technology of the optical impression of tooth stumps and cavities requires a perfected, goal-oriented set of rotating and oscillating diamond instruments. A precise, tissue-conserving preparation for the manufacture of veneers, inlays, overlays, tabletops and adhesive bridges is permanently secured in the desired highest quality.

Product description

Tray:

- Two-piece stainless steel tray, consisting of a base, connected with a detachable lid.
- Dimensions: length 77mm, width 75mm, height 31mm.
- The tray is printed with a diagram as well as pictograms of the instruments for secure, structured guidance through the clinical applications.

Instruments:

- Diameter and shape of the finishing burs are congruent with the preparation instruments for the smoothing of the prepared tooth surfaces.
- The 90µm grit of preparation instruments permits the efficient removal of material without causing tissue damage or trauma to the pulp.
- Rounded shapes allow a simple instrument of the two congruent preparation and finishing burs, even with wide steps and near to the gingiva.


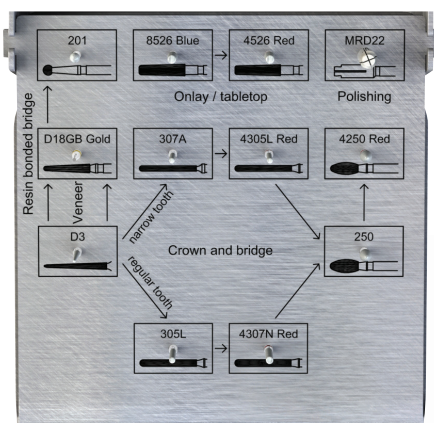
- Different abutment levels are prepared easily in two steps, thanks to the working part length of 10mm:
 - preparation instruments for pillar reduction with a grit of 90µm
 - Dimension- and shape-congruent instruments with a grit of 40µm for finishing.

Indications

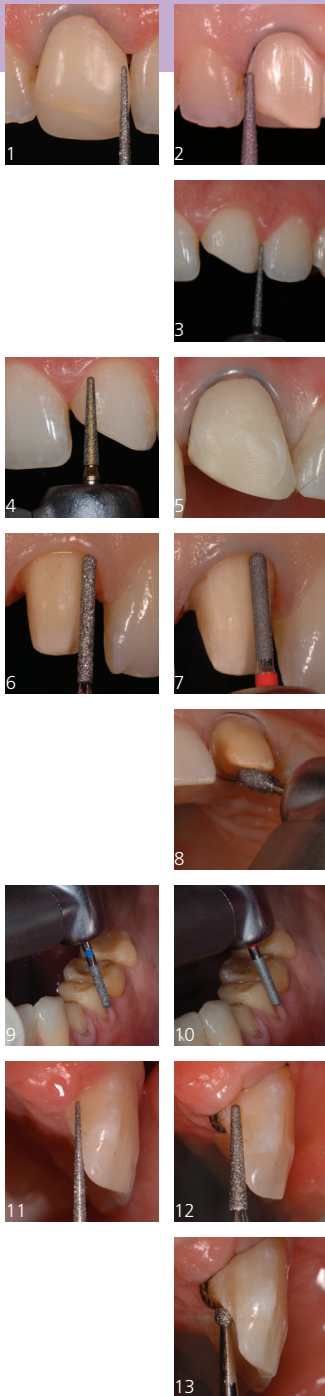
- Veneer preparation
- Crown preparation
- Full ceramic reconstructions
- Reconstructions with zirconium oxide ceramic
- Optical impression and CAD/CAM
- From minimal-invasive to conventional preparation technique

Benefits

- Clearly defined and effective application of diamond instruments, thanks to the diagram printed on the tray chart with a fixed sequence of instruments and their grits
- Unique, innovative prep set for all types of modern reconstruction
- Secure identification and storage of instruments
- The tray can be sterilized by a validated method



Ref. 158



Classic veneer

1) Before preparation, an ultra-fine retraction thread was placed in the sulcus to protect the gingival margin. Interdental preparation with separation instrument FG D3 2) Axial reduction with veneer preparation instrument FG D18GB, 0.5mm wide shoulder preparation

Additional veneer (purely defect-oriented preparation)

3) Interdental defect-oriented preparation with separation instrument FG D3 4) Axial reduction with veneer preparation instrument FG D18GB, tapering edge 5) Veneer detail

Full crown preparation

6) Shoulder preparation on tooth 21: placing of an ultra thin thread, interdental separation with separation instrument FG D3, 1mm wide circular internally rounded shoulder preparation with shoulder instrument FG 305L. The preparation set includes a narrow shoulder preparation instrument FG 307A for narrow tooth abutments and tight spaces 7) Palatal concavity with front-side rounded football instrument FG 250 8) Finishing of the shoulder and axial walls: the stump is smoothed with the newly developed - analogous to the dimensions of the preparation instrument - cylindrical finishing instrument FG 4307N (wide)

Partial crown, overlay (tabletop) preparation

9) Defect-oriented overlay (tabletop) preparation on a patient with dentition damaged by erosion and abrasion, rough preparation with preparation instrument FG 8526, occlusal preparation with football instrument FG 250 10) Finishing with appropriate finishing burs FG 4526 and FG 4250, posterior breaking of all sharp edges with Soflex discs clamped into the mandrel

Adhesive bridge preparation

11) Definition of a mesial and distal groove in the enamel in the desired direction of insertion, slightly palatal to the future contact point, with separation instrument FG D3 12) Expansion of groove in the enamel with conical veneer preparation instrument FG D18GB, thereby fulfilling currently valid requirements for full ceramic and CAD/CAM production (apically rounded, 6° conicity, clear groove definition) 13) Preparation of a cingulum support in the enamel with ball instrument FG 201

Clinical pictures:
Zentrum für Zahnmedizin ZM Zurich,
Switzerland

Ref. 158											
ISO ø 1/10 mm	012	012	013	011	011	018	018	017	023	021	016
L mm	11.0	10.0	10.0	10.0	10.0	9.0	8.0	8.0	5.0	5.0	8.0
µm	80	90	40	90	40	90	80	40	106	40	50
524	D3	305L		307A		201			250		
524							8526				
514											D18GB
514			4307N		4305L			4526		4250	
ISO No.	314 167	314 142	314 142	314 142	314 142	314 001	314 546	314 546	314 277	314 277	314 198

Intensiv Sets Direct and Indirect A & P

Clinically tested by Dr. Roberto Spreafico, Busto Arsizio, Italy

Diamond instruments for anterior and posterior direct and indirect restorations

Aesthetic direct and indirect restorations play a predominant role in the technical background of modern dentistry and represent a new limit between the conservative dentistry and the prosthesis for recovering individual elements.

A complete set of instruments for all clinical indications in the field of direct and indirect aesthetic restorations, is selected.



Ref. N202PI



Ref. N202PD



Ref. N202ADI

Product description

- 3 sets of 8 diamond-coated instruments each, placed in the stainless steel Intensiv HygienicTray HT100.

Ref. N202PI (Posterior indirect restorations)

- 1 conical instrument, 8mm length, 80µm grit, 012 diameter for interproximal separation.
- 2 conical instruments, 8mm length, 80 and 25µm grits, 014 diameter for interproximal preparation.
- 2 conical instruments, 6mm length, 80 and 25µm grits, 014 diameter for the preparation of internal walls of the cavities.
- 1 conical tapered instrument, 4mm length, 25µm grit, 020 diameter for the finishing of occlusal surface of the cavity.
- 2 conical tapered instruments, 6mm length, 80 and 25µm grits, 018 diameter for cervical preparation.

Ref. N202PD (Posterior direct restorations)

- 1 cylindrical instrument, 3mm length, 80µm grit, 009 diameter for the opening of the cavity.
- 2 cylindrical instruments, 6mm length, 80 and 25µm grits, 011 diameter for the preparation and finishing of the interproximal and occlusal margins.
- 2 cylindrical instruments, 8mm length, 80 and 25µm grits, 014 diameter for the preparation and finishing of the interproximal and occlusal margins.
- 2 cylindrical instruments, 6mm length, 80 and 25µm grits, 013 diameter for the preparation and finishing of the interproximal and occlusal margins.
- 1 flame instrument, 7mm length, 40µm grit, 010 diameter for the finishing of veneer preparation.

Ref. N202ADI (Anterior direct and indirect restorations)

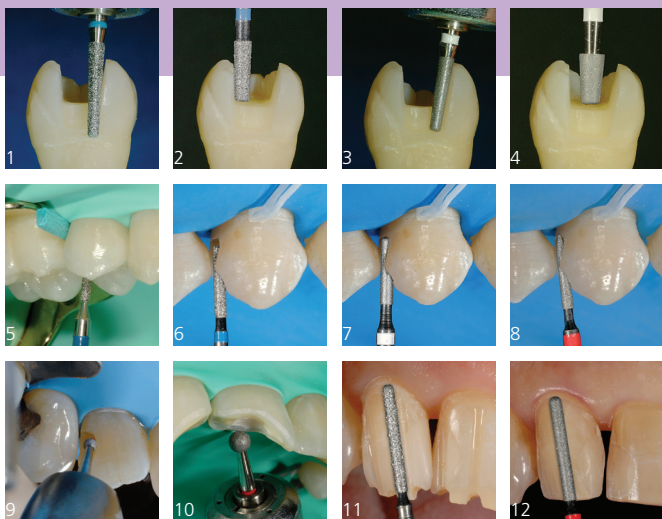
- 1 ball instrument, 60µm grit, 009 diameter for the opening of the cavity.
- 2 ball instruments, 90 and 40µm grits, 014 diameter for the preparation and finishing of the interproximal and occlusal margins.
- 2 ball instruments, 106 and 40µm grits, 023 diameter for the opening and beveling of palatal margins.
- 2 cylindrical instruments with rounded end, 10 mm length, 90 and 40µm grits, 012 diameter for the production of guiding grooves and the finishing of veneer preparation.
- 1 flame instrument, 7mm length, 40µm grit, 010 diameter for the beveling of axial walls.

Indications

- Preparation of cavities for direct and indirect restorations in anterior and posterior areas

Benefits

- Highly conservative preparations with perfectly finished walls and margins of cavities
- Placed in Intensiv HygienicTray (HT100) bur holders, to facilitate the identification and the organization of the sets
- Customizable sets with additional instrument insertion (oscillating instruments, rubber cups etc.) thanks to the 13 FG and 5 RA holes
- Form and size congruence between the preparation and finishing instruments



- 1) FG 8427/8425: Interproximal and cervical preparation
- 2) FG 8525: preparation of the walls
- 3) FG 3427/3425: finishing of interproximal and cervical margins
- 4) FG 3413R: finishing of the occlusal surface
- 5) FG 8212S: opening of the cavity for direct restorations
- 6) FG 8510/8614/8514: preparation of interproximal and occlusal margins
- 7) FG 3514/3614B/3414B: finishing of the margins
- 8) FG 4205L: beveling of axial walls
- 9) FG 200S/201S/400S: opening and preparation of the cavity
- 10) FG 4201S/4400S: beveling of palatal margin
- 11) FG 305L: production of vestibular guiding grooves and preparation of incisal margin
- 12) FG 4307N: finishing of the preparation for veneers

Intensiv Set Indirect Posterior

Ref. N202PI								
ISO ø 1/10 mm	012	014	014	018	020	014	014	018
L mm	8.0	6.0	8.0	6.0	4.0	6.0	8.0	6.0
µm	80	80	80	80	25	25	25	25
524	116							
524	<input checked="" type="checkbox"/>	8425	8427	8525				
514	<input type="checkbox"/>				3413R	3425	3427	3525
ISO No.	314 172	314 545	314 546	314 545	314 544	314 545	314 546	314 545

Clinical pictures:
Dr. Roberto Spreafico,
Busto Arsizio, Italy

Intensiv Set Direct Posterior

Ref. N202PD								
ISO ø 1/10 mm	009	011	014	013	010	011	014	013
L mm	3.0	6.0	8.0	6.0	7.0	6.0	8.0	6.0
µm	80	80	80	80	40	25	25	25
524	<input checked="" type="checkbox"/>	8212S	8510	8614	8514			
514	<input checked="" type="checkbox"/>				4205L			
514	<input type="checkbox"/>					3514	3614B	3414B
ISO No.	314 108	314 157	314 158	314 157	314 248	314 157	314 158	314 157

Intensiv Set Direct & Indirect Anterior

Ref. N202ADI								
ISO ø 1/10 mm	009	014	023	012	010	013	022	012
L mm				10.0	7.0			10.0
µm	60	90	106	90	40	40	40	40
524	200S	201S	400S	305L				
514	<input checked="" type="checkbox"/>				4205L	4201S	4400S	4307N
ISO No.	314 001	314 001	314 001	314 142	314 248	314 001	314 001	314 142

Intensiv Advanced Prep & Finishing Set for Cerec Restorations

Dr. A. Bindl, University of Zurich, Switzerland

Diamond instruments for inlays, partial and full crowns, and fixed restorations

Both bur sets fulfill in an ideal manner all the requirements for superior multipurpose preparation and finishing goals created by Cerec 3 technology.

Product description

Inlay cavities and partial crowns:

- 4 cylindrical burs, ISO sizes 011 and 014 with rounded edges and head lengths of 5, 6, and 8mm in grits 80 and 25µm for the preparation of precise inlay cavities and finishing of box margins while avoiding enamel fractures, as well as for partial crown preparation.
- Tapered burs, ISO size 018, with rounded edges in 25µm grit for minimal occlusal enlargement of the box.
- 1 thin, tapered bur, ISO size 010 in 25µm grit for finishing deep proximal boxes.

Crown Preparation:

- 1 needle tapered bur, ISO size 012 for separation.
- Cylindrical and conical truncated burs with rounded edges, ISO sizes 014 and 016, as well as torpedo burs, ISO size 014 in grits 80 and 25µm for circular preparations and finishing of chamfer and shoulder preparations. The torpedo burs are also used for the preparation and finishing of veneer restorations.
- 1 football bur, ISO size 022 with tip, 80µm grit for occlusal reduction and preparation of labial parts.
- Shape and dimension matching bur with round tip, ISO size 021, 40 µm grit, for finishing labial preparation surfaces.

Finishing:

- 4 flame burs, head lengths 3 and 5mm, ISO sizes 012 / 013 / 014 in 40 and 8µm grit for contouring and finishing of the CAD/CAM-generated occlusion.
- 1 ball bur, ISO size 009, in 60µm grit for the preparation of minimal access cavities.
- 1 ball bur, ISO size 012, for placement of the preparation borders on the gingival margin in veneer restorations.
- 2 balls, ISO size 024, in 40 and 8µm grit for finishing and prepolishing of palatal concavities.
- 2 Files, PS2 and PS9 for preparation and finishing of approximal areas.

Indications

- Cavity preparation for inlay and partial crowns and for full ceramic bridges in zirconium oxide
- Contouring and finishing of the CAD/CAM-generated occlusion

Benefits

- Precise cavity contours for optical identification
- Preservation of healthy tooth substance
- Prepolishing with reduced roughness depth
- Method clinically tested by the University of Zurich



Ref. 222A



Ref. 222B

Intensiv ApproxOpener

Manual and serrated metal strip for removal of coronal excess of adhesive aesthetic restorations

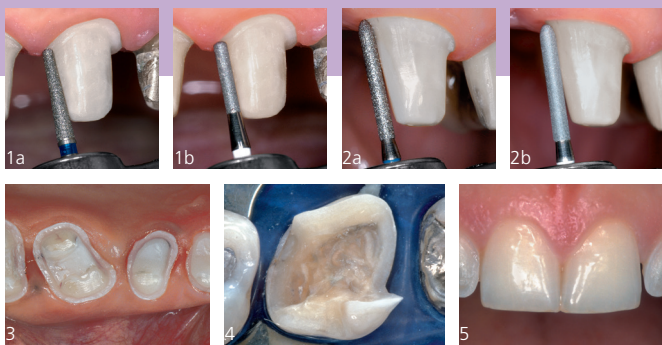
Within the adhesive indirect restoration, material excess may emerge at coronal level. The removal of emerged adhesive material is necessary to ensure the long life of the restoration.

Indication

- Removal of emerged adhesive material in the coronal area

Benefits

- Removal of emerged adhesive material without scratches thanks to non-diamond coated version
- Secure strip movement thanks to tension of the strip in the bow
- Sterilizable, reusable



Clinical pictures:
University of Zurich, Switzerland

- 1a) Shoulder preparation on tooth 21: The circular shoulder is structured with a plane front face using FG 8422. Shoulder width approx. 0.8mm
- 1b) Finishing the preparation: the tooth stump is finished with FG 3614B
- 2a) Preparation of chamfer on tooth 11: The circular chamfer is prepared with FG 8040
- 2b) Finishing the preparation: the stump is finished with FG 3040B
- 3) Shoulder preparation: defect-oriented crown preparations on molars and premolars after finishing for adhesive attachment of full ceramic Cerec crowns
- 4) Defect-oriented partial crown preparation to be treated with a Cerec restoration
- 5) Veneer preparations on the lateral incisor teeth without inclusion of the incisal edges

Advanced Prep Set for Cerec Restorations

Ref. 222A												
ISO ø 1/10 mm	014	014	014	011	018	010	014	014	012	016	022	021
L mm	8.0	8.0	5.0	6.0	8.0	8.0	10.0	10.0	11.0	8.06	5.0	5.0
µm	80	25	80	25	25	25	80	25	80	80	80	40
524									D3			
524		8614		8714			8040			8422	8255	
514												4250
514			3614B	3414	3526	3116	3040B					
ISO No.	314 158	314 158	314 156	314 157	314 546	314 172	314 290	314 290	314 167	314 546	314 257	314 277

Advanced Finishing Set for Cerec Restorations

Ref. 222B										
ISO ø 1/10 mm	012	012	014	013	012	024	024			009
L mm	5.0	5.0	3.0	3.0	012	-	-			-
µm	40	8	40	8	90	40	8	40	8	60
524					200					200S
514		4205		4274		4400		PS2*		
494			9205	9274			9400		PS9*	
ISO No.	314 247	314 247	314 274	314 274	314 001	314 001	314 001		314 001	

(* Intensiv Proxoshape, see page 60)

Serrated



Ref. AO2018/3
Intensiv ApproxOpener

Intensiv Universal full Crown and Porcelain Veneer Prep Set

Universal Crown & Veneer Prep Set Dr. G. Dazhaev, Moscow, Russia

Diamond Instruments for crown and bridge prosthetic restorations

Often during prosthetic preparation it is necessary to follow a simple, accurate, repeatable and reliable method.

The method created by Dr. Dazhaev, Moscow, in collaboration with Intensiv, allows for a structured process, thanks to the adequate selection of instruments and the production of special shapes, ensuring long-term outcome.

Product description

- Special instrument (FG 707C) to mark the depth of occlusal cut.
- Cylindrical and conical tapered instruments in 125µm grit and rounded end (FG 309C, FG 321C, FG 235AC, FG 305LC) for enamel reduction.
- Cylindrical and conical tapered instruments in 40µm grit and rounded end (FG 4315S, FG 4235S, FG 4307N) for finishing the preparation.

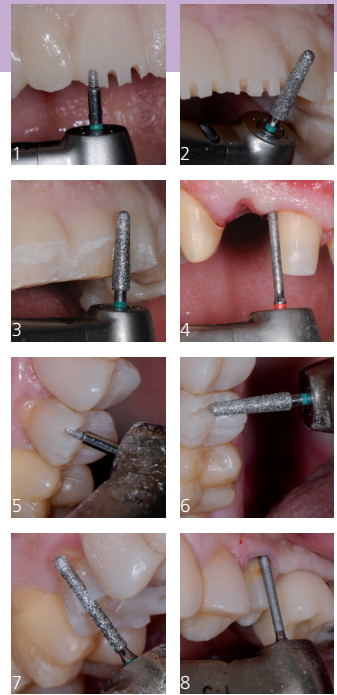
- 2 egg-shaped instruments for palatal reduction and finishing (FG 250C, FG 4250B).
- 3 small wheel-shaped instruments as depth marker of the preparation of veneers (FG 102AC, FG 103AC, FG 108AC).

Indications

- Preparation of full crowns
- Preparation of porcelain veneers

Benefits

- Rapid and very precise tooth reduction at the same time
- New depth markers to see exactly how much tooth structure needs to be reduced
- Very accurate crisp chamfer creation
- Composition of this set allows following both, classic and minimal invasive approach to preparation



- 1) Creation of grooves in the incisal edge with 2mm depth marker with instrument 707C
- 2) Reduction of tooth substance at the bottom of the grooves with instrument 235AC
- 3) Preparation of the incisal third of facial surface with instrument 235AC
- 4) Finishing and polishing of the margin with instrument FG 4307N
- 5) Creation of grooves with 2mm depth marker with instrument FG 707C
- 6) Reduction of tooth substance at the bottom of the grooves with instrument 235AC
- 7) New grooves created in the vestibular and palatal surfaces of the tooth with instrument FG 305L
- 8) Finishing of preparation margin with instrument FG 4315S



Clinical pictures:
Dr. G. Dazhaev, Moscow, Russia

Ref. 010										Depth marker				
ISO ø 1/10 mm	010	012	013	021	022	023	012	013	022		010	004	006	008
L mm	8.0	8.0	8.0	8.0	8.0	5.0	10.0	10.0	5.0		2.0	1.0	1.0	1.0
µm	106	125	40	106	40	125	125	40	40		125	125	125	125
534		309C	321C		235AC		250C	305LC			707C	102AC	103AC	108AC
514				4315S		4235S		4307N	4250B					
ISO No.	314 141	314 141	314 141	314 198	314 198	314 277	314 142	314 546	314 277		314 107	314 041	314 041	314 041

Intensiv Modular Veneer Set

Dr. A. Schöler, Biel, Switzerland

Diamond instruments for Veneer preparations

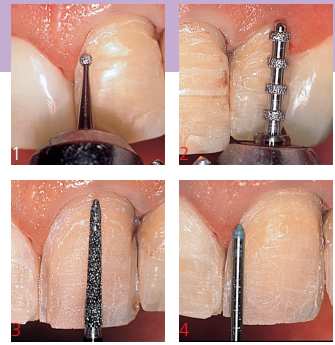
Ceramic veneers are generally seen today as a minimal invasive and long lasting reconstruction form. Tooth preparation defined and restricted to the enamel is a prerequisite for permanent, tooth-friendly veneer placement.

Indication

- Preparation of veneers

Benefits

- Maintenance of the recommended penetration depth of 0.4mm
- Complete bur set for veneer preparations



1) FG 200S 2) FG S4
3) FG 101 4) FG 4310S



Ref. 099										
ISO ø 1/10 mm	009	021	014	011	010	010	029	029	008	007
L mm	—	—	10.0	2.0	7.0	7.0	5.5	5.5	4.0	4.0
µm	60	106	90	40	40	15	40	15	40	15
524	200S	S4	101							
514	■			4310S	4205L		4259		40D9	
504	■					5205L		5259		50D9
ISO No.	314 001	314 552	314 586	314 536	314 248	314 248	314 277	314 277	314 699	314 699

Intensiv Geneva Prep Set

University of Geneva, Switzerland

Diamond instruments for crown and bridge prosthetic restorations

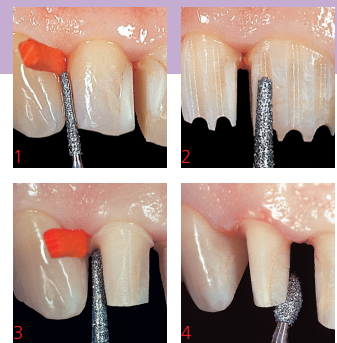
Burs for classic crown and bridge restorations according to methods developed at the University of Geneva.

Indication

- Abutment preparation for crowns and bridges

Benefits

- Reduced number of burs for complex preparation procedures
- Method tested by the University of Geneva



1) FG D16 2) FG 237 come FG 235, 237 o 240
3) FG D6 e 235 4) FG 255



Ref. 055									
ISO ø 1/10 mm	012	016	018	022	023	023	016	024	016
L mm	7.0	10.0	8.0	10.0	11.0	5.0	6.0	7.0	3.0
µm	80	106	106	106	106	106	50	50	50
524	D16	D6	235	237	240	255			
514	■						D8GB	D7GB	274GB
ISO No.	314 197	314 199	314 198	314 199	314 199	314 257	314 197	314 197	314 274

Clinically tested by the University of Zurich, Switzerland

Diamond Polymer Finisher for refined shaping of all preparations

Finishing of preparation margins is essential and propaedeutic for the next treatment steps.

The removal of detached enamel prisms and irregular surfaces (so called wave structure) created by rotating instruments, allows an improvement and longer life span of intact restorations.

Product description

- Diamond Polymer Finisher highly loaded in 3 different diamond grains each to refine preparations.
- The diamond grains are marked in the polymer by the color brown (60µm), red (40µm) or yellow (15µm).

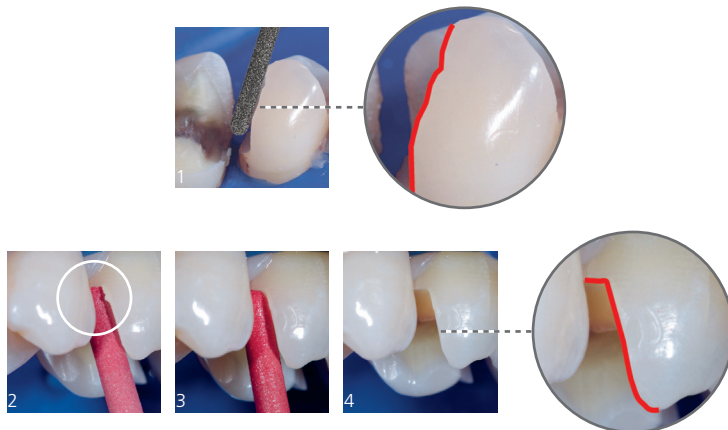
- Diamond instruments are covered by a polymer/diamond mixture, respecting the same form and dimension as the previous applied diamond instrument.
- The metal core below the polymer is coated with the same diamond grain as the diamond polymer mixture.
- Forms: ball, cylinder, flame, football, torpedo, tapered cone.
- Recommended speed: max 20.000 rpm with water spray, minimum 50ml/min.
- Length: ball 2mm, cylinder and tapered cone 10mm, flame 4mm, football 3.5mm, torpedo 6mm.
- Sterilizable, reusable.

Indication

- Finishing of the specific created preparation

Benefits

- Form congruent Diamond Polymer Finisher to the previous applied preparation diamond instrument
- Preserve specific created preparations
- Diamond coating on the metal core avoids metal signs on surface
- Selected grain in relation to the degree of adaptation



- 1) Initial situation
- 2) Finishing of cavity edges with Intensiv PrepTwins RA PT4882/6, cylinder, 40µm, visible irregular margin caused by the rotating diamond instrument
- 3) Finishing advanced stage, visibly smoother cavity margin
- 4) Regular cavity margin preserving the specific created preparation



The metal core (a) below the polymer is diamond coated equally to the diamond grain in the polymer (b).



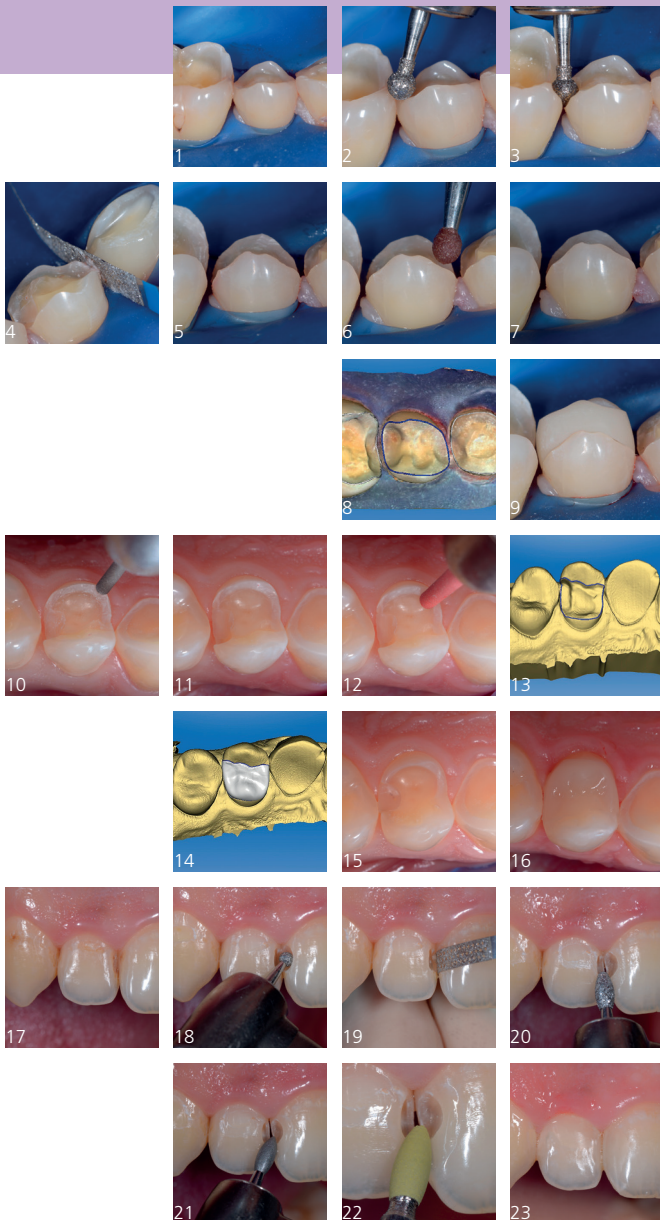
Intensiv PrepTwins, Trial Kit, 60µm
Ref. RA PT2460/6



Intensiv PrepTwins, Trial Kit, 40µm
Ref. RA PT2440/6



Intensiv PrepTwins, Trial Kit, 15µm
Ref. RA PT2415/6



Clinical pictures: Dr. Alessandro Devigus, Bülach, Switzerland

Intensiv PrepTwins are available in packages of 6 pieces

Posterior bite-raising























1) Initial clinical case: creation of the Table top on elements 44, 45 and 46 for the production of ceramic inlays with the CAD/CAM system 2) Lowering of the interproximal crown margins with the FG 301, 90µm instrument 3) Deepening and mesial/distal opening of the interproximal space intended for positioning of the prosthetic device 4) Opening of proximal contacts, performed manually with Intensiv ProxoContour Coarse, characterized by 80µm grit and two rows of perforations 5) Preparation completed 6) Advanced preparation of the edges conducted with Intensiv PrepTwins RA PT801, 60µm, which allows for a distinctly improved optical image capture 7) Obvious improvement of the margins after being treated with the Finisher 8) Digital image that clearly shows the preparation margin 9) Edges are perfectly suited to the restoration

Bite-raising erosion

10) Creation of inlay on element 14: preparation of the edges with diamond-coated instrument FG 307L, 90µm 11) Performed preparation, elimination of insufficient composite restoration in distal area 12) Advanced preparation with Intensiv PrepTwins RA PT4882, 40µm 13) Optical impression highlighting the excellent margin preparation 14) Calculated digital image of the restoration 15) Evidence of the improvement of the preparation margins 16) Case concluded, cementing of the created inlay, ideal closure between dental tissue and restoration

Class III restoration

17) Initial case: Class III lesions on elements 12 and 11 18) Preparation of the two cavities with FG 201, 80µm diamond-coated instrument 19) Removal of detached enamel prisms and opening of the edges adjacent to the lesions in the palatal direction 20) Beveling of the margins with FG 255, 90µm diamond-coated instrument 21) Finishing of the margin with FG 4255, 40µm diamond-coated instrument 22) Advanced preparation and elimination of the irregularities carried out with Intensiv PrepTwins RA PT5368, 15µm: clear improvement of the state of the preparation margin 23) Case concluded

																				
ISO ø 1/10 mm		020	020		020			020			020			020			020			020
L mm		2.0	3.5		10.0			8.0			8.0			6.0						
RA																				
524	60µm 	RA PT801/6	RA PT368/6		RA PT882/6			RA PT862/6			RA PT847KR/6			RA PT877K/6						
514	40µm 	RA PT4801/6	RA PT4368/6		RA PT4882/6			RA PT4862/6			RA PT4847KR/6			RA PT4877K/6						
504	15µm 	RA PT5801/6	RA PT5368/6		RA PT5882/6			RA PT5862/6			RA PT5847KR/6			RA PT5877K/6						
ISO No.		204 001	204 257		204 142			204 249			204 546			204 297						

Intensiv Cerinlay Set

University of Berlin, Germany

Special diamond instruments for inlay cavity preparations according to methods developed by the University of Berlin

Restorations using ceramic inlays require simple preparations with rounded interior edges and sharp cavity margins without bevelling. The slightly tapered shape and suitable small diameters of these burs make undercut-free cavity preparation possible.

Product description

- 4 tapered burs with rounded edges, ISO sizes 014 and 018, head lengths 6.0 and 8.0mm, in 80µm grit for cavity preparation.
- 4 shape and dimension matching burs in 25µm grit for finishing fracture-free cavity margins.

Indication

- Preparation and finishing of ceramic inlay cavities for premolars and molars

Benefits

- Preparation method clinically tested at the University of Berlin
- Finishing of fracture-free enamel margins
- Split-free marginal integration of inlays



Ref. 011

Intensiv Minimal Invasiv Prep Set

University of Zurich, Switzerland

Diamond instruments for minimally invasive restorations

Minimally invasive restoration techniques are designed to preserve healthy tooth substance. A defect-oriented procedure therefore requires preparation techniques with appropriately miniaturized bur shapes.

Product description

- 1 cylindrical bur, ISO size 007, head length 2.0mm, in grit 40µm for exact depth control and finishing.
- 2 ball burs, ISO size 007, in 40µm grit with various neck lengths for access cavity and probing cavity for extended fissure sealing.
- 1 wheel bur, ISO size 015, head length 0.7mm in 40µm grit for enamel-preserving undercutting preparations.

Indications

Preparation of:

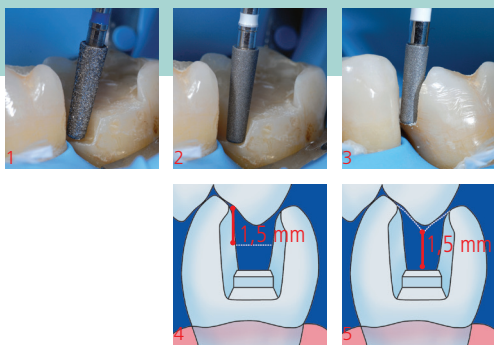
- Class I amalgam and composite fillings
- Classes II and III composite fillings
- Palatal fillings
- Tunnel preparations

Benefits


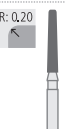



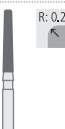


- Preservation of healthy tooth substance
- Preservation of marginal ridge in tunnel preparations
- Selective access
- No need of final polishing

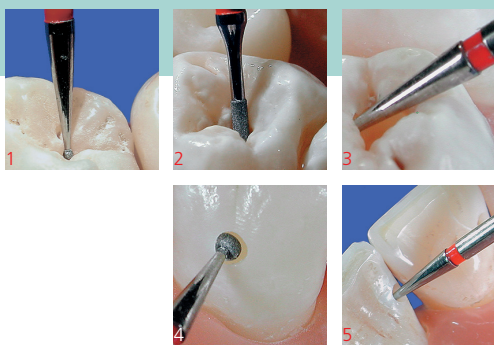


Ref. 144







- 1) Ceramic inlay cavity preparation with instrument FG 8526
- 2) Cavity finishing with instrument FG 3526
- 3) Cavity finishing with instrument FG 3525
- 4) Minimum diameter of the ceramic inlay 1.5mm
- 5) Minimum height of the ceramic inlay at the fissure 1.5mm

									
Ref. 011									
ISO ø 1/10 mm	014	014	018	018	013	013	018	018	
L mm	6.0	8.0	6.0	8.0	6.0	8.0	6.0	8.0	
µm	80	80	80	80	25	25	25	25	
524	<input checked="" type="checkbox"/>	8425	8427	8525	8526				
514	<input type="checkbox"/>					3425	3427	3525	3526
ISO No.	314 545	314 546	314 545	314 546	314 545	314 546	314 545	314 546	



- 1) Probing cavity
- 2) Depth control of the preparation with instrument FG 4612
- 3) Undercutting preparation without enlargement of the cavity access with instrument FG 4612
- 4) Preparation of the palatal micro cavity with instrument FG 4610
- 5) Palatal opening and preparation of an anterior cavity with instrument FG 4610

					
Ref. 144					
ISO ø 1/10 mm	007	007	007	015	
L mm	2.0	0.7	0.7	0.7	
µm	40	40	40	40	
514	<input checked="" type="checkbox"/>	4612	4199	4699	4610
ISO No.	314 107	314 001	314 697	314 068	

Intensiv Swingle

Clinically tested by the Universities of Zurich and Bern, Switzerland

In case of abutments and cavities preparation, as well as restoration materials finishing, the most utilized system in the dental office is based on rotating instruments use. There are, however, precise limits within which a rotating instrument cannot be used; functions may be limited or potentially dangerous due to limited control application. In all these cases it is appropriate to accompany the use of rotating instruments with complimentary oscillating systems that reduce the risk of potential iatrogenic injury, improving significantly the quality of the surfaces being worked on.

The principle of action of oscillating files is based on the mechanical transformation of a rotating motion into a reciprocal stroke movement in the contra-angle.

The dual contra-angle Intensiv Swingle

For the use of oscillating files and strips (see page 68). The contra-angle Intensiv Swingle has 2 functions in conjunction: the freely rotating axial position to use with diamond coated files like Intensiv Proxoshape and fixed axial position with the application of oscillating files like Intensiv Bevelshape.

The contra-angle head is of small size to allow an extensive view on the operating field.

Product description

- Contra-angle with integrated water spray and optional light.
- Stroke 0.9mm.
- 20.000 oscillating movements with 40.000 rpm.
- With toggle switch to choose free moving or fixed position of files
- 12 different axial fixed positions on 360°.
- File ejector and cleaning needle (water spray canals) are included in delivery.

Indications

- Minimally invasive precise elaboration of preparations and finishing proximal surfaces restored
- Fast and efficient removal of filling excess, finishing and polishing of restorations

Benefits


- 2 applications with one contra-angle only, axially freely rotating or axially fixed files
- Extensive view on the operating field due to small size contra-angle head and light
- 20.000 oscillating strokes per minute for better grinding and polishing efficiency
- For Intensiv Swingle a two-year warranty is granted
- Sterilizable

20.000 oscillations
1.8 mm reciprocal




1:1

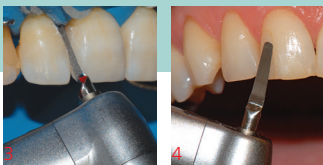
A simple to move toggle switch at the contra-angle head permits to choose between axially free rotating or axially fixed files.



Application with light



Clinical pictures:
Dr. Alessandro Devigus, Bülach,
Switzerland



Clinical pictures:
Dr. Simona Gianì, Varese, Italy

3) Interproximal finishing with Intensiv Swingle and Intensiv Proxoshape PS2 4) Finishing of vestibular surface with Proxoshape PS2 and Intensiv Swingle

Professional Kit

New




Intensiv Swingle Professional Kit, WG-69 LT Cons PROF, W&H Synea, with light

Contra-Angle, Ref. WG-69 LT *
Ejector, Ref. 053
Spray canal cleaner needle, Ref. 054
+ 3 Intensiv Proxoshape Coarse, Ref. PSC80
+ 2 Intensiv Proxoshape, Ref. PS1
+ 2 Intensiv Proxoshape, Ref. PS2
+ 2 Intensiv Proxoshape, Ref. PS3

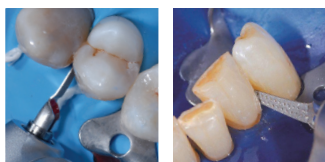
* Contra-Angle without light:
Ref. WG-69 A

Combined system for the best performance


When treating interproximal restorations, the highest performance level with maximum benefit is guaranteed by the combination of:



Adjust Intensiv Swingle to its highest speed 40.000 rpm (= 20.000 oscillations)



Press only until the file starts to bend slightly



Diamond grain of the Proxoshape files is chosen according to the desired treatment objective

Available April 2017

New



Intensiv Swingle, WG-69 LT W&H Synea, with light

Contra-Angle, Ref. WG-69 LT *
Ejector, Ref. 053
Spray canal cleaner needle, Ref. 054

* Contra-Angle without light:
Ref. WG-69 A

Intensiv Proxoshape

Universities of Zurich and Bern, Switzerland



Oscillating diamond-coated files for the removal of overhangs and finishing of proximal filling surfaces

Perfectly adapted and polished proximal filling surfaces and crown margins are a prerequisite for the maintenance of the health of the periodontics and the prevention of secondary caries. Proxoshape meets the requirements to correctly model the filling surfaces and margins and prepares them for the high gloss finish.

Intensiv Proxoshape

- 4 one-sided diamond coated files in grits 125µm / 90µm / 40µm / 15µm.
- 3 files with extended working surface in grits 90µm / 40µm / 15µm.
- 2 narrow files in grits 40µm / 15µm.
- 1 distal diamond-coated file in 15µm.

Intensiv Proxoshape Flexible

- 3 single-sided diamond files in 60, 40 and 15µm.
- 2 file lengths: 8.5mm and 11mm.
- Minimal metal thickness 0.1mm.

Intensiv Proxoshape Coarse

- One-sided diamond coated and perforated file, in 80µm, 2 rows of perforation.

Indications

- Removal of:
 - Filling and cement overhangs
- Finishing and trimming of:
 - proximal crown margins in gold or ceramic
- Contouring and finishing of:
 - proximal restoration surfaces

Benefits

- Easier access to the interproximal space
- No iatrogenic damage to adjacent teeth
- Prevention of surface wave generation caused by rotating burs

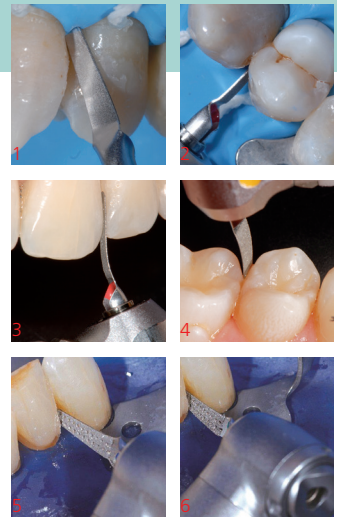
All Intensiv Proxoshape are available in packages of 1, 3 or 6 pcs

Intensiv Proxoshape Set, Ref. 100
1 pcs of PS0, PS1, PS2, PS3, Ejector and Diakleen

Intensiv Proxoshape Set Optional, Ref. 115
1 pcs of PS0, PS1, PS2, PS3, PS1L, PS2L, PS3L, PS2S, PS3S, PS3G

Intensiv Proxoshape Flexible Set, Ref. 110
1 pcs of PSF60, PSF40, PSF15, PSF60L, PSF40L, PSF15L

To be used in combination with Intensiv Swingle, WG-69 LT Cons (with light), pages 58-59



Clinical pictures:

- 1-2) University Brescia, Italy
- 3-4) University Zurich, Switzerland
- 5-6) Dr. A. Devigus, Bülach, Switzerland

Intensiv Proxoshape:

- 1) Interproximal restoration finishing with file PS2
- 2) Treatment of the zone underneath the reconstructed contact points without damaging the neighboring teeth with the PS3 file.

Intensiv Proxoshape Flexible:

- 3) Finishing of the cervical margin with the PSF40L file.
- 4) Finishing the interproximal restoration with the PSF15L file.

Intensiv Proxoshape Coarse:

- 5-6) Modeling with PSC80



L mm	8,5	8,5	8,5	8,5	8,5	11,0	11,0	11,0	11,0	8,5	8,5	3	8,5
µm	125	90	60	40	15	90	60	40	15	40	15	15	80
Standard 0,2 mm													
524		PS1				PS1L							
534	PS0												
524													PSC80
514				PS2				PS2L		PS2S			
504					PS3				PS3L		PS3S	PS3G	
Flexible 0,1 mm													
514			PSF60				PSF60L						
514				PSF40				PSF40L					
504					PSF15				PSF15L				

Intensiv Bevelshape

University of Bern, Switzerland



Oscillating diamond files for perfect bevelled edges and preparation margins

A key factor for an ideal cavity preparation for composite fillings, gold inlays and overlays is a precise margin bevelling with sharp edges. In the case of prosthetic restorations, the margin finishing of shoulder preparations and the bevelling of chamfer preparations are decisive for the quality of the result. The single-side diamond coating helps to prevent iatrogenic damage to adjacent teeth and injury to periodontal tissue.

Product description

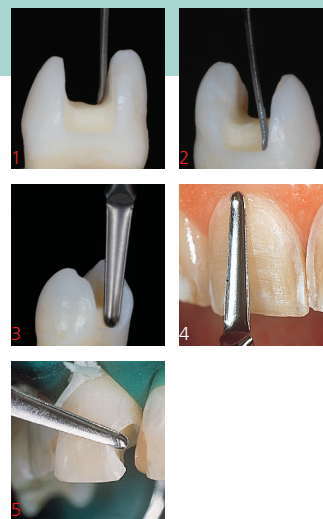
- Axially curved files with distally bent ends.
- 3 files diamond-coated over the entire convex working length in grits 40µm / 25µm / 15µm.
- 3 files diamond-coated over the convex distal end only in grits 40µm / 25µm / 15µm.

Indications

- Margin bevelling for
 - Anterior composites
 - Composite slots
 - Inlays and onlays
- Margin finishing in veneer preparations
- Crown preparations
 - Margin finishing in chamfer preparation
 - Bevelling in shoulder preparation

Benefits

- Perfectly polished and clearly outlined profiles with perfect sharp cut edges
- No microfractures and no unforeseen chipping of dental enamel prisms
- Prevention of enamel defects and grooves on the preparation margin
- No iatrogenic damages to adjacent teeth



1+2) Perfect adaptation of the file to the cavity wall and floor
 3) The file allows the bevelling of a cervical shoulder, as well
 4) Margin finishing in veneer preparation with BS40 or BS40T 5) Margin bevelling in class IV restorations

All Intensiv Bevelshape are available in packages of 1, 3 or 6 pcs

To be used in combination with Intensiv Swingle, WG-69 LT Cons (with light), pages 58-59

Intensiv Bevelshape Set, Ref. 103
 1 pcs of BS40, BS25, BS15
 BS40T, BS25T, BS15T



Ref. 103									
µm		40	25	15		40	25	15	
514	■	BS40				BS40T			
514	□		BS25				BS25T		
504	■			BS15				BS15T	
		Bevelshape whole length on one side diamond-coated, axially and distally bent				Bevelshape distally diamond-coated (for crown preparations), distally bent			

Intensiv Metal Diamond Strips

Finishing and Polishing of aesthetical restorations in proximal surfaces

Intensiv ProxoStrip, Intensiv ProxoStrip Anterior and Intensiv ProxoStrip Plus are unique double diamond-coated metal strip with two working areas with a grit of 40µm (red) and 15µm (yellow) respectively and perforated strip ends for a secure and ergonomic grip. The total length of the strips enables simplified finger support (Hypomochlion) during treatment. The 2.5mm height of the strip as well as the free zone between the working areas preserve the existing contact point. In order to achieve device control optimization in some oral cavity areas, a system is needed that allows us to use the grip at a reduced distance from the operating field.

Product descriptions

- Metal strips, diamond-coated on one side, with two working areas of different grit sizes: 40µm (red) and 15µm (yellow).
- Diamond-free zone between the diamond-coated surfaces.
- Height: 2.5mm.
- Thickness: 0.05mm.
- Sterilizable, reusable.

Intensiv ProxoStrip:

- Grip secure strip ends, perforated and ergonomically designed.
- Total length: 80mm.

Intensiv ProxoStrip Plus:

- Grips in sterilizable plastic, opposite white part = non-diamond coated surface of the strip.
- Total length: 83mm.

Intensiv ProxoStrip Anterior:

- Grip secure strip ends, perforated and ergonomically designed.
- Total length: 55mm.



New

Intensiv Metal Diamond Strips Trial Kit
 Ref. PXT/6:
 2 Intensiv ProxoStrip
 1 Intensiv ProxoStrip Anterior
 2 Intensiv ProxoContour Coarse
 1 Intensiv ProxoPolish

Intensiv ProxoStrip Pat. 699 819

Scientifically tested by the University of Ancona, Italy

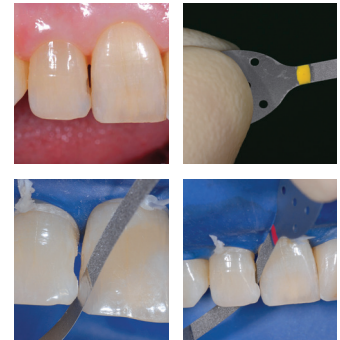
A unique, diamond-coated metal strip with grips for the final polishing of proximal surfaces

Indications


- Finishing and polishing of fillings and crown borders in proximal areas
- Removal of excess material and overhangs in filling surfaces and crown borders
- Beveling in adhesive restorations in the proximal cervical areas

Benefits

- Finishing and polishing in one process
- Short strip for improved finger support (Hypomochlion) while stripping
- Clinically perfectly polished proximal surfaces
- No injuries to patient (lips) or dentist (fingers)



Clinical pictures:
 Dr. Alessandro Devigus,
 Bülach, Switzerland



Ref. PX4015/6
 Package of 6 Strips
 Ref. PX4015/12
 Package of 12 Strips

Intensiv ProxoStrip Plus Pat. 699 819

Scientifically tested by the University of Ancona, Italy

A unique, diamond-coated metal strip with grips in plastic for the final polishing of proximal surfaces

Indications


- Finishing and polishing of fillings and crown borders in proximal areas
- Removal of excess material and overhangs in filling surfaces and crown borders
- Beveling in adhesive restorations in the proximal cervical areas

Benefits

- Finishing and polishing in one process
- Short strip for improved finger support (Hypomochlion) while stripping
- Clinically perfectly polished proximal surfaces
- No injuries to patient (lips) or dentist (fingers)



Clinical pictures:
Dr. Alessandro Devigus,
Bülach, Switzerland



Ref. PXP4015/6
Package of 6 Strips
Ref. PXP4015/12
Package of 12 Strips

Intensiv ProxoStrip Anterior Pat. 699 819

Clinically tested by the University of Geneva, Switzerland

The only short metal diamond-coated strip with grips for interproximal finishing of anterior restorations

Indications

- Finishing and polishing of fillings and crown borders in anterior proximal areas
- Removal of excess material and overhangs in filling surfaces and crown borders
- Beveling in adhesive restorations in the anterior proximal cervical areas


Benefits

- Finishing and polishing in one process
- Ergonomic grip for simple, safe use
- Short strip for improved finger support (Hypomochlion) while stripping and shorter leverage

New



Clinical pictures:
Dr. Alessandro Devigus,
Bülach, Switzerland



Ref. PXA4015/6
Package of 6 Strips
Ref. PXA4015/12
Package of 12 Strips

Intensiv Metal Diamond Strips

Contouring, Finishing and Polishing of aesthetical restorations in proximal surfaces

During creation of pronounced direct and indirect adhesive restorations undesirable material excess on approximal surfaces and margins could occur.

Material excess must necessarily be removed to ensure the stability of the restoration itself and its long term clinical success.

Polished surfaces in proximal areas contribute significantly to avoid plaque-accumulation and support patient-prophylaxis. In addition, stain removal meets the patient's aesthetic requirements.

Product descriptions

- Metal strips, diamond-coated on one side, with two working areas of different grit sizes.
- Diamond-free zone between the diamond-coated surfaces.
- Grip secure strip ends, perforated and ergonomically designed.
- Height: 2.5mm.
- Thickness: 0.05mm.
- Total length: 80mm
- Sterilizable, reusable.

Intensiv ProxoContour:

- Grit sizes: 60µm (brown) for contouring and 40µm (red) for finishing.

Intensiv ProxoContour Coarse:

- Grit sizes: 80µm (blue) for contouring and 40µm (red) for finishing.
- Perforated with three rows of holes.

Intensiv ProxoPolish:

- Grit sizes: 15µm (yellow) for polishing and 8µm (orange) for high gloss.



New

Intensiv Metal Diamond Strips Trial Kit
Ref. PXT/6:
2 Intensiv ProxoStrip
1 Intensiv ProxoStrip Anterior
2 Intensiv ProxoContour Coarse
1 Intensiv ProxoPolish

Intensiv ProxoContour Pat. 699 819

Clinically tested by the University of Zurich, Switzerland

Unique one sided diamond-coated metal strip with ergonomic handles in two grit sizes for contouring and finishing of proximal aesthetic restoration surfaces

Indications


- Removal of marginal material excess of direct and indirect adhesive reconstructions
- Contouring and finishing of specific excess of pronounced aesthetic restorations)

Benefits

- Efficient manual contouring of the proximal filling morphology
- Finishing of the roughened surfaces in one process
- Short strip for improved finger support during treatment
- No injury risk of soft tissue (lip cutting)



Clinical pictures:
Dr. S. Giani, Varese, Italy



Ref. PXC6040/6
Package of 6 Strips

Intensiv ProxoContour Coarse Pat. 699 819

Clinically tested by the University of Zurich, Switzerland

Unique one sided diamond-coated metal strip with ergonomic handles in two grit sizes for contouring and finishing of proximal aesthetic restoration surfaces

Indications

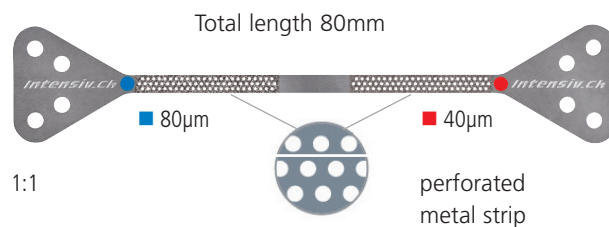
- Removal of marginal material excess of direct and indirect adhesive reconstructions
- Contouring and finishing of specific excess of pronounced aesthetic restorations

Benefits

- Friction-free application due to perforation of the diamond coated strip part
- Fast and efficient removal of excess material due to the coarse grain size



Clinical pictures:
Dr. A. Devigus, Bülach, Switzerland



Ref. PXCC8040/6
Package of 6 Strips

Intensiv ProxoPolish Pat. 699 819

Clinically tested by the University of Zurich, Switzerland

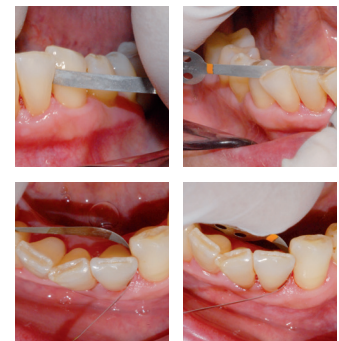
Unique one sided diamond-coated metal strip with ergonomic handles in two grit sizes for efficient stain removal and manual polishing of proximal surfaces

Indications


- Stain removal in proximal areas
- Gloss polishing in proximal areas
- To complete the professional dental hygiene in the proximal zone

Benefits

- Efficient manual cleaning and polishing in one treatment process with the same instrument
- Ergonomic strip handles and short strip for simple and easy use
- No injury risk of soft tissue (lip cutting)



Clinical pictures:
Dr. S. Giani, Varese, Italy



Ref. PXPO1508/6
Package of 6 Strips

Intensiv Composhape Set 1

University of Zurich, Switzerland

Diamond instruments in extra fine grits for contouring and finishing composite fillings

Contouring and finishing of composite fillings is an important step in restorative dentistry. Tooth substance must be preserved and enamel and filling fractures avoided to prevent infiltrations and secondary caries.

Product description

- 3 flame burs, ISO sizes 010 / 012 and 014; 1 football bur, ISO size 021, and 2 ball burs, ISO sizes 017 and 024 in 40µm grit for non-destructive finishing of fissures and filling margins of anterior and posterior composite fillings.
- Shape and dimension matching burs in 15µm grit for finishing enamel margins in adhesive preparations, finishing fissure and extended fissure sealings.

Indications

Contouring and finishing of:

- Composite fillings in anterior and posterior teeth
- Extended fissure sealings with flowable composites
- Enamel margins in adhesive preparation (15µm)

Benefits

- Significant reduction of enamel and filling margin fractures
- Smooth filling surfaces ideally prepared for high gloss polishing
- Clinically tested by the University of Zurich



Ref. 015

Intensiv Composhape Set Anterior & Posterior

University of Zurich, Switzerland

Diamond instruments in ideal extra fine grits for finishing composite fillings, according to the demands on posterior fillings

Finishing of adhesive restorations must be non-destructive and tooth surfaces must be carefully prepared for final polishing. Use of these burs preserves far more tooth substance than that obtained with conventional finishing burs. Fractures of enamel and composite margins are significantly less common. A greater amount of perfect margins is therefore produced.

Product description

- 2 flame burs, short and long, ISO sizes 014 and 012, 40µm grit for fissure finishing.
- 1 inverted cone, ISO size 013, 40µm grit with rounded edges for contouring of fissures with adjacent cups.
- 1 football bur, ISO size 021 and 1 ball bur, ISO size 017, 40µm grit for special contouring of occlusal and palatal filling surfaces.
- Shape and dimension matching burs in 15µm grit for finishing and prepolishing of tooth-coloured restorations.

Indications

Finishing of:

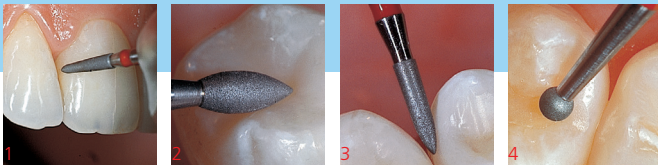
- Composite fillings in anterior and posterior teeth
- Composite and ceramic inlays and veneers
- Extended fissure sealings with flowable composites
- Enamel margins in adhesive preparations

Benefits

- Significant reduction of enamel and filling margin fractures (non-destructive)
- Perfectly smooth filling surfaces ideally prepared for the high gloss polishing
- Tested clinically by the University of Zurich



Ref. 018



Clinical pictures:
University of Zurich, Switzerland

- 1) Proximal and subgingival finishing with instrument FG 4062
- 2) Finishing of occlusal filling surfaces with instrument FG 4255
- 3) Finishing of the filling margin with instrument FG 4205
- 4) Finishing of central fissures with instrument FG 4201

Ref. 015												
ISO ø 1/10 mm	012	010	014	021	017	024	012	010	014	021	017	024
L mm	5.0	7.0	6.0	5.0	—	—	5.0	7.0	6.0	5.0	—	—
µm	40	40	40	40	40	40	15	15	15	15	15	15
514	■	4205	4205L	4062	4255	4201	4400					
504	■						5205	5205L	5062	5255	5201	5400
ISO No.	314 247	314 248	314 297	314 257	314 001	314 001	314 247	314 248	314 297	314 257	314 001	314 001
Red = also in RA												



Clinical pictures:
University of Zurich, Switzerland

- 1) Finishing of the fissures with instrument FG 5274
- 2) Finishing of the occlusal filling surfaces with instrument FG 4201
- 3) Finishing of the palatal filling surfaces with instrument FG 4250

Ref. 018												
ISO ø 1/10 mm	016	014	012	013	021	017	016	014	012	012	021	017
L mm	10.0	3.0	5.0	4.5	5.0	—	10.0	3.0	5.0	4.5	5.0	—
µm	40	40	40	40	40	40	15	15	15	15	15	15
514	■	4236	4274	4205	4223	4250	4201					
504	■						5236	5274	5205	5223	5250	5201
ISO No.	314 199	314 274	314 247	314 234	314 277	314 001	314 199	314 274	314 247	314 234	314 277	314 001
Red = also in RA												

Intensiv UniglossCellbrush

Pat.Pend.EP10405114

Clinically tested and scientifically proven by the University of Zurich, Switzerland

Application without paste!

Never achieved high gloss and completely smooth surfaces of aesthetic restorations with polishing brushes due to new diamond-filled from hard to soft variable cellulose-filaments

Product description

- Polishing instrument with cellulose-filaments highly filled with ultra-fine diamond particles.
- Cellulose-filaments change from hard to ultra-soft through water absorption.

- UniglossCellbrush is to be sterilized before first use.
- Single use recommended (water and debris absorption, deformation, filament losses).
- Atraumatic to the soft tissue.
- Sterilizable.

Benefits

- Totally atraumatic to gingiva
- Ultra soft filaments fully adapt to the tooth morphology
- Replica of the tooth anatomy (macro-morphology) achieved through finishing treatment remains intact
- Scientifically proven improved high gloss and smoother surfaces compared to currently available results with polishing brush application
- Application without paste



Ref. 2200/18

Ref. 2200/6

Indications

- Final high-gloss polishing of all aesthetic restorations
- Maintenance of existing restorations

Intensiv UniglossPaste

Clinically tested and scientifically proven by the University of Zurich, Switzerland

One step universal extra fine grit diamond paste with uniquely surface adapted micro grain for high gloss polishing of all aesthetical restorations

Product description

- Polishing paste with a significant proportion of ultrafine granulated natural diamonds, in its composition adapted to the surface roughness of aesthetical restorations.
- The selected mixture of the diamond grits represents the first range of the ultra fine diamond granulate.

- The composition of Intensiv UniglossPaste contains specific substances which guarantee a thixotropic effect.
- Blue paste without any odour nor taste.

Indications

- Final polishing and high gloss shining for the surfaces of all aesthetic dental materials
- Maintenance of existing aesthetic restorations

Benefits

- Can be used with either standard nylon bristle junior cup brush or Prophylaxis rubber cup – without splattering
- Fast high gloss polishing in 15 seconds only
- Surface roughness of treated surface similar to that of natural enamel
- Only one paste for treatment of all aesthetic dental materials

Intensiv UniglossPolisher

Pat.Pend.EP10162150.6

Clinically tested and scientifically proven by the University of Zurich, Switzerland

Shape stable flexible Diamond Polymer Polisher for high gloss polishing of aesthetic restorations

Product description

- Diamond Polymer Polisher highly loaded with ultra-fine diamond particles.
- Slim flame and compact cup, uncoloured.
- Inner core of flame and cup shape and mandrel consist of one piece of blue-green resistant polymer.
- Sterilizable, reusable.

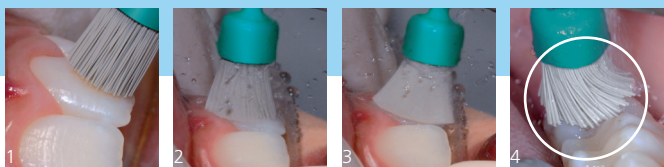
Indications

- Final high gloss polishing of convex and pronounced concave surfaces of aesthetic restorations
- Maintenance of existing aesthetic restorations

Benefits

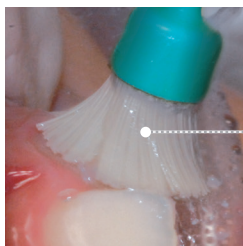
- Stable form of flame and cup shape through multiple use
- Superior gloss effect and minimal surface roughness
- Polymer core of the form avoids metal signs on surfaces
- Complete fissure polishing thanks to flexible but stable tip
- Protection of marginal closure of restorations

Margins and gingival borders

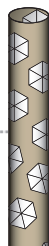


Clinical pictures: Dr. S. Giani, Varese, Italy / Dr. A. Devigus, Bülach, Switzerland

The Intensiv UniglossCellbrush is a unique diamond-filled high-gloss polishing instrument made of cellulose-filaments which through water absorption change from hard to ultra soft and are thus atraumatic to the gingiva and vibration-free in use.



Absolutely atraumatic!



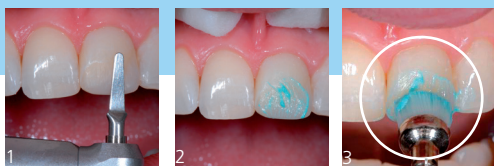
Filaments filled with diamond!

- 1) UniglossCellbrush one step high gloss polishing with hard filaments
- 2) The cellulose-filaments change through water absorption from hard to soft
- 3) UniglossCellbrush, high gloss polishing with soft filaments
- 4) Adaptive to convex tooth-morphology, low vibration

Intensiv UniglossCellbrush

- Ref. 2200/6
- Package of 6 pcs
- Ref. 2200/12
- Package of 12 pcs
- Ref. 2200/18
- Package of 18 pcs

Large and plane surfaces



Clinical pictures: Dr. S. Giani, Varese, Italy



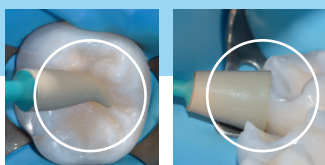
Application with standard nylon bristle junior cup brush!

- 1) Labial surface finishing with Proxoshape PS3
- 2) Polishing paste UniglossPaste well visible on restored tooth surfaces
- 3) Final polishing without splattering

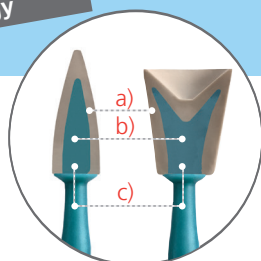


Ref. 2500
Syringe of 2.5g

Concave and convex tooth morphology




Clinical pictures: Dr. S. Giani, Varese, Italy



- a) Highly loaded with ultra-fine diamond particles
- b) New shaped core follows exactly the flame and cup shapes
- c) Resistant polymer



Ref. 2300/6



Intensiv UniglossPolisher, flame and cup
Ref. 2300/6
Package of 3 pcs each
Intensiv UniglossPolisher, flame
Ref. 2310/6
Package of 6 pcs
Intensiv UniglossPolisher, cup
Ref. 2320/6
Package of 6 pcs

Intensiv Swingle

Clinically tested by the Universities of Zurich and Bern, Switzerland

Calibrated and efficient stripping in orthodontics

As part of orthodontic treatments, very many cases are documented treated through interproximal space gaining by stripping (IPR). A precise, calibrated reduction of approximal enamel parts is carried out protocolled step by step, assuring maximum safety. A finally well performed finishing and fine polishing contributes to healthy conditions of the treated teeth.

The dual contra-angle Intensiv Swingle for application with oscillating Intensiv Ortho-Strips

The contra-angle Intensiv Swingle combines both functions:

- free axial rotating of the strip, being applied with finishing and polishing of prepared surfaces.
- fixed axial position (12 positions at each 30° within 360°) for exact positioning of the strip, being applied in the resolution of the contact point and for enamel reduction.

Moreover, the small sized contra-angle head allows a significantly improved view of the operating/surgical field.

Product description

- Contra-angle with integrated water spray and optional light.
- Stroke 0.9mm.
- 20.000 oscillating movements with 40.000 rpm.
- With toggle switch to choose free moving or fixed position of strips.
- 12 different axial fixed positions on 360°.
- Strip ejector and cleansing needle (water spray canals) are included in delivery.


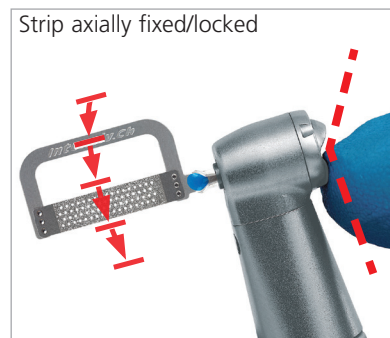
Indications

- Interproximal space creation by stripping according to the protocol IPR (InterProximalReduction) in orthodontic treatments
- Finishing and final polishing of the treated dental surfaces

Benefits

- Safe, efficient and precise interproximal enamel reduction as part of orthodontic treatment
- Easy, controlled opening of the contact points
- Homogeneous and smooth surfaces of the treated teeth
- Pleasant application equally for dentist and patients
- For Intensiv Swingle a two-year warranty is granted
- Sterilizable

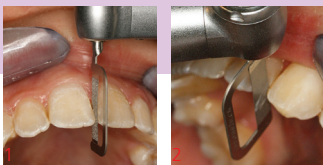
A simple to move toggle switch at the contra-angle head permits to choose between axially free rotating or axially fixed Intensiv Ortho-Strips.



20.000 oscillations
1.8 mm reciprocal



1:1



1) Application in Orthodontics during stripping with Intensiv Ortho-Strips and Intensiv Swingle 2) Calibrated and efficient removal of enamel with Intensiv Ortho-Strips and Intensiv Swingle

Clinical pictures:
Dr. Francesco Garino, Turin, Italy

Professional Kit



New


**Intensiv Swingle Professional Kit,
WG-69 LT Ortho PROF,
W&H Synea, with light**

- Contra-Angle, Ref. WG-69 LT *
- Ejector, Ref. 053
- Spray canal cleaner needle, Ref. 054
- + 1 Intensiv Ortho-Strips System, opener, Ref. OS08OP-DS
- + 1 Intensiv Ortho-Strips System, extracoarse, Ref. OS80XC-DS
- + 1 Intensiv Ortho-Strips System, coarse, Ref. OS60C-DS
- + 1 Intensiv Ortho-Strips System, medium, Ref. OS40M-DS
- + 1 Intensiv Ortho-Strips System, fine, Ref. OS25F-DS
- + 1 Intensiv Ortho-Strips System, polishing, Ref. OS15POL-DS

* Contra-Angle without light:
Ref. WG-69 A

Calibrated and efficient stripping in Orthodontics

Professional procedure with use of mechanical Strips for interproximal enamel reduction (IPR)



**Intensiv Swingle,
with max. 40.000 rpm
(= 20.000 oscillating
movements)**




**Opening of
interdental
space**



**Creating additional space by
interproximal enamel reduction
(IPR)**



**Finishing/
Polishing**



Available April 2017



New

**Intensiv Swingle,
WG-69 LT W&H Synea, with light**

- Contra-Angle, Ref. WG-69 LT *
- Ejector, Ref. 053
- Spray canal cleaner needle, Ref. 054

* Contra-Angle without light:
Ref. WG-69 A

Intensiv Ortho-Strips System, Double-Sided

University of Zurich, Switzerland



Oscillating diamond strips for the bilateral interdental reduction of the tooth size in orthodontics (stripping)

When opening the interdental space and reducing, finishing and polishing enamel in orthodontics, care must be taken to avoid grooves and scratches. It is also important to proceed systematically, following a coarse-to-fine sequence in selecting grits. Unlike manual strips, the Intensiv Ortho-Strips System provides rapid, controlled enamel reduction followed by polishing without unnecessary removal of healthy tooth substance.

Product description

- Flexible strips, double-sided diamond coating
- 6 different grits: 08 μm , serrated for opening of interdental contact points, 80, 60, 40, 25 and 15 μm strips for enamel reduction, contouring, finishing and polishing.

To be used in combination with Intensiv Swingle, WG-69 LT Ortho (with light), pages 70-71

Indications

- Opening of the interdental contact points
- Widening of the interdental spaces in orthodontics by bilateral tooth size reduction
- Elimination of minor crowding and treatment finishing in orthodontics
- Bilateral proximal enamel polishing

Benefits

- Efficient opening of the interdental contact points
- Rapid and controlled enamel reduction*
- Proximal contouring, finishing and polishing of both adjacent teeth in a single procedure
- No injuries to patient (lips) or dentist (fingers)

(* Intensiv IPR-DistanceControl, page 74-75)

Intensiv Ortho-Strips System, One-Sided

University of Zurich, Switzerland



Oscillating diamond strips for the monolateral interdental reduction of the tooth size and the proximal polishing in orthodontics (stripping)

When reducing, finishing and polishing enamel in orthodontics (stripping), care must be taken to avoid grooves and scratches. It is also important to proceed systematically, following a coarse-to-fine sequence in selecting grits. Unlike manual strips, the Ortho-Strips One-sided provide rapid, controlled enamel reduction followed by polishing without unnecessary removal of healthy tooth substance and preserving the adjacent teeth.

Product description

- Flexible strips, one-sided diamond coating.
- 6 different grits: 08, 80, 60, 40, 25 and 15 μm strips for reduction, contouring, finishing and polishing.
- Left ("L") and right ("R") versions for mesial and distal in the upper and lower jaw.

To be used in combination with Intensiv Swingle, WG-69 LT Ortho (with light), pages 70-71

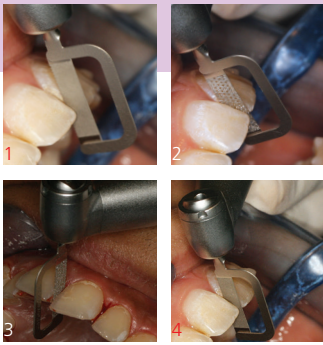
Indications

- Opening and enlargement of the interdental spaces in orthodontics without iatrogenic damage to adjacent teeth
- One-sided proximal contouring, finishing, and polishing

Benefits

- Preservation of healthy tooth substance in the adjacent teeth
- Rapid and controlled enamel reduction*
- No injuries to patient (lips) or dentist (fingers)

(* Intensiv IPR-DistanceControl, see pages 74-75)



1) Opening of the interdental space with OS08OP-DS 2) Contouring with OS40M-DS 3) Controlled finishing with OS25F-DS 4) Polishing with OS15POL-DS

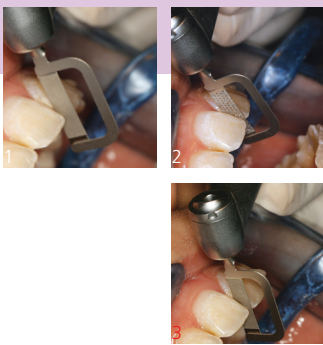
Clinical pictures: Dr. Francesco Garino, Turin, Italy

µm	08	80	60	40	25	15
494	OS08OP-DS					
524		OS80XC-DS				
514			OS60C-DS			
514				OS40M-DS		
514					OS25F-DS	
504						OS15POL-DS
	Opening	Reduction	Contouring	Contouring	Finishing	Polishing
	Diamond-coated on both sides					

Intensiv Ortho-Strips System,
Double-Sided,
Ref. 060B
Assortment of 4 oscillating strips
OS60C-DS, OS40M-DS,
OS25F-DS, OS15POL-DS

All Intensiv Ortho-Strips Double-Sided
are available in packages
of 1, 3, 6 or 12 pcs

* Intensiv Ortho-Strips System
OS08OP-DS
instead of
Ortho-Strips OS90



1-3) Contouring of a canine mesially with OS40M-L

Clinical pictures: Dr. Francesco Garino, Turin, Italy

Intensiv Ortho-Strips System, One-Sided,
Ref. 064

Assortment of 6 oscillating strips
OS40M-L, OS25F-L, OS15POL-L,
OS40M-R, OS25F-R, OS15POL-R

All Intensiv Ortho-Strips One-Sided,
are available in packages
of 1, 3, 6 or 12 pcs

µm	08	80	60	40	25	15
494	OS08OP-R OS08OP-L					
524		OS80XC-R OS80XC-L				
514			OS60C-R OS60C-L			
514				OS40M-R OS40M-L		
514					OS25F-R OS25F-L	
504						OS15POL-R OS15POL-L
	Opening	Reduction	Contouring	Contouring	Finishing	Polishing
	Diamond-coated on one side. L = Left R = Right					

Intensiv ApproxOpener

Clinically tested by Dr. Consuelo Damiano, Dr. Valentina Amateis, Milan, Italy

Manual and serrated diamond coated metal strip for opening of tight contact points in Orthodontics

Orthodontic treatments which require the reduction of tooth mesial/distal dimensions - so-called stripping - the contact points in crooked tooth position are often extremely tight. An adequate stripping method foresees the opening of the tight contact points.

Product description

- Diamond coated manual metal strip clamped into a small metal bow; in 2 versions
- Serrated and one-sided diamond coating (8µm), thickness approx. 0.09mm.
- Serrated and double-sided diamond coating (8µm), thickness approx. 0.10mm.
- Height of strip: 4mm.
- Length of strip: 20mm.
- Total height of the instrument: 18mm.
- Total length of the instrument: 27.5mm.
- Stainless steel.
- Sterilizable, reusable.

Indications

- Manual interproximal opening of tight contact points in orthodontic treatments (stripping)

Benefits

- Introduction of the strip between the contact points without friction thanks to the ultra-fine grain and serrated strip border
- Approximal opening for application of the stripping method
- Secure strip movement thanks to tension of the strip in the bow



Intensiv IPR-DistanceControl

Clinically tested by Dr. Consuelo Damiano, Milan, Italy

Manual stainless steel instrument for the measurement and control of tooth distances created during IPR protocols

During orthodontic treatments using the interproximal stripping process, predefined and measured interdental spaces must be created. With the stripping method, measurable and calibrated spaces are created through the removal of dental tissue in order to obtain exactly the space necessary for the movement of teeth into a harmonious and correct position.

Product description


- Intensiv IPR (InterProximalReduction)-DistanceControl is a manual measuring instrument made of stainless steel.
- It consists of an eight-part instrument set made of stainless steel with handle (fingergrip).
- Thicknesses: 0.10mm, 0.15mm, 0.20mm, 0.25mm, 0.30mm, 0.40mm, 0.50mm, 1.00mm.
- The thickness indication is marked on each instrument.
- Height of measuring section: 4mm.
- Length of measuring section: 40mm.
- Total length of the instrument: 50mm.
- Removable plastic rivet to secure the 8 instruments.
- Sterilizable, reusable.

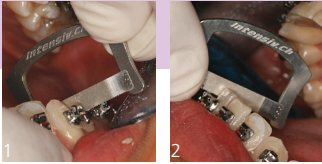
Indications

- Measurement and control of the interproximal space after interproximal stripping during orthodontic treatment.

Benefits


- Durable stainless steel
- Secure application due to the handle
- Variable application of the eight instruments, individually or fixed together
- Precise measurement of distances thanks to the calibrated millimetre scale
- Large number of measurable distances, thanks to the combination of 8 instruments
- Easy reading of the gauge dimension





Clinical pictures:
Dr. Francesco Garino, Turin, Italy

Serrated,
double-sided
8µm diamond
coating



Ref. AO2018DS/3
Intensiv ApproxOpener Double Sided

Serrated,
one-sided
8µm diamond
coating



Ref. AO2018OS/3
Intensiv ApproxOpener One Sided

1:1



Clinical pictures:
Dr. Francesco Garino, Turin, Italy

Available as set

1:1



Ref. IPR-DC Set

Each instrument available
in package of 3 pcs



- Ref. IPR-DC010/3, thickness 0.10 mm
- Ref. IPR-DC015/3, thickness 0.15 mm
- Ref. IPR-DC020/3, thickness 0.20 mm
- Ref. IPR-DC025/3, thickness 0.25 mm
- Ref. IPR-DC030/3, thickness 0.30 mm
- Ref. IPR-DC040/3, thickness 0.40 mm
- Ref. IPR-DC050/3, thickness 0.50 mm
- Ref. IPR-DC100/3, thickness 1.00 mm

Intensiv IPR Set

Defined with the support of experts in Orthodontics

New

Calibrated and precise stripping (IPR) in orthodontics Mechanical and manual strips in stainless steel tray

Stripping protocols in orthodontics (IPR = interproximal reduction) require a selection of mechanical or manual instruments for the opening of contact points, for enamel reduction and the finishing of proximal surfaces. The orthodontist needs efficient tools for stripping, which are ergonomically and practically arranged for the treatment of each patient.

Product description


- Tray in polished stainless steel.
- Dimensions: length 190mm, width 100mm, height 25mm.
- Compact arrangement of silicone inserts for holding the instruments in place, suitable for easy removal and safe replacement of the instruments in the tray.
- Tray contains tools for mechanical and manual stripping in Orthodontics.
- Strips and measuring instruments are inserted into two foldable internal supports, which display instrument reference numbers.
- Supporting silicone inserts have the same colour code as the grit of the strips and may be replaced if needed.
- Tray also available empty.

Indication

- Application for space creation during stripping procedures (IPR) in Orthodontics

Benefits

- All instruments required for interproximal reduction (IPR) composed together in a tray, placed and ready for use on the patient
- Indication of the specific grit sizes of the strips, instruments in sequence according to the application protocol (strips, measurement instruments)
- Simple assignment of strip grits thanks to colour coded silicone inserts
- Facilitated classifying of instruments in the tray thanks to marked item numbers



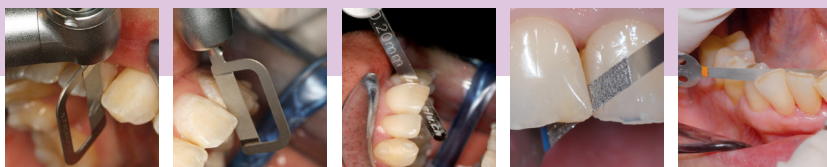
Quick access to the necessary instruments required during stripping

Intensiv IPR Set

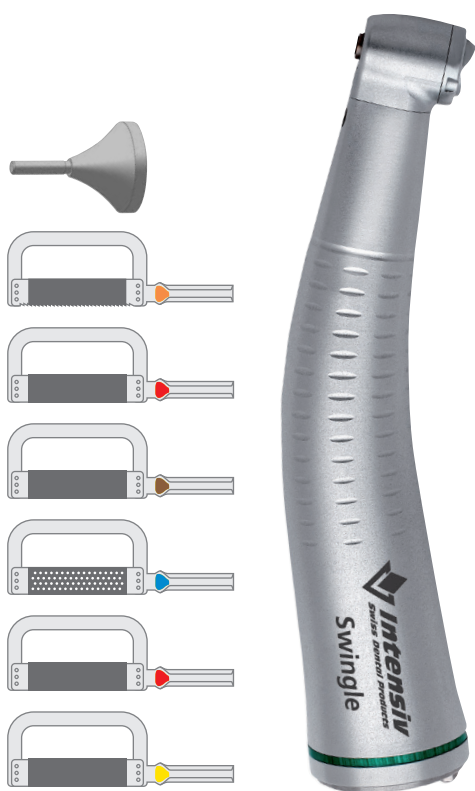
Ref. IPR 6000/WG-69 LT (Intensiv Swingle with light)

Ref. IPR 6000/WG-69 A (Intensiv Swingle without light)

Ref. IPR 6000 (empty tray)



Contents Intensiv IPR Set:




Mechanical Stripping

Ref. WG-69 LT *	Intensiv Swingle, reciprocating contra-angle (with light)
1 piece pg. 58/70	
Ref. 053	Intensiv Ejector facilitates Strips removal during the various treatment steps
1 piece pg. 58/70	
Ref. OS08OP-DS	Intensiv Ortho-Strips, 8µm opener, serrated strip edge, for opening of contact points
1 piece pg. 72-73	
Ref. OS40M-DS	Intensiv Ortho-Strips, 40µm medium, for step one creating additional space
1 piece pg. 72-73	
Ref. OS60C-DS	Intensiv Ortho-Strips, 60µm coarse, for step two in creating additional space
1 piece pg. 72-73	
Ref. OS80XC-DS	Intensiv Ortho-Strips, 80µm extracoarse, perforated, for high enamel reduction
1 piece pg. 72-73	
Ref. OS40M-DS	Intensiv Ortho-Strips, 40µm medium, for pre-polishing of the grinded surfaces
1 piece pg. 72-73	
Ref. OS15POL-DS	Intensiv Ortho-Strips, 15µm polishing, for fine polishing of treated surfaces
1 piece pg. 72-73	



Distance Measurement Instruments

Ref. IPR-DC010	IPR-DistanceControl, thickness 0.10 mm
Ref. IPR-DC015	IPR-DistanceControl, thickness 0.15 mm
Ref. IPR-DC020	IPR-DistanceControl, thickness 0.20 mm
Ref. IPR-DC040	IPR-DistanceControl, thickness 0.40 mm
Ref. IPR-DC050	IPR-DistanceControl, thickness 0.50 mm
1 piece each pg. 72-73	manual tools for measuring and monitoring interdental spaces



Manual Stripping

Ref. AO2018OS	Intensiv ApproxOpener 8µm ultra-fine, one-sided diamond coating, serrated strip edge, for opening of contact points
1 piece pg. 74-75	
Ref. AO2018DS	Intensiv ApproxOpener 8µm, ultra-fine, double-sided diamond coating, serrated strip edge, for opening of contact points
1 piece pg. 74-75	
Ref. PXCC8040	Intensiv ProxoContour Coarse, perforated, with two grit sizes, 80µm coarse and 40µm fine, for efficient, manual space creation
2 pieces pg. 64-65	
Ref. PXPO1508	Intensiv ProxoPolish, with two grit sizes, 15µm extra-fine and 8µm ultra-fine, for finishing and polishing of treated surfaces
2 pieces pg. 64-65	

* Contra-angle without light: Ref. WG-69 A

Intensiv Perio Set

Prof. K.H. Rateitschak, University of Basel, Switzerland

Diamond instruments for odontoplasty and mechanical root planing in periodontal treatments

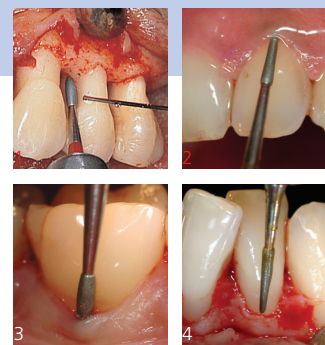
Some important interventions in the treatment of periodontitis include the cleaning and polishing of the root surface. Supragingival and subgingival plaque as well as calculus and superficial endotoxin-containing cementum layers must be thoroughly removed. These are absolute preconditions for the complete healing and regeneration of the periodontal tissue.

Indications

- Mechanical removal of supragingival and subgingival concretions
- Periodontal surgery (deparation of exposed root surfaces)
- Root planing
- Odontoplasty

Benefits

- Homogeneous smooth root surfaces
- Better access to difficult areas (furcations, root concavities, deep periodontal pockets)



1) RA 740 2) RA 415
3) RA 740 4) RA 515

Ref. 045
12 Diamond instruments
assorted

All Diamond instruments
are available in
packages of 1, 3 or 6 pcs

Intensiv Rootshape

University of Bern, Switzerland

Oscillating diamond-coated files for tissue-sparing root planing

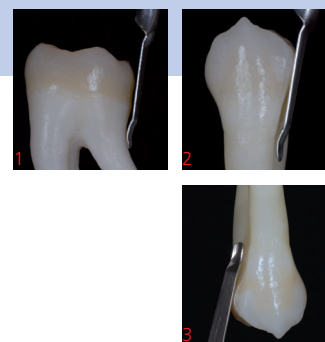
Checking for and removal of soft microbiological plaque, concretions, and filling excesses on the root surface are considered today the essential aspect of the periodontal therapy. The Rootshape files are ideal tools for this type of treatment.

Indications

- Supragingival and subgingival plaque removal
- Root planing
- Odontoplasty

Benefits

- Easy access to difficult areas
- Superior tactile detection
- Controlled pressure application



1) Ideal adaptation
2) Treatment in areas with
difficult access 3) The shape
adapts to the root surface

Intensiv PerioDiaCurette

Scientifically proven by the University of Bern, Switzerland

Diamond-coated periodontal curettes for homogeneous, structured root surfaces in periodontal therapy

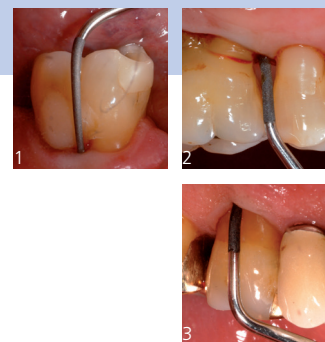
Depuration and polishing of root surfaces remains a central focus of periodontal therapy. Under unfavourable morphological conditions (root grooves, root concavities, furcations), this objective is difficult to achieve by use of standard instruments. Diamond-coated curettes with their incomparable tactile sensitivity of hand instruments allow for a highly improved treatment in the above-mentioned situations.

Indication

- Final root planing in periodontal therapy under unfavourable morphological conditions

Benefits

- The use of hand instruments ensures full tactile sensitivity
- Particularly suitable in case of concavities and grooves on the root surfaces
- Complete planing of the root surfaces up to homogeneity



Clinical pictures: Bernita Bush,
University of Bern, Switzerland

Intensiv PerioDia Curette are
available in packages of 1 pcs
or in assortment



Ref. 045	831L			832L			831			832		
ISO ø 1/10 mm	014	013	012	016	014	014	014	013	012	016	014	014
L mm	7.0	7.0	7.0	5.0	5.0	5.0	7.0	7.0	7.0	5.0	5.0	5.0
µm	75	40	15	75	40	15	75	40	15	75	40	15
524	475			675			575			775		
514		440			640			540			740	
504			415			615			515			715
ISO No.	204 268	204 268	204 268	204 259	204 259	204 259	204 267	204 267	204 267	204 258	204 258	204 258

Red = in RA only



Ref. 109							
L mm	11.0	11.0	11.0		16.0	16.0	16.0
µm	40	15	4		40	15	4
514	RS40				RS40L		
504		RS15				RS15L	
484			RS4				RS4L

Ref. 109
1 pcs of RS40, RS15,
RS4, RS40L, RS15L, RS4L


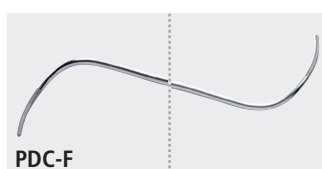


All Intensiv Rootshape
are available in
packages of 1, 3 or 6 pcs

To be used in
combination with
Intensiv Swingle,
WG-69 LT (with light)

Clinical Oral Investigations 14 march 2012 Sigrun Eick, Philip Bender, Simon Flury, Adrian Lussi, Anton Sculean, University of Bern
«In vitro evaluation of surface roughness, adhesion of periodontal ligament fibroblasts, and Streptococcus gordonii following root instrumentation with Gracey curettes and subsequent polishing with diamond-coated curettes»

1:1

Ref. PDC-A (Assortment, 4 PerioDiaCurette)



Intensiv DiaTweezer

Tweezers with diamond-coated tips. Polished surface


Gripping and secure holding of small instruments, pivots, tissue residues or tooth components such as root fragments often represent a challenge to dentists due to slippery conditions. Diamond-coated tweezer tips with their firm gripping power meet such challenging requirements.

Indications

- For taking up and transferring metal pivots of any kind, bone and root fragments, workpieces and small instruments as well as tissue residues
- Internal gripping of crowns, telescopes and other hollow bodies with the fully diamond-coated tips
- Atraumatic tissue handling in oral surgery

Benefits

- Firm and secure grip through the diamond-coated inner side of the instrument tips
- Secure hold of small hollow bodies with open tweezers through fully diamond-coated instrument tips



College Tweezer:

polished and ribbed handles

- 1) Ref. 1001: diamond-coating all around
- 2) Ref. 1001A: inside diamond-coating only

Meriam Tweezer

polished and ribbed handles

- 3) Ref. 1002: diamond-coating all around
- 4) Ref. 1002A: inside diamond-coating only

1:1



Package content: 1 piece

College
Ref. 1001

1:1



Meriam
Ref. 1002

Intensiv Accessories

Intensiv Mandrel

Mandrel (carrier of polishing discs) made of stainless steel

For the application with polishing discs, a mandrel (type Moore) with a cross-shaped stainless steel head is used as a support for snap on discs.

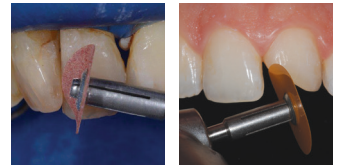
Product description

- Stainless steel mandrel with cross-shaped head for snap on discs.
- Shank type RA.
- Length: 25mm.
- Diameter: 2.6mm.
- Sterilizable.

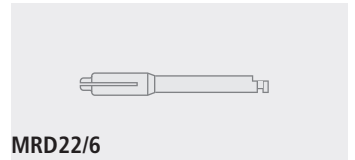
Benefits

- Rotationally stable, causes no damage to the contra-angle
- Precise frontal pressure mounted device that holds the polishing disc firmly in the correct position during the treatment

Ref. MRD22/6
Package of 6 pcs



Clinical pictures:
Dr. Alessandro Devigus,
Bülach, Switzerland



MRD22/6

Intensiv Diakleen


For fast cleaning of residue on diamond instruments

The rotating diamond instruments keep back remnants of enamel or other material during use. Therefore, they require regular cleaning and removal of these residues.

Instrument cleaning:
Contaminated instruments, dried and disinfected, are placed into the turbine and pressed against the front side of the Intensiv Diakleen.

Benefit

- Fast removal of residues on diamond instruments



- 1) New Instrument
- 2) Instrument after use
- 3) Cleaned Instrument
- 4) Simple use of Diakleen




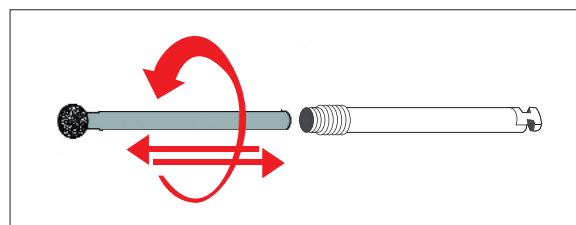
Ref. ACC060

Intensiv Unigrip

Unigrip is a stainless metal reducer with a self-clamping chuck. Unigrip enables the use of FG Instruments in standard right-angle or handpiece.

Packages of 6 pcs

Inserting and removing the instrument by turning against the turn of the spiral.



Ref.

2003 H/6

2002 W/6

Intensiv Laboratory Program







Diamond Instruments











First class Swiss Dental-Diamond-Instruments of highest quality and precision.

Instruments for use with handpieces.
Please specify HP name before Ref. No.










All forms shown on this page correspond to the actual size.
The bold lines show the diamond coated side of the instrument.







Package content: 1 piece

						
Ref.	1200	1201	1202	1204	1205	1206
L mm			1,5	4,0	5,0	4,0
ISO Ø 1/10 mm	012	019	016	014	015	012

										
Ref.	1091	1101	1119	1097	1104	1120A	1120	1114	1100	1116*
L mm				2,0	3,0	1,0	2,0	5,0	5,5	7,0
ISO Ø 1/10 mm	026	035	046	025	032	025	045	018	024	043

* Ref. 1116 – also available with diamond coating on the top, Ref. DT1116





									
Ref.	1117	1094	1093	1095	1118	1054	1055	1057	1011A
L mm	6,5	7,0	9,5	6,5	8,5	6,5	11,0	9,0	2,5
ISO Ø 1/10 mm	022	037	051	020	017	026	027	040	062




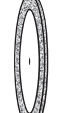

						
Ref.	1122	1115	1052*	1113	1051*	1050*
L mm		7,0	6,5	6,0	9,0	8,5
ISO Ø 1/10 mm	015	022	060	024	035	051

* Ref. 1050 – also available with diamond coating on the top, Ref. DT1050
 * Ref. 1051 – also available with diamond coating on the top, Ref. DT1051
 * Ref. 1052 – also available with diamond coating on the top, Ref. DT1052

Diamond Instruments

Continued

				
Ref.	1112	1109	1064	1066
L mm	1,5	1,0	2,5	4,0
ISO $\varnothing \frac{1}{10}$ mm	052	089	061	086

					
Ref.	1071	1099	1072	1125	1127
L mm	4,0	3,5	2,5	0,5	0,5
ISO $\varnothing \frac{1}{10}$ mm	130	150	170	180	220

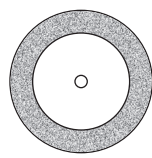
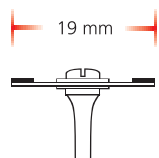
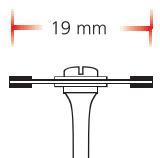
Separation Discs

Flexible diamond discs with fine grit diamonds for ceramic and bridges.

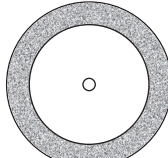
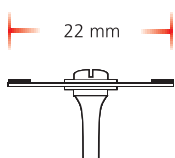
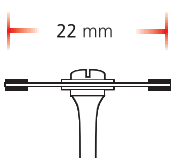
All separation discs are available in both mounted and dismounted version.

Package content: 1 piece

Superflex

			
		0,10 mm	0,15 mm
		19 mm	19 mm
Ref.	Very flexible	270 One-sided	270D Double-sided

Superflex

			
		0,10 mm	0,15 mm
		22 mm	22 mm
Ref.	Very flexible	273 One-sided	273D Double-sided

Intensiv and ISO Code Index

FG

Intensiv Code	ISO Code	Shape	Page
FG 01125	314 150 514 011	839	12
FG 01140	314 150 514 011	839	12
FG 01425	314 150 514 014	839	12
FG 01440	314 150 514 014	839	12
FG 01480	314 150 524 014	839	12
FG 101	314 586 524 014	898	31
FG 101 C	314 586 534 014	898	31
FG 101 CB	314 586 544 015	898	31
FG 101 GB	314 586 514 013	898	31
FG 102	314 313 524 042	825	36
FG 102 C	314 313 534 042	825	36
FG 102 GB	314 313 514 041	825	36
FG 102A C	314 041 534 003	818	37
FG 102L	314 586 524 016	898	31
FG 102L C	314 586 534 016	898	31
FG 102L GB	314 586 514 015	898	31
FG 103	314 586 524 018	898	31
FG 103 C	314 586 534 018	898	31
FG 103 GB	314 586 514 017	898	31
FG 103A C	314 041 534 005	818	37
FG 104	314 586 524 021	898	31
FG 104 C	314 586 534 021	898	31
FG 104 GB	314 586 514 020	898	31
FG 1040	314 545 514 012	846KR	23
FG 106	314 171 524 014	846	21
FG 106 C	314 171 534 014	846	21
FG 106 CB	314 171 544 015	846	21
FG 107A	314 171 524 012	846	21
FG 107A C	314 171 534 012	846	21
FG 108A C	314 041 534 007	818	37
FG 109	314 171 524 016	846	21
FG 109 C	314 171 534 016	846	21
FG 109 CB	314 171 544 017	846	21
FG 109A	314 171 524 025	846	21
FG 109A C	314 171 534 025	846	21
FG 10A	314 068 524 034	909	36
FG 10A C	314 068 534 034	909	36
FG 10A GB	314 068 514 033	909	36
FG 110	314 041 524 050	818	35
FG 110 C	314 041 534 050	818	35
FG 111	314 041 524 040	818	35
FG 111 C	314 041 534 040	818	35
FG 111 GB	314 041 514 039	818	35
FG 111A	314 041 524 035	818	35
FG 111A C	314 041 534 035	818	35
FG 113	314 171 524 018	846	21
FG 113 C	314 171 534 018	846	21
FG 113 CB	314 171 544 019	846	21
FG 113 GB	314 171 514 017	846	21
FG 113A	314 164 524 018	852	28
FG 113A C	314 164 534 018	852	28
FG 113A CB	314 164 544 019	852	28
FG 113A GB	314 164 514 017	852	28
FG 113N	314 172 524 023	847	22
FG 113N C	314 172 534 023	847	22
FG 113N CB	314 172 544 025	847	22
FG 113N GB	314 172 514 022	847	22
FG 113NR	314 546 524 023	847KR	24
FG 113S	314 172 524 029	847	23
FG 113S C	314 172 534 029	847	23
FG 113S CB	314 172 544 030	847	23
FG 113S GB	314 172 514 028	847	23
FG 114	314 110 524 014	836	13
FG 114 C	314 110 534 014	836	13
FG 114 CB	314 110 544 015	836	13
FG 114 GB	314 110 514 013	836	13
FG 114A	314 110 524 016	836	13
FG 114A C	314 110 534 016	836	13
FG 114S	314 110 524 012	836	13
FG 114S C	314 110 534 012	836	13
FG 115	314 225 524 018	807	9
FG 115 C	314 225 534 018	807	9
FG 115 CB	314 225 544 019	807	9
FG 115 GB	314 225 514 017	807	9
FG 115A	314 110 524 018	836	13
FG 115A C	314 110 534 018	836	13
FG 116	314 172 524 012	847	22
FG 116 C	314 172 534 012	847	22
FG 116 GB	314 172 544 013	847	22
FG 116 GB	314 172 514 010	847	22
FG 116A	314 172 524 010	847	22
FG 116N	314 172 524 014	847	22
FG 116N C	314 172 534 014	847	22
FG 117	314 172 524 016	847	22
FG 117 C	314 172 534 016	847	22
FG 117 CB	314 172 544 017	847	22
FG 117 GB	314 172 514 015	847	22
FG 117A	314 164 524 014	852	28
FG 117A C	314 164 534 014	852	28
FG 117N	314 172 524 018	847	22
FG 117N C	314 172 534 018	847	22
FG 117N GB	314 172 514 017	847	22

FG

Intensiv Code	ISO Code	Shape	Page
FG 117S	314 164 524 016	852	28
FG 117S C	314 164 534 016	852	28
FG 117S CB	314 164 544 017	852	28
FG 117S GB	314 164 514 015	852	28
FG 118	314 225 524 016	807	9
FG 119	314 225 524 021	807	9
FG 119 C	314 225 534 021	807	9
FG 119A	314 225 524 023	807	9
FG 119A C	314 225 534 023	807	9
FG 11A	314 068 524 039	909	36
FG 11A C	314 068 534 039	909	36
FG 11A CB	314 068 544 040	909	36
FG 11A GB	314 068 514 038	909	36
FG 123	314 210 524 018	886	26
FG 123 C	314 210 534 018	886	26
FG 123 GB	314 210 514 017	886	26
FG 124	314 129 524 012	885	17
FG 124 C	314 129 534 012	885	17
FG 124 CB	314 129 544 013	885	17
FG 124 GB	314 129 514 011	885	17
FG 124L	314 131 524 016	886	17
FG 124L C	314 131 534 016	886	17
FG 124L CB	314 131 544 017	886	17
FG 124L GB	314 131 514 015	886	17
FG 125	314 129 524 014	885	17
FG 125 C	314 129 534 014	885	17
FG 130	314 040 524 035	815	35
FG 131	314 129 524 008	885	17
FG 133	314 129 524 010	885	17
FG 134	314 129 524 016	885	17
FG 134 C	314 129 534 016	885	17
FG 136	314 129 524 018	885	17
FG 136 C	314 129 534 018	885	17
FG 161	314 297 524 012	877K	30
FG 161 C	314 297 534 012	877K	30
FG 161 GB	314 297 514 011	877K	30
FG 161N	314 297 524 014	877K	30
FG 161N C	314 297 534 014	877K	30
FG 162	314 297 524 016	877K	30
FG 162 C	314 297 534 016	877K	30
FG 162 CB	314 297 544 017	877K	30
FG 162 GB	314 297 514 015	877K	30
FG 163	314 297 524 018	877K	30
FG 163 C	314 297 534 018	877K	30
FG 163 CB	314 297 544 019	877K	30
FG 163 GB	314 297 514 017	877K	30
FG 164	314 297 524 021	877K	30
FG 164 C	314 297 534 021	877K	30
FG 16L	314 220 524 012	857	28
FG 16L C	314 220 534 012	857	28
FG 17	314 219 524 010	851	27
FG 17L	314 220 524 014	857	28
FG 17L C	314 220 534 014	857	28
FG 18	314 219 524 016	851	27
FG 18 C	314 219 534 016	851	27
FG 18 GB	314 219 514 015	851	27
FG 181	314 298 524 012	878K	30
FG 181 C	314 298 534 012	878K	30
FG 181 CB	314 298 544 013	878K	30
FG 181 GB	314 298 514 011	878K	30
FG 181N	314 298 524 014	878K	30
FG 181N C	314 298 534 014	878K	30
FG 182	314 298 524 016	878K	30
FG 182 C	314 298 534 016	878K	30
FG 182 CB	314 298 544 017	878K	30
FG 182 GB	314 298 514 015	878K	30
FG 183	314 298 524 018	878K	30
FG 183 C	314 298 534 018	878K	30
FG 183 GB	314 298 514 017	878K	30
FG 184	314 298 524 021	878K	30
FG 184 C	314 298 534 021	878K	30
FG 184 CB	314 298 544 022	878K	30
FG 184 GB	314 298 514 020	878K	30
FG 185	314 298 524 023	878K	30
FG 185 C	314 298 534 023	878K	30
FG 185 CB	314 298 544 024	878K	30
FG 185 GB	314 298 514 022	878K	30
FG 189	314 001 524 006	801	8
FG 18L	314 220 524 016	857	28
FG 18L C	314 220 534 016	857	28
FG 18L GB	314 220 514 015	857	28
FG 19	314 219 524 012	851	27
FG 19 C	314 219 534 012	851	27
FG 19 GB	314 219 514 011	851	27
FG 190	314 299 524 012	879K	31
FG 190 C	314 299 534 012	879K	31
FG 191	314 299 524 014	879K	31
FG 191 C	314 299 534 014	879K	31
FG 191 CB	314 299 544 015	879K	31
FG 191 GB	314 299 514 013	879K	31
FG 192	314 299 524 016	879K	31
FG 192 C	314 299 534 016	879K	31

FG

Intensiv Code	ISO Code	Shape	Page
FG 192 CB	314 299 544 017	879K	31
FG 192 GB	314 299 514 015	879K	31
FG 193	314 299 524 018	879K	31
FG 193 C	314 299 534 018	879K	31
FG 193 CB	314 299 544 019	879K	31
FG 193 GB	314 299 514 017	879K	31
FG 194	314 299 524 020	879K	31
FG 194 C	314 299 534 020	879K	31
FG 194 CB	314 299 544 021	879K	31
FG 195	314 299 524 021	879K	31
FG 196	314 299 524 023	879K	31
FG 196 C	314 299 534 023	879K	31
FG 196L	314 697 524 014	801L	9
FG 197	314 038 524 037	811	35
FG 197 C	314 038 534 037	811	35
FG 198	314 038 524 029	811	35
FG 198 C	314 038 534 029	811	35
FG 198 CB	314 038 544 030	811	35
FG 198 GB	314 038 514 028	811	35
FG 198A	314 038 524 033	811	35
FG 198A C	314 038 534 033	811	35
FG 198A CB	314 038 544 034	811	35
FG 199	314 001 524 007	801	8
FG 19A	314 219 524 017	851	27
FG 19A GB	314 219 514 016	851	27
FG 19L	314 220 524 017	857	28
FG 19L C	314 220 534 017	857	28
FG 200	314 001 524 012	801	8
FG 200 C	314 001 534 012	801	8
FG 200 GB	314 001 514 012	801	8
FG 200L	314 697 524 012	801L	9
FG 200N	314 001 524 010	801	8
FG 200N GB	314 001 514 010	801	8
FG 200S	314 001 524 009	801	8
FG 200S GB	314 001 514 008	801	8
FG 201	314 001 524 018	801	8
FG 201 C	314 001 534 018	801	8
FG 201 CB	314 001 544 019	801	8
FG 201 GB	314 001 514 018	801	8
FG 201L	314 697 524 018	801L	9
FG 201N	314 001 524 016	801	8
FG 201N C	314 001 534 016	801	8
FG 201N CB	314 001 544 017	801	8
FG 201N GB	314 001 514 016	801	8
FG 201NL	314 697 524 016	801L	9
FG 201NL C	314 697 534 016	801L	9
FG 201S	314 001 524 014	801	8
FG 201S C	314 001 534 014	801	8
FG 201S CB	314 001 544 015	801	8
FG 201S GB	314 001 514 014	801	

FG

Intensiv Code	ISO Code	Shape	Page
FG 235 C	314 198 534 018	856	26
FG 235 CB	314 198 544 019	856	26
FG 235 GB	314 198 514 017	856	26
FG 235A	314 198 524 021	856	26
FG 235A C	314 198 534 021	856	26
FG 235S	314 198 524 025	856	26
FG 235S C	314 198 534 025	856	26
FG 235S CB	314 198 544 026	856	26
FG 236	314 199 524 018	850	27
FG 236 C	314 199 534 018	850	27
FG 236 CB	314 199 544 019	850	27
FG 236 GB	314 199 514 017	850	27
FG 237	314 199 524 022	850	27
FG 237 C	314 199 534 022	850	27
FG 237 CB	314 199 544 023	850	27
FG 237 GB	314 199 514 021	850	27
FG 237L	314 198 524 014	856L	25
FG 237L C	314 198 534 014	856L	25
FG 238	314 199 524 026	850	27
FG 238 C	314 199 534 026	850	27
FG 238 CB	314 199 544 027	850	27
FG 238 GB	314 199 514 025	850	27
FG 238L	314 198 524 016	856L	25
FG 238L C	314 198 534 016	856L	25
FG 239L	314 198 524 018	856L	25
FG 239L C	314 198 534 018	856L	25
FG 240	314 199 524 023	850L	27
FG 240 C	314 199 534 023	850L	27
FG 240 CB	314 199 544 024	850L	27
FG 240 GB	314 199 514 022	850L	27
FG 240L	314 198 524 020	856L	25
FG 240L C	314 198 534 020	856L	25
FG 241	314 039 524 037	811L	35
FG 241 C	314 039 534 037	811L	35
FG 241 CB	314 039 544 038	811L	35
FG 241 GB	314 039 514 036	811L	35
FG 243	314 033 524 021	899	34
FG 243 C	314 033 534 021	899	34
FG 243 GB	314 033 514 020	899	34
FG 244	314 109 524 016	835	13
FG 244 C	314 109 534 016	835	13
FG 244 CB	314 109 544 017	835	13
FG 244A	314 109 524 018	835	13
FG 244A C	314 109 534 018	835	13
FG 245	314 033 524 027	899	34
FG 245 C	314 033 534 027	899	34
FG 245 GB	314 033 514 026	899	34
FG 246	314 199 524 012	850L	27
FG 246 C	314 199 534 012	850L	27
FG 247	314 199 524 014	850L	27
FG 247 C	314 199 534 014	850L	27
FG 247 GB	314 199 514 012	850L	27
FG 248	314 199 524 016	850L	27
FG 248 C	314 199 534 016	850L	27
FG 249	314 199 524 018	850L	27
FG 249 C	314 199 534 018	850L	27
FG 250	314 277 524 023	379	33
FG 250 C	314 277 534 023	379	33
FG 250 CB	314 277 544 024	379	33
FG 250 GB	314 277 514 022	379	33
FG 250A	314 277 524 017	379	33
FG 250A C	314 277 534 017	379	33
FG 250A GB	314 277 514 016	379	33
FG 252	314 257 524 016	368	32
FG 252A	314 257 524 010	368	32
FG 253	314 257 524 014	368	32
FG 253 C	314 257 534 014	368	32
FG 254	314 257 524 012	368	32
FG 254 C	314 257 534 012	368	32
FG 254 GB	314 257 514 011	368	32
FG 255	314 257 524 023	368	32
FG 255 C	314 257 534 023	368	32
FG 255 CB	314 257 544 024	368	32
FG 255 GB	314 257 514 022	368	32
FG 255A	314 257 524 018	368	32
FG 255A C	314 257 534 018	368	32
FG 255A GB	314 257 514 017	368	32
FG 256	314 277 524 012	379	33
FG 256 C	314 277 534 012	379	33
FG 256 GB	314 277 514 011	379	33
FG 257	314 277 524 018	379	33
FG 257 C	314 277 534 018	379	33
FG 257 CB	314 277 544 019	379	33
FG 257 GB	314 277 514 017	379	33
FG 257S	314 277 524 014	379	33
FG 257S C	314 277 534 014	379	33
FG 257S GB	314 277 514 013	379	33
FG 258	314 277 524 023	379	33
FG 258 C	314 277 534 023	379	33
FG 258 CB	314 277 544 024	379	33
FG 258 GB	314 277 514 022	379	33
FG 258N	314 277 524 029	379	33

FG

Intensiv Code	ISO Code	Shape	Page
FG 258N C	314 277 534 029	379	33
FG 258N GB	314 277 514 028	379	33
FG 259	314 277 524 033	379	33
FG 259 C	314 277 534 033	379	33
FG 259 CB	314 277 544 034	379	33
FG 259 GB	314 277 514 032	379	33
FG 260	314 277 524 016	379	33
FG 260 C	314 277 534 016	379	33
FG 261	314 156 524 008	835KR	12
FG 262	314 156 524 010	835KR	12
FG 263	314 156 524 012	835KR	12
FG 263 C	314 156 534 012	835KR	12
FG 264	314 156 524 016	379	33
FG 264 C	314 156 534 016	379	33
FG 265	314 156 524 016	835KR	12
FG 265 C	314 156 534 016	835KR	12
FG 266	314 156 524 018	835KR	12
FG 266 C	314 156 534 018	835KR	12
FG 268	314 277 524 016	379	33
FG 268 C	314 277 534 016	379	33
FG 269	314 247 524 016	860	19
FG 269 C	314 247 534 016	860	19
FG 274	314 274 524 016	390	34
FG 274 C	314 274 534 016	390	34
FG 274 GB	314 274 514 015	390	34
FG 274N	314 274 524 021	390	34
FG 274N C	314 274 534 021	390	34
FG 274N GB	314 274 514 020	390	34
FG 285L	314 248 524 014	861	19
FG 285L C	314 248 534 014	861	19
FG 285L CB	314 248 544 015	861	19
FG 297	314 032 524 010	813	10
FG 298	314 032 524 012	813	10
FG 298 C	314 032 534 012	813	10
FG 299	314 032 524 014	813	10
FG 299 C	314 032 534 014	813	10
FG 300	314 002 524 012	802	9
FG 300 C	314 002 534 012	802	9
FG 300 GB	314 002 514 011	802	9
FG 300A	314 002 524 010	802	9
FG 300S	314 002 524 009	802	9
FG 300S C	314 002 534 009	802	9
FG 300S GB	314 002 514 009	802	9
FG 301	314 002 524 018	802	9
FG 301 C	314 002 534 018	802	9
FG 301 CB	314 002 544 020	802	9
FG 301A	314 002 524 016	802	9
FG 301A C	314 002 534 016	802	9
FG 301S	314 002 524 014	802	9
FG 301S C	314 002 534 014	802	9
FG 301S GB	314 002 514 013	802	9
FG 302	314 019 524 018	806	10
FG 302 C	314 019 534 018	806	10
FG 302 CB	314 019 544 019	806	10
FG 302 GB	314 019 514 017	806	10
FG 302A	314 002 524 023	802	9
FG 302A C	314 002 534 023	802	9
FG 303	314 032 524 020	813	10
FG 303 C	314 032 534 020	813	10
FG 303 CB	314 032 544 021	813	10
FG 303A	314 032 524 018	813	10
FG 303A C	314 032 534 018	813	10
FG 303S	314 032 524 016	813	10
FG 303S C	314 032 534 016	813	10
FG 304	314 109 524 022	835	13
FG 304 C	314 109 534 022	835	13
FG 304 CB	314 109 544 023	835	13
FG 304 GB	314 109 514 021	835	13
FG 3040B	314 290 514 014	879	18
FG 3040SB	314 290 514 010	879	18
FG 305	314 140 524 012	880	15
FG 305 C	314 140 534 012	880	15
FG 305 CB	314 140 544 013	880	15
FG 305 GB	314 140 514 011	880	15
FG 305L	314 142 524 012	882	16
FG 305L C	314 142 534 012	882	16
FG 305L CB	314 142 544 013	882	16
FG 305L GB	314 142 514 011	882	16
FG 305LP C	314 158 534 013	837KR	14
FG 305S	314 140 524 010	880	15
FG 305S C	314 140 534 010	880	15
FG 305S CB	314 140 544 011	880	15
FG 305S GB	314 140 514 009	880	15
FG 306	314 288 524 010	877	18
FG 306 C	314 288 534 010	877	18
FG 306 GB	314 288 514 009	877	18
FG 306A	314 288 524 009	877	18
FG 306S	314 287 524 009	876	18
FG 306S C	314 287 534 009	876	18
FG 306S GB	314 287 514 008	876	18
FG 307	314 141 524 016	881	16
FG 307 C	314 141 534 016	881	16

FG

Intensiv Code	ISO Code	Shape	Page
FG 307 CB	314 141 544 017	881	16
FG 307 GB	314 141 514 015	881	16
FG 307A	314 142 524 011	882	16
FG 307A C	314 142 534 011	882	16
FG 307L	314 142 524 016	882	16
FG 307L C	314 142 534 016	882	16
FG 307L CB	314 142 544 017	882	16
FG 307L GB	314 142 514 015	882	16
FG 307N	314 142 524 014	882	16
FG 307N C	314 142 534 014	882	16
FG 307N CB	314 142 544 015	882	16
FG 307N GB	314 142 514 013	882	16
FG 308	314 289 524 012	878	17
FG 308 C	314 289 534 012	878	17
FG 308 CB	314 289 544 013	878	17
FG 308 GB	314 289 514 011	878	17
FG 308S	314 289 524 010	878	17
FG 308S C	314 289 534 010	878	17
FG 308S GB	314 289 514 009	878	17
FG 309	314 141 524 010	881	16
FG 309 CB	314 141 534 010	881	16
FG 309 GB	314 141 544 011	881	16
FG 309 GB	314 141 514 009	881	16
FG 30D14	314 165 514 012	858	29
FG 30D2	314 165 514 010	858	29
FG 30D3	314 167 514 011	859	29
FG 30D34	314 166 514 013	859	29
FG 30D4	314 166 514 014	859	29
FG 30D6	314 199 514 014	850	26
FG 30D8	314 197 514 014	855	25
FG 310	314 290 524 012	879	18
FG 310 C	314 290 534 012	879	18
FG 310 CB	314 290 544 013	879	18
FG 310 GB	314 290 514 011	879	18
FG 311	314 249 524 016	862	20
FG 311 C	314 249 534 016	862	20
FG 311 CB	314 249 544 017	862	20
FG 311 GB	314 249 514 015	862	20
FG 3113NR	314 546 514 021	847KR	24
FG 3113R	314 545 514 017	846KR	23
FG 3113S	314 172 514 027	847	23
FG 3116	314 172 514 010	847	22
FG 3117	314 172 514 014	847	22
FG 3117N	314 172 514 015	847	22
FG 311S	314 249 524 014	862	20
FG 311S C	314 249 534 014	862	20
FG 312	314 249 524 018	862	20
FG 312 C	314 249 534 018	862	20
FG 312 CB	314 249 544 019	862	20
FG 312 GB	314 249 514 017	862	20
FG 3124L	314		

Intensiv and ISO Code Index

Continuation

FG

Intensiv Code	ISO Code	Shape	Page
FG 3513	314 545 514 016	846KR	23
FG 3513N	314 546 514 022	847KR	24
FG 3514	314 157 514 011	836KR	15
FG 3517	314 546 514 016	847KR	24
FG 3525	314 545 514 016	846KR	23
FG 3526	314 158 524 016	847KR	24
FG 360	314 165 524 016	858	29
FG 360 C	314 165 534 016	858	29
FG 361	314 165 524 018	858	29
FG 361 C	314 165 534 018	858	29
FG 3614	314 158 514 012	837KR	14
FG 3614B	314 158 514 014	837KR	14
FG 363	314 249 524 009	862	20
FG 364	314 249 524 010	862	20
FG 364 C	314 249 534 010	862	20
FG 365	314 249 524 012	862	20
FG 365 C	314 249 534 012	862	20
FG 366	314 288 524 012	877	18
FG 366 C	314 288 534 012	877	18
FG 366 CB	314 288 534 013	877	18
FG 366 GB	314 288 514 011	877	18
FG 367	314 249 524 021	862	20
FG 367 C	314 249 534 021	862	20
FG 370	314 263 524 025	369	33
FG 370 C	314 263 534 025	369	33
FG 3710B	314 156 514 010	836KR	15
FG 3712B	314 158 514 009	837KR	14
FG 3714B	314 156 514 014	836KR	15
FG 378	314 250 524 021	863	20
FG 378 C	314 250 534 021	863	20
FG 388	314 289 524 014	878	17
FG 388 C	314 289 534 014	878	17
FG 388 CB	314 289 544 015	878	17
FG 388 GB	314 289 514 013	878	17
FG 397	314 157 524 008	836KR	15
FG 398	314 157 524 010	836KR	15
FG 399	314 157 524 012	836KR	15
FG 399 C	314 157 534 012	836KR	15
FG 400	314 001 524 027	801	8
FG 400 C	314 001 534 027	801	8
FG 400 CB	314 001 544 028	801	8
FG 400 GB	314 001 514 026	801	8
FG 400A	314 001 524 021	801	8
FG 400A C	314 001 534 021	801	8
FG 400B	314 001 524 029	801	8
FG 400B C	314 001 534 029	801	8
FG 400N	314 001 524 025	801	8
FG 400N C	314 001 534 025	801	8
FG 400N CB	314 001 544 026	801	8
FG 400N GB	314 001 514 024	801	8
FG 400S	314 001 524 023	801	8
FG 400S C	314 001 534 023	801	8
FG 400S CB	314 001 544 024	801	8
FG 400S GB	314 001 514 022	801	8
FG 401	314 001 524 036	801	8
FG 401 C	314 001 534 036	801	8
FG 401 CB	314 001 544 037	801	8
FG 401 GB	314 001 514 034	801	8
FG 4011A	314 068 514 038	909	36
FG 402	314 010 524 018	805	10
FG 402 C	314 010 534 018	805	10
FG 402 CB	314 010 544 019	805	10
FG 402 GB	314 010 514 017	805	10
FG 4035	314 466 514 015	833	36
FG 4036	314 111 514 010	837	14
FG 4037	314 290 514 011	879	18
FG 4038	314 142 514 011	882	16
FG 404	314 139 524 014	838	15
FG 404 C	314 139 534 014	838	15
FG 404 CB	314 139 544 015	838	15
FG 404 GB	314 139 514 013	838	15
FG 4040B	314 290 514 014	879	18
FG 404L	314 250 524 010	863	20
FG 405L	314 250 524 012	863	20
FG 405L C	314 250 534 012	863	20
FG 405L GB	314 250 514 011	863	20
FG 406	314 288 524 014	877	18
FG 406 C	314 288 534 014	877	18
FG 406 GB	314 288 514 013	877	18
FG 4062	314 297 514 014	877K	30
FG 407R	314 544 524 016	845KR	23
FG 407R C	314 544 534 016	845KR	23
FG 407R GB	314 544 514 015	845KR	23
FG 408	314 289 524 016	878	17
FG 408 C	314 289 534 016	878	17
FG 408 CB	314 289 544 017	878	17
FG 408 GB	314 289 514 015	878	17
FG 409R	314 544 524 018	845KR	23
FG 409R C	314 544 534 018	845KR	23
FG 409R GB	314 544 514 017	845KR	23
FG 40D1	314 699 514 009	956	28
FG 40D14	314 165 514 013	858	29

FG

Intensiv Code	ISO Code	Shape	Page
FG 40D16	314 197 514 011	855	25
FG 40D17	314 197 514 013	855	25
FG 40D18	314 198 514 015	856	26
FG 40D2	314 165 514 011	858	29
FG 40D21	314 213 514 022	888	20
FG 40D25	314 198 514 010	856	26
FG 40D26	314 198 514 013	856	26
FG 40D3	314 167 514 011	859	29
FG 40D34	314 166 514 013	859	29
FG 40D4	314 166 514 015	859	29
FG 40D5	314 173 514 014	848	21
FG 40D6	314 199 514 015	850	26
FG 40D7	314 197 514 023	855	25
FG 40D8	314 197 514 015	855	25
FG 40D9	314 699 514 009	955	28
FG 410	314 290 524 014	879	18
FG 410 C	314 290 534 014	879	18
FG 410 CB	314 290 544 015	879	18
FG 410 GB	314 290 514 013	879	18
FG 4101	314 586 514 013	898	31
FG 4102L	314 586 514 015	898	31
FG 4103	314 586 514 017	898	31
FG 410L	314 291 524 015	879L	18
FG 410L C	314 291 534 015	879L	18
FG 410L CB	314 291 544 016	879L	18
FG 410L GB	314 291 514 014	879L	18
FG 411	314 139 524 010	838	15
FG 4113	314 171 514 017	846	21
FG 4113NR	314 546 514 022	847KR	24
FG 4113S	314 172 514 028	847	23
FG 4114	314 110 514 013	836	13
FG 4117	314 172 514 015	847	22
FG 4117A	314 164 514 013	852	28
FG 4117N	314 172 514 017	847	22
FG 4117S	314 164 514 015	852	28
FG 411A	314 139 524 012	838	15
FG 411A C	314 139 534 012	838	15
FG 411R	314 544 524 021	845KR	23
FG 411R C	314 544 534 021	845KR	23
FG 411R GB	314 544 514 020	845KR	23
FG 412	314 139 524 009	838	15
FG 412 C	314 139 534 009	838	15
FG 412 GB	314 139 514 008	838	15
FG 4123	314 210 514 017	8862	26
FG 4124L	314 131 514 015	886	17
FG 412A	314 139 524 008	838	15
FG 413	314 170 524 024	845	22
FG 413 C	314 170 534 024	845	22
FG 413 CB	314 170 544 025	845	22
FG 413 GB	314 170 514 023	845	22
FG 4132	314 466 514 033	833	36
FG 4135	314 466 514 013	833	36
FG 413R	314 544 524 023	845KR	23
FG 413R C	314 544 534 023	845KR	23
FG 413R GB	314 544 514 022	845KR	23
FG 414	314 157 524 014	836KR	15
FG 414 C	314 157 534 014	836KR	15
FG 416	314 010 524 023	805	10
FG 416 C	314 010 534 023	805	10
FG 416 CB	314 010 544 024	805	10
FG 416 GB	314 010 514 022	805	10
FG 4161	314 297 514 011	877K	30
FG 4161N	314 297 514 013	877K	30
FG 4162	314 297 514 015	877K	30
FG 4163	314 297 514 017	877K	30
FG 417R	314 545 524 016	846KR	23
FG 417R C	314 545 534 016	846KR	23
FG 4181	314 298 514 011	878K	30
FG 4181N	314 298 514 013	878K	30
FG 4182	314 298 514 015	878K	30
FG 4184	314 298 514 020	878K	30
FG 4185	314 298 514 022	878K	30
FG 4192	314 299 514 015	879K	31
FG 4193	314 299 514 017	879K	31
FG 4194	314 299 514 019	879K	31
FG 4195	314 299 514 020	879K	31
FG 4198	314 038 514 028	811	35
FG 4199	314 001 514 007	801	8
FG 420	314 157 524 016	836KR	15
FG 420 C	314 157 534 016	836KR	15
FG 4200	314 001 514 011	801	8
FG 4200S	314 001 514 008	801	8
FG 4201	314 001 514 017	801	8
FG 4201NL	314 697 514 015	801L	9
FG 4201S	314 001 514 013	801	8
FG 4204	314 109 514 013	835	13
FG 4205	314 247 514 013	860	19
FG 4205L	314 248 514 011	861	19
FG 4206	314 170 514 011	845	22
FG 421	314 157 524 018	836KR	15
FG 4210	314 109 514 009	835	13
FG 4211S	314 109 514 007	835	13

FG

Intensiv Code	ISO Code	Shape	Page
FG 4212	314 109 514 008	835	13
FG 4212S	314 109 514 008	835	37
FG 4213	314 171 514 017	846	21
FG 4214	314 109 514 011	835	13
FG 4218	314 235 514 009	830	11
FG 4219	314 235 514 011	830	11
FG 4223R	314 236 514 014	830L	12
FG 4224	314 238 514 009	830RL	12
FG 4225	314 238 514 011	830RL	12
FG 4228	314 170 514 015	845	22
FG 422R	314 546 524 016	847KR	24
FG 422R C	314 546 534 016	847KR	24
FG 422R CB	314 546 544 016	847KR	24
FG 4233	314 199 514 011	850	26
FG 4235	314 198 514 016	856	26
FG 4235A	314 198 514 019	856	26
FG 4235S	314 198 514 023	856	26
FG 4236	314 199 514 016	850	26
FG 4237	314 199 514 021	850	26
FG 4238	314 199 514 025	850	26
FG 4238L	314 198 514 014	856L	25
FG 423R	314 553 524 018	848KR	24
FG 423R C	314 553 534 018	848KR	24
FG 423R CB	314 553 544 019	848KR	24
FG 423R GB	314 553 514 017	848KR	24
FG 4240	314 199 514 022	850L	27
FG 4241	314 039 514 036	811L	35
FG 4243	314 033 514 020	899	34
FG 4245	314 033 514 026	899	34
FG 4249	314 199 514 014	850L	27
FG 4250	314 277 514 022	379	34
FG 4250B	314 277 514 022	379	34
FG 4253	314 257 514 013	368	32
FG 4254	314 257 514 011	368	32
FG 4255	314 257 514 022	368	32
FG 4255A	314 257 514 017	368	32
FG 4256	314 277 514 011	379	33
FG 4257	314 277 514 017	379	33
FG 4258	314 277 514 022	379	33
FG 4258A	314 277 514 023	379	33
FG 4259	314 277 514 032	379	33
FG 425 CB	314 545 544 015	846KR	23
FG 426	314 540 524 010	889	37
FG 4274	314 274 514 015	390	34
FG 4274N	314 274 514 020	390	34
FG 428	314 540 524 012	889	37
FG 428 C	314 540 534 012	889	37
FG 4300	314 002 514 010	802	

FG

Intensiv Code	ISO Code	Shape	Page
FG 5235	314 198 504 016	856	26
FG 5236	314 199 504 016	850	26
FG 5237	314 199 504 020	850	27
FG 5238	314 199 504 024	850	27
FG 5243	314 033 514 019	899	34
FG 5245	314 033 514 025	899	34
FG 5250	314 277 504 021	379	34
FG 5253	314 257 504 012	368	32
FG 5254	314 257 504 010	368	32
FG 5255	314 257 504 021	368	32
FG 5255A	314 257 504 016	368	32
FG 5256	314 277 504 010	379	33
FG 5257	314 277 504 016	379	33
FG 5257S	314 277 504 011	379	33
FG 5258	314 277 504 021	379	33
FG 5259	314 277 504 031	379	33
FG 526	314 546 524 018	847KR	24
FG 526 C	314 546 534 018	847KR	24
FG 526 GB	314 546 514 017	847KR	24
FG 5274	314 274 504 014	390	34
FG 5274N	314 274 504 019	390	34
FG 5305	314 140 504 010	880	15
FG 5305L	314 142 504 010	882	16
FG 5308	314 289 504 010	878	17
FG 5310	314 290 504 010	879	18
FG 5310B	314 290 504 011	879	18
FG 5310S	314 536 504 011	874	37
FG 5311	314 249 504 014	862	20
FG 5312N	314 250 504 016	863	20
FG 5314	314 111 504 012	837	14
FG 5314S	314 111 504 010	837	14
FG 5315	314 141 504 018	881	16
FG 5315L	314 141 504 018	881	16
FG 5315S	314 141 504 012	881	16
FG 5325L	314 158 504 013	837KR	14
FG 5335	314 465 504 014	392	36
FG 5400	314 001 504 025	801	8
FG 5400S	314 001 504 021	801	8
FG 5401	314 001 504 033	801	8
FG 5405L	314 250 504 010	863	20
FG 5406	314 288 504 012	877	18
FG 5407R	314 544 504 014	845KR	23
FG 5408	314 289 504 014	878	17
FG 5410	314 290 504 012	879	18
FG 5410L	314 291 504 013	879L	18
FG 5414	314 157 504 011	836KR	15
FG 5417R	314 545 504 014	846KR	23
FG 5422R	314 546 504 014	847KR	24
FG 5423R	314 553 504 016	848KR	24
FG 5505	314 250 504 012	863	20
FG 5505L	314 250 504 014	863	20
FG 5510	314 157 504 009	836KR	15
FG 5514	314 157 504 011	836KR	15
FG 5526	314 546 504 016	847KR	24
FG 5712B	314 158 504 009	837KR	14
FG 609	314 158 524 010	837KR	14
FG 609 C	314 158 534 010	837KR	14
FG 610N	314 068 524 027	909	36
FG 610N C	314 068 534 027	909	36
FG 611 C	314 158 534 014	837KR	14
FG 612	314 109 524 007	835	13
FG 65	314 173 524 023	848	37
FG 65 C	314 552 534 023	848	37
FG 707 C	314 109 534 010	835	37
FG 712 C	314 158 534 011	837KR	14
FG 8030	314 167 524 012	859	29
FG 8040	314 290 524 014	879	18
FG 8040S	314 290 524 010	879	18
FG 80D3	314 167 524 012	859	29
FG 80D4	314 166 524 016	859	29
FG 80D6	314 199 524 016	850	26
FG 80D7	314 197 524 025	855	25
FG 80D9	314 699 524 010	955	28
FG 8113NR	314 546 524 023	847KR	24
FG 8113R	314 545 524 019	846KR	23
FG 8113S	314 172 524 029	847	23
FG 8117	314 172 524 016	847	22
FG 8195	314 299 524 021	879K	31
FG 8200	314 001 524 012	801	8
FG 8200S	314 001 524 009	801	8
FG 8201	314 001 524 018	801	8
FG 8201NL	314 697 524 016	801L	9
FG 8204	314 109 524 014	835	13
FG 8206	314 170 524 012	845	22
FG 8211	314 109 524 010	835	13
FG 8212S	314 109 524 009	835	13
FG 8214	314 109 524 012	835	13
FG 8218	314 235 524 010	830	11
FG 8223	314 236 524 015	830L	12
FG 8224	314 236 524 011	830L	12
FG 8225	314 236 524 012	830L	12
FG 8234	314 199 524 016	850	26

FG

Intensiv Code	ISO Code	Shape	Page
FG 8235	314 198 524 018	856	26
FG 8236	314 199 524 018	850	26
FG 8237	314 199 524 022	850	27
FG 8238	314 199 524 026	850	27
FG 8250	314 277 524 023	379	34
FG 8255	314 257 524 023	368	32
FG 8255A	314 257 524 018	368	32
FG 8257	314 277 524 018	379	33
FG 8258	314 277 524 023	379	33
FG 8259	314 277 524 033	379	33
FG 8305L	314 142 524 012	882	16
FG 8305LP	314 158 524 013	837KR	14
FG 8308	314 289 524 012	878	17
FG 8310	314 290 524 012	879	18
FG 8315L	314 141 524 020	881	16
FG 8315S	314 141 524 014	881	16
FG 8325L	314 158 524 015	837KR	14
FG 8388	314 289 524 014	878	17
FG 8400	314 001 524 027	801	8
FG 8400N	314 001 524 025	801	8
FG 8400S	314 001 524 023	801	8
FG 8404	314 139 524 014	838	15
FG 8406A	314 288 524 013	877	18
FG 8410	314 290 524 014	879	18
FG 8410L	314 291 524 015	879L	18
FG 8411R	314 544 524 021	845KR	23
FG 8414	314 157 524 014	836KR	15
FG 8414B	314 157 524 014	836KR	15
FG 8417R	314 545 524 016	846KR	23
FG 8422R	314 546 524 016	847KR	24
FG 8423R	314 553 524 018	848KR	24
FG 8425	314 545 524 014	846KR	23
FG 8427	314 546 524 014	847KR	24
FG 8505L	314 250 524 016	863	20
FG 8510	314 157 524 011	836KR	15
FG 8513	314 545 524 018	846KR	23
FG 8514	314 157 524 013	836KR	15
FG 8517	314 546 524 016	847KR	24
FG 8525	314 545 524 018	846KR	23
FG 8526	314 546 524 018	847KR	24
FG 8614	314 158 524 014	837KR	14
FG 8710	314 156 524 010	836KR	15
FG 8712	314 158 524 011	837KR	14
FG 8714	314 156 524 014	836KR	15
FG 9040	314 290 494 011	879	18
FG 90D1	314 699 494 008	956	28
FG 90D14	314 165 494 011	858	29
FG 90D2	314 165 494 010	858	29
FG 90D3	314 167 494 010	859	29
FG 90D4	314 166 494 013	859	29
FG 90D6	314 199 494 013	850	26
FG 90D9	314 699 494 007	955	28
FG 9195	314 299 494 018	879K	31
FG 92	314 303 524 015	825	36
FG 9205	314 247 494 011	860	19
FG 9205L	314 248 494 009	861	19
FG 9206	314 170 494 009	845	22
FG 9214	314 109 494 009	835	13
FG 9223	314 236 494 012	830L	12
FG 9235	314 198 494 015	856	26
FG 9236	314 199 494 015	850	26
FG 9238	314 199 494 023	850	27
FG 9243	314 033 494 019	899	34
FG 9245	314 033 494 024	899	34
FG 9250	314 277 494 020	379	34
FG 9255	314 257 494 020	368	32
FG 9259	314 277 494 030	379	33
FG 9274	314 274 494 013	390	34
FG 9274N	314 274 494 018	390	34
FG 9305L	314 142 494 010	882	16
FG 9308	314 289 494 009	878	17
FG 9315L	314 141 494 017	881	16
FG 9323	314 236 494 013	830L	12
FG 9325L	314 158 494 012	837KR	14
FG 9327	314 158 494 015	837KR	14
FG 9400	314 001 494 024	801	8
FG 9401	314 001 494 033	801	8
FG 9405L	314 250 494 009	863	20
FG 95	314 213 524 019	888	20
FG 95 C	314 213 534 019	888	20
FG 95 GB	314 213 514 018	888	20
FG 9505L	314 250 494 013	863	20
FG 98	314 110 524 008	836	13
FG 99	314 110 524 010	836	13
FG D1	314 699 524 010	956	28
FG D1 C	314 699 534 010	956	28
FG D1 GB	314 699 514 010	956	28
FG D11	314 165 524 010	858	29
FG D11 C	314 165 534 010	858	29
FG D11 GB	314 165 514 010	858	29
FG D11A	314 165 524 012	858	29
FG D11A C	314 165 534 012	858	29

FG

Intensiv Code	ISO Code	Shape	Page
FG D12	314 173 524 010	848	21
FG D13	314 173 524 012	848	21
FG D13 C	314 173 534 012	848	21
FG D13L	314 174 524 012	848L	21
FG D13L C	314 174 534 012	848L	21
FG D14	314 165 524 014	858	29
FG D14 C	314 165 534 014	858	29
FG D14 GB	314 165 514 013	858	29
FG D15	314 173 524 014	848	21
FG D15 C	314 173 534 014	848	21
FG D15L	314 174 524 014	848L	21
FG D15L C	314 174 534 014	848L	21
FG D16	314 197 524 012	855	25
FG D16 C	314 197 534 012	855	25
FG D16 CB	314 197 544 013	855	25
FG D16 GB	314 197 514 011	855	25
FG D17	314 197 524 014	855	25
FG D17 C	314 197 534 014	855	25
FG D17 CB	314 197 544 015	855	25
FG D18	314 198 524 016	856	26
FG D18 C	314 198 534 016	856	26
FG D18 CB	314 198 544 017	856	26
FG D18 GB	314 198 514 015	856	26
FG D19	314 173 524 018	848	21
FG D19 C	314 173 534 018	848	21
FG D19L	314 174 524 018	848L	21
FG D19L C	314 174 534 018	848L	21
FG D2	314 165 524 012	858	29
FG D2 C	314 165 534 012	858	29
FG D2 GB	314 165 514 011	858	29
FG D20	314 213 524 023	888	20
FG D20 C	314 213 534 023	888	20
FG D20 CB	314 213 544 024	888	20
FG D20 GB	314 213 514 022	888	20
FG D21	314 213 524 023	888	20
FG D21 C	314 213 534 023	888	20
FG D21 CB	314 213 544 024	888	20
FG D21 GB	314 213 514 022	888	20
FG D22	314 173 524 023	848	21
FG D22 C	314 173 534 023	848	21
FG D22 CB	314 173 544 024	848	21
FG D22 GB	314 173 514 022	848	21
FG D22L	314 174 524 021	848L	21
FG D22L C	314 174 534 021	848L	21
FG D23	314 198 524 009	856	26
FG D24	314 198 524 010	856	26
FG D25	314 198 524 012	856	26
FG D25 C	314 198 534 012	856	26
FG D25 CB	314 198 544 013	856	26
FG D26	314 198 524 014	856	26
FG D26 C	314 198 534 014	856	26

Intensiv and ISO Code Index

Continuation

FGM

Intensiv Code	ISO Code	Shape	Page
FGM 212 GB	313 109 514 008	835	38
FGM 214	313 109 524 012	835	38
FGM 214 C	313 109 534 012	835	38
FGM 216	313 010 524 012	805	38
FGM 216 C	313 109 534 012	805	38
FGM 216 GB	313 010 514 011	805	38
FGM 216N	313 010 524 009	805	38
FGM 216N C	313 010 534 009	805	38
FGM 216N GB	313 010 514 008	805	38
FGM 218	313 237 524 010	830R	38
FGM 218 C	313 237 534 010	830R	38
FGM 218 GB	313 237 514 009	830R	38
FGM 219	313 237 524 012	830R	38
FGM 219 C	313 237 534 012	830R	38
FGM 219 GB	313 237 514 011	830R	38
FGM 220	313 237 524 018	830R	38
FGM 220 C	313 237 534 018	830R	38
FGM 220 CB	313 237 544 020	830R	38
FGM 220 GB	313 237 514 017	830R	38
FGM 254	313 257 524 012	368	38
FGM 254 C	313 257 534 012	368	38
FGM 254 GB	313 257 514 011	368	38
FGM 255	313 257 524 023	368	38
FGM 255 C	313 257 534 023	368	38
FGM 255 CB	313 257 544 024	368	38
FGM 255 GB	313 257 514 022	368	38
FGM 300	313 002 524 012	802	38
FGM 300 C	313 002 534 012	802	38
FGM 300 GB	313 002 514 011	802	38
FGM 300S	313 002 524 009	802	38
FGM 305	313 140 524 012	880	38
FGM 305 C	313 140 534 012	880	38
FGM 305 CB	313 140 544 013	880	38
FGM 305 GB	313 140 514 011	880	38
FGM 306 GB	313 288 514 009	877	38
FGM 308	313 289 524 012	878	38
FGM 308 C	313 289 534 012	878	38
FGM 308 CB	313 289 544 013	878	38
FGM 308 GB	313 289 514 011	878	38
FGM 315S	313 141 524 014	881	38
FGM 315S C	313 141 534 014	881	38
FGM 315S CB	313 141 544 015	881	38
FGM 315S GB	313 141 514 013	881	38
FGM 316	313 019 524 012	806	38
FGM 316 C	313 019 534 012	806	38
FGM 316 GB	313 019 514 011	806	38
FGM 316N	313 019 524 009	806	38
FGM 316N C	313 019 534 009	806	38
FGM 316N GB	313 019 514 008	806	38
FGM 316S C	313 019 534 008	806	38
FGM 321	313 141 524 012	881	38
FGM 321 C	313 141 534 012	881	38
FGM 4201	313 001 514 017	801	38
FGM 4204	313 109 514 013	835	38
FGM 4315S	313 141 514 013	881	38
FGM 5007	313 197 504 022	855	38
FGM 5008	313 197 524 014	855	38
FGM D16	313 197 524 012	855	38
FGM D16 C	313 197 534 012	855	38
FGM D16 CB	313 197 544 013	855	38
FGM D16 GB	313 197 514 011	855	38
FGM D18	313 198 524 016	856	38
FGM D18 C	313 198 534 016	856	38
FGM D18 GB	313 198 544 017	856	38
FGM D18 GB	313 198 514 015	856	38
FGM D2	313 165 524 012	858	38
FGM D2 C	313 165 534 012	858	38
FGM D7	313 197 524 025	855	38
FGM D7 C	313 197 534 025	855	38
FGM D7 CB	313 197 544 026	855	38
FGM D7 GB	313 197 514 024	855	38
FGM D8	313 197 524 016	855	38
FGM D8 C	313 197 534 016	855	38
FGM D8 CB	313 197 544 018	855	38
FGM D8 GB	313 197 514 015	855	38

RA

RA 113	204 171 524 018	846	21
RA 113 C	204 171 534 018	846	21
RA 113 GB	204 171 514 017	846	21
RA 113A	204 165 524 018	852	28
RA 113A GB	204 164 514 017	852	28
RA 114	204 111 524 014	836	13
RA 114 GB	204 110 514 013	836	13
RA 117	204 172 524 016	847	22
RA 117 C	204 172 534 016	847	22
RA 117 GB	204 172 514 015	847	22
RA 117S	204 164 524 016	852	28
RA 117S GB	204 164 514 015	852	28
RA 11A	204 068 524 039	909	36

RA

Intensiv Code	ISO Code	Shape	Page
RA 11A GB	204 068 514 038	909	36
RA 130	204 040 524 035	815	35
RA 18L	204 220 524 016	857	28
RA 19	204 219 524 012	851	27
RA 199	204 001 524 007	801	8
RA 19L	204 220 524 017	857	28
RA 200	204 001 524 012	801	8
RA 200 C	204 001 534 012	801	8
RA 200 GB	204 001 514 012	801	8
RA 200S	204 001 524 009	801	8
RA 200S GB	204 001 514 008	801	8
RA 201	204 002 524 018	801	8
RA 201 C	204 001 534 018	801	8
RA 201 GB	204 001 514 018	801	8
RA 201S	204 001 514 014	801	8
RA 201S C	204 001 534 014	801	8
RA 201S GB	204 001 514 014	801	8
RA 202	204 010 524 016	805	10
RA 202 C	204 010 534 016	805	10
RA 202 CB	204 010 544 017	805	10
RA 202 GB	204 010 514 015	805	10
RA 204	204 109 524 014	835	13
RA 204 C	204 109 534 014	835	13
RA 204 GB	204 109 514 013	835	13
RA 205	204 247 524 014	860	19
RA 205 GB	204 247 514 013	860	19
RA 205L	204 249 524 012	861	19
RA 205L GB	204 248 514 011	861	19
RA 206	204 170 524 012	845	22
RA 206 GB	204 170 514 011	845	22
RA 208	204 170 524 014	845	22
RA 210	204 108 524 010	835	13
RA 210 GB	204 108 514 009	835	13
RA 212	204 109 524 009	835	13
RA 212S	204 108 524 009	835	13
RA 214	204 109 524 012	835	13
RA 214 C	204 109 534 012	835	13
RA 216	204 010 524 012	805	10
RA 216 GB	204 010 514 011	805	10
RA 216N	204 010 524 009	805	10
RA 219	204 237 524 012	830R	11
RA 219 C	204 237 534 012	830R	11
RA 220	204 237 524 018	830R	11
RA 220 C	204 237 534 018	830R	11
RA 220 GB	204 237 514 017	830R	11
RA 223	204 238 524 014	830RL	12
RA 223 GB	204 238 514 013	830RL	12
RA 236	204 199 524 018	850	27
RA 236 C	204 199 534 018	850	27
RA 236 GB	204 199 514 017	850	27
RA 250	204 277 524 023	379	34
RA 254	204 257 524 012	368	32
RA 254 C	204 257 534 012	368	32
RA 254 GB	204 257 514 011	368	32
RA 255	204 257 524 023	368	32
RA 255 C	204 257 534 023	368	32
RA 255 GB	204 257 514 022	368	32
RA 255A	204 257 524 018	368	32
RA 255A GB	204 257 514 017	368	32
RA 274	204 274 524 016	390	34
RA 274 GB	204 274 514 015	390	34
RA 30	204 167 524 012	859	29
RA 300	204 002 524 012	802	9
RA 301	204 002 524 018	802	9
RA 301S	204 002 524 014	802	9
RA 305L	204 142 524 012	882	16
RA 305L GB	204 142 514 011	882	16
RA 308	204 289 524 012	878	17
RA 308 GB	204 289 514 011	878	17
RA 308S	204 197 524 014	855	25
RA 31	204 111 524 012	837	14
RA 310	204 290 524 012	879	18
RA 310 C	204 290 534 012	879	18
RA 310 GB	204 290 514 011	879	18
RA 311	204 249 524 016	862	20
RA 311 GB	204 249 514 015	862	20
RA 3113R	204 545 524 017	846KR	23
RA 3117	204 172 514 014	847	22
RA 314	204 111 524 014	837	14
RA 314 C	204 111 534 014	837	14
RA 314 GB	204 111 514 013	837	14
RA 314S	204 111 524 012	837	14
RA 314S GB	204 111 514 011	837	14
RA 315S	204 141 524 014	881	16
RA 315S C	204 141 534 014	881	16
RA 315S GB	204 141 514 013	881	16
RA 32	204 290 524 012	879	18
RA 3201	204 001 514 016	801	8
RA 3205	204 247 514 012	860	19
RA 3219	204 235 514 010	830	11
RA 3236	204 199 514 016	850	26
RA 3250	204 277 514 021	379	34

RA

Intensiv Code	ISO Code	Shape	Page
RA 3274	204 274 524 014	390	34
RA 33	204 142 524 012	882	16
RA 34	204 257 524 023	368	32
RA 400	204 001 524 027	801	8
RA 400 C	204 001 534 027	801	8
RA 400 GB	204 001 514 026	801	8
RA 400S	204 001 524 023	801	8
RA 400S C	204 001 534 023	801	8
RA 400S GB	204 001 514 022	801	8
RA 401	204 001 524 036	801	8
RA 401 C	204 001 534 036	801	8
RA 401 GB	204 001 514 034	801	8
RA 4035	204 466 514 015	833	36
RA 4036	204 111 514 011	837	14
RA 4037	204 290 514 011	879	18
RA 4038	204 142 524 011	882	16
RA 4039	204 257 514 022	368	32
RA 404	204 139 524 014	838	15
RA 405L	204 250 524 012	863	20
RA 405L GB	204 250 514 011	863	20
RA 4062	204 297 514 014	877K	30
RA 40D18	204 198 514 015	856	26
RA 40D2	204 165 514 011	858	29
RA 40D3	204 167 514 011	859	29
RA 40D4	204 166 514 015	859	29
RA 40D6	204 199 514 015	850	26
RA 40D9	204 699 514 009	955	28
RA 4117	204 172 514 015	847	22
RA 4117S	204 164 524 015	852	28
RA 4201	204 001 514 017	801	8
RA 4205	204 247 514 013	860	19
RA 4205L	204 248 514 011	861	19
RA 4223R	204 236 514 014	830L	12
RA 4236	204 199 514 016	850	26
RA 4250	204 277 514 022	379	34
RA 4255	204 257 514 022	368	32
RA 4258	204 277 514 022	379	33
RA 4274	204 274 514 015	390	34
RA 4308	204 289 514 011	878	17
RA 4311	204 249 514 015	862	20
RA 4400	204 001 514 026	801	8
RA 4401	204 001 514 034	801	8
RA 4406	204 288 514 013	877	18
RA 5062	204 297 504 013	877K	30
RA 50D18	204 198 504 014	856	26
RA 50D2	204 165 504 010	858	29
RA 50D3	204 167 504 011	859	29
RA 50D6	204 199 504 014	850	26
RA 50D9	204 699 524 008	955	28
RA 5117	204 172 504 014	847	22
RA 5117S	204 164 504 014	852	28
RA 5201	204 001 504 016		

Intensiv Diamond Instruments*

inverted cone extra-long

807L

ISO ø 1/10 mm	018
L mm	7.0

FG

314 226 524	119L
314 226 534 ■	119LC

pear coated neck

830A

ISO ø 1/10 mm	009	010	011	012	016	017
L mm	5.5	5.5	5.5	5.5	5.5	5.5

FG

314 494 524		318		319	320S	
314 494 544 ■						320SCB
314 494 534 ■		318C		319C	320SC	
314 494 514 ■	318GB		319GB			

Red = also in RA

cylinder end-coated only

839

ISO ø 1/10 mm	011	012	014
L mm			

FG

314 150 524	221	221L	222
314 150 534 ■	221C	221LC	
314 150 514 ■	221GB	221LGB	
314 150 514 ■	4221	4221L	4222

Red = also in RA

wheel

815

ISO ø 1/10 mm	012	016	018	023	027	034
L mm	0.5	0.5	0.5	0.5	0.5	0.5

FG

314 040 524	122	126	127	128	128A	
314 040 534 ■	122C	126C	127C	128C	128AC	
314 040 514 ■						130GB

Flame cylindrical flame, long

864

ISO ø 1/10 mm	012	014	016	018
L mm	12.0	12.0	12.0	12.0

FG

314 251 524	435	436	437	438
314 251 534 ■	435C	436C	437C	438C

Lenticular

825

ISO ø 1/10 mm	018	023	025	031	050
L mm	0.6	0.8	0.9	1.2	1.6

FG

314 304 524	104A	105A	106A	112	108
314 304 534 ■	104C	105AC	106AC		108C

* as long as stocks last



Intensiv SA
Via al Molino 107
6926 Montagnola
Switzerland

Tel. +41 91 986 50 50
Fax +41 91 986 50 59
info@intensiv.ch
www.intensiv.ch