



2017

THE POWER OF DESIGN

**JAMIS**





# Table of Contents

2017 TECH INFO

6 - 13

## MOUNTAIN

### ENDURO

<b>2017 DEFCON SERIES</b>	<b>14</b>
DEFCON 1	16
DEFCON 2	17
DEFCON 3	18

### TRAIL

<b>2017 XCT &amp; HALO XCT SERIES</b>	<b>20</b>
XCT TEAM	22
XCT RACE	23
XCT PRO	24
XCT COMP	25
HALO XCT PRO	26
HALO XCT COMP	27

<b>2017 DRAGON SERIES</b>	<b>28</b>
DRAGONSLAYER 27.5+ PRO	30
DRAGONSLAYER 27.5+ SPORT	31
DRAGONSLAYER 26+ PRO	32
DRAGONSLAYER 26+ SPORT	33
DRAGONFLY 26+ PRO	34
DRAGONFLY 26+ SPORT	35

<b>2017 KOMODO &amp; EDEN SERIES</b>	<b>36</b>
KOMODO 27.5+ EXPERT	38
KOMODO 27.5+ SPORT	39
KOMODO 26+ EXPERT	40
KOMODO 26+ SPORT	41
EDEN 26+ EXPERT	42
EDEN 26+ SPORT	43

### FAT

<b>2017 ROUGHNECK</b>	<b>44, 46</b>
-----------------------	---------------

### XC PERFORMANCE

<b>2017 DAKOTA SERIES</b>	<b>48</b>
DAKOTA TEAM	50
DAKOTA PRO	51
DAKOTA RACE	52

<b>2017 NEMESIS SERIES</b>	<b>54</b>
NEMESIS TEAM	56
NEMESIS PRO	57
NEMESIS RACE	58

### XC SPORT

<b>2017 XC SERIES</b>	<b>60</b>
DAKAR XC	62
HALO XC	63

<b>2017 DURANGO SERIES</b>	<b>64</b>
DURANGO EXPERT	67
DURANGO COMP	68
DURANGO SPORT	69

<b>2017 TRAIL X &amp; HELIX SERIES</b>	<b>70</b>
TRAIL X EXPERT	72
TRAIL X COMP	73
TRAIL X SPORT	74
TRAIL X	75
HELIX COMP	76
HELIX SPORT	77
HELIX	78

## ROAD

### COMPETITION ROAD

<b>2017 XENITH SERIES</b>	<b>80</b>
XENITH TEAM	83
XENITH PRO	84
XENITH RACE	85
XENITH COMP	86

<b>2017 ICON SERIES</b>	<b>88</b>
ICON ELITE	90
ICON PRO	91

### CYCLOCROSS

<b>2017 NOVA SERIES</b>	<b>92</b>
SUPERNOVA TEAM	94
SUPERNOVA ELITE	95
NOVA PRO	96

### ADVENTURE

<b>2017 RENEGADE SERIES</b>	<b>98</b>
RENEGADE ELITE	100
RENEGADE EXPERT	101
RENEGADE EXPLOIT	102
RENEGADE EXPAT	103
RENEGADE EXILE	104

### PERFORMANCE ROAD

<b>2017 VENTURA SERIES</b>	<b>106</b>
VENTURA RACE	108
VENTURA RACE FEMME	109
VENTURA COMP	110
VENTURA COMP FEMME	111
VENTURA SPORT	112
VENTURA SPORT FEMME	113

<b>2017 QUEST STEEL SERIES</b>	<b>114</b>
QUEST ELITE	116
QUEST ELITE FEMME	117
QUEST COMP	118
QUEST COMP FEMME	119
QUEST SPORT	120
QUEST SPORT FEMME	121

## TOURING

<b>2017 AURORA SERIES</b>	<b>122</b>
AURORA ELITE	124
AURORA	125

## FIXIE

<b>2017 BEATNIK</b>	<b>126, 128</b>
---------------------	-----------------

## STREET

### COMMUTE

<b>2017 COMMUTER SERIES</b>	<b>130</b>
COMMUTER 3	132
COMMUTER 2	133
COMMUTER 1	134
COMMUTER STEP-OVERS	135

### URBAN

<b>2017 CODA SERIES</b>	<b>136</b>
CODA ELITE	139
CODA COMP	140
CODA COMP FEMME	141
CODA SPORT	142
CODA SPORT FEMME	143
CODA	144
CODA FEMME	145

### FITNESS

<b>2017 ALLEGRO SERIES</b>	<b>146</b>
ALLEGRO ELITE	149
ALLEGRO COMP	150
ALLEGRO COMP FEMME	151
ALLEGRO SPORT	152
ALLEGRO SPORT FEMME	153
ALLEGRO	154
ALLEGRO FEMME	155

### DUAL-SPORT

<b>2017 DXT SERIES</b>	<b>156</b>
DXT ELITE	159
DXT COMP	160
DXT COMP FEMME	161
DXT SPORT	162
DXT SPORT FEMME	163

## RECREATION

### STREET COMFORT

<b>2017 CITIZEN SERIES</b>	<b>164</b>
CITIZEN 3	166
CITIZEN 2	167
CITIZEN 1	168
CITIZEN STEP-THRUS	169

### SPORT COMFORT

<b>2017 HUDSON SERIES</b>	<b>170</b>
HUDSON SPORT	172
HUDSON EASY-3	173
HUDSON EASY	174
HUDSON STEP-THRUS	175

### 2017EXPLORER SERIES

EXPLORER 2	178
EXPLORER 1	179
EXPLORER STEP-THRUS	180

### 2017 TRAIL XR

TRAIL XR	184
----------	-----

### CRUISERS

<b>2017 EARTH CRUISER SERIES</b>	<b>186</b>
EARTH CRUISER 3	188
EARTH CRUISER 1	189
EARTH CRUISER 2	190
EARTH CRUISER STEP-THRUS	191

### 2017 TAXI & BOSS CRUISER

BOSS CRUISER 7-SPEED	194
BOSS CRUISER COASTER BRAKE	195
TAXI	196

## YOUTH

### 2017 YOUTH SERIES

198

### FULL SUSPENSION MTB

DAKAR X.26	199
------------	-----

### XC HARDTAIL MTB

X.26 DISC	200
X.26	201
X.24	202
X.20	203

### SPORT COMFORT

CAPRI 24	204
CAPRI 20	205

### COASTER BRAKE

LASER 20	206
STARLITE 20	207
LASER 16	208
MISS DAISY 16	209

### SIDEWALK

HOT ROD 12	210
LADYBUG 12	211



**near net**  
M O L D I N G

## NEAR NET, CARBON FIBER MOLDING TECHNOLOGY

The manufacturing process we pioneered in 2009 and once featured solely on our Xenith SL and Team frames has trickled down and is now a mainstay on all our carbon fiber models (excepting those featuring Near Net SPV, of which there is more info on the next page). Here's a quick primer on how this works and why it matters.

Once we've selected material and resin and determined our lay-up schedule, compaction is where it's at as far as carbon fiber structural integrity is concerned. If the interior design has constrictions that bind bladders or the bladder material doesn't sufficiently sustain air pressure, fiber wash or wrinkling in the fiber and pooling of resin is likely. While this is not unusual in most carbon fiber frames today, it represents unnecessary additional weight and a possible stress riser.

That's why four years ago we took monocoque manufacturing methods to the next level with our Near Net Molding technology. NNM utilizes both removable silicone pre-forms at the main stress points of the frame (head tube, BB, seat tube/top tube) and bladder-wrapped polystyrene cores in the balance of the frame that recede as the oven heats and the bladders are pressurized. This process produces an interior that is nearly as smooth and pristine as the exterior, what we call "near net". With every gram of excess resin squeezed out, every length of fiber flattened and aligned, you're assured the lightest, stiffest, strongest possible frame.

  
**DYAD  
SUPREME**  
High Modulus Carbon Fiber  
**M40 / M30**

  
**OMNIAD  
ELITE**  
High Modulus Carbon Fiber  
**FULL M30**

  
**DYAD  
ELITE**  
High Modulus Carbon Fiber  
**M30 / T700**

  
**DYAD  
PLUS**  
Mid Modulus Carbon Fiber  
**T700 / FRP**

Carbon fiber that is pre-impregnated with resin is laser cut to specific shapes that will form the tubes and joints of the frame

Polystyrene tube shapes covered with bladders and silicone joints are used to make a pre-form that the carbon is laid over top of

The carbon fiber and pre-form are placed in a steel mold and left to cure in an autoclave

The bladders are inflated and the silicon expands with the heat, pushing the carbon fiber against the walls of the steel mold from the inside

Once fully cured, the frame is removed from the mold and the polystyrene, bladder material, and silicon is removed from inside

The stays, which were produced in the same fashion, are bonded to the main triangle and final machining and finishing is done

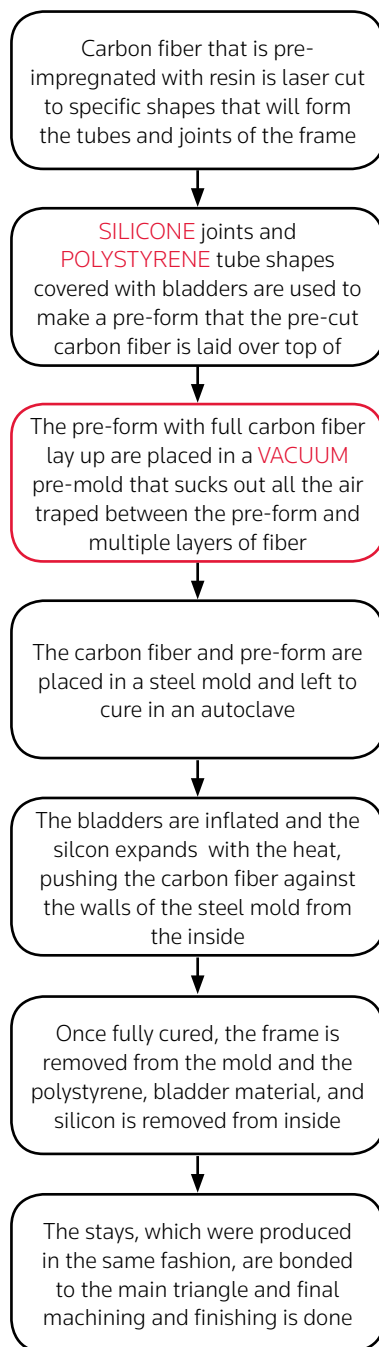


## THE NEXT BEST THING IN NEAR NET

Too much of the marketing for carbon fiber bikes is focused solely on the material: how high is the modulus? The rationale being that since modulus is a measure of stiffness, then surely the higher the modulus the better the material! And if higher modulus carbon fiber is more expensive, then clearly it must be better! It ain't always true. That's like saying white bread is better for us than whole wheat simply because it's undergone more processes in it's manufacturing.

The truth is, making the lightest, stiffest, most comfortable and most durable frame is not just about what carbon fiber you use, but how you engineer to use it and how you manufacture with it. It's about what you lay-up and where. It's about how you compress and set the fibers. Design and engineering are King. Compaction is Queen. And material is the Princess that the media and marketing love to write stories about.

We've taken our revolutionary Near Net dual-molding manufacturing process, that utilizes both silicone and polystyrene internal cores to support the frame shape while it is being pressurized within the steel mold, and added a vacuum purge procedure before molding that compresses and eliminates all air between carbon plies. Compaction is absolutely optimized. Not only is weight reduced while stiffness and strength are increased, but over-reliance on fragile and harsh-riding super-high modulus fiber is minimized. The result is a lighter, faster, stiffer, stronger frame that simply rides better.



**MP4**

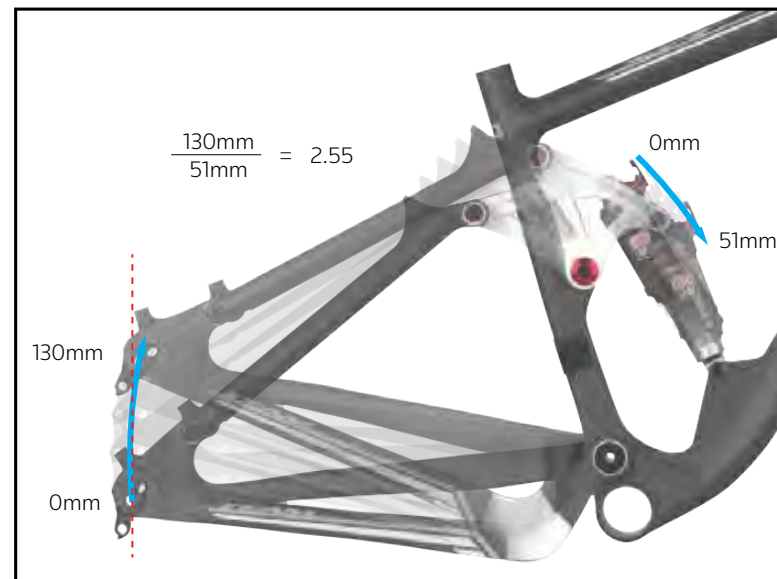
All great engineering is based on simplicity. Find the most elemental solution possible, refine it, reduce the complexity, and you're done. And that's how our mp4 suspension has evolved.

Our mp4 designs rely on a single primary pivot, located just above and behind the bottom bracket centerline. Because this single pivot takes most of the load we don't need a plethora of heavy bearings—just two really good ones. And because everything happens at this one location, we can place it in such a way that it minimizes braking influences, reduces pedal kickback and unwanted movement due to chain tension.

The seatstay pivot improves geometry with a consistently near-vertical axle path throughout the wheel's travel, for better suspension movement over tiny stutters and big hits alike. And structurally, the bell-crank helps shore up the rear triangle against lateral movement and improves torsional rigidity so the rear wheel stays in plane—there's no wandering or fishtailing because the axle's so well controlled.

But it's where these pivots are placed in relation to bell-crank triangulation and shock placement that creates the real magic of mp4.

On the XCT and Defcon, our pivot placement produces a slight, rising-rate spring curve. This means you don't get a sudden ramp-up as the suspension compresses—there's nearly linear response in the fat part of the travel curve, for supple action over stutters and medium hits, with a bit of ramp-up as you approach the travel limits and a nearly bottomless suspension feel that's ideal for mid-travel rigs like the XCT and Defcon.

**XCT Wheel Travel to Shock Travel Ratio****THE LOW LEVERAGE ADVANTAGE**

We're big believers in the benefits of low shock leverage ratios. With leverage measured as the ratio of wheel travel to shock stroke. The mp4 design comes in at 2.55:1 on our XCT's and Defcon's and 2.63:1 on our XCR's. This is really important, when it comes to suspension smoothness and durability.

For one thing, you get better performance from the shock with a low leverage ratio. There's less force being taken up by the shock, which reduces stress on the shock internals. And because you're employing more of the shock's throw for the fat part of the travel curve, the suspension action is much smoother and better controlled.

A low leverage ratio means you don't need super high spring rates, which translates to improved shock sensitivity. External rebound and compression damping adjustments can be made in much finer increments, which wouldn't make an appreciable difference on more leveraged designs. You can make better use of the shock's tune-ability (and today's shocks are impressively tune-able).

What's more, a lower spring rate lets you run less air pressure, which improves shock sensitivity and vastly extends seal life.








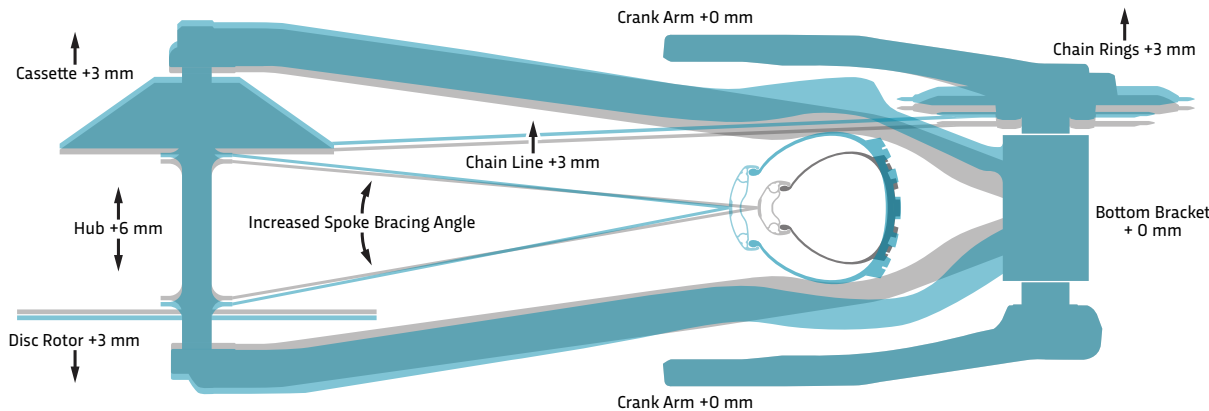
A 3" tire, when paired with a 26" or 27.5" rim size, results in an overall outside diameter of the standard version of the next larger mountain bike wheel size. In general, a 27.5 rim with standard 2.2"-2.3" tires results in an overall outside diameter of 27½ inches. 26 Plus is achieving this same overall outside diameter of 27½ inches by downsizing to a 26" rim but pairing it with a 3" tire. Same when looking at 27.5 Plus. A 27.5 rim paired with a 3" tire results in approximately a standard 29er outside diameter.

Larger volume tires on wider rims allow for lower air pressures to be used, especially when set up tubeless, resulting in a larger contact patch with the terrain. Having more knobs on the ground results in more traction and additionally provides the ability to float easier over rocks and roots. By outfitting our 27.5 and 29er trail hardtails with 3" tires, inexperienced riders benefit from the increased stability, float and traction. At the same time, more traction allows seasoned riders to ride terrain even faster and with greater confidence.



## 142 mm + 6 mm = BOOST 148

- 2016 Komodo Chainstays
- 2017 Komodo Chainstays with Boost Spacing



## BOOST 148

Boost 148 moves the rear hub flanges 3mm outboard on each side in order to improve the spoke bracing angle. The spoke bracing angle is the angle formed between the spoke and the vertical plane. By moving the hub flanges outwards, spoke angles increase, creating a more stable base. Larger spoke angles are able to balance a larger component of the lateral forces exerted in the horizontal plane during loading. So, with a wider hub shell comes better bracing angles of the spokes, which results in a stiffer, stronger wheel.

With these minor shifts in flange spacing, the brake rotor mount and the freehub body location have to be taken into consideration and boost bikes compensate with adjustments to the chainring position. In order to get the best shifting performance, with the cassette 3mm outboard, the chainline (the line from the chainring to the center of the cassette) needs to be moved to accommodate that new position. It is necessary to move the chainrings outboard by 3mm and this shift can be accomplished with a redesigned crank arm spider. The crank arm Q factor (the distance between a rider's feet when they're on the pedals) and the frame's bottom bracket shell width remain the same. With the chainline shift outwards, the frame is afforded more tire and chainring clearance and can maintain short chainstays.

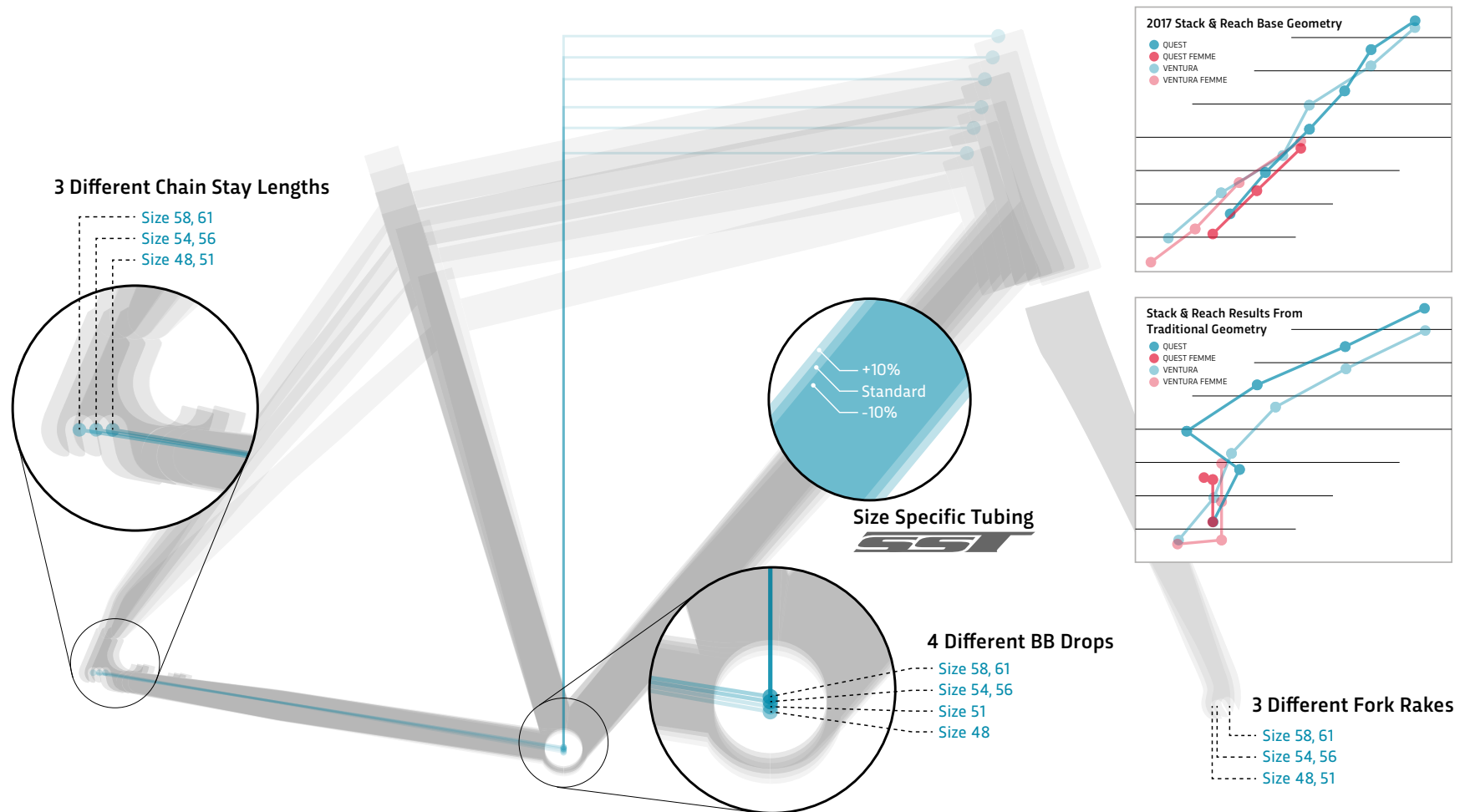


Size Specific Design (SSD) is the Jamis design philosophy and technique used to create the best possible riding bike for each size rider. Rather than limiting frame size variations to just different length top, seat and head tubes lengths, we take an all-inclusive look at each frame's total configuration. We start by plotting stack and reach--the two most critical coordinates in bike fitting. Stack is the vertical line measurement from the BB center to the (real or imaginary) horizontal TT line. Reach is the horizontal line from head tube center to the vertical BB line. The two create an inverted "L" to then build outward from.

With SSD we offer four different BB drops and three rear centers (or rear triangles) in addition to the natural variety in tube lengths as bikes move from size-to-size. This approach to frame making helps create an effective custom "ride" for each size bike. For example, consider that crank arm lengths vary as bikes get taller or shorter, yet without changing the BB drop to accommodate this, a rider sits higher or lower. This can have a very real affect on a bike's ride characteristics and overall handling. The same rule applies to the rear center of the frame.

Just the right amount of fork offset and trail round out SSD's geometric equation. We have two different fork offsets for each model and with the tire versatility of the Renegades we have added a third to keep steering precise no matter the tire size choice.

Our Size Specific Tubing (SST) that we pioneered back in 1988 also plays a key role in our new SSD technology. By building with a variety of frame size specific main tubes and seatstays, SST helps contribute to a highly optimized ride and assures the lightest possible weight in each case.

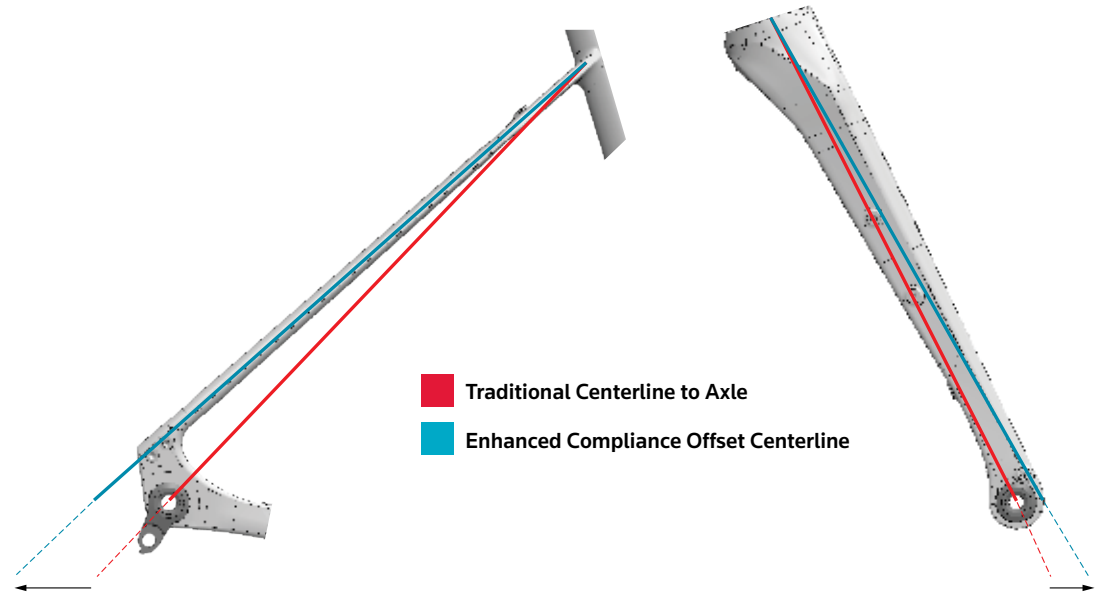




A fork's sole purpose is to secure and steer the front wheel. But there's a whole lot of engineering involved in making sure your bike doesn't just steer, but steers "just right". Not too sluggish. Not too twitchy. And has sufficient lateral and torsional stiffness to hold a line at speed, under turning loads, while still being able to dampen road vibration for comfort and control.

Back in 2014, we introduced E.C.O. -- Enhanced Compliance Offset. By sweeping the fork blades forward a few millimeters to reduce the angle of the fork leg to the road, we increased vertical compliance for a more comfortable and controlled ride, without changing the steering characteristics, lateral stiffness, or torsional rigidity.

This year, we've taken our proven E.C.O. technology and applied the same design principals to the rear triangles of our Renegade Elite, Expert, Exploit & Icon models. We created custom dropouts that moved the seatstays back several millimeters from rear axle center, providing greater vertical compliance and lessening road chatter. The result is a more comfortable and controlled ride without any compromise in torsional or lateral stiffness. Proven power transfer and precise immediacy in road connection remains unchanged.



■ Traditional Centerline to Axle  
■ Enhanced Compliance Offset Centerline

## PRESS-FIT 30 AND BB386EVO

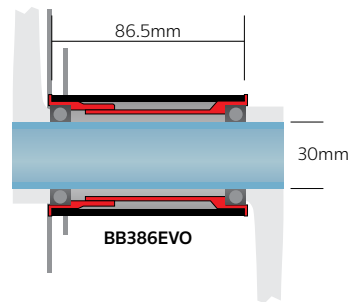
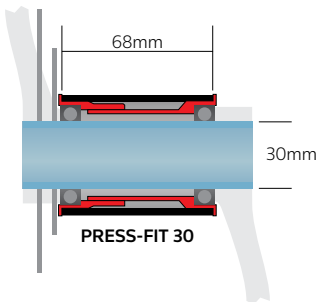
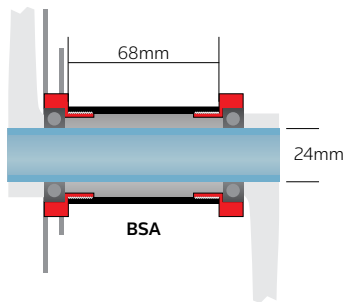


There are a number of BB standards in the bike industry right now. Here is what you will find on our bikes, and why.

**External Bearing:** The BB shell is still 68mm or 73mm wide and just under 35mm in diameter, but the bearings have been moved outside the BB shell (Shimano Hollowtech II, SRAM GXP, FSA MegaExo). This allows the spindle diameter to be increased over 40% to 24mm and hollowed for a huge stiffness increase with a significant weight reduction. The larger diameter spindle does not compromise bearing size because all bearings now reside outside the frame. The spindle is also better supported with bearings nearer its ends rather than its center.

**PressFit30:** PressFit30 (SRAM) is a derivative of the BB30 (FSA) system. BB30 increases the spindle diameter to a whopping 30mm for the ultimate in stiffness. But because the BB shell's inside diameter is also increased from just under 34mm to 42mm, bearing size is not compromised. The challenge with BB30 is that bearings are pressed directly into the frame, leading to durability issues if there are any frame or bearing tolerance deviations. The beauty of the PF30 system is that bearings are housed in nylon cups that are pressed into the frame's bottom bracket shell. Bottom-line advantages of the PF30 system over BB30? Improved bearing-to-shell interface, greater bearing durability and simplified installation.

**BB386EVO:** The BB386 EVO bottom bracket design amplifies the benefits of the proven BB30 and PF30 system. It takes the lighter, stiffer 30mm alloy spindle from the BB30 design, incorporates press-fit bearing cups from the PF30 system and marries both to a wider 86.5mm BB shell (which is the same width as on a standard 68mm shell with external bearings). All without changing Q-factor. Why a wider shell? It allows us to increase the diameter of our seat and down tubes at the BB shell a full 30%, for increased stiffness where you really need it. We can also optimize chainstay design with an increased diameter that doesn't crowd the rear tire.





Last year, we made the switch to USA made Enduro Bearings in the bottom brackets on many of our high-performance level models. Why? Because they are the experts when it comes to obsessing about bearings! Enduro Bearings pioneered MAX type bearings, a design previously only used for large equipment such as forklifts and earth movers almost 20 years ago for bicycles to address the challenges associated with mountain bike pivots.

By filling the races with balls, these bearings have 35-40% more load capacity than standard radial bearings. They accomplish this with a special design where the maximum number of balls are inserted into the bearing. The race grooves are deeper on these bearings for more lateral support for the twisting and multiple forces associated with mountain bike pivots. LLU seals give maximum protection against the elements while keeping the 90% fill of Almagard Extra High Pressure Grease inside. We also specify MAX BLACK OXIDE bearings in our carbon frames which get an additional Magnetite treatment for hardness, rust resistance and even more reliability.

In addition to these BB bearings, we've also gone ahead and made these bearings standard on our MP4 suspension bikes. The result for you is a much more active and quick rear suspension, eliminating play and wag all at the same time. Out of the box, our DEFCON & XCT suspension bikes with Enduro's MAX bearings will save you time and money, as they will perform well 2 or 3 times longer than off the shelf bearings.

## ADAPTIVE CABLE ENTRY

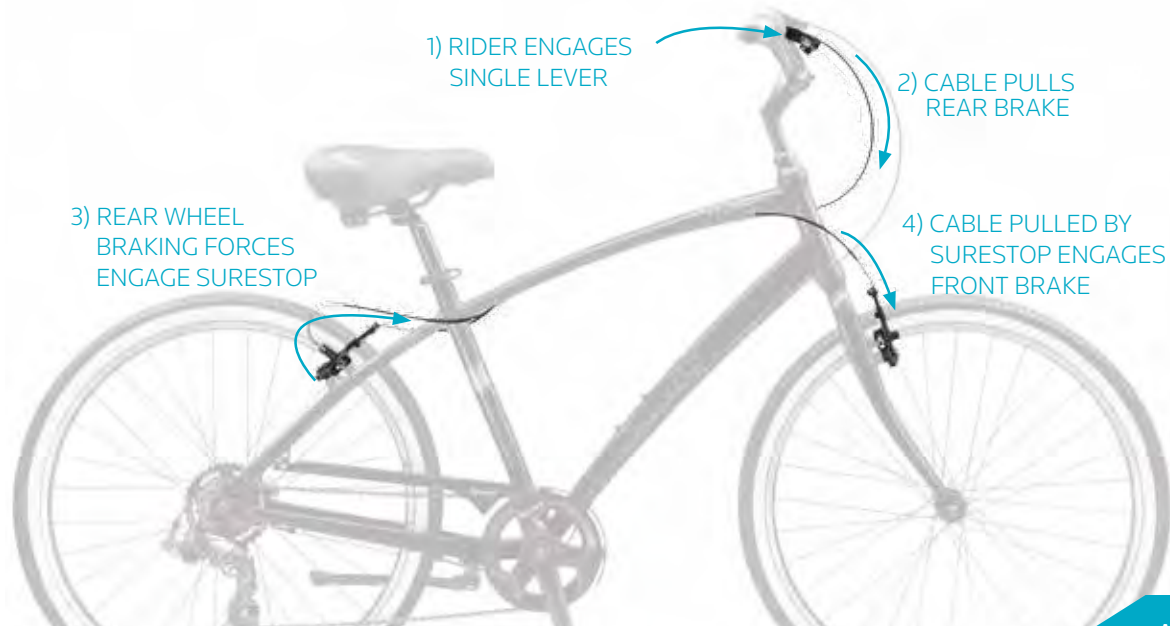


Before electronic shifting was a commercial reality, we were torn on the benefits of internal cable routing. The advantages – stunningly clean aesthetics, no cable stops to chip, ostensibly cleaner cabling systems – were counter-balanced by its chief disadvantages – the extra weight and friction of full-length housing or interior guide tubes and the labor-intensive challenges of installation and replacement. Given our engineering emphasis on performance-first design, we previously outfitted our road-racing Xeniths with externally routed gear and brake cabling. It was light. It was simple. It was easy to maintain.

But with electronic shifting, it makes much more sense to run everything inside. Attaching and affixing wiring and harnesses externally is every bit as laborious (think cable ties, adhesives and external mounts) as running them internally, where they are much more protected as well. Not to mention, running this stuff inside just looks right.

ACE allows our frames to elegantly and easily manage the internal routing of brake and derailleur cable housing OR electronic Di2 wiring. Models specified with standard cable-actuated drivetrains will be outfitted with ACE plates with integrated cable stops. But we also include with every bike an extra set of ACE plates for Di2 wiring should you ever wish to make the jump to electronic shifting.

## SURESTOP™



Slidepad simplifies stopping by using only one lever to operate both front and rear brakes. By smartly using the momentum of the rear wheel to actively modulate the front brake, Slidepad enables smooth, controlled stopping with only one hand.

While tests show that an experienced rider using a two-lever braking system can stop in approximately 11.3% shorter distance than on a single-lever Slidepad system, the reality is that many casual riders often do not fully understand which brake lever to utilize in different situations, or do not know how to properly modulate front and rear brakes. These riders tend to rely on their rear brake exclusively over their front brake, and in these instances, Slidepad stops in 46% LESS distance than when using the rear brake only. It's like getting the front brake (modulated) for free!

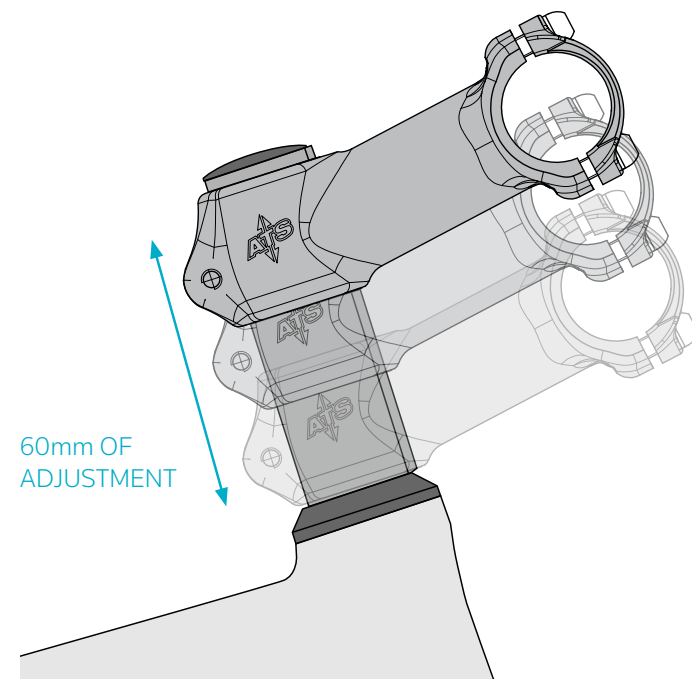
## ADJUSTABLE THREADLESS SYSTEM



Proper fit on a bike is critical for maximum performance and comfort. Which is why micro-adjustment of fore/aft saddle position as well as seat post/saddle height has been around for years. But this hasn't been the case for threadless steering systems. Lifting or lowering steering height has always required removal of the stem to allow for the addition or removal of spacers. This is neither a simple, nor a "micro" adjustment procedure.

The patented ATS (Adjustable Threadless System) technology resolves this by replacing the standard stem/spacer system with a slotted and ribbed shim that compresses and preloads the headset. With the headset preloaded by this shim instead of a stem, the stem can be mounted anywhere along the ATS shim. Stem height can now be quickly adjusted to within a millimeter by simply loosening one bolt without ever loosening the headset!

With saddle position and stem height fine-tuned to your optimal position, riding will be more efficient, more comfortable and more enjoyable.





# 2017 DEFCON SERIES

This is where the 27.5" wheel size really shines: on a 160mm travel all-mountain enduro machine. Utilizing our proven mp4 suspension for pedaling efficiency, with modern geometry and top-level suspension to tackle bigger hits and aggressive descents at higher speeds. This progressive suspension design delivers plush rear wheel traction while still resisting bottom out. Rear thru-axles, short chainstays and roomy front centers provide stiffness, quick cornering and playful handling. If you want to do it all, fast, this is the bike.

## mp4 Suspension

The leverage exerted by the Defcon mp4 suspension is progressive. There are multiple benefits to a more progressive suspension system. The rear shock can be tuned more linearly for a smoother, more plush ride without bottoming. Because the rear shock can be pumped to lower air pressures without performance detriment, shock and seal life are optimized and a greater range of adjustability is available.

## SPF Frame Tubing

The custom frame tubes on the Defcon are made by SPF Air Forming. SPF is carried out at high air temperatures, where the tube structure is in its most 'plastic' and formable state. This allows more complicated shapes to be produced that cannot be made using traditional forming techniques. For example, whereas shape designs can be applied to 25% of the tube using hydroforming, SPF allows up to 90% manipulation. The result: more optimized shapes and less weight.

## Unitary Bell Crank Linkage

The custom one-piece bell crank on the Defcon increases frame stiffness while allowing for the elimination of a seat stay bridge. The absence of a seat stay bridge provides more tire and suspension clearance while creating shorter chain stays and seat stays for even greater stiffness and better handling.

## Enduro® Bearings

USA made Enduro® Max sealed bearings sustain 40% more load capacity than standard radial bearings & provide more lateral support for the multiple forces associated with mountain bike pivots. MAX bearings use CRC Marine Grease that will not wash out or breakdown under extreme circumstances.

## 10mm Shock Hardware

Our 10mm shock hardware is NOT the standard from our rear shock suppliers. We have to pay more for it and our productions lead times are usually increased because we specify it. But the increase in lateral and torsional stiffness for our frames and the rear shock durability and performance is worth every extra dollar and every extra delivery day.

## Asymmetrical Chainstays

The Defcon's oversized chainstays are asymmetrical, with an elevated straight stay on the non-drive side and a dropped curved stay on the drive side. The drive side must be dropped and curved to clear the front derailleur and chain, but running the non-drive side straight from the drop-out to the BB pivot reduces weight while significantly stiffening the rear triangle laterally. There's more tire clearance too.

## Why Thru Axles?

Securing the rear wheel to the frame by threading a 12mm axle into the rear drop-outs is not only safer, it's stiffer. The rear wheel tracks directly in line with the frame, for more precise handling, so you can go faster with more confidence. The increase in stiffness of a 15mm fork axle improves steering & handling significantly. It also puts less stress on the fork's internals, improving fork durability and performance. The hub drop outs provide a self centering feature for the wheel for fast, easy installation.

## Tubeless

Benefits of a tubeless set-up are reduced rotating weight and the ability to use lower inflation pressures for greater traction without the risk of pinch flats.

# DEFCON 1

## SPECIFICATIONS

Frame	Triple-buttressed 6061 air-formed aluminum, 160mm travel mp4 suspension, Enduro® Max sealed bearing pivots, 1.5 - 1 1/8" tapered head tube, asymmetrical chainstays, 12x142mm thru-axle, dropper post routing, ISCG05 chainguide mounts, Fox Float X Factory Series EVOL shock w/3-position compression, Open Mode Adjust & Kashima coating, 10mm hardware, replaceable derailleur hanger, Rock Shox Maxle rear axle
Fork	Fox 36 Float Factory Series 27.5" w/3-position compression, Open Mode Adjust & Kashima coating, 15x110mm axle, air spring, rebound adjust, tapered alloy steerer, 160mm travel
Headset	FSA Orbit 1.5 Zero-Stack internal cup, 8mm cone spacer
Wheels	Stan's NoTubes Flow MK3 Team 27.5" tubeless wheels, Neo Series 15x110mm axle front and 12x142mm rear hubs, Sapim Race spokes
Tires	Vittoria Goma 27.5 x 2.4" front & 2.25" rear, TNT tubeless
Derailleurs	Shimano XT Shadow Plus, 11-speed
Shiftlevers	Shimano XT, 1x11-speed
Chain	KMC X11SL-1 DLC, 11-speed
Cassette	Shimano XT M8000, 11-speed, 11-46T
Crankset	Shimano XT, 11 speed, 32T, 170mm (15"), 175mm (17"-21")
BB Set	Enduro® BSA
Pedals	N/A
Brakeset	Shimano Saint M820 hydraulic disc, Ice-Technology pads & 180mm RT86 Ice-Technology 6-bolt rotors
Handlebar	Answer ProTaper Riser, 780mm x 25mm rise, 31.8 mm diameter
Stem	Answer ATAC AME, 50mm extension, 31.8mm clamp diameter
Grips	Jamis Lock-On
Seat Post	KS LEV DX, 125mm travel, Southpaw remote
Saddle	WTB Volt Comp
Sizes	15", 17", 19", 21"
Color	Limelight
Weight	31.25 lbs



## TECH FEATURES



## CHANGES/UPGRADES FROM 2016

- Stan's Flow MK3 wheelset
- Answer cockpit

## REASONS TO UPGRADE FROM DEFCON 2

- Fox 36 Float and Float X EVOL Factory Series
- Shimano XT drivetrain
- Shimano Saint 4-piston Ice-Tech brakeset
- KS LEV DX dropper seatpost

## GEOMETRY

SIZE	TT EFFECTIVE	HT ANGLE	ST ANGLE	CHAINSTAY	WHEELBASE	BB DROP	HEADTUBE	STANDOVER	STACK	REACH
15	22.4 / 570	66.5°	73.5°	17.1 / 435	44.3 / 1126	0.3 / 7	3.9 / 100	28.3 / 719	23.0 / 584	15.5 / 394
17	23.4 / 595	66.5°	73.5°	17.1 / 435	45.3 / 1151	0.3 / 7	4.3 / 110	29.6 / 751	23.4 / 593	16.3 / 415
19	24.4 / 620	66.5°	73.5°	17.1 / 435	46.3 / 1176	0.3 / 7	4.7 / 120	30.9 / 784	23.7 / 593	17.2 / 436
21	25.4 / 645	66.5°	73.5°	17.1 / 435	46.9 / 1191	0.3 / 7	5.1 / 130	32.2 / 817	24.1 / 611	18.0 / 457



# DEFCON 2

## SPECIFICATIONS

Frame	Triple-buttressed 6061 air-formed aluminum, 160mm travel mp4 suspension, Enduro® Max sealed bearing pivots, 1.5 - 1 1/8" tapered head tube, asymmetrical chainstays, 12x142mm thru-axle, dropper post routing, ISCG05 chainguide mounts, Rock Shox Monarch Plus RC3 Debon Air shock w/3-position compression, 10mm hardware, replaceable derailleur hanger, Rock Shox Maxle axle
Fork	Rock Shox Pike RC 27.5", lock-out, Charger damper, external rebound, low speed compression adjust & lock-out, 15x110mm axle, 35mm uppers, magnesium lowers, 160mm travel
Headset	FSA Orbit 1.5 Zero-Stack internal cup, 8mm cone spacer
Wheels	Stan's NoTubes Flow MK3 Team 27.5" tubeless wheels, Neo Series 15x110mm axle front and 12x142 mm rear hubs, Sapim Race spokes
Tires	Vittoria Goma 27.5 x 2.4" front & 2.25" rear, TNT tubeless
Derailleurs	Shimano SLX Shadow Plus, 11-speed
Shiftlevers	Shimano SLX, 1x11-speed
Chain	KMC X11-1 EPT (Anti-Rust), 11-speed
Cassette	Shimano XT M8000, 11-speed, 11-46T
Crankset	Shimano SLX, 32T, 170mm (15"), 175mm (17-21")
BB Set	Enduro® BSA
Pedals	N/A
Brakeset	Shimano Zee 4-piston, 180mm RT66 rotors
Handlebar	Answer ProTaper Riser, 780mm x 25mm rise, 31.8 mm diameter
Stem	Answer ATAC AME, 50mm extension, 31.8mm clamp diameter
Grips	Jamis Lock-On
Seat Post	KS Supernatural, 125mm travel, Southpaw remote
Saddle	WTB Volt Comp
Sizes	15", 17", 19", 21"
Color	Charcoal
Weight	32 lbs



## TECH FEATURES



## CHANGES/UPGRADES FROM 2016

- Shimano SLX 1x11 drivetrain
- Shimano Zee 4-piston brakes
- Stan's Flow MK3 wheelset
- Vittoria TNT tires
- Answer cockpit

## REASONS TO UPGRADE FROM DEFCON 3

- Rock Shox Pike RC & Monarch Plus Debon Air
- Shimano SLX 1x11 drivetrain
- Stan's Flow MK3 wheelset

## GEOMETRY

SIZE	TT EFFECTIVE	HT ANGLE	ST ANGLE	CHAINSTAY	WHEELBASE	BB DROP	HEADTUBE	STANDOVER	STACK	REACH
15	22.4 / 570	66.5°	73.5°	17.1 / 435	44.3 / 1126	0.3 / 7	3.9 / 100	28.3 / 719	23.0 / 584	15.5 / 394
17	23.4 / 595	66.5°	73.5°	17.1 / 435	45.3 / 1151	0.3 / 7	4.3 / 110	29.6 / 751	23.4 / 593	16.3 / 415
19	24.4 / 620	66.5°	73.5°	17.1 / 435	46.3 / 1176	0.3 / 7	4.7 / 120	30.9 / 784	23.7 / 593	17.2 / 436
21	25.4 / 645	66.5°	73.5°	17.1 / 435	46.9 / 1191	0.3 / 7	5.1 / 130	32.2 / 817	24.1 / 611	18.0 / 457

# DEFCON 3

## SPECIFICATIONS

Frame	Triple-buttressed 6061 air-formed aluminum, 160mm travel mp4 suspension, Enduro® Max sealed bearing pivots, 1.5 - 1 1/8" tapered head tube, asymmetrical chainstays, 12x142mm thru-axle, dropper post routing, ISCG05 chainguide mounts, X-Fusion O2 Pro RLX High Volume air shock w/3-position compression, 10mm hardware, replaceable derailleur hanger, Formula axle
Fork	X-Fusion Sweep Roughcut RCP 27.5" w/ 3-position compression, 15x100mm axle, air spring compression & lock-out, rebound adjust, tapered alloy steerer, 34mm uppers, 160mm travel
Headset	FSA Orbit 1.5 Zero-Stack internal cup, 8mm cone spacer
Wheels	WTB ST i29 TCS 27.5" tubeless rims, Formula sealed bearing 6-bolt hubs, stainless spokes & brass nipples
Tires	Vittoria Goma 27.5 x 2.4" front & 2.25" rear, TNT tubeless
Derailleurs	SRAM NX, 11-speed
Shiftlevers	SRAM NX, 1x11-speed
Chain	KMC X11-1 EPT (Anti-Rust), 11-speed
Cassette	SRAM 1130, 11-speed, 11-42T
Crankset	SRAM NX, 32T, 170mm (15"), 175mm (17-21")
BB Set	Enduro® BSA
Pedals	N/A
Brakeset	TRP Slate T4 4-piston hydraulic disc, 180mm 2-piece rotors
Handlebar	Answer ProTaper Riser, 780mm x 25mm rise, 31.8mm diameter
Stem	Answer ATAC AME, 50mm extension, 31.8mm clamp diameter
Grips	Jamis Lock-On
Seat Post	KS eTen, 100mm travel, Southpaw remote
Saddle	WTB Volt Sport
Sizes	15", 17", 19", 21"
Color	Raw Aluminum
Weight	32.75 lbs



## TECH FEATURES



## CHANGES/UPGRADES FROM 2016

- SRAM NX 1x11 drivetrain
- X-Fusion Sweep fork w/Roughcut RCP damper
- TRP Slate T4 4-piston brakes
- WTB ST i29 TCS tubeless rims
- Vittoria TNT tires
- Answer cockpit

## GEOMETRY

SIZE	TT EFFECTIVE	HT ANGLE	ST ANGLE	CHAINSTAY	WHEELBASE	BB DROP	HEADTUBE	STANDOVER	STACK	REACH
15	22.4 / 570	66.5°	73.5°	17.1 / 435	44.3 / 1126	0.3 / 7	3.9 / 100	28.3 / 719	23.0 / 584	15.5 / 394
17	23.4 / 595	66.5°	73.5°	17.1 / 435	45.3 / 1151	0.3 / 7	4.3 / 110	29.6 / 751	23.4 / 593	16.3 / 415
19	24.4 / 620	66.5°	73.5°	17.1 / 435	46.3 / 1176	0.3 / 7	4.7 / 120	30.9 / 784	23.7 / 593	17.2 / 436
21	25.4 / 645	66.5°	73.5°	17.1 / 435	46.9 / 1191	0.3 / 7	5.1 / 130	32.2 / 817	24.1 / 611	18.0 / 457



# 2017 XCT & HALO XCT SERIES

This is the platform that teed it up and kicked it off way back in 2009. After all the nay-saying and “it’s not really exactly between 26 and 29”, the world now clearly embraces the 27.5” wheel. And there’s no better place to start the group hug than on the rig that believed from the beginning and now has over 8 years of development and real-world riding and refinement to ensure it IS Best in Class. Inspired by the Dakar XCT, the Halo XCT provides the female trail rider with the ability to discover new possibilities and confidence on advanced singletrack. These bikes supply the perfect combination of efficiency, plush suspension and gearing for conquering rocks and steep climbs.

## Enduro® Bearings

USA made Enduro® Max Black Oxide sealed bearings sustain 40% more load capacity than standard radial bearings & provide more lateral support for the multiple forces associated with mountain bike pivots. Additionally, the black oxide Magnetite treatment increases hardness, rust resistance and reliability. MAX bearings use CRC Marine Grease that will not wash out or breakdown under extreme circumstances.

## 10mm Shock Hardware

Our 10mm shock hardware is NOT the standard from our rear shock suppliers. We have to pay more for it and our production lead times are usually increased because we specify it. But the increase in lateral & torsional stiffness for our frames and the enhanced rear shock durability and performance is worth every extra dollar and every extra delivery day.

## Asymmetrical Chainstays

The XCT’s chainstays are asymmetrical, with an elevated straight stay on the non-drive side and a dropped curved stay on the drive side. The drive side must be dropped & curved to clear the front derailleur and chain, but running the non-drive side straight from the dropout to BB pivot reduces weight while significantly stiffening the rear triangle laterally. There’s more tire clearance, too.

## Why Thru Axles?

Securing the rear wheel to the frame by threading a 12mm axle into the rear drop-outs is not only safer, it’s stiffer. The rear wheel tracks directly in line with the frame, for more precise handling, so you can go faster with more confidence. The increase in stiffness of a 15mm fork axle improves steering & handling significantly. It also puts less stress on the fork’s internals, improving fork durability and performance. The hub drop outs provide a self centering feature for the wheel for fast, easy installation.

## Tubeless

Benefits of a tubeless set-up are reduced rotating weight and the ability to use lower inflation pressures for greater traction without the risk of pinch flats.

## mp4 Suspension

The leverage exerted by the XCT’s mp4 suspension design is progressive. There are multiple benefits to a more progressive suspension system. The rear shock can be tuned more linearly and pumped to lower air pressures for a smoother, more plush ride without bottoming. Because the rear shock can be pumped to lower air pressures without performance detriment, shock and seal life are optimized. And with a more linear shock tune and reduced air pressure, less rebound damping is required, so a greater range of adjustability is available.

## 2.6-to-1 Shock Leverage Ratio

There are multiple benefits of a low wheel-travel-to-shock-stroke ratio. Longer shock and seal life because shocks can be pumped to lower air pressures without performance detriment. Less rebound damping is required, so more range of adjustability is available. And the lower leverage ratio is going to be more plush on bigger hits.

## PressFit 30?

The larger 46mm bore diameter of the Press Fit 30 BB system increases the frame’s bottom bracket shell providing a larger welding surface for increased frame strength. The key difference with Press Fit 30 is how the bearings are fitted into the frame. Bearings are housed in nylon cups that are pressed into the frame’s bottom bracket shell. Like BB30, Press Fit 30 uses the same bearing that is designed for 30mm spindle cranksets. Advantages of Press Fit 30: Improved bearing-to-shell interface, greater bearing durability and simple installation.

## One and Only

The 1 x11 drivetrain philosophy is to make it simpler, lighter and more durable. Specific chainring tooth profiles, clutch-type rear derailleurs and wide range cassettes are developed for an incredibly wide gear range and maximum control without the need to chain tensioning devices or guides.



# XCT TEAM

## SPECIFICATIONS

Frame	High Modulus Omniad Elite M30 carbon fiber, 130mm travel mp4 suspension, Press Fit 30 bottom bracket, 12 x 142 rear dropouts, 1.5 - 1 1/8" tapered head tube, dropper post routing, high direct mount front derailleur, asymmetrical chainstays, stainless steel chain stay protector, Enduro® Max Black Oxide sealed bearing pivots, Fox Float DPS Factory Series EVOL shock w/3-position compression + Open Mode Adjust, Kashima coating, 10mm shock hardware, replaceable derailleur hanger, Rock Shox Maxle axle
Fork	Fox 34 Float Factory Series 27.5" w/3-position compression, Open Mode Adjust & Kashima coating, 15x110mm axle, air spring, rebound adjust, tapered alloy steerer, 130mm travel
Headset	FSA Orbit 1.5 Zero-Stack internal bearing, 8mm cone spacer
Wheels	Stan's NoTubes Arch MK3 Team 27.5" tubeless wheels, Neo Series 15x110mm axle front and 12x142mm rear hubs, Sapim Custom Force spokes
Tires	Vittoria Goma, 27.5 x 2.25", TNT tubeless
Derailleurs	Shimano XT M8000 Shadow Plus, 11-speed
Shiftlevers	Shimano XT M8000, 1x11-speed
Chain	KMC X11SL-1 DLC, 11-speed
Cassette	Shimano XTM8000, 11-speed, 11-46T
Crankset	Shimano XT M8000, 32T, 170mm (15"), 175mm (17-21")
BB Set	Enduro® PressFit 30
Pedals	N/A
Brakeset	Shimano XT M8000 hydraulic disc, Ice-Technology pads & 180mm front/160mm rear RT86 Ice-Technology 6-bolt rotors
Handlebar	Ritchey Trail WCS Carbon, 740mm x 15mm rise, 9° sweep
Stem	Ritchey Trail WCS, 70mm (15"), 80mm (17"), 90mm (19"), 100mm (21")
Grips	Jamis Lock-On
Seat Post	KS LEV Integra, 125mm travel, Southpaw remote
Saddle	WTB Volt Comp
Sizes	15", 17", 19", 21"
Color	Carbon
Weight	26.75 lbs



Available as frameset

## TECH FEATURES

**nearnet**  
MOLDING

Equipped with  
**Enduro**

**MP4**  
PRESS FIT 30 BB

## CHANGES/UPGRADES FROM 2016

Fox Factory Series suspension

Shimano XT 1x11 drivetrain & brakes

Stan's Arch MK3 wheelset

## REASONS TO UPGRADE FROM XCT RACE

Fox Factory Series suspension

Shimano XT 1x11 drivetrain & brakes

Stan's Arch MK3 wheelset

KS LEV DX dropper seatpost

## GEOMETRY

SIZE	TT EFFECTIVE	HT ANGLE	ST ANGLE	CHAINSTAY	WHEELBASE	BB DROP	HEADTUBE	STANDOVER	STACK	REACH
15	22.2 / 565	69°	73°	17.7 / 450	43.2 / 1096	0.5 / 13	4.5 / 115	30.9 / 785	23.23 / 590	15.08 / 383
17	23.0 / 585	69°	73°	17.7 / 450	44.1 / 1119	0.5 / 13	4.7 / 120	31.7 / 806	23.43 / 595	15.83 / 402
19	23.8 / 605	69°	73°	17.7 / 450	44.7 / 1137	0.5 / 13	5.5 / 140	32.7 / 830	24.13 / 613	16.38 / 416
21	24.6 / 625	69°	73.5°	17.7 / 450	45.4 / 1154	0.5 / 13	5.9 / 150	33.9 / 860	24.53 / 623	17.24 / 438

# XCT RACE

## SPECIFICATIONS

Frame	High Modulus Dyad Elite carbon fiber, 130mm travel mp4 suspension, Press Fit 30 bottom bracket, 12 x 142 rear dropouts, 1.5 - 1 1/8" tapered head tube, internal dropper post routing, high direct mount front derailleur, asymmetrical chainstays, stainless steel chain stay protector, Enduro® Max Black Oxide sealed bearing pivots, Rock Shox Monarch RL High Volume shock, 10mm hardware, replaceable derailleur hanger, Formula axle
Fork	Rock Shox Sektor Silver RL 27.5", Solo Air spring compression, lever actuated lockout, 15mm axle, tapered alloy steerer, external rebound adjust, 130mm travel
Headset	FSA Orbit 1.5 Zero-Stack internal bearing, 8mm cone spacer
Wheels	WTB ST i23 TCS 27.5" tubeless rims, 32H, eyeleted, with Formula sealed bearing 15mm front and 12x142mm rear 6-bolt disc hubs, stainless spokes & brass nipples
Tires	Vittoria Goma, 27.5 x 2.25", folding
Derailleurs	SRAM NX, 11-speed
Shiftlevers	SRAM NX, 1x11-speed
Chain	KMC X11-1 EPT (Anti-Rust), 11-speed
Cassette	SRAM 1130, 11-speed, 11-42T
Crankset	SRAM NX, 32T, 170mm (15"), 175mm (17-21")
BB Set	Enduro® PressFit 30
Pedals	N/A
Brakeset	Shimano M506 hydraulic disc, 180mm front & 160mm rear RT56 rotors
Handlebar	Ritchey Trail, 740mm x 20mm rise, 9° sweep
Stem	Ritchey Trail, 70mm (15"), 80mm (17"), 90mm (19"), 100mm (21")
Grips	Jamis Lock-On
Seat Post	KS E30i, 125mm travel, Southpaw remote
Saddle	WTB Volt Comp
Sizes	15", 17", 19", 21"
Color	Flat Steel
Weight	29.25 lbs



## TECH FEATURES

**nearest**  
MOLDING

Equipped with  
**Enduro**

**MP4**  
PRESS FIT 30 BB

## CHANGES/UPGRADES FROM 2016

Rock Shox Sektor Silver RL fork

SRAM NX 1x11 drivetrain

Shimano M506 brakeset

KS E30i dropper post

## GEOMETRY

SIZE	TT EFFECTIVE	HT ANGLE	ST ANGLE	CHAINSTAY	WHEELBASE	BB DROP	HEADTUBE	STANDOVER	STACK	REACH
15	22.2 / 565	69°	73°	17.7 / 450	43.2 / 1096	0.5 / 13	4.5 / 115	30.9 / 785	23.23 / 590	15.08 / 383
17	23.0 / 585	69°	73°	17.7 / 450	44.1 / 1119	0.5 / 13	4.7 / 120	31.7 / 806	23.43 / 595	15.83 / 402
19	23.8 / 605	69°	73°	17.7 / 450	44.7 / 1137	0.5 / 13	5.5 / 140	32.7 / 830	24.13 / 613	16.38 / 416
21	24.6 / 625	69°	73.5°	17.7 / 450	45.4 / 1154	0.5 / 13	5.9 / 150	33.9 / 860	24.53 / 623	17.24 / 438

# XCT PRO

## SPECIFICATIONS

Frame	Triple-buttet 6061 alloy, 130mm travel mp4 suspension, asymmetrical chainstays with 12x142mm dropouts, 1.5 - 1 1/8" tapered head tube, internal dropper post routing, ISCG05 chainguide mounts, Enduro® Max sealed bearing pivots, Fox Float DPS Factory Series EVOL shock w/3-position compression + Open Mode Adjust, Kashima coating, 10mm shock hardware, replaceable derailleur hanger, Rock Shox Maxle axle
Fork	Fox 34 Float Factory Series 27.5" w/3-position compression, Open Mode Adjust & Kashima coating, 15x110mm axle, air spring, rebound adjust, tapered alloy steerer, 130mm travel
Headset	FSA Orbit 1.5 Zero-Stack internal cup, 8mm cone spacer
Wheels	Stan's NoTubes Arch MK3 Team 27.5" tubeless wheels, Neo Series 15x110mm axle front and 12x142mm rear hubs, Sapim Custom Force spokes
Tires	Vittoria Goma, 27.5 x 2.25", folding
Derailleurs	Shimano XT M8000 Shadow Plus, 11-speed
Shiftlevers	Shimano XT M8000, 1x11-speed
Chain	KMC X11-1 EPT (Anti-Rust), 11-speed
Cassette	Shimano XT M8000, 11-speed, 11-46T
Crankset	Shimano XT M8000, 32T, 170mm (15"), 175mm (17-21")
BB Set	Enduro® BSA
Pedals	N/A
Brakeset	Shimano XT M8000 hydraulic disc, Ice-Technology pads & 180mm front/160mm rear RT86 Ice-Technology 6-bolt rotors
Handlebar	Ritchey Trail WCS, 740mm x 20mm rise, 9° sweep
Stem	Ritchey Trail WCS, 70mm (15"), 80mm (17"), 90mm (19"), 100mm (21")
Grips	Jamis Lock-On
Seat Post	KS LEV Integra, 125mm travel, Southpaw remote
Saddle	WTB Volt Comp
Sizes	15", 17", 19", 21"
Color	Surreal Teal
Weight	28.5 lbs



## TECH FEATURES



## CHANGES/UPGRADES FROM 2016

- Internal cable routing
- Shimano XT 1x11 drivetrain
- Stan's Arch MK3 wheelset

## REASONS TO UPGRADE FROM DAKAR XCT COMP

- Fox Factory Series suspension
- Shimano XT 1x11 drivetrain & brakeset
- Stan's Arch MK3 wheelset
- KS LEV DX dropper seatpost

## GEOMETRY

SIZE	TT EFFECTIVE	HT ANGLE	ST ANGLE	CHAINSTAY	WHEELBASE	BB DROP	HEADTUBE	STANDOVER	STACK	REACH
15	22.2 / 565	69°	73°	17.7 / 450	43.4 / 1101	0.5 / 13	4.5 / 115	30.7 / 780	23.23 / 590	15.08 / 383
17	23.0 / 585	69°	73°	17.7 / 450	44.1 / 1121	0.5 / 13	4.7 / 120	31.7 / 806	23.43 / 595	15.83 / 402
19	23.8 / 605	69°	73°	17.7 / 450	45.0 / 1143	0.5 / 13	5.5 / 140	32.7 / 830	24.13 / 613	16.38 / 416
21	24.6 / 625	69°	73.5°	17.7 / 450	46.0 / 1169	0.5 / 13	5.9 / 150	33.9 / 863	24.53 / 623	17.24 / 438



# XCT COMP

## SPECIFICATIONS

Frame	Triple-butted 6061 alloy, 130mm travel mp4 suspension, asymmetrical chainstays with 12x142mm dropouts, 1.5 - 1 1/8" tapered head tube, internal dropper post routing, ISCG05 chainguide mounts, Enduro® Max sealed bearing pivots, X-Fusion O2 Pro RL high volume shock, 10mm hardware, replaceable derailleur hanger, Formula axle
Fork	X-Fusion Streat RL2 27.5" w/15mm axle, 32mm stanchions, tapered alloy steerer, air spring compression, rebound & lockout adjust, magnesium lower legs, 130mm travel
Headset	FSA Orbit 1.5 Zero-Stack internal cup, 8mm cone spacer
Wheels	WTB ST i23 TCS 27.5" tubeless rims, 32H, Formula sealed bearing 15mm front and 12x142mm rear 6-bolt disc hubs, stainless spokes & brass nipples
Tires	Vittoria Goma, 27.5 x 2.25", folding
Derailleurs	SRAM NX, 11-speed
Shiftlevers	SRAM NX, 1x11-speed
Chain	KMC X11-1 EPT (Anti-Rust), 11-speed
Cassette	SRAM 1130, 11-speed, 11-42T
Crankset	SRAM NX, 32T, 170mm (15"), 175mm (17-21")
BB Set	Enduro® BSA
Pedals	N/A
Brakeset	Shimano M396 hydraulic disc, 180mm front & 160mm rear RT56 rotors
Handlebar	Ritchey Trail, 740mm x 20mm rise, 9° sweep
Stem	Ritchey Trail, 70mm (15"), 80mm (17"), 90mm (19"), 100mm (21")
Grips	Jamis Lock-On
Seat Post	KS eTen Integra, 100mm travel, Southpaw remote
Saddle	WTB Volt Sport
Sizes	15", 17", 19", 21"
Color	Ano Silver
Weight	31.25 lbs



## TECH FEATURES



## CHANGES/UPGRADES FROM 2016

Internal cable routing  
SRAM NX 1x11 drivetrain

## GEOMETRY

SIZE	TT EFFECTIVE	HT ANGLE	ST ANGLE	CHAINSTAY	WHEELBASE	BB DROP	HEADTUBE	STANDOVER	STACK	REACH
15	22.2 / 565	69°	73°	17.7 / 450	43.4 / 1101	0.5 / 13	4.5 / 115	30.7 / 780	23.23 / 590	15.08 / 383
17	23.0 / 585	69°	73°	17.7 / 450	44.1 / 1121	0.5 / 13	4.7 / 120	31.7 / 806	23.43 / 595	15.83 / 402
19	23.8 / 605	69°	73°	17.7 / 450	45.0 / 1143	0.5 / 13	5.5 / 140	32.7 / 830	24.13 / 613	16.38 / 416
21	24.6 / 625	69°	73.5°	17.7 / 450	46.0 / 1169	0.5 / 13	5.9 / 150	33.9 / 863	24.53 / 623	17.24 / 438

# HALO XCT PRO

## SPECIFICATIONS

Frame	Triple-buttet 6061 alloy, 130mm travel mp4 suspension, asymmetrical chainstays with 12x142mm dropouts, 1.5 - 1 1/8" tapered head tube, internal dropper post routing, ISCG05 chainguide mounts, Enduro® Max sealed bearing pivots, Fox Float DPS Performance Series EVOL shock w/ 3-position compression lever, 10mm hardware, replaceable derailleur hanger, Rock Shox Maxle axle
Fork	Fox Rhythm 34 Float 27.5" w/ sweep adjust compression & lock-out, 15x110mm axle, air spring compression, rebound adjust, tapered alloy steerer, 130mm travel
Headset	FSA Orbit 1.5 Zero-Stack internal cup, 8mm cone spacer
Wheels	Stan's NoTubes Rapid 28 Comp 27.5" tubeless wheels, Neo Series 32H 15x110mm axle front and 12x142mm rear hubs, Sapim Leader spokes
Tires	Vittoria Goma, 27.5 x 2.25", folding
Derailleurs	Shimano SLX Shadow Plus, 11-speed
Shiftlevers	Shimano SLX, 1x11-speed
Chain	KMC X11-1 EPT (Anti-Rust), 11-speed
Cassette	Shimano XTM8000, 11-speed, 11-46T
Crankset	Shimano SLX, 32T, 170mm (14"/16"), 175mm (18")
BB Set	Enduro® BSA
Pedals	N/A
Brakeset	Shimano SLX hydraulic disc, 180mm front & 160mm rear RT66 6-bolt rotors
Handlebar	Ritchey Trail, 710mm x 20mm rise, 9° sweep
Stem	Ritchey Trail, 60mm (14"), 70mm (16"), 80mm (18")
Grips	Jamis Lock-On
Seat Post	KS E30i, 75mm travel (14"/16") / 100mm travel (18"), Southpaw remote
Saddle	WTB Volt Comp w/Luxe Zone Cut-Out
Sizes	14", 16", 18"
Color	Ano Twilight
Weight	29.5 lbs



## TECH FEATURES



## CHANGES/UPGRADES FROM 2016

New model for 2017!

## REASONS TO UPGRADE FROM HALO XCT COMP

- Fox suspension
- Shimano SLX 1x11 drivetrain & brakes
- Stan's Rapid 28 wheelset

## GEOMETRY

SIZE	TT EFFECTIVE	HT ANGLE	ST ANGLE	CHAINSTAY	WHEELBASE	BB DROP	HEADTUBE	STANDOVER	STACK	REACH
14	21.2 / 540	69°	74°	17.7 / 450	42.9 / 1090	0.5 / 13	3.9 / 100	29.0 / 737	22.7 / 576	14.9 / 378
16	22.1 / 560	69°	74°	17.7 / 450	43.5 / 1106	0.5 / 13	4.3 / 110	29.7 / 755	23.0 / 585	15.4 / 390
18	22.9 / 580	69°	74°	17.7 / 450	44.4 / 1127	0.5 / 13	4.7 / 120	30.7 / 779	23.4 / 595	16.0 / 407

# HALO XCT COMP

## SPECIFICATIONS

Frame	Triple-butted 6061 alloy, 130mm travel mp4 suspension, asymmetrical chainstays with 12x142mm dropouts, 1.5 - 1 1/8" tapered head tube, internal dropper post routing, ISCG05 chainguide mounts, Enduro® Max sealed bearing pivots, X-Fusion O2 Pro RL high volume shock, 10mm hardware, replaceable derailleur hanger, Formula axle
Fork	X-Fusion Streat RL2 27.5" w/15mm axle, 32mm stanchions, tapered alloy steerer, air spring compression, rebound & lockout adjust, magnesium lower legs, 130mm travel
Headset	FSA Orbit 1.5 Zero-Stack internal cup, 8mm cone spacer
Wheels	WTB ST i23 TCS 27.5" tubeless rims, 32H, Formula sealed bearing 15mm front and 12x142mm rear 6-bolt disc hubs, stainless spokes & brass nipples
Tires	Vittoria Goma, 27.5 x 2.25", folding
Derailleurs	SRAM NX, 11-speed
Shiftlevers	SRAM NX, 1x11-speed
Chain	KMC X11-1 EPT (Anti-Rust), 11-speed
Cassette	SRAM 1130, 11-speed, 11-42T
Crankset	SRAM NX, 32T, 170mm (14"/16"), 175mm (18")
BB Set	Enduro® BSA
Pedals	N/A
Brakeset	Shimano M396 hydraulic disc, 180mm front & 160mm rear RT56 rotors
Handlebar	Ritchey Trail, 710mm x 20mm rise, 9° sweep
Stem	Ritchey Trail, 60mm (14"), 70mm (16"), 80mm (18")
Grips	Jamis Lock-On
Seat Post	KS E30i, 75mm travel (14",16") / 100mm travel (18"), Southpaw remote
Saddle	WTB Volt Comp w/Luxe Zone Cut-Out
Sizes	14", 16", 18"
Color	Charcoal
Weight	30.75 lbs



## TECH FEATURES



**MP4**

*Femme*

## CHANGES/UPGRADES FROM 2016

Internal cable routing

SRAM NX 1x11 drivetrain

## GEOMETRY

SIZE	TT EFFECTIVE	HT ANGLE	ST ANGLE	CHAINSTAY	WHEELBASE	BB DROP	HEADTUBE	STANDOVER	STACK	REACH
14	21.2 / 540	69°	74°	17.7 / 450	42.9 / 1090	0.5 / 13	3.9 / 100	29.0 / 737	22.7 / 576	14.9 / 378
16	22.1 / 560	69°	74°	17.7 / 450	43.5 / 1106	0.5 / 13	4.3 / 110	29.7 / 755	23.0 / 585	15.4 / 390
18	22.9 / 580	69°	74°	17.7 / 450	44.4 / 1127	0.5 / 13	4.7 / 120	30.7 / 779	23.4 / 595	16.0 / 407



# 2017 DRAGON SERIES

Slay all terrain. Combine roll-over-everything capability with the traction and stability of 3" tires, steel's trail-taming ride, short chainstays and slack trail geometry and it's big grinnin' all day. Ample tire clearance, rack mount eyelets, triple water bottle mounts, internal dropper post routing, full length cable housing and sliding dropouts add to the versatility for adventure and bikepacking. Load up, spin the cranks and leave the world behind.

## Plus

A 27.5x3" tire measures out to a 29" diameter and a 26x3" tire measures out to a 27.5" diameter. Combining them with a 40mm rim, results in the ultimate combination of traction, roll-over and versatility without being too heavy, too bouncy, too tall or feeling lethargic on the trail.

## Reynolds 520 Steel

For well over a century, Reynolds has been at the forefront of cycling design and engineering continually pushing the boundaries of performance. The 520 series double-butting provides both strength and weight savings resulting in a smooth riding frameset.

## Adjustable Sliding Dropouts

Our sliding dropout allows for 15mm of adjustment. Slide your rear wheel back to increase clearance for larger tires or remove all those gears and shifters and simply tension your chain for a quiet single speed ride.

## Why Thru Axles?

Securing the rear wheel to the frame by threading a 12mm axle into the rear drop-outs is not only safer, it's stiffer. The rear wheel tracks directly in line with the frame, for more precise handling, so you can go faster with more confidence. The increase in stiffness of a 15mm fork axle improves steering & handling significantly. It also puts less stress on the fork's internals, improving fork durability and performance. The hub drop outs provide a self centering feature for the wheel for fast, easy installation.

## Ready to Load

The Dragonslayer and Dragonfly frames feature rear rack eyelets and enough cargo/water cage mounts for the option to load up all the gear you may possibly need out there. Full cable housing guides are used to ensure uninterrupted shifting performance when using a frame bag.

## 44mm Head Tubes

Oversized 44mm head tubes, like tapered head tubes, offer many advantages impacting the handling and performance of the bike. Not only do they allow for the use of tapered steerer forks adding more stiffness, lighter weight and better tracking in rough terrain, but the larger diameter provides a better surface area to weld the main triangle tubes to.

## Outboard Chain Line

A 12x148 rear hub with 3mm offset chainrings minimizes the chance of chain to tire contact with short chainstays and "mid-fat" tires without compromising any pedaling efficiency to a wider q-factor.

## Tubeless

Benefits of a tubeless set-up are reduced rotating weight and the ability to use lower inflation pressures for greater traction without the risk of pinch flats. WTB TCS rims feature a tubeless UST "On-Ramp" profile providing a consistent fit between the rim and the tire for easy installation and inflation.

# DRAGONSLAYER 27.5+ PRO

## SPECIFICATIONS

Frame	Reynolds 520 steel, 44mm head tube, 31.6 I.D. seat tube, internal dropper post routing, ISCG05, sliding 12x148mm dropouts, Formula axle
Fork	Fox Rhythm 34 Float 29/27.5+ w/ sweep adjust compression & lock-out, 15x110mm axle, air spring compression, rebound adjust, tapered alloy steerer, 120mm travel
Headset	FSA Orbit, Alloy cups
Wheels	WTB Scraper i40 TCS tubeless 27.5" rims, Formula sealed bearing 15x110mm front & 12x148mm rear 6-bolt disc hubs, stainless spokes
Tires	WTB Trail Boss, 27.5 x 3.0", TCS tubeless
Derailleurs	Shimano SLX Shadow Plus, 11-speed
Shiftlevers	Shimano SLX, 1x11-speed
Chain	KMC X11-1, 11-speed
Cassette	Shimano XTM8000, 11-speed, 11-46T
Crankset	Shimano SLX, 32T, 170mm (15"), 175mm (17-21")
BB Set	Shimano External
Pedals	N/A
Brakeset	Shimano SLX hydraulic disc, 180mm front & 160mm rear RT66 6-bolt rotors
Handlebar	Ritchey Trail 2X, 31.8 x 9" x 720mm x +/- 5mm rise
Stem	Ritchey Trail, 60mm (15"), 70mm (17"), 80mm (19"), 90mm (21")
Grips	Jamis Lock-On
Seat Post	KS eTen Integra, 100mm travel, Southpaw remote
Saddle	WTB Volt Comp
Sizes	15", 17", 19", 21"
Color	Ano Twilight
Weight	31.25 lbs



## TECH FEATURES



## CHANGES/UPGRADES FROM 2016

- Replacing Dragonslayer 27.5+
- Reynolds 520 steel
- Shimano SLX 1x11 drivetrain & brakes
- Shimano 11-46T cassette
- Fox Rhythm 34 fork
- KS eTen Intergra dropper seatpost
- WTB Trail Boss 27.5x3.0" tubeless tires

## REASONS TO UPGRADE FROM DRAGONSLAYER 27.5+ SPORT

- Fox Rhythm 34 fork
- Shimano SLX drivetrain & brakes
- KS eTen Intergra dropper seatpost

## GEOMETRY

SIZE	TT EFFECTIVE	HT ANGLE	ST ANGLE	CHAINSTAY	WHEELBASE	BB DROP	HEADTUBE	STANDOVER	STACK	REACH
15	22.8 / 580	68°	73°	17.1 / 435	43.5 / 1104	1.9 / 47	3.7 / 95	30.4 / 773	24.4 / 621	15.4 / 390
17	23.6 / 600	68°	73°	17.1 / 435	44.5 / 1130	1.9 / 47	3.9 / 100	31.7 / 806	24.6 / 626	16.0 / 408
19	24.4 / 620	68°	73°	17.1 / 435	45.3 / 1151	1.9 / 47	4.3 / 110	33.0 / 840	25.0 / 635	16.7 / 426
21	25.2 / 640	68°	73°	17.1 / 435	46.2 / 1173	1.9 / 47	5.1 / 130	34.5 / 876	25.7 / 653	17.3 / 440

# DRAGONSLAYER

## 27.5+ SPORT

### SPECIFICATIONS

Frame	Reynolds 520 steel, 44mm head tube, 31.6 I.D. seat tube, internal dropper post routing, ISCG05, sliding 12x148mm dropouts, Formula axle
Fork	Rock Shox Recon Silver RL 29/27.5+, Solo Air spring, external rebound, lockout adjust, 32mm stanchions, 15x110mm axle, tapered aluminum steerer, 120mm travel
Headset	FSA Orbit, Alloy cups
Wheels	WTB Scraper i40 TCS tubeless 27.5" rims, Formula sealed bearing 15x110mm front & 12x148mm rear 6-bolt disc hubs, stainless spokes
Tires	WTB Trail Boss, 27.5 x 3.0", TCS tubeless
Derailleurs	SRAM NX, 11-speed
Shiftlevers	SRAM NX, 1x11-speed
Chain	KMC X11-1, 11-speed
Cassette	SRAM 1130, 11-speed, 11-42T
Crankset	SRAM NX, 32T, 170mm (15"), 175mm (17-21")
BB Set	SRAM GXP
Pedals	ATB alloy platform
Brakeset	Shimano M396 hydraulic disc, 180mm front & 160mm rear RT26 6-bolt rotors
Handlebar	Ritchey Trail 2X, 31.8 x 9" x 720mm x +/- 5mm rise
Stem	Ritchey Trail, 60mm (15"), 70mm (17"), 80mm (19"), 90mm (21")
Grips	Jamis Lock-On
Seat Post	Ritchey Trail Comp, 31.6 x 400mm
Saddle	WTB Volt Sport
Sizes	15", 17", 19", 21"
Color	Ano Black
Weight	30.5 lbs



### TECH FEATURES



### CHANGES/UPGRADES FROM 2016

Replacing Dragon 29 Sport!

### GEOMETRY

SIZE	TT EFFECTIVE	HT ANGLE	ST ANGLE	CHAINSTAY	WHEELBASE	BB DROP	HEADTUBE	STANDOVER	STACK	REACH
15	22.8 / 580	68°	73°	17.1 / 435	43.5 / 1104	1.9 / 47	3.7 / 95	30.4 / 773	24.4 / 621	15.4 / 390
17	23.6 / 600	68°	73°	17.1 / 435	44.5 / 1130	1.9 / 47	3.9 / 100	31.7 / 806	24.6 / 626	16.0 / 408
19	24.4 / 620	68°	73°	17.1 / 435	45.3 / 1151	1.9 / 47	4.3 / 110	33.0 / 840	25.0 / 635	16.7 / 426
21	25.2 / 640	68°	73°	17.1 / 435	46.2 / 1173	1.9 / 47	5.1 / 130	34.5 / 876	25.7 / 653	17.3 / 440

# DRAGONSLAYER 26+ PRO

## SPECIFICATIONS

Frame	Reynolds 520 steel, 44mm head tube, 31.6 I.D. seat tube, internal dropper post routing, ISCG05, sliding 12x148mm dropouts, Formula axle
Fork	Fox Rhythm 34 Float 27.5/26+ w/ sweep adjust compression & lock-out, 15x110mm axle, air spring compression, rebound adjust, tapered alloy steerer, 120mm travel
Headset	FSA Orbit, Alloy cups
Wheels	WTB Scraper i40 TCS tubeless 26" rims, Formula sealed bearing 15x110mm front & 12x148mm rear 6-bolt disc hubs, stainless spokes
Tires	WTB Ranger, 26 x 3.0", TCS tubeless
Derailleurs	Shimano SLX Shadow Plus, 11-speed
Shiftlevers	Shimano SLX, 1x11-speed
Chain	KMC X11-1, 11-speed
Cassette	Shimano XTM8000, 11-speed, 11-46T
Crankset	Shimano SLX, 32T, 170mm (15"), 175mm (17-21")
BB Set	Shimano External
Pedals	N/A
Brakeset	Shimano SLX hydraulic disc, 180mm front & 160mm rear RT66 6-bolt rotors
Handlebar	Ritchey Trail, 710mm x 20mm rise
Stem	Ritchey Trail, 60mm (15"), 70mm (17"), 80mm (19"), 90mm (21")
Grips	Jamis Lock-On
Seat Post	KS eTen Integra, 100mm travel, Southpaw remote
Saddle	WTB Volt Comp
Sizes	15", 17", 19", 21"
Color	Cosmic Dust
Weight	31.0 lbs



## TECH FEATURES

REYNOLDS



BOOST 148

## UPGRADES/CHANGES FROM 2016

Replacing Dragon 27.5 Pro!

## REASONS TO UPGRADE FROM DRAGONSLAYER 26+ SPORT

- Fox Rhythm 34 fork
- Shimano SLX drivetrain & brakes
- KS eTen Intergra dropper seatpost
- KS LEV DX dropper seatpost

## GEOMETRY

SIZE	TT EFFECTIVE	HT ANGLE	ST ANGLE	CHAINSTAY	WHEELBASE	BB DROP	HEADTUBE	STANDOVER	STACK	REACH
15	22.6 / 575	68°	73°	16.7 / 425	42.9 / 1089	1.5 / 39	3.5 / 90	29.7 / 756	23.4 / 591	15.5 / 394
17	23.4 / 595	68°	73°	16.7 / 425	43.6 / 1107	1.5 / 39	3.9 / 100	31.2 / 793	23.6 / 600	16.1 / 411
19	24.2 / 615	68°	73°	16.7 / 425	44.4 / 1128	1.5 / 39	4.7 / 120	32.7 / 830	24.4 / 619	16.8 / 426
21	25.0 / 635	68°	73.5°	16.7 / 425	45.6 / 1157	1.5 / 39	5.5 / 140	34.1 / 866	25.1 / 637	17.6 / 446



# DRAGONSLAYER

## 26+ SPORT

### SPECIFICATIONS

Frame	Reynolds 520 steel, 44mm head tube, 31.6 I.D. seat tube, internal dropper post routing, ISCG05, sliding 12x148mm dropouts, Formula axle
Fork	Rock Shox Recon Silver RL 27.5/26+, Solo Air spring, external rebound, lockout adjust, 32mm stanchions, 15x110mm axle, tapered aluminum steerer, 120mm travel
Headset	FSA Orbit, Alloy cups
Wheels	WTB Scraper i40 TCS tubeless 6" rims, Formula sealed bearing 15x110mm front & 12x148mm rear 6-bolt disc hubs, stainless spokes
Tires	WTB Ranger, 26 x 3.0", TCS tubeless
Derailleurs	SRAM NX, 11-speed
Shiftlevers	SRAM NX, 1x11-speed
Chain	KMC X11-1, 11-speed
Cassette	SRAM 1130, 11-speed, 11-42T
Crankset	SRAM NX, 32T, 170mm (15"), 175mm (17-21")
BB Set	SRAM GXP
Pedals	ATB alloy platform
Brakeset	Shimano M396 hydraulic disc, 180mm front & 160mm rear RT26 6-bolt rotors
Handlebar	Ritchey Trail, 710mm x 20mm rise
Stem	Ritchey Trail, 60mm (15"), 70mm (17"), 80mm (19"), 90mm (21")
Grips	Jamis Lock-On
Seat Post	Ritchey Trail Comp, 31.6 x 400mm
Saddle	WTB Volt Sport
Sizes	15", 17", 19", 21"
Color	Flat Jack Pine
Weight	30.5 lbs



### TECH FEATURES



### UPGRADES/CHANGES FROM 2016

Replacing Dragon 27.5 Sport!

### GEOMETRY

SIZE	TT EFFECTIVE	HT ANGLE	ST ANGLE	CHAINSTAY	WHEELBASE	BB DROP	HEADTUBE	STANDOVER	STACK	REACH
15	22.6 / 575	68°	73°	16.7 / 425	42.9 / 1089	1.5 / 39	3.5 / 90	29.7 / 756	23.4 / 591	15.5 / 394
17	23.4 / 595	68°	73°	16.7 / 425	43.6 / 1107	1.5 / 39	3.9 / 100	31.2 / 793	23.6 / 600	16.1 / 411
19	24.2 / 615	68°	73°	16.7 / 425	44.4 / 1128	1.5 / 39	4.7 / 120	32.7 / 830	24.4 / 619	16.8 / 426
21	25.0 / 635	68°	73.5°	16.7 / 425	45.6 / 1157	1.5 / 39	5.5 / 140	34.1 / 866	25.1 / 637	17.6 / 446

# DRAGONFLY 26+ PRO

## SPECIFICATIONS

Frame	Reynolds 520 steel, 44mm head tube, 31.6 I.D. seat tube, internal dropper post routing, ISCG05, sliding 12x148mm dropouts, Formula axle
Fork	Fox Rhythm 34 Float 27.5/26+ w/ sweep adjust compression & lock-out, 15x110mm axle, air spring compression, rebound adjust, tapered alloy steerer, 120mm travel
Headset	FSA Orbit, Alloy cups
Wheels	WTB Scraper i40 TCS tubeless 27.5" rims, Formula sealed bearing 15x110mm front & 12x148mm rear 6-bolt disc hubs, stainless spokes
Tires	WTB Ranger, 26 x 3.0", TCS tubeless
Derailleurs	Shimano SLX Shadow Plus, 11-speed
Shiftlevers	Shimano SLX, 1x11-speed
Chain	KMC X11-1, 11-speed
Cassette	Shimano M8000, 11-speed, 11-46T
Crankset	Shimano SLX, 32T, 170mm (14"/16"), 175mm (18")
BB Set	Shimano External
Pedals	N/A
Brakeset	Shimano SLX hydraulic disc, 180mm front & 160mm rear RT66 6-bolt rotors
Handlebar	Ritchey Trail, 690mm x 20mm rise
Stem	Ritchey Trail, 60mm (14"), 70mm (16"), 80mm (18")
Grips	Jamis Lock-On
Seat Post	KS eTen Integra, 100mm travel, Southpaw remote
Saddle	WTB Volt Comp w/Luxe Zone Cut-Out
Sizes	14", 16", 18"
Color	Robins Egg
Weight	31.0 lbs



## TECH FEATURES



## BOOST 148

*Femme*

## GEOMETRY

SIZE	TT EFFECTIVE	HT ANGLE	ST ANGLE	CHAINSTAY	WHEELBASE	BB DROP	HEADTUBE	STANDOVER	STACK	REACH
14	21.3 / 540	68°	73°	16.7 / 425	41.4 / 1051	1.5 / 39	3.5 / 90	28.4 / 721	23.3 / 591	14.1 / 359
16	22.0 / 560	68°	73°	16.7 / 425	42.2 / 1071	1.5 / 39	3.5 / 90	28.4 / 721	23.3 / 591	14.9 / 379
18	22.8 / 580	68°	73°	16.7 / 425	42.9 / 1091	1.5 / 39	3.5 / 90	29.4 / 748	23.3 / 591	15.7 / 399

## UPGRADES/CHANGES FROM 2016

Replacing Dragonfly 27.5!

## REASONS TO UPGRADE FROM DRAGONFLY 26+ SPORT

- Fox Rhythm 34 fork
- Shimano SLX drivetrain & brakes
- KS eTen Intergra dropper seatpost
- KS LEV DX dropper seatpost

# DRAGONFLY

## 26+ SPORT

### SPECIFICATIONS

Frame	Reynolds 520 steel, 44mm head tube, 31.6 I.D. seat tube, internal dropper post routing, ISCG05, sliding 12x148mm dropouts, Formula axle
Fork	Rock Shox Recon Silver RL 27.5/26+, Solo Air spring, external rebound, lockout adjust, 32mm stanchions, 15x110mm axle, tapered aluminum steerer, 120mm travel
Headset	FSA Orbit, Alloy cups
Wheels	WTB Scraper i40 TCS tubeless 27.5" rims, Formula sealed bearing 15x110mm front & 12x148mm rear 6-bolt disc hubs, stainless spokes
Tires	WTB Ranger, 26 x 3.0", TCS tubeless
Derailleurs	SRAM NX, 11-speed
Shiftlevers	SRAM NX, 1x11-speed
Chain	KMC XT11-1, 11-speed
Cassette	SRAM 1130, 11-speed, 11-42T
Crankset	SRAM NX, 32T, 170mm (14"/16"), 175mm (18")
BB Set	SRAM GXP
Pedals	N/A
Brakeset	Shimano M396 hydraulic disc, 180mm front & 160mm rear RT26 6-bolt rotors
Handlebar	Ritchey Trail, 690mm x 20mm rise
Stem	Ritchey Trail, 60mm (14"), 70mm (16"), 80mm (18")
Grips	Jamis Lock-On
Seat Post	Ritchey Trail Comp, 31.6 x 400mm
Saddle	WTB Volt Sport w/Luxe Zone Cut-Out
Sizes	14", 16", 18"
Color	Dragon Fruit
Weight	30.0 lbs



### TECH FEATURES



### BOOST 148

*Femme*

### UPGRADES/CHANGES FROM 2016

New model for 2017!

### GEOMETRY

SIZE	TT EFFECTIVE	HT ANGLE	ST ANGLE	CHAINSTAY	WHEELBASE	BB DROP	HEADTUBE	STANDOVER	STACK	REACH
14	21.3 / 540	68°	73°	16.7 / 425	41.4 / 1051	1.5 / 39	3.5 / 90	28.4 / 721	23.3 / 591	14.1 / 359
16	22.0 / 560	68°	73°	16.7 / 425	42.2 / 1071	1.5 / 39	3.5 / 90	28.4 / 721	23.3 / 591	14.9 / 379
18	22.8 / 580	68°	73°	16.7 / 425	42.9 / 1091	1.5 / 39	3.5 / 90	29.4 / 748	23.3 / 591	15.7 / 399

# 2017 KOMODO & EDEN SERIES

If you thrive on connection to the trail, if you live for the flow of a screaming descent -- Komodo and Eden will take you there without the added weight and complexity of dual suspension. This is an all-the-time trail hardtail with slacker head angles and 5" of fork travel for high-speed handling, robust frame tubes and thru-axles for big landing durability, and 3" tires for traction, stability and smooth roll-over.

## Plus

A 27.5x3" tire measures out to a 29" diameter and a 26x3" tire measures out to a 27.5" diameter. Combining them with a 40mm rim, results in the ultimate combination of traction, roll-over and versatility without being too heavy, too bouncy, too tall or feeling lethargic on the trail.

## Forged Bottom Bracket Yoke

A one-piece bottom bracket shell and drive-side chainstay yoke provide a strong and lightweight solution for the potential clearance issues of 3" tires and double chainrings.

## Outboard Chain Line

A 12x148 rear hub with 3mm offset chainrings minimizes the chance of chain to tire contact with short chainstays and "mid-fat" tires without compromising any pedaling efficiency to a wider q-factor.

## Tapered Head Tube

Riding fast with control requires steering precision, which starts with the front of the bike. Stiffening this area results in less wheel deflection, more wheel control. A full 1.5" head tube and steerer would achieve this, but would add unnecessary weight and bulk, and limit stem choices. But a tapered 1 1/8" to 1 1/2" head tube serves up a significant increase in rough terrain tracking and stability without much of a weight penalty compared to standard 1 1/8" systems.

## Short Chainstays

The rear wheel tucks in with short chainstays. With a 12x148 rear hub, you've got a stiff and responsive rear end.

## Why Thru Axles?

Securing the rear wheel to the frame by threading a 12mm axle into the rear drop-outs is not only safer, it's stiffer. The rear wheel tracks directly in line with the frame, for more precise handling, so you can go faster with more confidence. The increase in stiffness of a 15mm fork axle improves steering & handling significantly. It also puts less stress on the fork's internals, improving fork durability and performance. The hub drop outs provide a self centering feature for the wheel for fast, easy installation.

## Tubeless

Benefits of a tubeless set-up are reduced rotating weight and the ability to use lower inflation pressures for greater traction without the risk of pinch flats. WTB TCS rims feature a tubeless UST "On-Ramp" profile providing a consistent fit between the rim and the tire for easy installation and inflation.

## 180mm Front Rotors

Bigger wheels and tires generate more rotating mass and traction once they are up to speed. So it only makes sense to use larger rotors to help control that larger wheel in the most efficient manner possible. Sure, 160mm rotors will stop the bike. But when you're riding like every second counts, braking for the shortest time possible while keeping the bike under control is the goal. And a larger 180mm rotor up front let's you do this.

## Seat & Steering Platform

A 35mm seat tube with 31.6mm seat post assures the stiffest possible pedaling & steering platform, with a sloping top tube for low stand-over.



# KOMODO 27.5+ EXPERT

## SPECIFICATIONS

Frame	Triple-buttet 6061 aluminum, 1.5 - 1 1/8" tapered head tube, post mount disc brakes, 12x148mm thru-axle drop-outs, High Direct Mount (HDM) front derailleur with front-pull internal cable routing, internal dropper post routing, replaceable derailleur hanger, Formula axle
Fork	Rock Shox Recon Silver RL 29/27.5+, Solo Air spring, external rebound, lockout adjust, 32mm stanchions, 15x110mm axle, tapered aluminum steerer, 120mm travel
Headset	FSA Orbit 1.5 Zero-Stack internal cup, 8mm cone spacer
Wheels	WTB Scraper i40 TCS tubeless 27.5" rims, Formula sealed bearing 15x110mm front & 12x148mm rear 6-bolt disc hubs, stainless spokes
Tires	WTB Trail Boss, 27.5 x 3.0", TCS tubeless
Derailleurs	SRAM NX, 11-speed
Shiftlevers	SRAM NX, 1x11-speed
Chain	KMC X11-1, 11-speed
Cassette	SRAM 1130, 11-speed, 11-42T
Crankset	SRAM NX, 32T, 170mm (15"), 175mm (17-21")
BB Set	SRAM GXP
Pedals	N/A
Brakeset	Shimano Deore M506 hydraulic disc, 180mm front & 160mm rear RT56 6-bolt rotors
Handlebar	Ritchey Trail 2X, 31.8 x 9" x 720mm x +/- 5mm rise
Stem	Ritchey Trail, 60mm (15"), 70mm (17"), 80mm (19"), 90mm (21")
Grips	Jamis Lock-On
Seat Post	KS eTen Integra, 100mm travel, Southpaw remote
Saddle	WTB Volt Comp
Sizes	15", 17", 19", 21"
Color	Inferno
Weight	28.5 lbs



## TECH FEATURES



## CHANGES/UPGRADES FROM 2016

New model for 2017!

## REASONS TO UPGRADE FROM KOMODO 27.5+ SPORT

- Rock Shox Recon Silver RL fork
- SRAM NX 1x11 drivetrain
- Shimano M506 brakes
- TCS tubeless tires
- KS eTen Integra dropper seatpost

## GEOMETRY

SIZE	TT EFFECTIVE	HT ANGLE	ST ANGLE	CHAINSTAY	WHEELBASE	BB DROP	HEADTUBE	STANDOVER	STACK	REACH
15	22.8 / 580	68°	73°	17.1 / 435	43.6 / 1108	1.9 / 47	3.5 / 90	30.0 / 763	21.9 / 557	15.5 / 395
17	23.6 / 600	68°	73°	17.1 / 435	44.5 / 1130	1.9 / 47	4.3 / 110	31.1 / 790	22.6 / 575	16.1 / 410
19	24.4 / 620	68°	73°	17.1 / 435	45.3 / 1151	1.9 / 47	4.7 / 120	32.5 / 825	23.0 / 585	16.8 / 427
21	25.2 / 640	68°	73.5°	17.1 / 435	46.4 / 1179	1.9 / 47	5.5 / 140	33.9 / 861	23.7 / 603	17.6 / 448

# KOMODO 27.5+ SPORT

## SPECIFICATIONS

Frame	Triple-butted 6061 aluminum, 1.5 - 1 7/8" tapered head tube, post mount disc brakes, 12x148mm thru-axle drop-outs, High Direct Mount (HDM) front derailleur with front-pull internal cable routing, internal dropper post routing, replaceable derailleur hanger, Formula axle
Fork	SR Suntour XCR 32 LOR 29/27.5+, coil spring, external rebound, lockout adjust, 32mm stan-chions, tapered aluminum steerer, 15x110mm axle, 120mm travel
Headset	FSA Orbit 1.5 Zero-Stack internal cup, 8mm cone spacer
Wheels	WTB Scrapper i40 TCS tubeless 27.5" rims, Formula 15x110mm front & 12x148mm rear sealed bearing 6-bolt disc hubs, stainless spokes
Tires	WTB Ranger, 27.5 x 3.0"
Derailleurs	Shimano Deore Shadow rear & Deore front
Shiftlevers	Shimano Deore, 2x10-speed
Chain	KMC X10, 10-speed
Cassette	Shimano HG50, 10-speed, 11-36T
Crankset	SR Suntour XCM, 36/22T, 170mm (15"), 175mm (17-21")
BB Set	SR Suntour External
Pedals	ATB alloy platform
Brakeset	Tektro M285 hydraulic disc, 180mm front & 160mm rear 6-bolt rotors
Handlebar	Ritchey Trail 2X, 31.8 x 9" x 720mm x +/- 5mm rise
Stem	Ritchey Trail, 60mm (15"), 70mm (17"), 80mm (19"), 90mm (21")
Grips	Dual compound
Seat Post	Ritchey Trail, 31.6 x 400mm
Saddle	WTB Volt Sport
Sizes	15", 17", 19", 21"
Color	Ink
Weight	32.0 lbs



## TECH FEATURES



**BOOST 148**

## CHANGES/UPGRADES FROM 2016

New model for 2017!

## GEOMETRY

SIZE	TT EFFECTIVE	HT ANGLE	ST ANGLE	CHAINSTAY	WHEELBASE	BB DROP	HEADTUBE	STANDOVER	STACK	REACH
15	22.8 / 580	68°	73°	17.1 / 435	43.6 / 1108	1.9 / 47	3.5 / 90	30.0 / 763	21.9 / 557	15.5 / 395
17	23.6 / 600	68°	73°	17.1 / 435	44.5 / 1130	1.9 / 47	4.3 / 110	31.1 / 790	22.6 / 575	16.1 / 410
19	24.4 / 620	68°	73°	17.1 / 435	45.3 / 1151	1.9 / 47	4.7 / 120	32.5 / 825	23.0 / 585	16.8 / 427
21	25.2 / 640	68°	73.5°	17.1 / 435	46.4 / 1179	1.9 / 47	5.5 / 140	33.9 / 861	23.7 / 603	17.6 / 448

# KOMODO 26+ EXPERT

## SPECIFICATIONS

Frame	Triple-butted 6061 aluminum, 1.5 - 1 1/8" tapered head tube, post mount disc brakes, 12x148mm thru-axle drop-outs, High Direct Mount (HDM) front derailleur with front-pull internal cable routing, internal dropper post routing, replaceable derailleur hanger, Formula axle
Fork	Rock Shox Recon Silver RL 27.5/26+, Solo Air spring, external rebound, lockout adjust, 32mm stanchions, 15x110mm axle, tapered aluminum steerer, 120mm travel
Headset	FSA Orbit 1.5 Zero-Stack internal cup, 8mm cone spacer
Wheels	WTB Scrapper i40 TCS tubeless 26" rims, Formula sealed bearing 15x110mm front & 12x148mm rear 6-bolt disc hubs, stainless spokes
Tires	WTB Ranger, 26 x 3.0", TCS tubeless
Derailleurs	SRAM NX, 11-speed
Shiftlevers	SRAM NX, 1x11-speed
Chain	KMC X11-1, 11-speed
Cassette	SRAM 1130, 11-speed, 11-42T
Crankset	SRAM NX, 32T, 170mm (15"), 175mm (17-21")
BB Set	SRAM GXP
Pedals	N/A
Brakeset	Shimano Deore M506 hydraulic disc, 180mm front & 160mm rear RT56 6-bolt rotors
Handlebar	Ritchey Trail, 710mm x 20mm rise
Stem	Ritchey Trail, 60mm (15"), 70mm (17"), 80mm (19"), 90mm (21")
Grips	Jamis Lock-On
Seat Post	KS eTen Integra, 100mm travel, Southpaw remote
Saddle	WTB Volt Comp
Sizes	15", 17", 19", 21"
Color	Cosmo Blue
Weight	27.5 lbs



## TECH FEATURES



## CHANGES/UPGRADES FROM 2016

Replacing Komodo Pro!

## REASONS TO UPGRADE FROM KOMODO 26+ SPORT

- Rock Shox Recon Silver RL fork
- SRAM NX 1x11 drivetrain
- Shimano M506 brakes
- TCS tubeless tires
- KS eTen Integra dropper seatpost

## GEOMETRY

SIZE	TT EFFECTIVE	HT ANGLE	ST ANGLE	CHAINSTAY	WHEELBASE	BB DROP	HEADTUBE	STANDOVER	STACK	REACH
15	22.6 / 575	68°	73°	16.7 / 425	42.8 / 1086	1.5 / 38	3.9 / 100	29.0 / 738	21.4 / 544	15.6 / 395
17	23.4 / 595	68°	73°	16.7 / 425	43.6 / 1107	1.5 / 38	4.3 / 110	29.9 / 759	21.7 / 552	16.2 / 412
19	24.2 / 615	68°	73°	16.7 / 425	44.4 / 1128	1.5 / 38	5.1 / 130	32.0 / 813	22.8 / 580	16.7 / 426
21	25.0 / 635	68°	73.5°	16.7 / 425	45.6 / 1157	1.5 / 38	5.5 / 140	33.3 / 846	23.2 / 589	17.7 / 449



# KOMODO 26+ SPORT

## SPECIFICATIONS

Frame	Triple-buttet 6061 aluminum, 1.5 - 1 1/8" tapered head tube, post mount disc brakes, 12x148mm thru-axle drop-outs, High Direct Mount (HDM) front derailleur with front-pull internal cable routing, internal dropper post routing, replaceable derailleur hanger, Formula axle
Fork	RST Alpha TNL 27.5/26+, coil spring with Turn-n-Lock hydraulic lock out, 32mm stanchions, magnesium lowers, 9x110mm hub spacing, 120mm travel
Headset	FSA Orbit 1.5 Zero-Stack internal cup, 8mm cone spacer
Wheels	WTB Scraper i40 TCS tubeless 26" rims, Joytec 9x110 front & Formula 12x148 sealed bearing hubs, stainless spokes
Tires	WTB Ranger, 26 x 3.0"
Derailleurs	Shimano Deore Shadow rear & Deore front
Shiftlevers	Shimano Deore, 2x10-speed
Chain	KMC X10, 10-speed
Cassette	Shimano HG50, 10-speed, 11-36T
Crankset	SR Suntour XCM, 36/22T, 170mm (15"), 175mm (17-21")
BB Set	SR Suntour External
Pedals	ATB alloy platform
Brakeset	Tektro M285 hydraulic disc, 180mm front & 160mm rear 6-bolt rotors
Handlebar	Ritchey Trail, 710mm x 20mm rise
Stem	Ritchey Trail, 60mm (15"), 70mm (17"), 80mm (19"), 90mm (21")
Grips	Dual compound
Seat Post	Ritchey Trail, 31.6 x 400mm
Saddle	WTB Volt Sport
Sizes	15", 17", 19", 21"
Color	Winter Dusk
Weight	31.75 lbs



## TECH FEATURES



## CHANGES/UPGRADES FROM 2016

Replacing Komodo Comp!

## GEOMETRY

SIZE	TT EFFECTIVE	HT ANGLE	ST ANGLE	CHAINSTAY	WHEELBASE	BB DROP	HEADTUBE	STANDOVER	STACK	REACH
15	22.6 / 575	68°	73°	16.7 / 425	42.8 / 1086	1.5 / 38	3.9 / 100	29.0 / 738	21.4 / 544	15.6 / 395
17	23.4 / 595	68°	73°	16.7 / 425	43.6 / 1107	1.5 / 38	4.3 / 110	29.9 / 759	21.7 / 552	16.2 / 412
19	24.2 / 615	68°	73°	16.7 / 425	44.4 / 1128	1.5 / 38	5.1 / 130	32.0 / 813	22.8 / 580	16.7 / 426
21	25.0 / 635	68°	73.5°	16.7 / 425	45.6 / 1157	1.5 / 38	5.5 / 140	33.3 / 846	23.2 / 589	17.7 / 449

# EDEN 26+ EXPERT

## SPECIFICATIONS

Frame	Triple-butted 6061 aluminum, 1.5 - 1 1/8" tapered head tube, post mount disc brakes, 12x148mm thru-axle drop-outs, High Direct Mount (HDM) front derailleur with front-pull internal cable routing, internal dropper post routing, replaceable derailleur hanger, Formula axle
Fork	Rock Shox Recon Silver RL 27.5/26+, Solo Air spring, external rebound, lockout adjust, 32mm stanchions, 15x110mm axle, tapered aluminum steerer, 120mm travel
Headset	FSA Orbit 1.5 Zero-Stack internal cup, 8mm cone spacer
Wheels	WTB Scrapper i40 TCS tubeless 26" rims, Formula sealed bearing 15x110mm front & 12x148mm rear 6-bolt disc hubs, stainless spokes
Tires	WTB Ranger, 26 x 3.0", TCS tubeless
Derailleurs	SRAM NX, 11-speed
Shiftlevers	SRAM NX, 1x11-speed
Chain	KMC X11-1, 11-speed
Cassette	SRAM 1130, 11-speed, 11-42T
Crankset	SRAM NX, 32T, 170mm (14"/16"), 175mm (18")
BB Set	SRAM GXP
Pedals	N/A
Brakeset	Shimano M506 hydraulic disc, 180mm front & 160mm rear RT56 6-bolt rotors
Handlebar	Ritchey Trail riser, 31.8 x 20mm rise x 690mm
Stem	Ritchey Trail, 60mm (14"), 70mm (16"), 80mm (18")
Grips	Jamis Lock-On
Seat Post	KS eTen Integra, 100mm travel, Southpaw remote
Saddle	WTB Volt Sport w/Luxe Zone Cut-Out
Sizes	14", 16", 18"
Color	Cranberry
Weight	27.5 lbs



## TECH FEATURES



## CHANGES/UPGRADES FROM 2016

Replacing Eden Race!

## REASONS TO UPGRADE FROM EDEN 26+ SPORT

- Rock Shox Recon Silver RL fork
- SRAM NX 1x11 drivetrain
- Shimano M506 brakes
- TCS tubeless tires
- KS eTen Integra dropper seatpost

## GEOMETRY

SIZE	TT EFFECTIVE	HT ANGLE	ST ANGLE	CHAINSTAY	WHEELBASE	BB DROP	HEADTUBE	STANDOVER	STACK	REACH
14	21.2 / 540	68°	73°	16.7 / 425	41.4 / 1051	1.5 / 38	3.7 / 95	28.3 / 718	21.5 / 547	14.2 / 361
16	22.1 / 560	68°	73°	16.7 / 425	42.2 / 1071	1.5 / 38	3.9 / 100	29.6 / 752	21.7 / 552	15.0 / 380
18	22.9 / 580	68°	73°	16.7 / 425	42.6 / 1091	1.5 / 38	4.1 / 105	30.7 / 781	21.9 / 556	15.6 / 398

# EDEN 26+ SPORT

## SPECIFICATIONS

Frame	Triple-buttressed 6061 aluminum, 1.5 - 1 1/8" tapered head tube, post mount disc brakes, 12x148mm thru-axle drop-outs, High Direct Mount (HDM) front derailleur with front-pull internal cable routing, internal dropper post routing, replaceable derailleur hanger, Formula axle
Fork	RST Alpha TNL 27.5/26+, coil spring with Turn-n-Lock hydraulic lock out, 32mm stanchions, magnesium lowers, 9x110mm hub spacing, 120mm travel
Headset	FSA Orbit 1.5 Zero-Stack internal cup, 8mm cone spacer
Wheels	WTB Scrapper i40 TCS tubeless 26" rims, Joytec 9x110 front & Formula 12x148 sealed bearing hubs, stainless spokes
Tires	WTB Ranger, 26 x 3.0"
Derailleurs	Shimano Deore Shadow rear & Deore front
Shiftlevers	Shimano Deore, 2x10-speed
Chain	KMC X10, 10-speed
Cassette	Shimano HG50, 10-speed, 11-36T
Crankset	SR Suntour XCM, 36/22T, 170mm (14"/16"), 175mm (18")
BB Set	SR Suntour External
Pedals	ATB alloy platform
Brakeset	Tektro M286 hydraulic disc, 180mm front & 160mm rear 6-bolt rotors
Handlebar	Ritchey Trail riser, 31.8 x 20mm rise x 690mm
Stem	Ritchey Trail, 60mm (14"), 70mm (16"), 80mm (18")
Grips	Dual compound
Seat Post	Ritchey Trail, 31.6 x 350mm (14") 400mm (16"/18")
Saddle	WTB Volt Sport w/Luxe Zone Cut-Out
Sizes	14", 16", 18"
Color	Blue Lagoon
Weight	31.75 lbs



## TECH FEATURES



## CHANGES/UPGRADES FROM 2016

Replacing Eden Compl

## GEOMETRY

SIZE	TT EFFECTIVE	HT ANGLE	ST ANGLE	CHAINSTAY	WHEELBASE	BB DROP	HEADTUBE	STANDOVER	STACK	REACH
14	21.2 / 540	68°	73°	16.7 / 425	41.4 / 1051	1.5 / 38	3.7 / 95	28.3 / 718	21.5 / 547	14.2 / 361
16	22.1 / 560	68°	73°	16.7 / 425	42.2 / 1071	1.5 / 38	3.9 / 100	29.6 / 752	21.7 / 552	15.0 / 380
18	22.9 / 580	68°	73°	16.7 / 425	42.6 / 1091	1.5 / 38	4.1 / 105	30.7 / 781	21.9 / 556	15.6 / 398

# 2017 ROUGHNECK

There is no off season. The Roughneck is a true fat bike with 26x4.5" tires giving it the capability to float over snow, sand and soft mud with maximum traction and ease. Plenty of water bottle, cargo and rack mounts on the frame and fork provide versatility for loading up for any expedition. What's stopping you now?

## Air Forming

The fork and frame tubes on the Roughneck are made by SPF Air Forming. SPF is carried out at high air temperatures, where the tube structure is in its most 'plastic' and formable state. This allows more complicated shapes to be produced that cannot be made using traditional forming techniques. For the fork, air forming produced a one-piece lower leg and crown eliminating the need for welding at this common joint. The result: more optimized shapes and less weight.

## Frame Clearances

The 12x197mm rear hub and 100mm wide bottom bracket shell combination provide clearance for a double chainring set-up and up to a 4.5" rear tire. The Roughneck's air formed fork and 15x150mm front hub provide clearance for up to a 5" front tire.

## Why Thru Axles?

Securing the rear wheel to the frame by threading a 12mm axle into the rear drop-outs is not only safer, it's stiffer. The rear wheel tracks directly in line with the frame, for more precise handling, so you can go faster with more confidence. The increase in stiffness of a 15mm fork axle improves steering & handling significantly. The hub drop outs provide a self centering feature for the wheel for fast, easy installation.

## Tubeless

Benefits of a tubeless set-up are reduced rotating weight and the ability to use lower inflation pressures for greater traction without the risk of pinch flats.

## Ready to Load

The Roughneck's frame features rear rack eyelets and enough cargo/water cage mounts for the option to load up all the gear you may possibly need out there. Internal cable housing allows for uninterrupted shifting performance when using a frame bag.

## Tapered Head Tube and Fork Steerer

Riding with control requires steering precision, which starts with the front of the bike. Stiffening this area results in less wheel deflection, more wheel control. A tapered 1 1/8" to 1 1/2" head tube and steerer serves up a significant increase in rough terrain tracking and stability without much of a weight penalty compared to standard 1 1/8" systems since the steer tube wall thickness can be reduced. Adding a 15mm QR thru-axle hub/fork interface takes steering precision over the top.



# ROUGHNECK

## SPECIFICATIONS

Frame	Triple-butted 6061 air-formed aluminum, 1.5 - 1 1/8" tapered head tube, 12x197mm rear hub spacing, post mount disc brakes, 100mm bottom bracket shell, rack mounts, internal cable routing, dropper seat post routing, replaceable derailleur hanger
Fork	Triple-butted 6061 air-formed aluminum, suspension corrected, tapered steerer, 15x150mm hub spacing, post-mount disc, rack/bottle mounts
Headset	FSA Orbit, Alloy cups
Wheels	Sun Ringle MuleFut 80 Comp, STR Tubeless Ready, 15x150 Front hub, 12x197 Rear hub, WheelSmith spokes, Brass nipples
Tires	Kenda Juggernaut Sport, 26 x 4.5", 60 tpi, folding
Derailleurs	Shimano Deore Shadow rear and Deore front
Shiftlevers	Shimano Deore, 2x10-speed
Chain	KMC X10 EPT (Anti-Rust), 10-speed
Cassette	Shimano HG50, 10-speed, 11-36T
Crankset	FSA Comet, 36/22T, 170mm (15"), 175mm (17-21")
BB Set	FSA MegaExo
Pedals	ATB alloy platform
Brakeset	TRP Spyke 2-piston Mechanical, 180mm front & 160mm rear 6-bolt rotors
Handlebar	Ritchey Trail, 740mm x 20mm rise
Stem	Ritchey Trail, 70mm (15"/17"), 90mm (19"/21")
Grips	Jamis Lock-On
Seat Post	Ritchey Trail Comp, 31.6 x 400mm
Saddle	WTB Volt Sport
Sizes	15", 17", 19", 21"
Color	Cosmic Dust
Weight	34.0 lbs



## UPGRADES/CHANGES FROM 2016

Ritchey Trail 740mm handlebars

Ritchey Trail Comp seatpost

## GEOMETRY

SIZE	TT EFFECTIVE	HT ANGLE	ST ANGLE	CHAINSTAY	WHEELBASE	BB DROP	HEADTUBE	STANDOVER	STACK	REACH
15	22.8 / 580	69°	73°	17.9 / 457	44.0 / 1118	2.4 / 60	3.9 / 100	29.3 / 744	23.1 / 586	15.8 / 401
17	23.6 / 600	69°	73°	17.9 / 457	44.8 / 1139	2.4 / 60	4.3 / 110	30.7 / 779	23.5 / 596	16.5 / 418
19	24.4 / 620	69°	73°	17.9 / 457	45.7 / 1160	2.4 / 60	4.9 / 125	32.1 / 816	24.0 / 610	17.1 / 434
21	25.2 / 640	69°	73°	17.9 / 457	46.5 / 1181	2.4 / 60	5.5 / 140	33.5 / 850	24.6 / 624	17.7 / 449







# 2017 DAKOTA SERIES

The Dakota series is the hardtail standard for high-speed racing or long, epic days on the trail. We've taken our years of experience manufacturing carbon fiber Dakar XCR dual suspension frames and Xenith road racing frames and applied it to the big-wheeled world of 29'ers.

## 29'er Geo

Its all in the numbers: a 70.5 degree headtube angle for fast responsive steering and stability at speed with no "flip/flop" feel. A 73 degree seat tube angle to puts the rider more directly over the pedals for an optimal pedaling position. With a cool, aggressively sloped top tube for the lowest possible standover on those large diameter wheels and a stiffer, more responsive frame.

## Dyad Fiber Lay-Up

The Dyad lay-up schedule employed on our Dakota frames utilizes two different types of high modulus carbon fibers, applied in specific sequences and angles to maximize strength, stiffness and ride quality in the lightest possible package. The Dyad Supreme lay-up on the Team results in a frame that is 20% lighter and 15% stiffer!

## FEA Optimized Fiber Design

We use powerful, state-of-the-art, composite manufacturing software to analyze and perfect our lay-up schedule. The result is optimal stiffness, greater durability and lighter weight.

## Why PressFit 30?

The larger 46mm bore diameter of the Press Fit 30 BB system increases the frame's bottom bracket shell providing a larger surface that increases frame strength. The key difference with Press Fit 30 is how the bearings are fitted into the frame. Bearings are housed in nylon cups that are pressed into the frame's bottom bracket shell. Like BB30, Press Fit 30 uses the same oversized bearing that is designed for 30mm spindle cranksets. Advantages of Press Fit 30: Improved bearing-to-shell interface, greater bearing durability and simple installation.

## One and Only

The 1 x11 drivetrain philosophy is to make it simpler, lighter and more durable. Specific chainring tooth profiles, clutch-type rear derailleurs and wide range cassettes are developed for an incredibly wide gear range and maximum control without the need to chain tensioning devices or guides.

## Why Thru Axles?

Securing the rear wheel to the frame by threading a 12mm axle into the rear drop-outs is not only safer, it's stiffer. The rear wheel tracks directly in line with the frame, for more precise handling, so you can go faster with more confidence. The increase in stiffness of a 15mm fork axle improves steering & handling significantly. It also puts less stress on the fork's internals, improving fork durability and performance. The hub drop outs provide a self centering feature for the wheel for fast, easy installation.

## Tapered Head Tube and Fork Steerer

Riding fast with control requires steering precision, which starts with the front of the bike. Stiffening this area results in less wheel deflection, more wheel control. A tapered 1 1/8" to 1 1/2" head tube and steerer serves up a significant increase in rough terrain tracking and stability without much of a weight penalty compared to standard 1 1/8" systems since the steer tube wall thickness can be reduced. Adding a 15mm QR thru-axle hub/fork interface takes steering precision over the top.

## Tubeless

Benefits of a tubeless set-up are reduced rotating weight and the ability to use lower inflation pressures for greater traction without the risk of pinch flats.

# DAKOTA TEAM

## SPECIFICATIONS

Frame	High Modulus Dyad Supreme carbon fiber, 1.5 - 1 1/8" tapered head tube, PressFit30 BB shell, High Direct Mount (HDM) front derailleur with internal cable routing, post mount disc brakes & 12x142 drop-outs, stainless steel chain stay protector, replaceable derailleur hanger, Rock Shox Maxle axle
Fork	Fox 32 Float Step Cast Factory Series 29" w/2-position remote & Open Mode Adjust, Kashima Coating, 15x110mm axle, air spring compression, rebound adjust, tapered alloy steerer, 100mm travel
Headset	FSA Orbit 1.5 Zero-Stack internal bearing, 8mm cone spacer
Wheels	Stan's NoTubes Crest MK3 Team 29" tubeless wheels, Neo Series 32H 15x110mm axle front and 12x142mm rear hubs, Sapim Custom Force spokes
Tires	Vittoria Peyote, 29 x 2.1", TNT tubeless
Derailleurs	SRAM XX1 Eagle, 12-speed
Shiftlevers	SRAM XX1 Eagle, 1x12-speed
Chain	SRAM XX1 Eagle, 12-speed
Cassette	SRAM XG-1295, 12-speed, 10-50T
Crankset	SRAM XX1 Eagle, 34T, 170mm (15"), 175mm (17"-21")
BB Set	Enduro® PressFit 30
Pedals	N/A
Brakeset	Shimano XTR M9020 Ice-Tech hydraulic disc, 180mm front & 160mm rear RT-86 Ice-Tech rotors
Handlebar	Ritchey Trail WCS Carbon 2x, 31.8 x 9" sweep x +/- 5mm rise x 710mm
Stem	Ritchey Trail WCS, 70mm (15"), 80mm (17"), 90mm (19"), 100mm (21")
Grips	Jamis Lock-On
Seat Post	Ritchey Trail WCS Carbon, 31.6 x 400mm
Saddle	WTB Volt Comp
Sizes	15", 17", 19", 21"
Color	Charcoal
Weight	20.0 lbs



Available as frameset

## TECH FEATURES

**nearnet**  
MOLDING

Equipped with  
**Enduro**  
PRESSFIT30BB

## UPGRADES/CHANGES FROM 2016

- Fox 32 Step Cast Factory Series fork
- SRAM XX1 Eagle 1x12 drivetrain
- Shimano XTR Ice-Tech brakes
- Stan's Crest MK3 wheelset
- Ritchey Trail cockpit

## REASONS TO UPGRADE FROM DAKOTA PRO

- High-modulus Dyad Supreme carbon
- Fox Factory Series fork
- Stan's Crest MK3 wheelset
- SRAM XX1 Eagle 1x12 drivetrain
- Shimano XTR Ice-Tech brakes

## GEOMETRY

SIZE	TT EFFECTIVE	HT ANGLE	ST ANGLE	CHAINSTAY	WHEELBASE	BB DROP	HEADTUBE	STANDOVER	STACK	REACH
15	22.6 / 575	70.5°	73°	17.2 / 438	42.0 / 1066	22.8 / 58	3.9 / 100	29.6 / 752	23.9 / 608	15.3 / 389
17	23.6 / 600	70.5°	73°	17.2 / 438	42.8 / 1088	22.8 / 58	4.3 / 110	29.7 / 755	24.3 / 618	16.1 / 410
19	24.4 / 620	70.5°	73°	17.2 / 438	43.8 / 1112	22.8 / 58	4.53 / 115	30.4 / 773	24.5 / 623	16.9 / 430
21	25.2 / 640	70.5°	73°	17.2 / 438	44.6 / 1132	22.8 / 58	5.1 / 130	32.2 / 817	25.1 / 638	17.5 / 445

# DAKOTA PRO

## SPECIFICATIONS

Frame	Mid Modulus Dyad Plus carbon fiber, 1.5 - 1 1/8" tapered head tube, PressFit30 BB shell, High Direct Mount (HDM) front derailleur with internal cable routing, post mount disc brakes & 12x142 drop-outs, stainless steel chain stay protector, replaceable derailleur hanger, Rock Shox Maxle axle
Fork	Fox 32 Float Step Cast Performance Series 29" w/3-position compression & lock-out, 15x110mm axle, air spring compression, rebound adjust, tapered alloy steerer, 100mm travel
Headset	FSA Orbit 1.5 Zero-Stack internal bearing, 8mm cone spacer
Wheels	DT Swiss M1900 Spline 29" tubeless wheels, 15x110mm front, 12x142mm rear
Tires	Vittoria Peyote, 29 x 2.1", folding
Derailleurs	Shimano SLX Shadow Plus, 11-speed
Shiftlevers	Shimano SLX, 1x11-speed
Chain	KMC X11-1 EPT (Anti-Rust), 11-speed
Cassette	Shimano M7000, 11-speed, 11-42T
Crankset	Shimano SLX, 32T, 170mm (15"), 175mm (17-21")
BB Set	Shimano External
Pedals	N/A
Brakeset	Shimano SLX hydraulic disc, 180mm front & 160mm rear RT70 centerlock rotors
Handlebar	Ritchey Trail 2X, 31.8 x 9" sweep x +/- 5mm rise x 720mm
Stem	Ritchey Trail, 70mm (15"), 80mm (17"), 90mm (19"), 100mm (21")
Grips	Jamis Lock-On
Seat Post	Ritchey Trail Comp, 31.6 x 400mm
Saddle	WTB Volt Comp
Sizes	15", 17", 19", 21"
Color	Gloss Carbon
Weight	22.25 lbs



## TECH FEATURES

**nearnet**  
MOLDING

Equipped with  
**Enduro**  
PRESS FIT 30BB

## UPGRADES/CHANGES FROM 2016

Fox 32 Step Cast Performance Series fork

DT Swiss M1900 Spline tubeless wheelset

Shimano SLX 1x11 drivetrain & brakes

Ritchey Trail cockpit

## REASONS TO UPGRADE FROM DAKOTA RACE

Fox Performance Series fork

DT Swiss M1900 Spline wheelset

Shimano SLX 1x11 drivetrain & brakes

## GEOMETRY

SIZE	TT EFFECTIVE	HT ANGLE	ST ANGLE	CHAINSTAY	WHEELBASE	BB DROP	HEADTUBE	STANDOVER	STACK	REACH
15	22.6 / 575	70.5°	73°	17.2 / 438	42.0 / 1066	22.8 / 58	3.9 / 100	29.6 / 752	23.9 / 608	15.3 / 389
17	23.6 / 600	70.5°	73°	17.2 / 438	42.8 / 1088	22.8 / 58	4.3 / 110	29.7 / 755	24.3 / 618	16.1 / 410
19	24.4 / 620	70.5°	73°	17.2 / 438	43.8 / 1112	22.8 / 58	4.53 / 115	30.4 / 773	24.5 / 623	16.9 / 430
21	25.2 / 640	70.5°	73°	17.2 / 438	44.6 / 1132	22.8 / 58	5.1 / 130	32.2 / 817	25.1 / 638	17.5 / 445

# DAKOTA RACE

## SPECIFICATIONS

Frame	Mid Modulus Dyad Plus carbon fiber, 1.5 - 1 1/8" tapered head tube, PressFit30 BB shell, High Direct Mount (HDM) front derailleur with internal cable routing, post mount disc brakes & 12x142 drop-outs, stainless steel chain stay protector, replaceable derailleur hanger, Formula axle
Fork	Rock Shox Recon Silver RL 29", Solo Air spring compression, lever actuated lockout, 15mm axle, tapered alloy steerer, external rebound adjust, 100mm travel
Headset	FSA Orbit 1.5 Zero-Stack internal bearing, 8mm cone spacer
Wheels	WTB ST i23 TCS 29" tubeless rims, Formula sealed bearing 6-bolt hubs, stainless spokes & brass nipples
Tires	Vittoria Peyote, 29 x 2.1", folding
Derailleurs	SRAM NX, 11-speed
Shiftlevers	SRAM NX, 1x11-speed
Chain	KMC X11-1 EPT (Anti-Rust), 11-speed
Cassette	SRAM 1130, 11-speed, 11-42T
Crankset	SRAM NX, 32T, 170mm (15"), 175mm (17-21")
BB Set	Enduro® PressFit 30
Pedals	N/A
Brakeset	Shimano Deore M506 hydraulic disc, 180mm front & 160mm rear RT56 6-bolt rotors
Handlebar	Ritchey Trail 2X, 31.8 x 9" sweep x +/- 5mm rise x 720mm
Stem	Ritchey Trail, 70mm (15"), 80mm (17"), 90mm (19"), 100mm (21")
Grips	Jamis Lock-On
Seat Post	Ritchey Trail Comp, 31.6 x 400mm
Saddle	WTB Volt Sport
Sizes	15", 17", 19", 21"
Color	Gloss Carbon
Weight	24.75 lbs



## TECH FEATURES

nearnet  
MOLDING

Equipped with  
Enduro

PRESSFIT30BB

## UPGRADES/CHANGES FROM 2016

SRAM NX 1x11 drivetrain

WTB ST i23 TCS 29" tubeless rims

Ritchey Trail cockpit

## GEOMETRY

SIZE	TT EFFECTIVE	HT ANGLE	ST ANGLE	CHAINSTAY	WHEELBASE	BB DROP	HEADTUBE	STANDOVER	STACK	REACH
15	22.6 / 575	70.5°	73°	17.2 / 438	42.0 / 1066	22.8 / 58	3.9 / 100	29.6 / 752	23.9 / 608	15.3 / 389
17	23.6 / 600	70.5°	73°	17.2 / 438	42.8 / 1088	22.8 / 58	4.3 / 110	29.7 / 755	24.3 / 618	16.1 / 410
19	24.4 / 620	70.5°	73°	17.2 / 438	43.8 / 1112	22.8 / 58	4.53 / 115	30.4 / 773	24.5 / 623	16.9 / 430
21	25.2 / 640	70.5°	73°	17.2 / 438	44.6 / 1132	22.8 / 58	5.1 / 130	32.2 / 817	25.1 / 638	17.5 / 445



# 2017 NEMESIS SERIES

Want a bike more capable than you are? This is the one. Nemesis is the perfect XC race weapon or 12-hour marathon bike. The 27.5" wheel size is not a compromise between 26" or 29": it's the best of both worlds. It rails singletrack, sticks to the trail on descents and climbs, excels on hardpack and in loose stuff, floats over trail chatter, you name it. It's the bike you never knew you always wanted.

## Dyad Fiber Lay-Up

The Dyad lay-up schedule employed on our Nemesis frames utilizes two different types of high modulus carbon fibers, applied in specific sequences and angles to maximize strength, stiffness and ride quality in the lightest possible package. The Dyad Supreme lay-up on the Nemesis Team results in a frame that is 20% lighter and 15% stiffer!

## FEA Optimized Fiber Design

We use powerful, state-of-the-art, composite manufacturing software to analyze and perfect our lay-up schedule. The result is optimal stiffness, greater durability and lighter weight.

## Spot-On Geometry

The aggressive frame angles of the Nemesis combined with a generous top tube length, delivers an ideal XC geometry. Pedaling and climbing are remarkably efficient. Handling is quick and nimble.

## Why PressFit 30?

The larger 46mm bore diameter of the Press Fit 30 BB system increases the frame's bottom bracket shell providing a larger welding surface for increased frame strength. The key difference with Press Fit 30 is how the bearings are fitted into the frame. Bearings are housed in nylon cups that are pressed into the frame's bottom bracket shell. Like BB30, Press Fit 30 uses the same bearing that is designed for 30mm spindle cranksets. Advantages of Press Fit 30: Improved bearing-to-shell interface, greater bearing durability and simple installation.

## Tapered Head Tube and Fork Steerer

Riding fast with control requires steering precision, which starts with the front of the bike. Stiffening this area results in less wheel deflection, more wheel control. Moving to a full 1.5" head tube and steerer would achieve this, but would add unnecessary weight and bulk. Not to mention 1.5" steer clamp stem choices are limited. But a tapered 1 1/8" to 1 1/2" head tube and steerer serves up a significant increase in rough terrain tracking and stability without much of a weight penalty compared to standard 1 1/8" systems since the steer tube wall thickness can be reduced.

## Why Thru Axles?

Securing the rear wheel to the frame by threading a 12mm axle into the rear drop-outs is not only safer, it's stiffer. The rear wheel tracks directly in line with the frame, for more precise handling, so you can go faster with more confidence. The increase in stiffness of a 15mm fork axle improves steering & handling significantly. It also puts less stress on the fork's internals, improving fork durability and performance. The hub drop outs provide a self centering feature for the wheel for fast, easy installation.

## Tubeless

Benefits of a tubeless set-up are reduced rotating weight and the ability to use lower inflation pressures for greater traction without the risk of pinch flats.

## One and Only

The 1 x 11 drivetrain philosophy is to make it simpler, lighter and more durable. Specific chainring tooth profiles, clutch-type rear derailleurs and wide range cassettes are developed for an incredibly wide gear range and maximum control without the need to chain tensioning devices or guides.



# NEMESIS TEAM

## SPECIFICATIONS

Frame	High Modulus Dyad Supreme carbon fiber, 1.5 - 1 1/8" tapered head tube, PressFit30 BB shell, High Direct Mount (HDM) front derailleur with internal cable routing, post mount disc brakes & 12x142mm drop-out, stainless steel chain stay protector, replaceable derailleur hanger, Rock Shox Maxle axle
Fork	Fox 32 Float Step Cast Factory Series 27.5" w/2-position remote & Open Mode Adjust, Kashima Coating, 15x110mm axle, air spring compression, rebound adjust, tapered alloy steerer, 100mm travel
Headset	FSA Orbit 1.5 Zero-Stack internal bearing, 8mm cone spacer
Wheels	Stan's NoTubes Crest MK3 Team 27.5" tubeless wheels, Neo Series 32H 15x110mm axle front and 12x142mm rear hubs, Sapim Custom Force spokes
Tires	Vittoria Peyote, 27.5 x 2.1", TNT tubeless
Derailleurs	SRAM XX1 Eagle, 12-speed
Shiftlevers	SRAM XX1 Eagle, 1x12-speed
Chain	SRAM XX1 Eagle, 12-speed
Cassette	SRAM XG-1295, 12-speed, 10-50T
Crankset	SRAM XX1 Eagle, 34T, 170mm (15"), 175mm (17"-21")
BB Set	Enduro® PressFit 30
Pedals	N/A
Brakeset	Shimano XTR M9020 Ice-Tech hydraulic disc, 160mm front & rear RT-86 Ice-Tech rotors
Handlebar	Ritchey Trail WCS Carbon, 31.8 x 9" sweep x 15mm rise x 710mm
Stem	Ritchey Trail WCS, 80mm (15"), 90mm (17"), 100mm (19"), 110mm (21")
Grips	Jamis Lock-On
Seat Post	Ritchey Trail WCS Carbon, 31.6 x 400mm
Saddle	WTB Volt Comp
Sizes	15", 17", 19", 21"
Color	Carbon
Weight	20.0 lbs



Available as frameset

## TECH FEATURES

**nearnet**  
MOLDING

Equipped with  
**Enduro**  
PRESSFIT30BB

## UPGRADES/CHANGES FROM 2016

- Fox 32 Step Cast Factory Series fork
- SRAM XX1 Eagle 1x12 drivetrain
- Shimano XTR Ice-Tech brakes
- Stan's Crest MK3 wheelset
- Ritchey Trail cockpit

## REASONS TO UPGRADE FROM NEMESIS PRO

- High-modulus Dyad Supreme carbon
- Fox Factory Series fork
- Stan's Crest MK3 wheelset
- SRAM XX1 Eagle 1x12 drivetrain
- Shimano XTR Ice-Tech brakes
- Vittoria TNT tires

## GEOMETRY

SIZE	TT EFFECTIVE	HT ANGLE	ST ANGLE	CHAINSTAY	WHEELBASE	BB DROP	HEADTUBE	STANDOVER	STACK	REACH
15	22.1 / 560	70°	72.5°	17.1 / 435	41.1 / 1045	1.7 / 42.5	3.9 / 100	29.5 / 750	22.9 / 582	14.6 / 371
17	23.0 / 585	70°	72.5°	17.1 / 435	42.1 / 1070	1.7 / 42.5	4.3 / 110	30.9 / 785	23.3 / 591	15.5 / 393
19	23.8 / 605	70°	72.5°	17.1 / 435	43.0 / 1091	1.7 / 42.5	5.1 / 130	31.4 / 797	24.0 / 610	16.0 / 407
21	24.6 / 625	70°	72.5°	17.1 / 435	43.8 / 1112	1.7 / 42.5	5.5 / 140	32.1 / 815	24.4 / 619	16.7 / 424



# NEMESIS PRO

## SPECIFICATIONS

Frame	Mid Modulus Dyad Plus carbon fiber, 1.5 - 1 1/8" tapered head tube, PressFit30 BB shell, High Direct Mount (HDM) front derailleur with internal cable routing, post mount disc brakes & 12x142mm drop-out, stainless steel chain stay protector, replaceable derailleur hanger, Rock Shox maxle axle
Fork	Fox 32 Float Step Cast Performance Series 27.5" w/3-position compression & lock-out, 15x110mm axle, air spring compression, rebound adjust, tapered alloy steerer, 100mm travel
Headset	FSA Orbit 1.5 Zero-Stack internal bearing, 8mm cone spacer
Wheels	DT Swiss M1900 Spline 27.5" tubeless wheels, 15x110mm front, 12x142mm rear
Tires	Vittoria Peyote, 27.5 x 2.1", folding
Derailleurs	Shimano SLX Shadow Plus, 11-speed
Shiftlevers	Shimano SLX, 1x11-speed
Chain	KMC X11-1 EPT (Anti-Rust), 11-speed
Cassette	Shimano M7000, 11-speed, 11-42T
Crankset	Shimano SLX, 32T, 170mm (15"), 175mm (17-21")
BB Set	Shimano External
Pedals	N/A
Brakeset	Shimano SLX hydraulic disc, 160mm front & rear RT70 centerlock rotors
Handlebar	Ritchey Trail, 710mm x 20mm rise
Stem	Ritchey Trail, 80mm (15"), 90mm (17"), 100mm (19"), 110mm (21")
Grips	Jamis Lock-On
Seat Post	Ritchey Trail Comp, 31.6 x 400mm
Saddle	WTB Volt Comp
Sizes	15", 17", 19", 21"
Color	Carbon
Weight	21.75 lbs



## TECH FEATURES

**nearnet**  
MOLDING

Equipped with  
**Enduro**  
PRESS FIT 30BB

## UPGRADES/CHANGES FROM 2016

Fox 32 Step Cast Performance Series fork

DT Swiss M1900 Spline tubeless wheelset

Shimano SLX 1x11 drivetrain & brakes

Ritchey Trail cockpit

## REASONS TO UPGRADE FROM NEMESIS RACE

Fox Performance Series fork

DT Swiss M1900 Spline wheelset

Shimano SLX 1x11 drivetrain & brakes

## GEOMETRY

SIZE	TT EFFECTIVE	HT ANGLE	ST ANGLE	CHAINSTAY	WHEELBASE	BB DROP	HEADTUBE	STANDOVER	STACK	REACH
15	22.1 / 560	70°	72.5°	17.1 / 435	41.1 / 1045	1.7 / 42.5	3.9 / 100	29.5 / 750	22.9 / 582	14.6 / 371
17	23.0 / 585	70°	72.5°	17.1 / 435	42.1 / 1070	1.7 / 42.5	4.3 / 110	30.9 / 785	23.3 / 591	15.5 / 393
19	23.8 / 605	70°	72.5°	17.1 / 435	43.0 / 1091	1.7 / 42.5	5.1 / 130	31.4 / 797	24.0 / 610	16.0 / 407
21	24.6 / 625	70°	72.5°	17.1 / 435	43.8 / 1112	1.7 / 42.5	5.5 / 140	32.1 / 815	24.4 / 619	16.7 / 424

# NEMESIS RACE

## SPECIFICATIONS

Frame	Mid Modulus Dyad Plus carbon fiber, 1.5 - 1 1/8" tapered head tube, PressFit30 BB shell, High Direct Mount (HDM) front derailleur with internal cable routing, post mount disc brakes & 12x142 drop-outs, stainless steel chain stay protector, replaceable derailleur hanger, Formula axle
Fork	Rock Shox Recon Silver RL 27.5", Solo Air spring compression, lever actuated lockout, 15mm axle, tapered alloy steerer, external rebound adjust, 100mm travel
Headset	FSA Orbit 1.5 Zero-Stack internal bearing, 8mm cone spacer
Wheels	WTB ST i23 TCS 27.5" tubeless rims, Formula sealed bearing 6-bolt hubs, stainless spokes & brass nipples
Tires	Vittoria Peyote, 27.5 x 2.1", folding
Derailleurs	SRAM NX, 11-speed
Shiftlevers	SRAM NX, 1x11-speed
Chain	KMC X11-1 EPT (Anti-Rust), 11-speed
Cassette	SRAM 1130, 11-speed, 11-42T
Crankset	SRAM NX, 32T, 170mm (15"), 175mm (17-21")
BB Set	Enduro® PressFit 30
Pedals	N/A
Brakeset	Shimano Deore M506 hydraulic disc, 160mm RT56 6-bolt rotors
Handlebar	Ritchey Trail, 710mm x 20mm rise
Stem	Ritchey Trail, 80mm (15"), 90mm (17"), 100mm (19"), 110mm (21")
Grips	Jamis Lock-On
Seat Post	Ritchey Trail Comp, 31.6 x 400mm
Saddle	WTB Volt Sport
Sizes	15", 17", 19", 21"
Color	Carbon
Weight	24.5 lbs



## TECH FEATURES



## UPGRADES/CHANGES FROM 2016

- SRAM NX 1x11 drivetrain
- WTB ST i23 TCS 29" tubeless rims
- Ritchey Trail cockpit

## GEOMETRY

SIZE	TT EFFECTIVE	HT ANGLE	ST ANGLE	CHAINSTAY	WHEELBASE	BB DROP	HEADTUBE	STANDOVER	STACK	REACH
15	22.1 / 560	70°	72.5°	17.1 / 435	41.1 / 1045	1.7 / 42.5	3.9 / 100	29.5 / 750	22.9 / 582	14.6 / 371
17	23.0 / 585	70°	72.5°	17.1 / 435	42.1 / 1070	1.7 / 42.5	4.3 / 110	30.9 / 785	23.3 / 591	15.5 / 393
19	23.8 / 605	70°	72.5°	17.1 / 435	43.0 / 1091	1.7 / 42.5	5.1 / 130	31.4 / 797	24.0 / 610	16.0 / 407
21	24.6 / 625	70°	72.5°	17.1 / 435	43.8 / 1112	1.7 / 42.5	5.5 / 140	32.1 / 815	24.4 / 619	16.7 / 424



# 2017 DAKAR XC & HALO XC

Full suspension opens up a whole new world of speed and control off-road. Modernized with 27.5" hoops, this is the frame platform that's won us numerous industry accolades and Bike of the Year awards. Perfect rigs for the experienced rider who is looking to upgrade to their first dual suspension or for new riders looking for a head start in performance.

## XC mp2 suspension

The mp2 suspension system is active with a near vertical wheel axle travel path, plus excellent lateral & torsional stiffness for rear wheel tracking precision.

## Tapered Head Tube

Riding fast with control requires steering precision, which starts with the front of the bike. Stiffening this area results in less wheel deflection, more wheel control. A tapered 1 1/8" to 1 1/2" head tube serves up a significant increase in rough terrain tracking and stability without much of a weight penalty compared to standard 1 1/8" systems.

## Asymmetrical Chainstays

The XC's chainstays are asymmetrical, with an elevated straight stay on the non-drive side and a dropped curved stay on the drive side. The drive side must be dropped & curved to clear the front derailleur and chain, but running the non-drive side straight from the dropout to BB pivot reduces weight while significantly stiffening the rear triangle laterally. There's more tire clearance, too.

## Tubeless

Benefits of a tubeless set-up are reduced rotating weight and the ability to use lower inflation pressures for greater traction without the risk of pinch flats. WTB TCS rims feature a tubeless UST "On-Ramp" profile providing a consistent fit between the rim and the tire for easy installation and inflation.

## WTB Saddles

WTB has been producing mountain bike components for over thirty years. The Volt is the latest evolution in saddles. It has enough padding for all day riding comfort yet scant enough weights for XC competition.

## Stopping Power

Top-notch braking shouldn't break the bank. Shimano's M365 hydraulic brakes offer the power, the smooth modulation and all-day, all-conditions reliability.

## Rock Shox Suspension

The Dakar and Halo XC feature a Monarch R shock that offers adjustable rebound damping and a single valve air spring. It's light and easily adjusted to suit rider and riding style.

## Solid Parts Performance

The XC offers robust components chosen to ensure durable and consistent performance on every ride. This includes 100mm travel forks with 30mm stanchions, disc brakes, disc-specific rims, platform pedals and 31.8mm over-sized bars and stems.

## Vittoria

Vittoria has made a strong name for itself in the offroad world as Geax and its' Mezcal tire is versatile for all types of terrain with lower profile knobs in the center for low rolling resistance and side knobs for aggressive grip.



# DAKAR XC

## SPECIFICATIONS

Frame	6061 aluminum tubes with tapered head tube, gusseted down tube and asymmetrical chainstays, fully-active/mp2 suspension with 90mm rear travel, Rock Shox Monarch R air shock with rebound damping, replaceable derailleur hanger
Fork	Rock Shox 30 Silver TK 27.5", Coil spring, external rebound, TurnKey lockout, 30mm stanchions, magnesium lowers, 100mm travel
Headset	FSA Orbit 1.5 Zero-Stack internal cup, 8mm cone spacer
Wheels	WTB ST i23 TCS 27.5" tubeless rims, 32H, Formula alloy centerlock disc hubs, stainless spokes
Tires	Vittoria Mezcal, 27.5 x 2.25"
Derailleurs	Shimano Deore Shadow rear and Deore front
Shiftlevers	Shimano Deore, 2x10-speed
Chain	KMC X10, 10-speed
Cassette	Shimano HG50, 10-speed, 11-36T
Crankset	Shimano Deore, 38/24T, 170mm (15"), 175mm (17-21")
BB Set	Shimano External
Pedals	ATB alloy platform
Brakeset	Shimano M365 hydraulic disc, RT30 centerlock 160mm rotors
Handlebar	Ritchey Trail, 31.8 x 20mm rise x 710mm
Stem	Ritchey Trail, 70mm (15"), 80mm (17"), 90mm (19"), 100mm (21")
Grips	Jamis Lock-On
Seat Post	Ritchey Trail Comp, 31.6 x 400mm
Saddle	WTB Volt Sport
Sizes	15", 17", 19", 21"
Color	Palladium
Weight	32.0 lbs



## UPGRADES/CHANGES FROM 2016

Rock Shox 30 Silver fork

Shimano Deore 2x10 drivetrain

WTB ST i23 TCS tubeless rims

Vittoria Mezcal 2.25" tires

Ritchey Trail cockpit

## GEOMETRY

SIZE	TT EFFECTIVE	HT ANGLE	ST ANGLE	CHAINSTAY	WHEELBASE	BB DROP	HEADTUBE	STANDOVER
15	22.2 / 565	70°	74°	17.5 / 445	42.9 / 1089	0.94 / 24	3.9 / 100	30.1 / 765
17	23.0 / 585	70°	74°	17.5 / 445	43.7 / 1110	0.94 / 24	4.3 / 110	31.0 / 787
19	23.8 / 605	70°	74°	17.5 / 445	44.5 / 1130	0.94 / 24	4.7 / 120	32.5 / 825
21	24.6 / 625	70°	74°	17.5 / 445	45.3 / 1151	0.94 / 24	5.1 / 130	32.6 / 828

# HALO XC

## SPECIFICATIONS

Frame	6061 aluminum tubes with tapered head tube, gusseted down tube and asymmetrical chainstays, fully-active/mp2 suspension with 90mm rear travel, Rock Shox Monarch R air shock with rebound damping, replaceable derailleur hanger
Fork	Rock Shox 30 Silver TK 27.5", Coil spring, external rebound, TurnKey lockout, 30mm stanchions, magnesium lowers, 100mm travel
Headset	FSA Orbit 1.5 Zero-Stack internal cup, 8mm cone spacer
Wheels	WTB ST i23 TCS 27.5" tubeless rims, 32H, Formula alloy centerlock disc hubs, stainless spokes
Tires	Vittoria Mezcal, 27.5 x 2.25"
Derailleurs	Shimano Deore Shadow rear and Deore front
Shiftlevers	Shimano Deore, 2x10-speed
Chain	KMC X10, 10-speed
Cassette	Shimano HG50, 10-speed, 11-36T
Crankset	Shimano Deore, 38/24T, 170mm (15"), 175mm (17-21")
BB Set	Shimano External
Pedals	ATB alloy platform
Brakeset	Shimano M365 hydraulic disc, RT30 centerlock 160mm rotors
Handlebar	Ritchey Trail, 31.8 x 20mm rise x 690mm
Stem	Ritchey Trail, 60mm (14"), 70mm (16"), 80mm (18")
Grips	Jamis Lock-On
Seat Post	Ritchey Trail Comp, 31.6 x 400mm
Saddle	WTB Volt Sport w/Luxe Zone Cut-Out
Sizes	14", 16", 18"
Color	Pure White
Weight	32.0 lbs



## TECH FEATURES

*Femme*

## UPGRADES/CHANGES FROM 2016

Rock Shox 30 Silver fork

Shimano Deore 2x10 drivetrain

WTB ST i23 TCS tubeless rims

Vittoria Mezcal 2.25" tires

Ritchey Trail cockpit

## GEOMETRY

SIZE	TT EFFECTIVE	HT ANGLE	ST ANGLE	CHAINSTAY	WHEELBASE	BB DROP	HEADTUBE	STANDOVER
14	21.2 / 540	70°	74°	17.5 / 445	41.9 / 1064	0.94 / 24	3.9 / 100	29.0 / 738
16	22.1 / 560	70°	74°	17.5 / 445	42.7 / 1085	0.94 / 24	4.1 / 105	29.9 / 761
18	22.9 / 580	70°	74°	17.5 / 445	43.5 / 1105	0.94 / 24	4.3 / 110	31.1 / 791

# 2017 DURANGO SERIES

These may be the most affordable 29'ers in our stable, but there's nothing entry-level about the performance of these bikes. We've taken all new frame styling and married it to our proven Dakota geometry. Best-in-Class performance and Big Hoops doesn't have to mean Big Bucks and the Durango 29 Expert, Comp and Sport prove it.

## **Durango Frame Design**

The Durango frame features a sloping top tube that optimizes stand-over clearance while adding great looks at the same time. The oversized down tube and head tube to offer plenty of strength, stiffness and fork crown clearance.

## **Pedaling Platform**

The aluminum frame on the Durango is beefed up to include a larger 34.9mm seat tube, which allows us to spec an over-sized 31.6mm seat post. The larger diameter post flexes less, providing a firmer pedaling platform.

## **Dual Water Bottle Mounts**

Every Durango offers two water bottle mounts located inside the main frame. This provides excellent hydration capacity in an easily accessible position.

## **Top Tube Cable Routing**

Running the cables up under the top tube keeps cables and housing out of the muck for more precise and reliable shifting performance.

## **Complete Shimano System**

Fully integrated shifting systems offer the most precise and reliable performance. That's why all of our Durango models feature Shimano shifters, front and rear derailleurs, cassettes and cranksets.

## **Zero Stack Internal Headset**

Durangos feature a Zero Stack internal headset that places both the cups and bearings inside the head tube instead of outside. This reduces the total stack height (including the head tube), which is especially beneficial on big wheeled bikes. The larger diameter head tube also provides a larger weld interface at the critical head/top/down tube junction.

## **Replaceable Derailleur Hanger**

Because it's much easier and much less expensive to replace a derailleur hanger than it is to repair or replace a frame, every Durango frame offers a replaceable derailleur hanger designed to yield in a crash before the frame does.







# DURANGO EXPERT

## SPECIFICATIONS

Frame	6061 aluminum main tubes, over-sized seat tube, zero-stack head tube, over-sized stays, replaceable derailleur hanger
Fork	RST Omega TNL 29", coil spring with Turn-n-Lock hydraulic lock out, external preload adjustor, 32mm stanchions, magnesium lowers, 100mm travel
Headset	Zero-stack internal cup threadless, 15mm cone spacer
Wheels	Alex TD26 29" rims, 32H, alloy 6-bolt disc hubs, stainless spokes
Tires	CST Patrol, 29 x 2.25"
Derailleurs	Shimano Acera rear and Acera front
Shiftlevers	Shimano Acera, 3x9-speed
Chain	KMC Z99, 9-speed
Cassette	Shimano HG20, 9-speed, 11-34T
Crankset	Shimano M3000, 40/30/22T, 170mm (15") 175mm (17"-21")
BB Set	Sealed cartridge
Pedals	ATB platform, hi-impact resin
Brakeset	Tektro M285 hydraulic disc, 160mm rotors
Handlebar	Jamis XC flat, 31.8 x 700mm
Stem	Jamis XC alloy threadless, 31.8 x 10" rise x 70mm (15"), 70mm (17), 90mm (19"), 90mm (21")
Grips	Kraton
Seat Post	Jamis alloy micro-adjust, 31.6 x 400mm
Saddle	Jamis ATB Sport, SL cover, protective front and rear guards
Sizes	15", 17", 19", 21"
Color	Cosmo Blue
Weight	32.25 lbs



## UPGRADES/CHANGES FROM 2016

Updated frame design!

Tektro M285 hydraulic brakeset

CST Patrol 2.25" tires

## REASONS TO UPGRADE FROM DURANGO COMP

RST Omega TNL fork with 32mm stanchions

Shimano 3x9-speed drivetrain

## GEOMETRY

SIZE	TT EFFECTIVE	HT ANGLE	ST ANGLE	CHAINSTAY	WHEELBASE	BB DROP	HEADTUBE	STANDOVER
15	22.6 / 575	71°	73°	17.7 / 450	42.3 / 1074	2.2 / 57	4.1 / 105	30.2 / 767
17	23.6 / 600	71°	72.5°	17.7 / 450	43.0 / 1093	2.2 / 57	4.3 / 110	30.9 / 785
19	24.4 / 620	70°	72°	17.7 / 450	44.0 / 1118	2.2 / 57	4.3 / 110	32.2 / 818
21	25.2 / 640	70°	72°	17.7 / 450	44.8 / 1139	2.2 / 57	4.7 / 120	33.1 / 842

# DURANGO COMP

## SPECIFICATIONS

Frame	6061 aluminum main tubes, over-sized seat tube, zero-stack head tube, over-sized stays, replaceable derailleur hanger
Fork	RST Blaze TNL 29", coil spring with Turn-n-Lock hydraulic lock out, external preload adjuster, 30mm stanchions, aluminum lowers, 100mm travel
Headset	Zero-stack internal cup threadless, 15mm cone spacer
Wheels	Alex TD26 29" rims, 32H, alloy 6-bolt disc hubs, stainless spokes
Tires	CST Patrol, 29 x 2.25"
Derailleurs	Shimano Acera rear and M190 front
Shiftlevers	Shimano M310, 3x8-speed
Chain	KMC Z7, 8-speed
Cassette	Shimano HG20, 8-speed, 12-32T
Crankset	Shimano TY501, 42/34/24T, 170mm (15") 175mm (17"-21")
BB Set	Sealed cartridge
Pedals	ATB platform, hi-impact resin
Brakeset	Tektro M285 hydraulic disc, 160mm rotors
Handlebar	Jamis XC flat, 31.8 x 700mm
Stem	Jamis XC alloy threadless, 31.8 x 10" rise x 70mm (15"), 70mm (17), 90mm (19"), 90mm (21")
Grips	Kraton
Seat Post	Jamis alloy micro-adjust, 31.6 x 400mm
Saddle	Jamis ATB Sport, SL cover, protective front and rear guards
Sizes	15", 17", 19", 21"
Color	Gloss Black
Weight	32.5 lbs



## UPGRADES/CHANGES FROM 2016

- Updated frame design!
- Shimano TY-501 crankset
- Tektro M285 hydraulic brakeset
- CST Patrol 2.25" tires

## REASONS TO UPGRADE FROM DURANGO SPORT

- RST Blaze with TNL lockout
- Tektro hydraulic brakeset
- Shimano TY-501 crankset
- Shimano Acera RD and M310 shifters

## GEOMETRY

SIZE	TT EFFECTIVE	HT ANGLE	ST ANGLE	CHAINSTAY	WHEELBASE	BB DROP	HEADTUBE	STANDOVER
15	22.6 / 575	71°	73°	17.7 / 450	42.3 / 1074	2.2 / 57	4.1 / 105	30.2 / 767
17	23.6 / 600	71°	72.5°	17.7 / 450	43.0 / 1093	2.2 / 57	4.3 / 110	30.9 / 785
19	24.4 / 620	70°	72°	17.7 / 450	44.0 / 1118	2.2 / 57	4.3 / 110	32.2 / 818
21	25.2 / 640	70°	72°	17.7 / 450	44.8 / 1139	2.2 / 57	4.7 / 120	33.1 / 842

# DURANGO SPORT

## SPECIFICATIONS

Frame	6061 aluminum main tubes, over-sized seat tube, zero-stack head tube, over-sized stays, replaceable derailleur hanger
Fork	RST Blaze ML 29", coil spring with mechanical lock out, external preload adjustor, 30mm stanchions, aluminum lowers, 100mm travel
Headset	Zero-stack internal cup threadless, 15mm cone spacer
Wheels	Alex TD26 29" rims, 32H, alloy 6-bolt disc hubs, stainless spokes
Tires	CST Patrol, 29 x 2.25"
Derailleurs	Shimano TX800 rear and M190 front
Shiftlevers	Shimano EF500, EasyFire Plus, 3x8-speed
Chain	KMC Z7, 8-speed
Cassette	Shimano HG20, 8-speed, 12-32T
Crankset	Shimano TY-301, 42/34/24T, 170mm (15") 175mm (17"-21")
BB Set	Sealed cartridge
Pedals	ATB platform, hi-impact resin
Brakeset	Tektro M280 mechanical disc, 160mm rotors and Shimano levers
Handlebar	Jamis XC flat, 31.8mm x 700mm
Stem	Jamis XC alloy threadless, 31.8 x 10° rise x 70mm (15"), 70mm (17"), 90mm (19"), 90mm (21")
Grips	Kraton
Seat Post	Jamis alloy micro-adjust, 31.6 x 400mm
Saddle	Jamis ATB Sport, SL cover, protective front and rear guards
Sizes	15", 17", 19", 21"
Color	Gloss Black or Pure Lime
Weight	32.5 lbs



Pure Lime

## UPGRADES/CHANGES FROM 2016

- Updated frame design!
- Shimano EF-500 shifters/brake levers
- Shimano TY-301 crankset
- CST Patrol 2.25" tires



Gloss Black

## GEOMETRY

SIZE	TT EFFECTIVE	HT ANGLE	ST ANGLE	CHAINSTAY	WHEELBASE	BB DROP	HEADTUBE	STANDOVER
15	22.6 / 575	71°	73°	17.7 / 450	42.3 / 1074	2.2 / 57	4.1 / 105	30.2 / 767
17	23.6 / 600	71°	72.5°	17.7 / 450	43.0 / 1093	2.2 / 57	4.3 / 110	30.9 / 785
19	24.4 / 620	70°	72°	17.7 / 450	44.0 / 1118	2.2 / 57	4.3 / 110	32.2 / 818
21	25.2 / 640	70°	72°	17.7 / 450	44.8 / 1139	2.2 / 57	4.7 / 120	33.1 / 842

# 2017 TRAIL X & HELIX SERIES

Building great recreational-level bikes that ride much like (and look a lot like) our hi-end bikes is a passion at Jamis. And no bikes showcase our commitment to do just that better than these. The Trail X and Helix chassis emphasizes all-day performance and the handling's quick and sure without being overly darty. But make no mistake, if you want to throw down, they more than able to keep up with 27.5" wheels, precise shifting drivetrains and incredibly powerful disc or linear pull brakes.

## Frame Materials

Lightweight and strong 6061 series aluminum tubing, featuring oversized & tapered tubing for increased frame stiffness.

## Zero Stack Internal Headset

A Zero Stack internal headset places both the cups and bearings inside the head tube instead of outside. This reduces the total stack height (including the head tube), which is beneficial on larger wheeled bikes. The larger diameter head tube also provides a larger weld interface at the critical head/top/down tube junction.

## Pedaling Platform

The aluminum frame of the Trail X and Helix is beefed up to include a larger 34.9mm seat tube, which allows us to spec an over-sized 31.6mm seat post. The larger diameter post flexes less, providing a firmer pedaling platform.

## Full Shimano Shifting System.

Fully integrated shifting systems offer the most precise and reliable performance. That's why our Trail X and Helix models all offer Shimano shifters, Shimano front and rear derailleurs and Shimano cassettes or freewheels.

## Top Tube Cable Routing

Running the cables up under the top tube keeps cables and housing out of the muck for more precise and reliable shifting performance.

## Dual Water Bottle Mounts

Most of our Trail X sizes offer two water bottle mounts located inside the main frame. This provides excellent hydration capacity in an easily accessible position.

## Alex TD26 Disc-Specific Rims.

Disc hubs twist during braking. This twisting increases "pull" load on the nipples in the spoke bed. The Alex TD26 spoke bed on the rims specified on Expert, Comp and Sport is cleverly reinforced to resist disc brake torque and prevent spokes & nipples from shearing.

## Replaceable Derailleur Hanger.

Because it's much easier and much less expensive to replace a derailleur hanger than it is to repair or replace a frame, every Trail X and Helix frame offers a replaceable derailleur hanger designed to yield in a crash before the frame does.



# TRAIL X EXPERT

## SPECIFICATIONS

Frame	6061 aluminum main tubes, over-sized seat tube, zero-stack head tube, over-sized stays, replaceable derailleur hanger
Fork	RST Omega TNL 27.5", coil spring with Turn-n-Lock hydraulic lock out, external preload adjustor, 32mm stanchions, magnesium lowers, 100mm travel
Headset	Zero-stack internal cup threadless, 15mm cone spacer
Wheels	Alex TD26 27.5" rims, 32H, alloy 6-bolt disc hubs, stainless spokes
Tires	CST Patrol, 27.5 x 2.25"
Derailleurs	Shimano Acera rear and front
Shiftlevers	Shimano Acera M3000, 3x9-speed
Chain	KMC Z99, 9-speed
Cassette	Shimano HG20, 9-speed, 11-34T
Crankset	Shimano M3000, 40/30/22T, 170mm (15") 175mm (17"-21")
BB Set	Sealed cartridge
Pedals	ATB platform, hi-impact resin
Brakeset	Tektro M285 hydraulic disc, 160mm rotors
Handlebar	Jamis XC riser, 31.8 x 20mm rise x 680mm
Stem	Jamis XC alloy threadless, 31.8 x 10" rise x 70mm (15"), 90mm (17"), 90mm (19"), 110mm (21")
Grips	Kraton
Seat Post	Jamis alloy micro-adjust, 31.6 x 350mm (15") 400mm (17"-21")
Saddle	Jamis ATB Sport, SL cover, protective front and rear guards
Sizes	15", 17", 19", 21"
Color	Gloss Black
Weight	31.5 lbs



## UPGRADES/CHANGES FROM 2016

Updated frame design!

CST Patrol 2.25" tires

Tektro M285 brakeset

## REASONS TO UPGRADE FROM TRAIL X COMP

RST Omega TNL 27.5" fork

Shimano Acera 3x9-speed drivetrain

## GEOMETRY

SIZE	TT EFFECTIVE	HT ANGLE	ST ANGLE	CHAINSTAY	WHEELBASE	BB DROP	HEADTUBE	STANDOVER
15	22.0 / 559	70°	72.5°	17.1 / 435	41.3 / 1048	1.8 / 46	3.9 / 100	28.7 / 730
17	23.3 / 585	70°	72.5°	17.1 / 435	42.3 / 1075	1.8 / 46	4.3 / 110	30.2 / 766
19	23.8 / 605	70°	72.5°	17.1 / 435	43.1 / 1095	1.8 / 46	5.1 / 130	31.4 / 798
21	24.6 / 625	70°	72.5°	17.1 / 435	43.9 / 1116	1.8 / 46	5.5 / 140	32.7 / 831



# TRAIL X COMP

## SPECIFICATIONS

Frame	6061 aluminum main tubes, over-sized seat tube, zero-stack head tube, over-sized stays, replaceable derailleur hanger
Fork	RST Blaze TNL 27.5", coil spring with Turn-n-Lock hydraulic lock out, external preload adjustor, 30mm stanchions, aluminum lowers, 100mm travel
Headset	Zero-stack internal cup threadless, 15mm cone spacer
Wheels	Alex TD26 27.5" rims, 32H, alloy 6-bolt disc hubs, stainless spokes
Tires	CST Patrol, 27.5 x 2.25"
Derailleurs	Shimano Acera rear and M190 front
Shiftlevers	Shimano M310, 3x8-speed
Chain	KMC Z7, 8-speed
Cassette	Shimano HG20, 8-speed, 12-32T
Crankset	Shimano TY-501, 42/34/24T, 170mm (15") 175mm (17"-21")
BB Set	Sealed cartridge
Pedals	ATB platform, hi-impact resin
Brakeset	Tektro M285 hydraulic disc, 160mm rotors
Handlebar	Jamis XC riser, 31.8 x 20mm rise x 680mm
Stem	Jamis XC alloy threadless, 31.8 x 10" rise x 70mm (15"), 90mm (17"), 90mm (19"), 110mm (21")
Grips	Kraton
Seat Post	Jamis alloy micro-adjust, 31.6 x 350mm (15") 400mm (17"-21")
Saddle	Jamis ATB Sport, SL cover, protective front and rear guards
Sizes	15", 17", 19", 21"
Color	Gloss Black or Pure Lime
Weight	31.75 lbs



Pure Lime



Gloss Black

## UPGRADES/CHANGES FROM 2016

Updated frame design!

CST Patrol 2.25" tires

Tektro M285 brakeset

Shimano TY-501 crankset

## REASONS TO UPGRADE FROM TRAIL X SPORT

RST Blaze TNL fork

Tektro hydraulic disc brakes

## GEOMETRY

SIZE	TT EFFECTIVE	HT ANGLE	ST ANGLE	CHAINSTAY	WHEELBASE	BB DROP	HEADTUBE	STANDOVER
15	22.0 / 559	70°	72.5°	17.1 / 435	41.3 / 1048	1.8 / 46	3.9 / 100	28.7 / 730
17	23.3 / 585	70°	72.5°	17.1 / 435	42.3 / 1075	1.8 / 46	4.3 / 110	30.2 / 766
19	23.8 / 605	70°	72.5°	17.1 / 435	43.1 / 1095	1.8 / 46	5.1 / 130	31.4 / 798
21	24.6 / 625	70°	72.5°	17.1 / 435	43.9 / 1116	1.8 / 46	5.5 / 140	32.7 / 831

# TRAIL X SPORT

## SPECIFICATIONS

Frame	6061 aluminum main tubes, over-sized seat tube, zero-stack head tube, over-sized stays, replaceable derailleur hanger
Fork	RST Gila ML 27.5", coil spring with mechanical lock out, external preload adjustor, 28mm stan-chions, aluminum lowers, 100mm travel
Headset	Zero-stack internal cup threadless, 15mm cone spacer
Wheels	Alex TD26 27.5" rims, 32H, alloy 6-bolt disc hubs, stainless spokes
Tires	CST Patrol, 27.5 x 2.25"
Derailleurs	Shimano TX800 rear and M190 front
Shiftlevers	Shimano EF500, EasyFire Plus, 3x8-speed
Chain	KMC Z7, 8-speed
Cassette	Shimano HG20, 8-speed, 12-32T
Crankset	Shimano TY-301, 42/34/24T, 170mm (15") 175mm (17"-21")
BB Set	Sealed cartridge
Pedals	ATB platform, hi-impact resin
Brakeset	Tektro M280 mechanical disc, 160mm rotors and Shimano levers
Handlebar	Jamis XC riser, 31.8 x 20mm rise x 680mm
Stem	Jamis XC alloy threadless, 31.8 x 10" rise x 70mm (15"), 90mm (17"), 90mm (19"), 110mm (21")
Grips	Kraton
Seat Post	Jamis alloy micro-adjust, 31.6 x 350mm (15") 400mm (17"-21")
Saddle	Jamis ATB Sport, SL cover, protective front and rear guards
Sizes	15", 17", 19", 21"
Color	Inferno or Gloss Black
Weight	31.0 lbs



Inferno

## UPGRADES/CHANGES FROM 2016

- Updated frame design!
- Shimano TY-301 crankset
- CST Patrol 2.25" tires
- Shimano EF-500 shifter/brake levers

## REASONS TO UPGRADE FROM TRAIL X

- RST Gila ML fork
- 24-speed drivetrain
- Tektro disc brakes
- Oversized 31.8 handlebar & stem

## GEOMETRY

SIZE	TT EFFECTIVE	HT ANGLE	ST ANGLE	CHAINSTAY	WHEELBASE	BB DROP	HEADTUBE	STANDOVER
15	22.0 / 559	70°	72.5°	17.1 / 435	41.3 / 1048	1.8 / 46	3.9 / 100	28.7 / 730
17	23.3 / 585	70°	72.5°	17.1 / 435	42.3 / 1075	1.8 / 46	4.3 / 110	30.2 / 766
19	23.8 / 605	70°	72.5°	17.1 / 435	43.1 / 1095	1.8 / 46	5.1 / 130	31.4 / 798
21	24.6 / 625	70°	72.5°	17.1 / 435	43.9 / 1116	1.8 / 46	5.5 / 140	32.7 / 831



Gloss Black

# TRAIL X

## SPECIFICATIONS

Frame	6061 aluminum main tubes, over-sized seat tube, zero-stack head tube, over-sized stays, replaceable derailleur hanger
Fork	RST Gila 27.5", coil spring, external preload adjustor, 28mm stanchions, aluminum lowers, 100mm travel
Headset	Zero-stack internal cup threadless, 15mm cone spacer
Wheels	Alex ACE-17 double-wall alloy rims, 32H, heavy-duty ATB hubs with QR, stainless spokes
Tires	CST Patrol, 27.5 x 2.25"
Derailleurs	Shimano TX35 rear and TX50 front
Shiftlevers	Shimano EF41, 3x7-speed
Chain	KMC Z51, 7-speed
Cassette	Shimano TZ31, 7-speed, 14-34T
Crankset	Forged alloy crank, 42/34/24T, 170mm (15") 175mm (17"-21")
BB Set	Sealed cartridge
Pedals	ATB platform, hi-impact resin
Brakeset	Alloy linear pull type with Shimano levers
Handlebar	Jamis XC riser, 25.4 x 20mm rise x 620mm
Stem	Jamis XC alloy threadless, 25.4 x 15° rise x 75mm (15"), 90mm (17"), 90mm (19"), 105mm (21")
Grips	Kraton
Seat Post	Jamis alloy micro-adjust, 31.6 x 350mm (15") 400mm (17"-21")
Saddle	Jamis ATB Sport, SL cover, protective front and rear guards
Sizes	15", 17", 19", 21"
Color	Cosmo Blue or Gloss Black
Weight	31.0 lbs



Cosmo Blue

## UPGRADES/CHANGES FROM 2016

Updated frame design!

CST Patrol 2.25" tires



Gloss Black

## GEOMETRY

SIZE	TT EFFECTIVE	HT ANGLE	ST ANGLE	CHAINSTAY	WHEELBASE	BB DROP	HEADTUBE	STANDOVER
15	22.0 / 559	70°	72.5°	17.1 / 435	41.3 / 1048	1.8 / 46	3.9 / 100	28.7 / 730
17	23.3 / 585	70°	72.5°	17.1 / 435	42.3 / 1075	1.8 / 46	4.3 / 110	30.2 / 766
19	23.8 / 605	70°	72.5°	17.1 / 435	43.1 / 1095	1.8 / 46	5.1 / 130	31.4 / 798
21	24.6 / 625	70°	72.5°	17.1 / 435	43.9 / 1116	1.8 / 46	5.5 / 140	32.7 / 831

# HELIX COMP

## SPECIFICATIONS

Frame	6061 aluminum main tubes, over-sized seat tube, zero-stack head tube, over-sized stays, replaceable derailleur hanger
Fork	RST Blaze TNL 27.5", coil spring with Turn-n-Lock hydraulic lock out, external preload adjustor, 30mm stanchions, aluminum lowers, 100mm travel
Headset	Zero-stack internal cup threadless, 15mm cone spacer
Wheels	Alex TD26 27.5" rims, 32H, alloy 6-bolt disc hubs, stainless spokes
Tires	CST Patrol, 27.5 x 2.25"
Derailleurs	Shimano Acera rear and M190 front
Shiftlevers	Shimano M310, 3x8-speed
Chain	KMC Z7, 8-speed
Cassette	Shimano HG20, 8-speed, 12-32T
Crankset	Shimano TY501, 42/34/24T, 170mm (14"/16") 175mm (18")
BB Set	Sealed cartridge
Pedals	ATB platform, hi-impact resin
Brakeset	Tektro M286 hydraulic disc, 160mm rotors
Handlebar	Jamis XC riser, 31.8 x 20mm rise x 660mm
Stem	Jamis XC alloy threadless, 31.8 x 10" rise x 70mm (14"), 70mm (16"), 90mm (18")
Grips	Kraton
Seat Post	Jamis alloy micro-adjust, 31.6 x 350mm (14") 400mm (16"/18")
Saddle	Jamis ATB Sport Women's, SL cover, protective front and rear guards
Sizes	14", 16", 18"
Color	Gloss Black
Weight	31.25 lbs



## TECH FEATURES

*Femme*

## UPGRADES/CHANGES FROM 2016

- CST Patrol 2.25" tires
- Tektro M285 brakeset
- Shimano TY-501 crankset

## REASONS TO UPGRADE FROM HELIX SPORT

- RST Blaze TNL fork
- Tektro hydraulic disc brakes

## GEOMETRY

SIZE	TT EFFECTIVE	HT ANGLE	ST ANGLE	CHAINSTAY	WHEELBASE	BB DROP	HEADTUBE	STANDOVER
14	21.2 / 540	70°	72.5°	17.1 / 435	40.5 / 1029	1.8 / 46	4.1 / 105	26.3 / 668
16	22.1 / 560	70°	72.5°	17.1 / 435	41.3 / 1050	1.8 / 46	4.3 / 110	27.7 / 704
18	22.9 / 580	70°	72.5°	17.1 / 435	42.1 / 1070	1.8 / 46	4.7 / 120	28.9 / 731

# HELIX SPORT

## SPECIFICATIONS

Frame	6061 aluminum main tubes, over-sized seat tube, zero-stack head tube, over-sized stays, replaceable derailleur hanger
Fork	RST Gila ML 27.5", coil spring with mechanical lock out, external preload adjustor, 28mm stan-chions, aluminum lowers, 100mm travel
Headset	Zero-stack internal cup threadless, 15mm cone spacer
Wheels	Alex TD26 27.5" rims, 32H, alloy 6-bolt disc hubs, stainless spokes
Tires	CST Patrol, 27.5 x 2.25"
Derailleurs	Shimano TX800 rear and M190 front
Shiftlevers	Shimano EF500, EasyFire Plus, 3x8-speed
Chain	KMC Z7, 8-speed
Cassette	Shimano HG20, 8-speed, 12-32T
Crankset	Shimano TY-301, 42/34/24T, 170mm (14"/16") 175mm (18")
BB Set	Sealed cartridge
Pedals	ATB platform, hi-impact resin
Brakeset	Tektro M280 mechanical disc, 160mm rotors and Shimano levers
Handlebar	Jamis XC riser, 31.8 x 20mm rise x 660mm
Stem	Jamis XC alloy threadless, 31.8 x 10" rise x 70mm (14"), 70mm (16"), 90mm (18")
Grips	Kraton
Seat Post	Jamis alloy micro-adjust, 31.6 x 350mm (14") 400mm (16"/18")
Saddle	Jamis ATB Sport Women's, SL cover, protective front and rear guards
Sizes	14", 16", 18"
Color	Seabreeze or Black Ice
Weight	30.25 lbs



Seabreeze



Black Ice

## TECH FEATURES

*Femme*

## UPGRADES/CHANGES FROM 2016

Shimano TY-301 crankset  
CST Patrol 2.25" tires  
Shimano EF-500 shifter/brake levers

## REASONS TO UPGRADE FROM HELIX

RST Gila ML fork  
24-speed drivetrain  
Tektro disc brakes  
Oversized 31.8 handlebar & stem

## GEOMETRY

SIZE	TT EFFECTIVE	HT ANGLE	ST ANGLE	CHAINSTAY	WHEELBASE	BB DROP	HEADTUBE	STANDOVER
14	21.2 / 540	70°	72.5°	17.1 / 435	40.5 / 1029	1.8 / 46	4.1 / 105	26.3 / 668
16	22.1 / 560	70°	72.5°	17.1 / 435	41.3 / 1050	1.8 / 46	4.3 / 110	27.7 / 704
18	22.9 / 580	70°	72.5°	17.1 / 435	42.1 / 1070	1.8 / 46	4.7 / 120	28.9 / 731

# HELIX

## SPECIFICATIONS

Frame	6061 aluminum main tubes, over-sized seat tube, zero-stack head tube, over-sized stays, replaceable derailleur hanger
Fork	RST Gila 27.5", coil spring, external preload adjustor, 28mm stanchions, aluminum lowers, 100mm travel
Headset	Zero-stack internal cup threadless, 15mm cone spacer
Wheels	Alex ACE-17 double-wall alloy rims, 32H, heavy-duty ATB hubs with QR, stainless spokes
Tires	CST Patrol, 27.5 x 2.25"
Derailleurs	Shimano TX35 rear and TX50 front
Shiftlevers	Shimano EF41, 3x7-speed
Chain	KMC Z51, 7-speed
Cassette	Shimano TZ31, 7-speed, 14-34T
Crankset	Forged alloy crank, 42/34/24T, 170mm (14"/16") 175mm (18")
BB Set	Sealed cartridge
Pedals	ATB platform, hi-impact resin
Brakeset	Alloy linear pull type with Shimano levers
Handlebar	Jamis XC riser, 25.4 x 20mm rise x 620mm
Stem	Jamis XC alloy threadless, 25.4 x 15° rise x 75mm (14"), 75mm (16"), 90mm (18")
Grips	Kraton
Seat Post	Jamis alloy micro-adjust, 31.6 x 350mm (14") 400mm (16"/18")
Saddle	Jamis ATB Sport Women's, SL cover, protective front and rear guards
Sizes	14", 16", 18"
Color	Aspen Sky or Ultraviolet
Weight	30.25 lbs



Ultraviolet

## TECH FEATURES

## CHANGES/UPGRADES FROM 2016

CST Patrol 2.25" tires

*Femme*

## GEOMETRY

SIZE	TT EFFECTIVE	HT ANGLE	ST ANGLE	CHAINSTAY	WHEELBASE	BB DROP	HEADTUBE	STANDOVER
14	21.2 / 540	70°	72.5°	17.1 / 435	40.5 / 1029	1.8 / 46	4.1 / 105	26.3 / 668
16	22.1 / 560	70°	72.5°	17.1 / 435	41.3 / 1050	1.8 / 46	4.3 / 110	27.7 / 704
18	22.9 / 580	70°	72.5°	17.1 / 435	42.1 / 1070	1.8 / 46	4.7 / 120	28.9 / 731



Aspen Sky







# 2017 XENITH SERIES

As good as it gets is never good enough at Jamis...and our newly redesigned disc brake edition Xenith proves it. The Xenith was already a multiple award-winning, race-vanquishing powerhouse that Team Jamis—Sutter Home did not want us to tamper with. But our engineers and designers weren't content with today's accolades and podiums when tomorrow's beckoned. The development effort on this bike was not just about adding disc brakes; it was about re-designing the Xenith to make it even better. The result? A radically new frame and fork design, and wholly new manufacturing process, which combined deliver the lightest, stiffest, most aero road bike we have ever produced.

## SST for the Right Ride

Size specific tubing optimizes ride quality and assures the lightest possible weight for each frame size. SST engineering applies not only to the main frame – our 56, 58 and 61cm frames are designed with top and down tubes 10% larger than on the 44 – 54cm -- but to the seat stays as well. The result is a bike that handles precisely, accelerates explosively and offers compliance for EVERY rider.

## The Disc Revolution is here

We are all-in. Disc brake technology provides superior stopping and safer braking no matter the conditions. They offer increased control and better modulation as you vary from being at-speed to slowing down or stopping. They are significantly less affected by rain and wet conditions, and eliminate any rim heat build-up that can come with caliper brakes. Gone is the need to be concerned with carbon rim deformation. Whether the streets of NYC or LA, or long and winding open roads, the control and safety that comes with disc brakes will only heighten the experience that comes with a riding a Jamis.

## Modular Thru-axle System (MTS).

Jamis' MTS system increases the 12mm thru-axle fit-range by offering multiple aluminum inserts designed to accommodate the various threaded thru-axes produced by any number of hub and fork makers.

## Tapered, Tri-Oval Tubing Profiles

The top and down tubes of the Xenith frame are tapered and tri-ovalized for optimal stiffness in the lightest possible package. This tubing design orients the axis of each of the ovals to increase lateral and torsional stiffness while optimizing vertical compliance in the precise location it is needed.

## Ride Tuned Seatstays

Having chainstay-mounted disc brakes frees the seatstays from their traditional role of brakes reinforcement. So we can focus on designing and tuning the seatstays for their primary purpose: ride compliance and torsional stability.

## BB386 EVO Shell

The BB386 EVO bottom bracket design amplifies the benefits of the proven BB30 system. It takes the lighter, stiffer 30mm alloy spindle from the BB30 design, incorporates press-fit bearing cups instead of direct-fit bearings and marries both to a wider 86.5mm BB shell. All without changing Q-factor. Why a wider shell? It allows us to increase the diameter of our seat and down tubes at the BB shell a full 30%, for increased stiffness where you really need it. We can also optimize chainstay design with an increased diameter that does not crowd the rear tire and allows extra room for a 28C.

## Asymmetrical Chainstays

Chainstay design is critical for the efficient transfer of power from pedal to wheel. But simply beefing up the entire area to prevent frame flex under pedaling torque and disc brake forces can yield unnecessary weight gain and stiffness. The Xenith chainstay design maximizes stiffness while minimizing weight through asymmetrical design - the driveside chainstay is 15% larger and 30% stiffer to offset drivetrain induced flex.

## We ACE'ed It

Every 2017 Xenith is equipped with our new Adaptive Cable Entry (ACE) system that allows our frames to cleanly manage the internal routing of brake and derailleur cables or electronic Di2 wiring. Xenith models specified with standard cable-actuated drivetrains will be outfitted with ACE plates with integrated cable stops. But we also include with every bike an extra set of ACE plates for Di2 wiring should you ever wish to make the jump to electronic shifting.

## Near Net SPV Molding

We've taken our revolutionary Near Net dual-molding manufacturing process, that utilizes both silicone and polystyrene internal cores to support the frame shape while it is being pressurized within the steel mold, and added a vacuum purge procedure before molding that compresses and eliminates all air between carbon plies. Compaction is absolutely optimized. Not only is weight reduced while stiffness and strength are increased, but over-reliance on fragile and harsh-riding super-high modulus fiber is minimized. The result is lighter, faster, stiffer, stronger frame that simply rides better. A dual-molding manufacturing process that yields near perfect compaction, and eliminates fiber wash and wrinkles during the molding process.



# XENITH TEAM

## SPECIFICATIONS

Frame	Jamis Road carbon fiber monocoque Dyad Elite M30/T700, FEA optimized Near Net SPV molding process, SST tubing diameters, oversized seat tube, 1.5 - 1 1/8" head tube with carbon bearing races, EVO386 carbon BB shell, ACE internal cable routing compatible for both Di2 wires or traditional cables, rider tuned twin seat stays, oversized asymmetrical chainstays with flat mount disc brake mounts, 12x142 thru-axle with Jamis MTS (Modular Thru-axle System), carbon drop outs with replaceable alloy FD mount and RD hanger
Fork	Jamis Road Disc carbon fiber, FEA optimized Near Net SPV molding process, 1.5" hollow formed crown, monocoque one-piece forming technology, flat mount disc brakes with internal cable, 12mm Jamis MTS (Modular Thru-axle System) with carbon dropouts
Headset	Ritchey Pro Drop-In, sealed bearing with nylon upper compression ring, 1.5 - 1 1/8"
Wheels	American Classic Argent Tubeless Centerlock 11-speed wheelset, 24H, 30mm rim height with 23x19mm width, AC High-Low/Micro 58 hubs with stainless steel cartridge bearings and AC stainless steel bladed spokes, front 12mm/rear 12x142 Shimano thru axle
Tires	Vittoria Corsa Speed Open TLR Tubeless, 700 x 23c
Derailleurs	Shimano Dura Ace RD-R9100 rear and Dura Ace FD-R9100 braze-on front
Shiftlevers	Shimano Dura Ace ST-R9120 Dual Control STI, 22-speed
Chain	Shimano Dura-Ace CN-HG901
Cassette	Shimano Dura Ace CS-R9100 11-speed, 11-28T
Crankset	Shimano Dura Ace FC-R9100, 52/36T, 170mm (48/51), 172.5mm (54/56), 175mm (58/61)
BB Set	Enduro PressFit 30 and Wheels MFG EVO adaptors
Pedals	N/A
Brakeset	Shimano Dura Ace BR-R9170 flat mount hydraulic disc brakes with resin pads, Centerlock Ice Tech Freeza front 160mm/rear 140mm rotors with Shimano ST-R9120 Dual Control STI levers
Handlebar	Ritchey WCS Logic Curve, 7050 triple-buttet aluminum, 31.8 x 400mm (48/51), 420mm (54/56), 440mm (58/61)
Stem	Ritchey WCS C-220, 3D net forged 2015 alloy, 6" x 90mm (48/51), 100mm (54/56), 120mm (58/61)
Grips	Fizik Microtex Supertight Glossy Fluo tape
Seat Post	Ritchey Carbon, 31.6 x 350mm with Jamis 7075-AL CNC aluminum 1-bolt seat post clamp
Saddle	Fizik Arione R5 with intergrated clip system and manganese rails
Sizes	48, 51, 54, 56, 58, 61cm
Color	Gloss Carbon
Weight	16.5 lbs



## TECH FEATURES



## UPGRADES/CHANGES FROM 2016

- Redesigned Xenith flat mount disc brake frame with 12mm Jamis MTS (Modular Thru-axle System)
- Redesigned Xenith flat mount disc brake fork with 12mm Jamis MTS (Modular Thru-axle System)
- Shimano Dura Ace R9100 group
- Shimano Dura Ace BR-R9170 flat mount hydraulic disc brakes with Centerlock Ice Tech Freeza 160/140mm rotors

## REASONS TO UPGRADE FROM XENITH PRO

- Shimano Dura Ace R9100 group
- Vittoria Open Corsa CX, 700 x 23c tires
- Ritchey WCS cockpit
- Shimano Dura Ace BR-R9170 flat mount hydraulic disc brakes with Centerlock Ice Tech Freeza 160/140mm rotors

## GEOMETRY

SIZE	TT EFFECTIVE	HT ANGLE	ST ANGLE	CHAINSTAY	WHEELBASE	FORK RAKE	BB DROP	HEADTUBE	STANDOVER	STACK	REACH
48	20.27 / 515	71.5°	73°	16.34 / 415	38.11 / 968	1.97 / 50	2.67 / 68	3.94 / 100	28.07 / 713	19.53 / 496	14.29 / 363
51	20.83 / 529	72°	73°	16.34 / 415	38.54 / 979	1.97 / 50	2.67 / 68	4.72 / 120	29.17 / 741	20.35 / 517	14.61 / 371
54	21.42 / 544	73°	73°	16.34 / 415	38.46 / 977	1.69 / 43	2.67 / 68	5.51 / 140	30.08 / 764	21.34 / 542	14.88 / 378
56	22.24 / 565	73°	73°	16.34 / 415	39.29 / 998	1.69 / 43	2.67 / 68	6.30 / 160	30.71 / 780	22.09 / 561	15.51 / 394
58	22.83 / 580	73°	73°	16.34 / 415	39.88 / 1013	1.69 / 43	2.67 / 68	7.09 / 180	31.38 / 797	22.83 / 580	15.83 / 402
61	23.23 / 590	73°	73°	16.34 / 415	40.31 / 1024	1.69 / 43	2.67 / 68	7.87 / 200	32.08 / 815	23.58 / 599	16.02 / 407

# XENITH PRO

## SPECIFICATIONS

Frame	Jamis Road carbon fiber monocoque Dyad Elite M30/T700, FEA optimized Near Net SPV molding process, SST tubing diameters, oversized seat tube, 1.5 - 1 1/8" head tube with carbon bearing races, EVO386 carbon BB shell, ACE internal cable routing compatible for both Di2 wires or traditional cables, rider tuned twin seat stays, oversized asymmetrical chainstays with flat mount disc brake mounts, 12x142 thru-axle with Jamis MTS (Modular Thru-axle System), carbon drop outs with replaceable alloy FD mount and RD hanger
Fork	Jamis Road Disc carbon fiber, FEA optimized Near Net SPV molding process, 1.5" hollow formed crown, monocoque one-piece forming technology, flat mount disc brakes with internal cable, 12mm Jamis MTS (Modular Thru-axle System) with carbon dropouts
Headset	Ritchey Pro Drop-In, sealed bearing with nylon upper compression ring, 1 1/8"-1.5"
Wheels	American Classic Argent Tubeless Centerlock 11-speed wheelset, 24H, 30mm rim height with 23x19mm width, AC High-Low/Micro 58 hubs with stainless steel cartridge bearings and AC stainless steel bladed spokes, front 12mm/rear 12x142 thru axle
Tires	Vittoria Rubino Pro, 700 x 23c, folding
Derailleurs	Shimano Dura Ace RD-R9100 rear and Dura Ace FD-R9100 braze-on front
Shiftlevers	Shimano ST-RS685 Dual Control STI, 22-speed
Chain	Shimano Dura-Ace CN-HG901
Cassette	Shimano Dura Ace CS-R9100 11-speed, 11-28T
Crankset	Shimano Dura Ace FC-R9100, 50/34T, 170mm (48/51), 172.5mm (54/56), 175mm (58/61)
BB Set	Enduro PressFit 30 and Wheels MFG EVO adaptors
Pedals	N/A
Brakeset	Shimano BR-RS805 flat mount hydraulic disc brakes with resin pads, Centerlock Ice Tech 160mm rotors with Shimano ST-RS685 Dual Control STI levers
Handlebar	Ritchey Comp EVO Curve, 7075 triple-buttet aluminum, 31.8 x 400mm (48/51), 420mm (54/56), 440mm (58/61)
Stem	Ritchey Comp 4-Axis 44, 3D net forged 6061, 6" x 90mm (48/51), 100mm (54/56), 120mm (58/61)
Grips	Fizik Microtex Superlight Soft Touch tape
Seat Post	Ritchey Carbon, 31.6 x 350mm with Jamis 7075-AL CNC aluminum 1-bolt seat post clamp
Saddle	Fizik Arione R7 with integrated clip system and manganese rails
Sizes	48, 51, 54, 56, 58, 61cm
Color	Gloss Carbon
Weight	16.75 lbs



## TECH FEATURES

nearnet  
SPV

SST

ACE

EVO386

Equipped with  
Enduro

## UPGRADES/CHANGES FROM 2016

Redesigned Xenith flat mount disc brake frame with 12mm Jamis MTS (Modular Thru-axle System)

Redesigned Xenith flat mount disc brake fork with 12mm Jamis MTS (Modular Thru-axle System)

Dura-Ace 9100 Group, 50/34 crankset, 11-28 cassette

Shimano ST-RS685/BR-RS805 Disc Brake System

American Classic Argent Tubeless Centerlock 12mm TA

## REASONS TO UPGRADE FROM XENITH PRO

Jamis Road Dyad Elite carbon disc brake frame with 12mm Jamis MTS (Modular Thru-axle System)

Dura-Ace 9100 Group, 50/34 crankset, 11-28 cassette

American Classic Argent Tubeless Centerlock 12mm TA

Vittoria Rubino Pro Tire

Ritchey Carbon seatpost

## GEOMETRY

SIZE	TT EFFECTIVE	HT ANGLE	ST ANGLE	CHAINSTAY	WHEELBASE	FORK RAKE	BB DROP	HEADTUBE	STANDOVER	STACK	REACH
48	20.27 / 515	71.5°	73°	16.34 / 415	38.11 / 968	1.97 / 50	2.67 / 68	3.94 / 100	28.07 / 713	19.53 / 496	14.29 / 363
51	20.83 / 529	72°	73°	16.34 / 415	38.54 / 979	1.97 / 50	2.67 / 68	4.72 / 120	29.17 / 741	20.35 / 517	14.61 / 371
54	21.42 / 544	73°	73°	16.34 / 415	38.46 / 977	1.69 / 43	2.67 / 68	5.51 / 140	30.08 / 764	21.34 / 542	14.88 / 378
56	22.24 / 565	73°	73°	16.34 / 415	39.29 / 998	1.69 / 43	2.67 / 68	6.30 / 160	30.71 / 780	22.09 / 561	15.51 / 394
58	22.83 / 580	73°	73°	16.34 / 415	39.88 / 1013	1.69 / 43	2.67 / 68	7.09 / 180	31.38 / 797	22.83 / 580	15.83 / 402
61	23.23 / 590	73°	73°	16.34 / 415	40.31 / 1024	1.69 / 43	2.67 / 68	7.87 / 200	32.08 / 815	23.58 / 599	16.02 / 407

# XENITH RACE

## SPECIFICATIONS

Frame	Jamis Road carbon fiber monocoque Dyad Plus T700/FRP, FEA optimized Near Net SPV molding process, SST tubing diameters, oversized seat tube, 1.5 - 1 1/8" head tube with carbon bearing races, EVO386 carbon BB shell, ACE internal cable routing compatible for both Di2 wires or traditional cables, rider tuned twin seat stays, oversized asymmetrical chainstays with flat mount disc brake mounts, 12x142 thru-axle with Jamis MTS (Modular Thru-axle System), carbon drop outs with replaceable alloy FD mount and RD hanger
Fork	Jamis Road Disc carbon composite, FEA optimized Near Net SPV molding process, 1.5" hollow formed crown, monocoque one-piece forming technology, flat mount disc brakes with internal cable, 12mm Jamis MTS (Modular Thru-axle System) with carbon dropouts
Headset	Ritchey Pro Drop-In, sealed bearing with nylon upper compression ring, 1.5 - 1 1/8"
Wheels	American Classic Victory 30 Centerlock disc tubeless 21-speed wheelset, 24H, 30mm rim height with 22.7x18.1 width, AC Victory 30 alloy hubs and bladed spokes, front 12mm/rear 12x142 thru-axle
Tires	Vittoria Zaffiro Pro Slick, 700 x 23c, folding
Derailleurs	Shimano Ultegra RD-6800 rear and Ultegra FD-6800 braze-on
Shiftlevers	Shimano ST-RS685 Dual Control STI, 22-speed
Chain	Shimano CN-HG701
Cassette	Shimano Ultegra CS-6800 11-speed, 11-28T
Crankset	Shimano Ultegra FC-6800, 50/34T, 170mm (48/51), 172.5mm (54/56), 175mm (58/61)
BB Set	Enduro PressFit 30 and Wheels MFG EVO adaptors
Pedals	N/A
Brakeset	Shimano BR-RS805 flat mount hydraulic disc brakes with resin pads, Centerlock Ice Tech 160mm rotors with Shimano ST-RS685 Dual Control STI levers
Handlebar	Ritchey Comp Logic Curve, 6061 double-buttet aluminum, 31.8 x 400mm (48/51), 420mm (54/56), 440mm (58/61)
Stem	Ritchey Comp 4-Axis, 3D net forged 6061 alloy, 6" x 90mm (48/51), 100mm (54/56), 120mm (58/61)
Grips	Fizik Microtex Superlight Soft Touch tape
Seat Post	Jamis carbon fiber micro-adjust, 31.6 x 300mm with 7075 aluminum 1-bolt seat post clamp
Saddle	Fizik Arione R7 with intergrated clip system and manganese rails
Sizes	48, 51, 54, 56, 58, 61cm
Color	Gloss Carbon
Weight	18 lbs



## TECH FEATURES



## UPGRADES/CHANGES FROM 2016

- Redesigned Xenith flat mount disc brake frame with 12mm Jamis MTS (Modular Thru-axle System)
- Redesigned Xenith flat mount disc brake fork with 12mm Jamis MTS (Modular Thru-axle System)
- American Classic Victory 30 Centerlock disc tubeless wheelset
- Shimano Ultegra RD-6800 rear derailleur
- Shimano BR-RS805 flat mount hydraulic disc brakes with Centerlock Ice Tech 160mm rotors

## REASONS TO UPGRADE FROM XENITH COMP

- Shimano Ultegra 11-speed group including crankset
- American Classic Victory 30 Centerlock disc tubeless 11-speed wheelset
- Shimano BR-RS805 flat mount hydraulic disc brakes with Centerlock Ice Tech 160mm rotors

## GEOMETRY

SIZE	TT EFFECTIVE	HT ANGLE	ST ANGLE	CHAINSTAY	WHEELBASE	FORK RAKE	BB DROP	HEADTUBE	STANDOVER	STACK	REACH
48	20.27 / 515	71.5°	73°	16.34 / 415	38.11 / 968	1.97 / 50	2.67 / 68	3.94 / 100	28.07 / 713	19.53 / 496	14.29 / 363
51	20.83 / 529	72°	73°	16.34 / 415	38.54 / 979	1.97 / 50	2.67 / 68	4.72 / 120	29.17 / 741	20.35 / 517	14.61 / 371
54	21.42 / 544	73°	73°	16.34 / 415	38.46 / 977	1.69 / 43	2.67 / 68	5.51 / 140	30.08 / 764	21.34 / 542	14.88 / 378
56	22.24 / 565	73°	73°	16.34 / 415	39.29 / 998	1.69 / 43	2.67 / 68	6.30 / 160	30.71 / 780	22.09 / 561	15.51 / 394
58	22.83 / 580	73°	73°	16.34 / 415	39.88 / 1013	1.69 / 43	2.67 / 68	7.09 / 180	31.38 / 797	22.83 / 580	15.83 / 402
61	23.23 / 590	73°	73°	16.34 / 415	40.31 / 1024	1.69 / 43	2.67 / 68	7.87 / 200	32.08 / 815	23.58 / 599	16.02 / 407

# XENITH COMP

## SPECIFICATIONS

Frame	Jamis Road carbon fiber monocoque Dyad Plus T700/FRP, FEA optimized Near Net SPV molding process, SST tubing diameters, oversized seat tube, 1.5 - 1 1/8" head tube with carbon bearing races, EVO386 carbon BB shell, ACE internal cable routing compatible for both Di2 wires or traditional cables, rider tuned twin seat stays, oversized asymmetrical chainstays with flat mount disc brake mounts, 12x142 thru-axle with Jamis MTS (Modular Thru-axle System), carbon drop outs with replaceable alloy FD mount and RD hanger
Fork	Jamis Road Disc carbon composite, FEA optimized Near Net SPV molding process, 1.5" hollow formed crown, monocoque one-piece forming technology, flat mount disc brakes with internal cable, 12mm Jamis MTS (Modular Thru-axle System) with carbon dropouts
Headset	FSA integrated, sealed bearing with nylon upper compression ring, 1.5 - 1 1/8"
Wheels	Alex ATD 470 disc specific rim with TCS (Tubeless Compatible System), 32H, Formula 6-bolt alloy hubs, 14g stainless steel spokes, front 12mm/rear 12x142 thru-axle
Tires	Vittoria Zaffiro Slick, 700 x 23c
Derailleurs	Shimano 105 RD-5800 rear and 105 FD-5800 braze-on
Shiftlevers	Shimano ST-RS505 Dual Control STI, 22-speed
Chain	Shimano CN-HG601
Cassette	Shimano 11-speed, 11-28T
Crankset	Shimano 105 FC-5800, 50/34T, 170mm (48/51), 172.5mm (54/56), 175mm (58/61)
BB Set	Enduro PressFit 30 and Wheels MFG EVO adaptors
Pedals	N/A
Brakeset	Shimano BR-RS505 flat mount hydraulic disc brakes with resin pads, Shimano 6-bolt 160mm rotors with Shimano ST-RS505 Dual Control STI levers
Handlebar	Ritchey Comp Logic, 6061 aluminum, 31.8 x 400mm (48/51) 420mm (54/56), 440mm (58/61)
Stem	Ritchey 4-Axis, 3D forged 6061 alloy, 6" x 90mm (48/51), 100mm (54/56), 120mm (58/61)
Grips	Fizik Microtex Superlight Soft Touch tape
Seat Post	Jamis carbon fiber micro-adjust, 31.6 x 300mm with Jamis 7075-AL CNC aluminum 1-bolt seat post clamp
Saddle	Fizik Arione R7 with integrated clip system and manganese rails
Sizes	48, 51, 54, 56, 58, 61cm
Color	Gloss Carbon
Weight	19.75 lbs



## TECH FEATURES

nearnet  
SPV

SST

ACE

EVO386

Equipped with  
Enduro

## UPGRADES/CHANGES FROM 2016

Redesigned Xenith flat mount disc brake frame with 12mm Jamis MTS (Modular Thru-axle System)

Redesigned Xenith flat mount disc brake fork with 12mm Jamis MTS (Modular Thru-axle System)

Alex ATD 470 disc specific rims with TCS (Tubeless Compatible System)

Shimano BR-RS505 hydraulic disc brakes with Shimano 160mm rotors

## REASONS TO UPGRADE FROM ICON ELITE

Redesigned Xenith flat mount disc brake monocoque carbon fiber frame with 12mm Jamis MTS (Modular Thru-axle System)

Enduro EVO PressFit 30 with Wheels MFG adaptors

## GEOMETRY

SIZE	TT EFFECTIVE	HT ANGLE	ST ANGLE	CHAINSTAY	WHEELBASE	FORK RAKE	BB DROP	HEADTUBE	STANDOVER	STACK	REACH
48	20.27 / 515	71.5°	73°	16.34 / 415	38.11 / 968	1.97 / 50	2.67 / 68	3.94 / 100	28.07 / 713	19.53 / 496	14.29 / 363
51	20.83 / 529	72°	73°	16.34 / 415	38.54 / 979	1.97 / 50	2.67 / 68	4.72 / 120	29.17 / 741	20.35 / 517	14.61 / 371
54	21.42 / 544	73°	73°	16.34 / 415	38.46 / 977	1.69 / 43	2.67 / 68	5.51 / 140	30.08 / 764	21.34 / 542	14.88 / 378
56	22.24 / 565	73°	73°	16.34 / 415	39.29 / 998	1.69 / 43	2.67 / 68	6.30 / 160	30.71 / 780	22.09 / 561	15.51 / 394
58	22.83 / 580	73°	73°	16.34 / 415	39.88 / 1013	1.69 / 43	2.67 / 68	7.09 / 180	31.38 / 797	22.83 / 580	15.83 / 402
61	23.23 / 590	73°	73°	16.34 / 415	40.31 / 1024	1.69 / 43	2.67 / 68	7.87 / 200	32.08 / 815	23.58 / 599	16.02 / 407







# 2017 ICON SERIES

We knew the Icon was a winner when we first introduced it four years ago and back-to-back Editor's Choice awards from Bicycling Magazine proved it. It's not too hard to figure out why. Never content to rest on our laurels, we have redesigned the ICON from the ground up for 2017. Every tube and detail--every aspect of the ICON was reconsidered and reworked.

## Frame Philosophy

The ICON series frame was modeled after our top-level Xenith. Think Xenith in butted aluminum instead of carbon fiber and you have the idea. We attempted to replicate EVERY attribute of the Xenith in the Icon and tested numerous protos on both our machines and the road repeatedly to get it right. From the precise and snappy handling in turns, to the out-of-saddle explosiveness in sprints, to the solid descent manners that inspire high-speed confidence. Combining the proven race-winning geometry of the Xenith with the durability and affordability of aluminum makes this an ideal CRIT bike, capable of delivering as much acceleration as you can provide the kick for.

## The Disc Revolution is here

We are all-in. Disc brake technology provides superior stopping and safer braking no matter the conditions. They offer increased control and better modulation as you vary from being at-speed to slowing down or stopping. They are significantly less affected by rain and wet conditions, and eliminate any rim heat build-up that can come with caliper brakes. Gone is the need to be concerned with carbon rim deformation. Whether the streets of NYC or LA, or long and winding open roads, the control and safety that comes with disc brakes will only heighten the experience that comes with a riding a Jamis.

## Modular Thru-axle System (MTS).

Jamis' MTS system increases the 12mm thru-axle fit-range by offering multiple aluminum inserts designed to accommodate the various threaded thru-axles produced by any number of hub and fork makers.

## ECO Rear Triangle

Enhanced Compliance Offset (ECO) is proven technology borrowed from our already unique Renegade and Ventura fork design. Those forward sweeping fork blades provide more vertical ride compliance than their standard road counterparts. Through our research we were able to adapt this same technology to the Icon's rear triangle. We created a custom dropout that moved the seatstays back several millimeters from rear axle center, and removed the rear brake bridge in a combined addressing of greater vertical compliance and lessening of road chatter. The ECO's result is a more comfortable and controlled ride without any compromise in torsional or lateral stiffness. Proven power transfer and precise immediacy in road connection, which is synonymous with last year's Icon, remains unchanged.

## Pedaling Platform

The ICON frame features a larger 34.9mm seat tube, which allows us to spec an over-sized 31.6mm seat post. That larger diameter post flexes less than a 27.2mm post, providing a firmer pedaling platform for faster climbs with less wasted energy. Though the flexy 27.2 post might seem to be a good choice as an offset to the firm ride qualities of aluminum, both the Icon Elite and Pro are spec'ed with 31.6mm carbon fiber seat posts to damp in-saddle road feedback, keeping you fresher, longer.

## Ride Quality

One of the Xenith attributes we could NOT replicate in the Icon was its ability to damp road vibrations. Aluminum is just not as competent in this area as carbon fiber. But for us, this was a plus. If there is any one word that defines the Icon ride, it's "immediate". Step on the pedals and you move NOW. Lean to carve a turn and you're ON IT like a freight train on tracks. There's an immediacy in your connection to the road on aluminum. With carbon fiber, you tend to feel a bit more insulated from the road. It's like listening to music with noise-cancelling headphones instead of LIVE. So while there's a slight trade-off in comfort in selecting aluminum for the Icon over carbon fiber, many riders prefer that immediate connectedness and the confidence that comes from knowing exactly where you are on the road. We still made sure the frame was designed with just enough "give" for daylong rides. But what you are really going to appreciate is its ruthless efficiency. This is speed stripped down to its essence.

## Synthesis is Small Batch

The Icon is not just a lighter, faster version of our aluminium Venturas. When we put this project on the design board, we knew we didn't just want to make a bike that could make a difference. We also wanted to MAKE it differently. Which is what Synthesis is all about: small batch manufacturing. A process that understands a great riding experience begins with a great building experience, one frame at a time.

## Tapered Head Tube and Steerer

By enlarging the bottom bearing of the head tube from 1 1/8" to 1.5", not only are head tube stiffness and steering precision increased, but we have sufficient room in the crown to produce a truly hollow fork from the dropout, up through the crown and steerer tube. It's significantly stronger and stiffer for precise steering while still providing the perfect amount of vertical compliance for comfort.

# ICON ELITE

## SPECIFICATIONS

Frame	Synthesis double-buttet 6061 aluminum tubeset, SST tubing diameters, 12x142 thru-axle with Jamis MTS (Modular Thru-axle System), butted chainstays with flat mount disc brake mounts, twin seat stays, 1.5 - 1 1/8" tapered head tube, Press Fit 30 BB shell, 34.9mm seat tube and replaceable derailleur hanger
Fork	Jamis Road Disc carbon fiber, FEA optimized Near Net SPV molding process, 1.5" hollow formed crown, monocoque one-piece forming technology, flat mount disc brakes with internal cable, 12mm Jamis MTS (Modular Thru-axle System) with stainless interface and carbon dropouts
Headset	Ritchey Pro Drop-In, sealed bearing with nylon upper compression ring, 1.5 - 1 1/8"
Wheels	American Classic Victory 30 Centerlock disc Tubeless 11-speed wheelset, 24H, 30mm rim height with 22.7x18.1 width, AC Victory 30 alloy hubs and bladed spokes, front 12mm/rear 12x142 thru-axle
Tires	Vittoria Rubino Pro, 700 x 23c, folding
Derailleurs	Shimano Ultegra RD-6800 rear and FD-6800 braze-on front with 34.9mm alloy clamp
Shiftlevers	Shimano ST-RS685 Dual Control STI, 22-speed
Chain	Shimano CN-HG701
Cassette	Shimano 11-speed, 11-28T
Crankset	Shimano Ultegra FC-6800, 52/36T, 165mm (44), 170mm (48/51), 172.5mm (54/56), 175mm (58/61)
BB Set	Enduro PressFit 30 with Wheels MFG adaptors
Pedals	N/A
Brakeset	Shimano BR-RS805 hydraulic disc brakes with resin pads, Centerlock Ice Tech 160mm rotors, with Shimano ST-RS685 Dual Control STI levers
Handlebar	Ritchey Comp Logic Curve, 6061 double-buttet aluminum, 31.8 x 380mm (44), 400mm (48/51), 420mm (54/56), 440mm (58/61)
Stem	Ritchey Comp 4-Axis, 3D net forged 6061 alloy, 6" x 80mm (44), 90mm (48/51), 100mm (54/56), 120mm (58/61)
Grips	Fizik Microtex Superlight Soft Touch tape
Seat Post	Jamis carbon fiber micro-adjust, 31.6 x 300mm with 7075 aluminum 1-bolt seat post clamp
Saddle	Fizik Arione R7, integrated clip system and manganese rails
Sizes	48, 51, 54, 56, 58, 61cm
Color	Charcoal
Weight	18.25 lbs



## TECH FEATURES



## UPGRADES/CHANGES FROM 2016

Redesigned ICON flat mount disc brake frame with 12mm Jamis MTS (Modular Thru-axle System)

Redesigned ICON flat mount disc brake fork with 12mm Jamis MTS (Modular Thru-axle System)

American Classic Victory 30 Centerlock disc tubeless wheelset

Shimano BR-RS805 hydraulic disc brakes with Shimano Centerlock Ice Tech 160mm rotors

## REASONS TO UPGRADE FROM ICON PRO

Shimano Ultegra 11-speed group including crankset

American Classic Victory 30 Disc Tubeless 11-speed wheelset with Vittoria Rubino Pro tires

Ritchey Comp 4-Axis stem and headset

Fizik Arione R7 saddle

Shimano BR-RS805 hydraulic disc brakes with Centerlock Ice Tech 160mm rotors

## GEOMETRY

SIZE	TT EFFECTIVE	HT ANGLE	ST ANGLE	CHAINSTAY	WHEELBASE	FORK RAKE	BB DROP	HEADTUBE	STANDOVER	STACK	REACH
48	20.27 / 515	71.5°	73°	16.34 / 415	38.11 / 968	1.97 / 50	2.69 / 68.5	3.94 / 100	28.15 / 715	19.53 / 496	14.30 / 363
51	20.82 / 529	72°	73°	16.34 / 415	38.54 / 979	1.97 / 50	2.69 / 68.5	4.72 / 120	29.33 / 745	20.35 / 517	14.61 / 371
54	21.42 / 544	73°	73°	16.34 / 415	38.46 / 977	1.69 / 43	2.69 / 68.5	5.51 / 140	30.16 / 766	21.31 / 541	14.90 / 379
56	22.24 / 565	73°	73°	16.34 / 415	39.29 / 998	1.69 / 43	2.69 / 68.5	6.30 / 160	30.90 / 785	22.07 / 561	15.50 / 394
58	22.83 / 580	73°	73°	16.34 / 415	39.88 / 1013	1.69 / 43	2.69 / 68.5	7.08 / 180	31.61 / 803	22.82 / 580	15.86 / 403
61	23.23 / 590	73°	73°	16.34 / 415	40.27 / 1023	1.69 / 43	2.69 / 68.5	7.87 / 200	32.28 / 820	23.57 / 599	16.02 / 407

# ICON PRO

## SPECIFICATIONS

Frame	Synthesis double-butted 6061 aluminum tubeset, SST tubing diameters, 12x142 thru-axle with Jamis MTS (Modular Thru-axle System), butted chainstays with flat mount disc brake mounts, twin seat stays, 1.5 - 1 1/8" tapered head tube, Press Fit 30 BB shell, 34.9mm seat tube and replaceable derailleur hanger
Fork	Jamis Road Disc carbon composite, FEA optimized Near Net SPV molding process, 1.5" hollow formed crown, monocoque one-piece forming technology, flat mount disc brakes with internal cable, 12mm Jamis MTS (Modular Thru-axle System) with stainless interface and carbon dropouts
Headset	FSA integrated, sealed bearing with nylon upper compression ring, 1.5 - 1 1/8"
Wheels	American Classic 2218 Tubeless 6-bolt Disc wheelset, 11-speed wheelset, 32H, 18mm rim height with 22.3x18 width, AC 6-bolt alloy hubs with round spokes, front 12mm/rear 12x142 thru-axle
Tires	Vittoria Zaffiro Slick, 700 x 23c, folding
Derailleurs	Shimano 105 RD-5800 rear and 105 FD-5800 braze-on front with 34.9mm alloy clamp
Shiftlevers	Shimano ST-RS505 Dual Control STI, 22-speed
Chain	Shimano CN-HG601
Cassette	Shimano 11-speed, 11-28T
Crankset	Shimano 105 FC-5800, 50/34T, 165mm (44), 170mm (48/51), 172.5mm (54/56), 175mm (58/61)
BB Set	Enduro PressFit 30 with Wheels MFG adaptors
Pedals	N/A
Brakeset	Shimano BR-RS505 hydraulic disc brakes with resin pads, Shimano 160mm rotors, with Shimano ST-RS505 Dual Control STI levers
Handlebar	Ritchey Comp Logic Curve, 6061 aluminum, 31.8 x 380mm (44), 400mm (48/51), 420mm (54/56), 440mm (58/61)
Stem	Ritchey 4-Axis, 3D forged 6061 alloy, 6" x 80mm (44), 90mm (48/51), 100mm (54/56), 120mm (58/61)
Grips	Fizik Microtex Superlight Soft Touch tape
Seat Post	Jamis carbon fiber micro-adjust, 31.6 x 300mm with Jamis 7075-AL CNC aluminum 1-bolt seat post clamp
Saddle	Selle Royal Seta S1 with integrated clip system
Sizes	48, 51, 54, 56, 58, 61cm
Color	Inferno
Weight	19.25 lbs



## TECH FEATURES



## UPGRADES/CHANGES FROM 2016

Redesigned ICON flat mount disc brake frame with 12mm Jamis MTS (Modular Thru-axle System)

Redesigned ICON flat mount disc brake fork with 12mm Jamis MTS (Modular Thru-axle System)

American Classic 2218 disc tubeless wheelset

Shimano BR-RS505 hydraulic disc brakes with 160mm rotors

## GEOMETRY

SIZE	TT EFFECTIVE	HT ANGLE	ST ANGLE	CHAINSTAY	WHEELBASE	FORK RAKE	BB DROP	HEADTUBE	STANDOVER	STACK	REACH
48	20.27 / 515	71.5°	73°	16.34 / 415	38.11 / 968	1.97 / 50	2.69 / 68.5	3.94 / 100	28.15 / 715	19.53 / 496	14.30 / 363
51	20.82 / 529	72°	73°	16.34 / 415	38.54 / 979	1.97 / 50	2.69 / 68.5	4.72 / 120	29.33 / 745	20.35 / 517	14.61 / 371
54	21.42 / 544	73°	73°	16.34 / 415	38.46 / 977	1.69 / 43	2.69 / 68.5	5.51 / 140	30.16 / 766	21.31 / 541	14.90 / 379
56	22.24 / 565	73°	73°	16.34 / 415	39.29 / 998	1.69 / 43	2.69 / 68.5	6.30 / 160	30.90 / 785	22.07 / 561	15.50 / 394
58	22.83 / 580	73°	73°	16.34 / 415	39.88 / 1013	1.69 / 43	2.69 / 68.5	7.08 / 180	31.61 / 803	22.82 / 580	15.86 / 403
61	23.23 / 590	73°	73°	16.34 / 415	40.27 / 1023	1.69 / 43	2.69 / 68.5	7.87 / 200	32.28 / 820	23.57 / 599	16.02 / 407

# 2017 NOVA CYCLOCROSS SERIES

Over the barriers, through the mud, to the podium we go. On a Supernova of course. The carbon fiber Team and Elite versions of this perennial CX winner are guaranteed to have you reigning in the wet and muddy stuff. And with a parts package identical to the Supernova Elite, so too will the aluminum Nova Pro. All three have been upgraded for 2016 to include 12 x 142mm thru-axle rear wheels so every watt your throw into the pedals pushes you to the podium faster.

## Near Net SPV Molding

We've taken our revolutionary Near Net dual-molding manufacturing process, that utilizes both silicone and polystyrene internal cores to support the frame shape while it is being pressurized within the steel mold, and added a vacuum purge procedure before molding that compresses and eliminates all air between carbon plies. Compaction is absolutely optimized. Not only is weight reduced while stiffness and strength are increased, but over-reliance on fragile and harsh-riding super-high modulus fiber is minimized. The result is lighter, faster, stiffer, stronger frame that simply rides better. A dual-molding manufacturing process that yields near perfect compaction and eliminates fiber wash and wrinkles during the molding process.

## SST for the Right Ride

Size specific tubing optimizes ride quality and assures the lightest possible weight for each frame size. Our 51cm Supernova frames are designed with top and down tubes 10% smaller than on the 54 and 56cm, which are in turn 10% smaller than on the 58 and 61cm. The result is a bike that has consistent performance characteristics across the size range, offering a ride that is virtually tuned for each and every rider.

## BB386 EVO Shell

The new BB386 EVO bottom bracket design takes the lighter, stiffer 30mm alloy spindle of the BB30 design, incorporates press fit bearing cups instead of direct fit bearings and marries it to a wider 86.5mm BB shell. All without changing Q-factor. Why a wider shell? It allows us to increase the diameter of our seat and down tubes at the BB shell a full 30%, for increased stiffness where you really need it. We can also optimize chainstay design with both increased diameters (stiffer!) and wider spacing (more tire clearance!)

## Portage Formed Top Tube

The Supernova and Nova Pro top tubes offer a portaging flat that is perfectly angled & positioned for comfortable carries.

## Internal Cable Guide System/Di2 Compatible

ACE is an Internal Cable Guide System that is companionable with mechanical or Di2 shifting as well as hydraulic or mechanical braking. In the muddy world of Cyclocross racing, nothing is unhappier than your cables and housing. Which is why we've routed them internally on the new Supernovas, and designed a completely enclosed BB guide to keep cables clear of the mud, assuring precise shifts and sure stops in the worst of conditions. And if you want to shift electronically, we've got you covered. Incorporated into our internal cable guide system are a few extra cable fittings that make the Supernova completely Di2 compatible.

## Disc Legal

If there's any bike that can benefit from the extra power of disc brakes and eliminating the rim sidewall from braking surface duties, it's a cyclocross bike. Just think about riding 15 - 20mph on a slippery course with half-frozen fingers and the power & modulation benefits of hydraulic disc brakes become readily apparent.

## 15mm Thru-Axle

The 15mm Thru-Axle on our Supernovas and Nova Pro offers the benefits of increased stiffness and a quick release system without any downside. Designed specifically to counter-act the stress and pull of disc brake torque, these forks won't drift when brakes are applied.

## 142 x 12mm Maxle Thru-Axle

Securing the rear wheel to the frame by threading it into the rear dropouts is not only safer, it's stiffer. Increasing the rear axle diameter from 10mm to 12mm makes it only stiffer still. The rear wheel tracks directly in line with the frame, for more precise handling, so you can go faster with more confidence. The 142mm hub dropouts provide a self-centering feature for the rear wheel for faster, easier installation.



# SUPERNOVA TEAM

## SPECIFICATIONS

Frame	Jamis CX Dyad Plus T700/FRP Monocoque Carbon Fiber Frame, 12x142 thru-axle, FEA optimized Near Net SPV molding process, formed down tube and top tube for comfortable portage with SST tubing diameters, oversized tapered seat tube, 1.5 - 1 1/8" head tube with carbon bearing races, EVO386 carbon BB shell, ACE internal cable routing compatible, rider tuned twin seat stays with post mount disc mounts and brake strut on non-driveside for vibration-free braking, asymmetrical chainstays, forged one-piece dropouts with replaceable alloy FD mount and RD hanger.
Fork	Jamis CX carbon fiber with 15mm Thru-axle, FEA optimized Near Net SPV molding process, 1.5" hollow formed crown, monocoque one-piece forming technology, post disc brake mounts with integrated carbon cable cradle with stainless axle interfaces
Headset	Ritchey Pro Logic Zero Drop In, sealed bearing with nylon upper compression ring, 1.5 - 1 1/8"
Wheels	American Classic Argent Tubeless 6-bolt 11-speed wheelset, 24H, 30mm rim height with 23x19mm width, AC High-Low/Micro 58 hubs with stainless steel cartridge bearings and AC stainless steel bladed spokes, front 15mm/rear 12x142 thru-axle
Tires	Clement Crusade MXP, 700 x 33c, 120TPI, folding kevlar bead
Derailleurs	SRAM Force 1 medium cage rear
Shiftlevers	SRAM Force 1 hydraulic Double Tap with Zero-Loss shift technology, 11-speed
Chain	SRAM PC1070 with Powertlock
Cassette	SRAM PG-1070 11-speed, 11-32T
Crankset	SRAM Force CX1 42T GXP, 170mm (51), 172.5mm (54/56), 175mm (58/61)
BB Set	Enduro PressFit 30 and Wheels MFG EVO adaptors
Pedals	N/A
Brakeset	SRAM Force hydraulic disc brakes, 19mm front and 18mm rear piston, 160mm front and rear rotors and SRAM Force brake levers
Handlebar	Ritchey WCS Logic Curve, 7075 aluminum, 31.8 x 420mm(48/51), 440mm(54/56), 460mm(58/61)
Stem	Ritchey WCS C-220, 3D net forged 6061, 6" x 90mm (48/51), 100mm (54/56), 120mm (58/61)
Grips	Fizik Microtex Supertight Glossy Fluo tape
Seat Post	Ritchey Carbon, 31.6 x 350mm with Jamis 7075-AL CNC aluminum 1-bolt seat post clamp
Saddle	Fizik Aliante Delta with intergrated clip system and manganese rails
Sizes	51, 54, 56, 58, 61cm
Color	Twilight
Weight	17.75 lbs



## TECH FEATURES



## UPGRADES/CHANGES FROM 2016

- Fizik Aliante Delta saddle with intergrated clip system and manganese rails
- Ritchey WCS C-220 stem
- 160mm rear rotor

## REASONS TO UPGRADE FROM SUPERNOVA ELITE

- SRAM Force 1 1x11 group with hydraulic brakes and shifters
- SRAM Force 1 42T GXP crankset
- American Classic Tubeless wheelset with Maxle thru-axle
- Ritchey WCS C-220 stem
- Fizik Aliante Delta saddle with intergrated clip system and manganese rails

## GEOMETRY

SIZE	TT EFFECTIVE	HT ANGLE	ST ANGLE	CHAINSTAY	WHEELBASE	FORK RAKE	BB DROP	HEADTUBE	STANDOVER	STACK	REACH
51	20.82 / 529	71.5°	74°	16.73 / 425	39.41 / 1001	1.89 / 48	2.71 / 69	5.12 / 130	30.51 / 775	22.01 / 559	14.45 / 367
54	21.45 / 545	72°	73°	16.73 / 425	39.45 / 1002	1.89 / 48	2.71 / 69	5.71 / 145	31.38 / 797	22.64 / 575	14.49 / 368
56	22.05 / 560	72.5°	73°	16.73 / 425	39.88 / 1013	1.89 / 48	2.71 / 69	6.30 / 160	32.08 / 815	23.31 / 592	14.92 / 379
58	22.64 / 575	72.5°	72.5°	16.73 / 425	40.31 / 1024	1.89 / 48	2.71 / 69	6.89 / 175	32.75 / 832	23.78 / 604	15.16 / 385
61	23.42 / 595	73°	72°	16.73 / 425	40.67 / 1033	1.89 / 48	2.71 / 69	7.87 / 200	33.82 / 859	24.80 / 630	15.39 / 391

# SUPERNOVA ELITE

## SPECIFICATIONS

Frame	Jamis CX Dyad Plus T700/FRP Monocoque Carbon Fiber Frame, 12x142 thru-axle, FEA optimized Near Net SPV molding process, formed down tube and top tube for comfortable portage with SST tubing diameters, oversized tapered seat tube, 1.5 - 1 1/8" head tube with carbon bearing races, EVO386 carbon BB shell, ACE internal cable routing compatible for both Di2 wires or traditional cables, rider tuned twin seat stays with post mount disc mounts and brake strut on non-driveside for vibration-free braking, asymmetrical chainstays, forged one-piece dropouts with replaceable alloy FD mount and RD hanger.
Fork	Jamis CX carbon fiber with 15mm thru-axle, FEA optimized Near Net SPV molding process, 1.5" hollow formed crown, monocoque one-piece forming technology, post disc brake mounts with integrated carbon cable cradle with stainless axle interfaces
Headset	Ritchey Comp Drop-In, sealed bearing with nylon upper compression ring, 1.5 - 1 1/8"
Wheels	Alex ATD 470 disc specific rim with TCS (Tubeless Compatible System), 32H, Formula 6-bolt alloy sealed bearing hubs, front 15mm/rear 12x142 thru-axle and 14g stainless steel spokes
Tires	Clement Crusade MXP, 700 x 33c, 60TPI, folding
Derailleurs	SRAM Rival 1 long cage rear
Shiftlevers	SRAM Rival 1 Hydraulic Double Tap with Zero-Loss shift technology, 11-speed
Chain	SRAM PC-1110 with Powerlock
Cassette	SRAM Powerglide 1130 11-speed, 11-42T
Crankset	SRAM S-350-1 Xsync 40T GXP, 170mm (51), 172.5mm (54/56), 175mm (58/61)
BB Set	Enduro PressFit 30 and Wheels MFG EVO adaptors
Pedals	N/A
Brakeset	SRAM Rival Hydraulic brakes with G2CS 160mm front and rear rotors and SRAM Rival levers
Handlebar	Ritchey Comp Logic Curve, 6061 aluminum, 31.8 x 420mm(48/51), 440mm(54/56), 460mm(58/61)
Stem	Ritchey 4-Axis, 3D forged 6061 alloy, 6" x 90mm (48/51), 100mm (54/56), 120mm (58/61)
Grips	Fizik Microtex Superlight Glossy Fluo tape
Seat Post	Ritchey Road, 31.6 x 300mm with Jamis 7075-AL CNC aluminum 1-bolt seat post clamp
Saddle	Selle Royal Seta S1 with integrated clip system
Sizes	51, 54, 56, 58, 61cm
Color	Teal Fo' Real
Weight	20.5 lbs



## TECH FEATURES



## GEOMETRY

SIZE	TT EFFECTIVE	HT ANGLE	ST ANGLE	CHAINSTAY	WHEELBASE	FORK RAKE	BB DROP	HEADTUBE	STANDOVER	STACK	REACH
51	20.82 / 529	71.5°	74°	16.73 / 425	39.41 / 1001	1.89 / 48	2.71 / 69	5.12 / 130	30.51 / 775	22.01 / 559	14.45 / 367
54	21.45 / 545	72°	73°	16.73 / 425	39.45 / 1002	1.89 / 48	2.71 / 69	5.71 / 145	31.38 / 797	22.64 / 575	14.49 / 368
56	22.05 / 560	72.5°	73°	16.73 / 425	39.88 / 1013	1.89 / 48	2.71 / 69	6.30 / 160	32.08 / 815	23.31 / 592	14.92 / 379
58	22.64 / 575	72.5°	72.5°	16.73 / 425	40.31 / 1024	1.89 / 48	2.71 / 69	6.89 / 175	32.75 / 832	23.78 / 604	15.16 / 385
61	23.42 / 595	73°	72°	16.73 / 425	40.67 / 1033	1.89 / 48	2.71 / 69	7.87 / 200	33.82 / 859	24.80 / 630	15.39 / 391

## UPGRADES/CHANGES FROM 2016

SRAM PC-1110 chain  
 SRAM Powerglide 11-42 cassette  
 160mm rear rotor

## REASONS TO UPGRADE FROM NOVA PRO

Supernova Elite DYAD Plus Near Net frame  
 SRAM Rival 1 1x11 group with Hydraulic brakes and shifters

## NOVA PRO

## SPECIFICATIONS

Frame	6061 aluminum double-butted main frame, hydro-formed Kinesium top tube for comfortable portage, 12x142 thru axle, 1.5 - 1 1/8" tapered head tube, tapered chainstays, butted seat stays, PressFit 30 BB shell, 34.9mm seat tube, replaceable derailleur hanger
Fork	Jamis CX carbon composite with 15mm thru-axle, FEA optimized Near Net SPV molding process, 1.5" hollow formed crown, monocoque one-piece forming technology, post disc brake mounts with integrated carbon cable cradle with stainless axle interfaces
Headset	Ritchey Comp Drop-In, sealed bearing with nylon upper compression ring, 1.5 - 1 1/8"
Wheels	Alex ATD 470 disc specific rims with TCS (Tubeless Compatible System), 32H, Formula 6-bolt alloy sealed bearing hubs, front 15mm/rear 12x142 thru-axle and 14g stainless steel spokes
Tires	Clement Crusade MXP, 700 x 33c, 60TPI, folding
Derailleurs	SRAM Apex 1 long cage rear for 34.9mm seat tube
Shiftlevers	SRAM Apex 1 Hydraulic Double Tap with Zero-Loss shift technology, 11-speed
Chain	SRAM PC-1110 with Powerlock
Cassette	SRAM Powerglide 1130 11-speed, 11-42T
Crankset	SRAM S-350-1 Xsync 40T GXP, 170mm (51), 172.5mm (54/56), 175mm (58/61)
BB Set	Enduro PressFit 30
Pedals	N/A
Brakeset	SRAM Apex hydraulic brakes with G2CS 160mm front and rear rotors and SRAM Apex levers
Handlebar	Ritchey Comp Logic Curve, 6061 aluminum, 31.8 x 420mm (48/51), 440mm (54/56), 460mm (58/61)
Stem	Ritchey 4-Axis, 3D net forged 6061 alloy, 6" x 90mm (48/51), 100mm (54/56), 120mm (58/61)
Grips	Fizik Microtex Superlight Soft Touch tape
Seat Post	Ritchey Road, 31.6 x 300mm with Jamis 7075-AL CNC aluminum 1-bolt seat post clamp
Saddle	Selle Royal Seta S1 with integrated clip system
Sizes	48, 51, 54, 56, 58, 61cm
Color	Ink
Weight	21.25 lbs



## TECH FEATURES

PRESSFIT 30BB



## UPGRADES/CHANGES FROM 2016

SRAM Apex 1 1x11 group with hydraulic brakes and shifters

SRAM PC-1110 chain

SRAM Powerglide 11-42 cassette

160mm rear rotors

## GEOMETRY

SIZE	TT EFFECTIVE	HT ANGLE	ST ANGLE	CHAINSTAY	WHEELBASE	FORK RAKE	BB DROP	HEADTUBE	STANDOVER	STACK	REACH
48	20.27 / 515	71°	75°	16.73 / 425	39.33 / 999	1.89 / 48	2.71 / 69	3.94 / 100	29.53 / 750	20.83 / 529	14.57 / 370
51	20.86 / 530	71.5°	74°	16.73 / 425	39.41 / 1001	1.89 / 48	2.71 / 69	4.52 / 115	30.35 / 771	21.46 / 545	14.65 / 372
54	21.45 / 545	72°	73°	16.73 / 425	39.45 / 1002	1.89 / 48	2.71 / 69	5.12 / 130	31.22 / 793	22.09 / 561	14.69 / 373
56	22.05 / 560	72.5°	73°	16.73 / 425	39.88 / 1013	1.89 / 48	2.71 / 69	5.71 / 145	31.93 / 811	22.72 / 577	15.08 / 383
58	22.64 / 575	72.5°	72.5°	16.73 / 425	40.31 / 1024	1.89 / 48	2.64 / 67	6.30 / 160	32.56 / 827	23.23 / 590	15.28 / 388
61	23.42 / 595	73°	72°	16.73 / 425	40.67 / 1033	1.89 / 48	2.64 / 67	7.28 / 185	33.62 / 854	24.21 / 615	15.59 / 396





# 2017 RENEGADE ADVENTURE SERIES

The Renegade is ready for any adventure, no matter which Renegade you ride. The long and tall endurance geometry is designed specifically to ride comfortably all day on the road or in harsh conditions off-road. The smooth ride of the full carbon fiber Expert and Elite bikes introduced last year set the bar for how we wanted the new-for-'16 steel Exploit and Expat and aluminum Exile to ride this year. With disc brakes and the ability to mount a 40mm tire, these bikes are ready to go just about anywhere. All you need is the desire to push, pedal and explore.

## Frame Design

Starting with a wide and consistent stack and reach range, we set out to design a frame that could handle on or off road conditions while maintaining a comfortable ride. As you start to review the geo chart you will notice we have 3 different fork offsets, BB drops and rear center measurements. Add size specific tubing and 2 different sized rear triangles and you have what we feel is the perfect endurance geo for all sized riders. The reason for this is that we wanted the 48 and 61 to fit the rider correctly and make the geo changes needed to provide the perfect ride.

## Size Specific Frame Design

Size Specific Design (SSD) is the Jamis design philosophy and technique used to create the best possible riding bike for each size rider. Rather than limiting frame size variations to just different length top, seat and head tubes lengths, we take an all-inclusive look at each frame's total configuration. Every SSD frame will also feature size-specific BB drop, rear center, fork offset/trail and SST technology.

## ECO Fork 12mm Thru-Axle

Enhanced Compliance Offset (ECO) fork blades are swept forward several millimeters to provide extra vertical compliance for a more comfortable and controlled ride without any compromise in lateral stiffness. This is possible in part due to the ECO's reinforcing rib on the inside of the fork legs. The integration of a 12mm thru-axle into our fork maintains all of the characteristics of our ECO design while adding the thru-axle benefits of increased front-end stiffness and further reduced weight. Win-win.

## 142 x 12mm Thru-Axle

Securing the rear wheel to the frame by threading it into the rear dropouts is not only safer, it's stiffer. Increasing the rear axle diameter from 10mm to 12mm provides a stable platform for the disc braking forces and allows us to tune the rear seat stays for more compliance/comfort. You will appreciate this on your long days. The rear wheel tracks directly in line with the frame, for more precise handling, so you can go faster with more confidence. The 142mm hub dropouts provide a self-centering feature for the rear wheel for faster, easier installation.

## We ACE'ed it

ACE is our Internal Cable Guide System that is companionable with mechanical or Di2 shifting as well as hydraulic or mechanical braking. To keep shifting and braking performing best in any & all conditions, we've routed all cables internally on the new Renegade and designed a completely enclosed BB guide to keep cables clean, assuring precise shifts and sure stops in all conditions. And if you want to shift electronically, we've got you covered. Incorporated into our internal cable guide system are a few extra cable fittings that make the Renegade Di2 compatible

## Disc Brakes

With endurance geometry designed to go anywhere the only choice was disc brakes. Now the Renegade Elite, Expert and Exploit all come with hydraulic brakes. With hydraulic disc brakes you will have the most consistent and confidence-inspiring braking available. Just think about jamming down hill on a rutted out fire road with your hands all over the hoods... the power & modulation benefits of hydraulic disc brakes become readily apparent.

## BB386 EVO Shell

The new BB386 EVO bottom bracket design takes the lighter, stiffer 30mm alloy spindle of the BB30 design, incorporates press fit bearing cups instead of direct fit bearings and marries it to a wider 86.5mm BB shell. All without changing Q-factor. Why a wider shell? It allows us to increase the diameter of our seat and down tubes at the BB shell a full 30%, for increased stiffness where you really need it. We can also optimize chainstay design with both increased diameters (stiffer!) and wider spacing (more tire clearance!)

## More Mounts

To make life easier we have repositioned each mount externally in a variety of easy-to-use locations. With a wide collection of fork and frame mounts you can now choose to mount fenders, rear carrier, low-rider front carrier (or two cages for water bottles/ storage) and three front triangle water bottles. This will open up the options wherever and whenever you chose to ride. Bad weather, commuting, trekking, touring – anything is possible.

## Tubeless MTB Rims

Tubeless and wider rims across the range provide great benefits on any terrain. The tubeless benefits are to help prevent flats with sealant as well as being able to adjust your tire pressure for the perfect ride. For example on dirt roads you may want to reduce the tire pressure to increase your contact patch for better grip without the worry of pinch flatting. The beauty of the 23-24mm wider rims effectively gives you a constant and wide tire surface yielding better handling, stability and confidence with plenty of surface grip for control.

## Dropper Post Ready

Just in case you want to continue to push the boundaries, we added cable routing capability for a 27.2mm dropper post. Carbon-made Elite and Expert models have routing for an internal post while the Exploit is fitted for external.

## Pedaling Platform

After two years of testing and research we are able to provide even more comfort by reducing the seat post diameter on the carbon Renegade to 27.2mm. Through the combination of a new frame seat cluster and clamping configuration we were able to accentuate the benefits of top-down 27.2mm seatpost comfort while not compromising on side-to-side flex.



# RENEGADE ELITE

## SPECIFICATIONS

Frame	Jamis SSD Omniad M30 monocoque carbon fiber frame, Near Net molding process, 12x142 thru-axle with Jamis MTS (Modular Thru-axle System), SST tubing diameters, integrated seat post clamp, 1.5 - 1 1/8" head tube, EVO386 carbon BB shell, ACE internal cable routing compatible for both Di2 wires or traditional cables and internal dropper post, oversized asymmetrical chainstays with flat mount disc brakes and exposed carrier/fender mount eyelets, carbon drop outs, replaceable FD mount and RD hanger
Fork	Jamis Adventure ECO monocoque carbon, 12mm Jamis MTS (Modular Thru-axle System) with stainless interface and carbon dropouts, tapered steerer with 1.5" hollow formed crown, flat mount disc brakes with internal cable routing, exposed fender, lowrider and water bottle eyelets
Headset	Ritchey Pro Drop-In, sealed bearing with nylon upper compression ring, 1.5 - 1 1/8"
Wheels	American Classic MTB RACE Tubeless Centerlock 11-speed wheelset, 32H, 22mm rim height with 28x24mm width, AC hubs with sealed bearings and round spokes, front 12mm/rear 12x142 thru-axle
Tires	Clement X Plor MSO 700 x 36c, 60TPI, protection belt and Kevlar folding bead
Derailleurs	Shimano 11-speed Ultegra RD-6800 GS rear and Ultegra FD-6800 braze-on front with 34.9mm alloy clamp
Shiftlevers	Shimano ST-R685 Dual Control STI with hydraulic disc brakes, 22-speed
Chain	Shimano CN-HG601
Cassette	Shimano 11-speed, 11-32T
Crankset	Shimano Ultegra FC-6800, 50/34T, 165mm (48), 170mm (51), 172.5mm (54/56), 175mm (58/61)
BB Set	Enduro EVO PressFit 30 with Wheels MFG EVO adaptors
Pedals	N/A
Brakeset	Shimano BR-RS805 hydraulic disc brakes with resin pads, Centerlock Ice Tech Freeza 160mm rotors with Shimano ST-R685 Dual Control STI levers
Handlebar	Ritchey Evomax Comp, 6061 aluminum, 73 reach, 120 drop with 12° flare, 31.8 x 420 (48-51) 440mm (54-56), 460mm (56-61)
Stem	Ritchey Comp 4-Axis, 3D net forged 6061 alloy, 6° x 80mm (48/51), 90mm (54/56), 110mm (58/61)
Grips	Fizik Microtex Superlight Soft Touch with gel inserts
Seat Post	Ritchey Comp Carbon, 27.2 x 350mm, 25mm offset with Jamis 7075-AL CNC aluminum 1-bolt seat post clamp
Saddle	Fizik Aliante Delta with intergrated clip system and manganese rails
Sizes	48, 51, 54, 56, 58, 61cm
Color	Carbon
Weight	19.0 lbs



## TECH FEATURES



## UPGRADES/CHANGES FROM 2016

Redesigned flat mount frame, 12x142 thru-axle w/ Jamis MTS  
 ECO flat mount disc fork, 12mm thru-axle w/Jamis MTS  
 American Classic MTB Race Tubeless Centerlock wheelset  
 Clement X Plor MSO 700 x 36c tires  
 Shimano BR-RS805 flat mount hydraulic disc brakes  
 Ritchey Comp carbon seat post  
 Fizik Aliante Delta saddle with intergrated clip system and manganese rails

## REASONS TO UPGRADE FROM RENEGADE EXPERT

Renegade Elite Omniad frame and fork  
 American Classic MTB Race Tubeless Centerlock wheelset  
 Shimano Ultegra Group including crankset  
 Shimano ST-R685 shifters, BR-RS805 hydraulic disc brakes  
 Centerlock Ice Tech Freeza 160mm rotors  
 Ritchey Comp carbon seat post  
 Fizik Aliante Delta saddle with intergrated clip system and manganese rails

## GEOMETRY

SIZE	TT EFFECTIVE	HT ANGLE	ST ANGLE	CHAINSTAY	WHEELBASE	FORK RAKE	BB DROP	HEADTUBE	STANDOVER	STACK	REACH
48	20.35 / 517	70.5°	73°	16.81 / 427	39.25 / 997	2.24 / 57	2.89 / 73.5	3.77 / 95.9	28.70 / 729	20.27 / 515	14.17 / 360
51	20.94 / 532	71°	73°	16.81 / 427	39.57 / 1005	2.09 / 53	2.89 / 73.5	4.50 / 114.3	29.61 / 752	21.06 / 535	14.53 / 369
54	21.69 / 551	71.5°	73°	16.93 / 430	40.27 / 1023	2.09 / 53	2.83 / 72	5.73 / 145.6	30.90 / 785	22.24 / 565	14.88 / 378
56	22.40 / 569	71.5°	73°	16.93 / 430	41.02 / 1042	2.09 / 53	2.83 / 72	6.96 / 176.7	31.81 / 808	23.43 / 595	15.24 / 387
58	23.07 / 586	72°	73°	16.93 / 430	41.38 / 1051	1.97 / 50	2.77 / 70.5	7.95 / 202	32.68 / 830	24.41 / 620	15.59 / 396
61	23.66 / 601	72.5°	73°	17.2 / 435	41.97 / 1066	1.97 / 50	2.77 / 70.5	8.70 / 220.9	22.95 / 853	25.20 / 640	15.94 / 405

# RENEGADE EXPERT

## SPECIFICATIONS

Frame	Jamis SSD Dyad Plus T700/FRP monocoque carbon fiber frame, Near Net molding process, 12x142 thru-axle with Jamis MTS (Modular Thru-axle System), SST tubing diameters, integrated seat post clamp, 1.5 - 1 1/8" head tube, EVO386 carbon BB shell, ACE internal cable routing compatible for both Di2 wires or traditional cables and internal dropper post, oversized asymmetrical chainstays with flat mount disc brakes and exposed carrier/fender eyelets, carbon drop outs, replaceable FD mount and RD hanger
Fork	Jamis Adventure ECO monocoque carbon composite, 12mm Jamis MTS (Modular Thru-axle System) with stainless interface and carbon dropouts, tapered steerer with 1.5" hollow formed crown, flat mount disc brakes with internal cable routing, exposed fender, lowrider and water bottle eyelets
Headset	FSA integrated, sealed bearing with nylon upper compression ring, 1.5 - 1 1/8"
Wheels	WTB i23 STS disc rims with TCS (UST Tubeless Compliant System), 32H, Formula alloy Centerlock sealed bearing hubs with front 12mm/rear 12x142 thru-axle and 14g black stainless steel spokes
Tires	Clement X Plor MSO, 700 x 36c, 30TPI with protection belt
Derailleurs	Shimano 105 RD-5800 GS rear and 105 FD-5800 braze-on
Shiftlevers	Shimano RS505 Dual Control STI, 22-speed
Chain	Shimano CN-HG601
Cassette	Shimano 105 11-speed, 11-32T
Crankset	Shimano 105 FC-5800, 50/34T, 165mm (48), 170mm (51), 172.5mm (54/56), 175mm (58/61)
BB Set	Enduro EVO PressFit 30 with Wheels MFG EVO adaptors
Pedals	N/A
Brakeset	Shimano BR-RS505 hydraulic disc brakes with resin pads, Centerlock Ice Tech 160mm rotors and Shimano ST-RS505 Dual Control STI levers
Handlebar	Ritchey Evomax Comp, 6061 aluminum, 73 reach, 120 drop with 12" flare, 31.8 x 420 (48-51) 440mm (54-56), 460mm (56-61)
Stem	Ritchey 4-Axis, 3D forged 6061 alloy, 6" x 80mm (48/51), 90mm (54/56), 110mm (58/61)
Grips	Fizik Microtex Superlight Soft Touch with gel inserts
Seat Post	Jamis carbon fiber micro-adjust, 27.2 x 300mm with Jamis 7075-AL CNC aluminum 1-bolt seat post clamp
Saddle	Selle Royal Seta S1 with integrated clip system
Sizes	48, 51, 54, 56, 58, 61cm
Color	Carbon
Weight	21.0 lbs



## TECH FEATURES



## UPGRADES/CHANGES FROM 2016

- Redesigned flat mount frame, 12x142 thru-axle w/ Jamis MTS
- ECO flat mount disc fork, 12mm thru-axle w/Jamis MTS
- WTB i23 STS disc rims with TCS (UST Tubeless Compliant System)
- Clement X Plor MSO 700 x 36c tires
- Shimano BR-RS505 hydraulic disc brakes

## REASONS TO UPGRADE FROM RENEGADE EXPLOIT

- Jamis Adventure Dyad Plus T700/FRP monocoque carbon fiber frame
- FSA integrated sealed bearing headset

## GEOMETRY

SIZE	TT EFFECTIVE	HT ANGLE	ST ANGLE	CHAINSTAY	WHEELBASE	FORK RAKE	BB DROP	HEADTUBE	STANDOVER	STACK	REACH
48	20.35 / 517	70.5°	73°	16.81 / 427	39.25 / 997	2.24 / 57	2.89 / 73.5	3.77 / 95.9	28.70 / 729	20.27 / 515	14.17 / 360
51	20.94 / 532	71°	73°	16.81 / 427	39.57 / 1005	2.09 / 53	2.89 / 73.5	4.50 / 114.3	29.61 / 752	21.06 / 535	14.53 / 369
54	21.69 / 551	71.5°	73°	16.93 / 430	40.27 / 1023	2.09 / 53	2.83 / 72	5.73 / 145.6	30.90 / 785	22.24 / 565	14.88 / 378
56	22.40 / 569	71.5°	73°	16.93 / 430	41.02 / 1042	2.09 / 53	2.83 / 72	6.96 / 176.7	31.81 / 808	23.43 / 595	15.24 / 387
58	23.07 / 586	72°	73°	16.93 / 430	41.38 / 1051	1.97 / 50	2.77 / 70.5	7.95 / 202	32.68 / 830	24.41 / 620	15.59 / 396
61	23.66 / 601	72.5°	73°	17.2 / 435	41.97 / 1066	1.97 / 50	2.77 / 70.5	8.70 / 220.9	22.95 / 853	25.20 / 640	15.94 / 405

# RENEGADE EXPLOIT

## SPECIFICATIONS

Frame	Jamis SSD frame geometry, Reynolds 631 double-butted SST chromoly main tubes, 44mm head tube for tapered fork, threaded BB shell, 12x142 Jamis MTS (Modular Thru-axle System), flat mount disc brake mounts, top tube mounted full cable housing, dropper post cable guides, 3 waterbottle mounts, rack and fender eyelets, clearance for 40c tires
Fork	Jamis Adventure ECO monocone carbon composite, 12mm Jamis MTS (Modular Thru-axle System) with stainless interface and carbon dropouts, tapered steerer with 1.5" hollow formed crown, flat mount disc brakes with internal cable routing, exposed fender, lowrider and water bottle eyelets
Headset	FSA Orbit ITA B Internal/External, 1.5 - 1 1/8"
Wheels	WTB i23 STS disc rims with TCS (UST Tubeless Compliant System), 32H, Formula alloy Centerlock sealed bearing hubs with front 12mm/rear 12x142 thru-axle and 14g black stainless steel spokes
Tires	Clement X Plor MSO, 700 x 36c, 30TPI with protection belt
Derailleurs	Shimano 105 RD-5800 GS rear and 105 FD-5800 with 28.6mm alloy clamp
Shiftlevers	Shimano RS505 Dual Control STI, 22-speed
Chain	Shimano CN-HG601
Cassette	Shimano 105 11-speed, 11-32T
Crankset	Shimano 105 FC-5800 compact double, 50/34T, 165mm (48), 170mm (51), 172.5mm (54/56), 175mm (58/61)
BB Set	Shimano SM-BBR60
Pedals	N/A

Brakeset	Shimano BR-RS505 hydraulic disc brakes with resin pads, Centerlock Ice Tech 160mm rotors and Shimano ST-RS505 Dual Control STI levers
Handlebar	Ritchey Evomax Comp, 6061 aluminum, 73 reach, 120 drop with 12° flare, 31.8 x 420 (48-51) 440mm (54-56), 460mm (56-61)
Stem	Ritchey 4-Axis 3D forged 6061 alloy, 6" x 80mm (48/51), 90mm (54/56), 110mm (58/61)
Grips	Fizik Microtex Superlight Soft Touch with gel inserts
Seat Post	Jamis carbon fiber micro-adjust, 27.2 x 330mm with cromolloy seat pin
Saddle	Selle Royal Seta S1 with integrated clip system
Sizes	48, 51, 54, 56, 58, 61cm
Color	Ano Black
Weight	23.75 lbs



## TECH FEATURES



## UPGRADES/CHANGES FROM 2016

Redesigned flat mount frame, 12x142 thru-axle w/ Jamis MTS
ECO flat mount disc fork, 12mm thru-axle w/Jamis MTS
WTB i23 STS disc rims with TCS (UST Tubeless Compliant System)
Clement X Plor MSO 700 x 36c tires
Shimano BR-RS505 hydraulic disc brakes

## REASONS TO UPGRADE FROM RENEGADE EXPAT

Reynolds 631 double-butted chromoly frame
Shimano 105 group including crankset
WTB i23 STS disc rims with TCS (UST Tubeless Compliant System)
Formula sealed bearing Centerlock hubs
Shimano BR-RS505 hydraulic disc brakes

## GEOMETRY

SIZE	TT EFFECTIVE	HT ANGLE	ST ANGLE	CHAINSTAY	WHEELBASE	FORK RAKE	BB DROP	HEADTUBE	STANDOVER	STACK	REACH
48	20.43 / 519	70.5°	73°	16.81 / 427	39.25 / 997	2.24 / 57	2.89 / 73.5	3.27 / 83	29.05 / 738	20.27 / 515	14.17 / 360
51	21.02 / 534	71°	73°	16.81 / 427	39.57 / 1005	2.09 / 53	2.89 / 73.5	3.94 / 100	29.88 / 759	21.06 / 535	14.53 / 369
54	21.69 / 551	71.5°	73°	16.93 / 430	40.27 / 1023	2.09 / 53	2.83 / 72	5.20 / 132	31.10 / 790	22.24 / 565	14.88 / 378
56	22.44 / 570	71.5°	73°	16.93 / 430	41.02 / 1042	2.09 / 53	2.83 / 72	6.42 / 163	31.93 / 811	23.43 / 595	15.24 / 387
58	23.07 / 586	72°	73°	16.93 / 430	41.38 / 1051	1.97 / 50	2.77 / 70.5	7.40 / 188	32.87 / 835	24.41 / 620	15.59 / 396
61	23.66 / 601	72.5°	73°	17.2 / 435	41.97 / 1066	1.97 / 50	2.77 / 70.5	8.15 / 207	33.70 / 856	25.20 / 640	15.94 / 405

# RENEGADE EXPAT

## SPECIFICATIONS

Frame	Jamis SSD frame geometry, Reynolds 520 double-butted SST chromoly main tubes, 44mm head tube for tapered fork, threaded BB shell, seat stay disc brake mounts, top tube mounted full cable housing, 3 waterbottle mounts, rack and fender eyelets, clearance for 40c tires.
Fork	Jamis Adventure ECO monocoque carbon composite, 12mm Jamis MTS (Modular Thru-axle System) with stainless interface and carbon dropouts, tapered steerer with 1.5" hollow formed crown, flat mount disc brakes with internal cable routing, exposed fender, lowrider and water bottle eyelets
Headset	FSA Orbit ITA B Internal/External, 1.5 - 1 1/8"
Wheels	WTB i23 STP disc rims with TCS (UST Tubeless Compliant System), 32H, Formula 12mm front and QR rear alloy 6-bolt hubs and 14g stainless steel spokes
Tires	Clement X Plor MSO, 700 x 36c, 30TPI with protection belt
Derailleurs	Shimano Tiagra RD-4700 GS rear and Tiagra FD-4700 front with 28.6mm alloy clamp
Shiftlevers	Shimano Tiagra ST-4700 Dual Control STI, 20-speed
Chain	KMC 10-speed X10
Cassette	Shimano 10-speed, 11-32T
Crankset	FSA Gossamer MegaExo, 50/34T, 165mm (48), 170mm (51) 172.5mm (54/56) 175mm (58/61).
BB Set	FSA BB-4000
Pedals	N/A
Brakeset	TRP Spyre mechanical disc brake with 160mm rotors and Shimano Tiagra ST-4700 brake levers
Handlebar	Ritchey Evomax Comp, 6061 aluminum, 73 reach, 120 drop with 12° flare, 31.8 x 420 (48-51) 440mm (54-56), 460mm (56-61)
Stem	Ritchey 4-Axis 3D forged 6061 alloy, 6" x 80mm (48/51), 90mm (54/56), 110mm (58/61)
Grips	Jamis suede tape
Seat Post	Ritchey Road, 27.2 x 300mm with cromo seat pin
Saddle	Selle Royal Seta S1 with integrated clip system
Sizes	48, 51, 54, 56, 58, 61cm
Color	Ano Palladium
Weight	24.25 lbs



## TECH FEATURES



## UPGRADES/CHANGES FROM 2016

Jamis Adventure ECO flat mount disc fork with Jamis 12mm MTS (Modular Thru-axle System)

WTB i23 STP disc rims with TCS (UST Tubeless Compliant System)

Clement X Plor MSO 700 x 36c, 30TPI with protection belt

FSA Gossamer crank, 50/34T

## REASONS TO UPGRADE FROM RENEGADE EXILE

520 double-butted chromoly frame

ECO carbon composite fork with Jamis 12mm MTS (Modular Thru-axle System)

New Tiagra 4700 group

FSA Gossamer 50/34T crankset

TRP Spyre mechanical disc brakes

Ritchey 4-Axis stem and seat post

## GEOMETRY

SIZE	TT EFFECTIVE	HT ANGLE	ST ANGLE	CHAINSTAY	WHEELBASE	FORK RAKE	BB DROP	HEADTUBE	STANDOVER	STACK	REACH
48	20.43 / 519	70.5°	73°	16.81 / 427	39.25 / 997	2.24 / 57	2.89 / 73.5	3.27 / 83	28.74 / 730	20.27 / 515	14.17 / 360
51	21.02 / 534	71°	73°	16.81 / 427	39.57 / 1005	2.09 / 53	2.89 / 73.5	3.94 / 100	29.57 / 751	21.06 / 535	14.53 / 369
54	21.69 / 551	71.5°	73°	16.93 / 430	40.27 / 1023	2.09 / 53	2.83 / 72	5.20 / 132	30.79 / 782	22.24 / 565	14.88 / 378
56	22.44 / 570	71.5°	73°	16.93 / 430	41.02 / 1042	2.09 / 53	2.83 / 72	6.42 / 163	31.57 / 802	23.43 / 595	15.24 / 387
58	23.07 / 586	72°	73°	16.93 / 430	41.38 / 1051	1.97 / 50	2.77 / 70.5	7.40 / 188	32.48 / 825	24.41 / 620	15.59 / 396
61	23.66 / 601	72.5°	73°	17.2 / 435	41.97 / 1066	1.97 / 50	2.77 / 70.5	8.15 / 207	33.31 / 846	25.20 / 640	15.94 / 405

# RENEGADE EXILE

## SPECIFICATIONS

Frame	Jamis SSD frame geometry, 6061 aluminum double-buttet SST main frame, top tube mounted full cable housing, 1.5 - 1 1/8" tapered head tube, 31.8mm seat tube for 27.2 seat post, seat stay disc brake mounts, replaceable derailleur hanger, 3 waterbottle mounts, rack and fender eyelets, clearance for 40c tires.
Fork	Jamis Adventure 6061 aluminum, tapered chromoly steerer, integrated cable cradles with post disc brake mounts and fender eyelets
Headset	FSA Orbit C-40B Internal/External, 1.5 - 1 1/8"
Wheels	WTB i23 STP disc rims with TCS (UST Tubeless Compliant System), 32H, Formula alloy 6-bolt hubs and 14g stainless steel spokes
Tires	Clement X Plor MSO 700 x 36c, 30TPI with protection belt
Derailleurs	Shimano Claris RD-2400 rear and Claris FD-2400 front with 28.6mm alloy clamp
Shiftlevers	Shimano Claris ST-2400 Dual Control STI, 16-speed
Chain	KMC Z7
Cassette	Shimano HG41 8-speed, 11-32T
Crankset	FSA Vero, 50/34T, 165mm (48), 170mm (51) 172.5mm (54/56) 175mm (58/61)
BB Set	FSA sealed cartridge, 68 x 110.5mm
Pedals	N/A
Brakeset	Tektro Lyra mechanical cable actuated disc brake with 160mm wave rotors and Shimano Claris ST-2400 levers
Handlebar	Ritchey Evomax Comp, 6061 aluminum, 73 reach, 120 drop with 12" flare, 31.8 x 420 (48-51) 440mm (54-56), 460mm (56-61)
Stem	Jamis Road 3D forged 6061 alloy, 7" x 80mm (48/51), 90mm (54/56), 110mm (58/61)
Grips	Jamis suede tape
Seat Post	Jamis Road, micro-adjust, 27.2 x 350mm chromo seat pin
Saddle	Jamis Road with SL top, front and rear bumpers and satin steel rails
Sizes	48, 51, 54, 56, 58, 61cm
Color	Cosmic Dust or Gloss Black
Weight	24.0 lbs



Cosmic Dust

## TECH FEATURES



## UPGRADES/CHANGES FROM 2016

WTB i23 STP disc rim with TCS (UST Tubeless Compliant System)

Clement X Plor MSO 700 x 36c, 30TPI with protection belt

Shimano HG41 8-speed 11-32T

FSA Vero compact double, 50/34T



Gloss Black

## GEOMETRY

SIZE	TT EFFECTIVE	HT ANGLE	ST ANGLE	CHAINSTAY	WHEELBASE	FORK RAKE	BB DROP	HEADTUBE	STANDOVER	STACK	REACH
48	20.43 / 519	70.5°	73°	16.81 / 427	39.25 / 997	2.24 / 57	2.89 / 73.5	3.74 / 95	28.54 / 725	20.27 / 515	14.17 / 360
51	21.02 / 534	71°	73°	16.81 / 427	39.57 / 1005	2.09 / 53	2.89 / 73.5	4.53 / 115	28.94 / 735	21.06 / 535	14.53 / 369
54	21.69 / 551	71.5°	73°	16.93 / 430	40.27 / 1023	2.09 / 53	2.83 / 72	5.71 / 145	30.51 / 775	22.24 / 565	14.88 / 378
56	22.44 / 570	71.5°	73°	16.93 / 430	41.02 / 1042	2.09 / 53	2.83 / 72	6.89 / 175	31.50 / 800	23.43 / 595	15.24 / 387
58	23.07 / 586	72°	73°	16.93 / 430	41.38 / 1051	1.97 / 50	2.77 / 70.5	7.87 / 200	32.44 / 824	24.41 / 620	15.59 / 396
61	23.66 / 601	72.5°	73°	17.2 / 435	41.97 / 1066	1.97 / 50	2.77 / 70.5	8.66 / 220	33.27 / 845	25.20 / 640	15.94 / 405







# 2017 VENTURA SERIES

Our Ventura bikes borrow heavily from the race-proven geometry of our Xeniths and Icons to help keep you in front on the local Saturday ride. But we've softened the edges of that geo just a bit for a more comfortable and confident ride so you can head out again on Sunday, still fresh and ready to hammer your buddies one more time.

## A Winning Bike for Everyone

Our Ventura Series bikes have won Bicycling's coveted Editor's Choice award numerous times. Which is why we offer the Race, Comp and Sport in both male and female specific packages.

## Size Specific Frame Design

Size Specific Design (SSD) is the Jamis design philosophy and technique used to create the best possible riding bike for each size rider. Rather than limiting frame size variations to just different length top, seat and head tubes lengths, we take an all-inclusive look at each frame's total configuration. Every SSD frame will also feature size-specific BB drop, rear center, fork offset/trail and SST technology.

## The Disc Revolution is here

We are all-in. Disc brake technology provides superior stopping and safer braking no matter the conditions. They offer increased control and better modulation as you vary from being at-speed to slowing down or stopping. They are significantly less affected by rain and wet conditions, and eliminate any rim heat build-up that can come with caliper brakes. Gone is the need to be concerned with carbon rim deformation. Whether the streets of NYC or LA, or long and winding open roads, the control and safety that comes with disc brakes will only heighten the experience that comes with a riding a Jamis.

## Ride Tuned Seatstays

Having chainstay-mounted disc brakes frees the seatstays from their traditional role of brakes reinforcement. So we can focus on designing and tuning the seatstays for their primary purpose: ride compliance and torsional stability.

## Gender Specific Geometry

Our Ventura Femme versions offer women's specific frame sizing & geometry and component selection, including anatomically adjusted top tube lengths, head & seat tube angles, fork rakes & women's specific saddles, with handlebar, stem and crank lengths all dimensioned to optimally fit women for greater comfort & efficiency

## Versatile Performance Geometry

For a greater range of handlebar and rider positions, we've fitted the Ventura series frames with taller head tubes. Coupled with a slightly longer wheelbase and relaxed head tube angle, this results in confident, steering/handling and a more comfortable position for longer rides whether competitive or recreational.

## Tapered Head Tube and Steerer

By enlarging the bottom bearing of the head tube from 1 1/8" to 1.5", not only are head tube stiffness and steering precision increased, but we have sufficient room in the crown to produce a truly hollow fork from the dropout, up through the crown and steer tube, which yields exceptional compaction quality for increased strength and reduced weight.

## ECO Carbon Fork

ECO stands for Enhanced Compliance Offset. The ECO fork blades are swept forward a few millimeters to provide vertical compliance for a more comfortable and controlled ride without any compromise to lateral stiffness, thanks to the reinforcing rib on the inside of the fork legs.

## Full Carbon Monocoque Forks

The carbon forks on our Ventura Race and Comp models are formed as true monocoque forks, in one continuous unit (steerer/crown/blades) for optimal strength and performance. Our competitors often use heavier 3-piece bonded carbon/alloy forks in this price range.

## Ritchey Components

We've been specifying Ritchey parts on our bikes since 1986. Not just because Tom Ritchey's designs are innovative and light, but because we know we can count on them to hold up. Ritchey testing standards are tough. Parts must pass a fatigue cycle testing standard that is at least the European CEN standard. The same stringent standards apply to impact testing as well. Once products have cleared machine testing, prototype samples endure rigorous use by both amateur and professional riders alike around the world. By the time we put these parts on our bikes, they have passed a global testing and approval process second to none.

## Compact Crankset

FSA's compact crankset concept is revolutionary: a 34T inner chainring offers a 15% lower gear ratio than traditional 39T double ring'ed road cranks, but the 50T outer loses only 6% off the top end compared to a 53T traditional outer. You get the hill climbing capability of a triple, yet less weight than a standard double.

# VENTURA RACE

## SPECIFICATIONS

Frame	Double-butted 6061 aluminum, compact sloping top tube frame design with SSD frame geometry and SST tubing diameters, 11.5 - 1 1/8" tapered head tube, butted seat tube for 27.2 seat post, flat mount disc brake mount, replaceable derailleur hanger and fender/rack eyelets
Fork	Jamis Performance ECO carbon composite, 1.5" hollow formed crown, monocoque one-piece forming technology, alloy dropouts, flat mount disc brake mount with internal cablerouting, exposed fender eyelets
Headset	FSA Integrated, threadless, 1.5 - 1 1/8"
Wheels	Alex ATD 470 disc specific rims with TCS (Tubeless Compatible System), 32H, Formula 6-bolt alloy hubs with QR and 14g stainless steel spokes
Tires	Vittoria Zaffiro, 700 x 25c
Derailleurs	Shimano Tiagra RD-4700 GS rear and Tiagra FD-4700 front with 31.8mm alloy clamp
Shiftlevers	Shimano Tiagra RD-4700 Dual Control STI, 20-speed
Chain	KMC 10-speed X10
Cassette	Shimano 10-speed, 12-28T
Crankset	FSA Vero, 50/34T, 170mm (48/51), 172.5mm (54/56), 175mm (58/61)
BB Set	FSA sealed cartridge, 68 x 103mm
Pedals	N/A
Brakeset	TRP Spyre 2-piston mechanical disc brakes and Shimano Tiagra RD-4700 STI levers
Handlebar	Ritchey Comp Logic Curve, 6061 double-butted aluminum, 31.8 x 400mm (48/51), 420mm (54/56) 440mm (58/61)
Stem	Ritchey 4-Axis, 3D net forged 6061 alloy, 6" x 90mm (48/51), 100mm (54/56), 120mm (58/61)
Grips	Jamis suede tape
Seat Post	Jamis carbon fiber micro-adjust, 27.2 x 350mm with alloy clamp
Saddle	Selle Royal Seta S1 with integrated clip system
Sizes	48, 51, 54, 56, 58, 61cm
Color	Brushed Aluminum
Weight	21.25 lbs



## TECH FEATURES



## UPGRADES/CHANGES FROM 2016

Redesigned SSD frame with flat mount disc brake mount

Carbon composite ECO fork with flat mount disc brakemount, internal cable routing and exposed fender eyelets

Alex ATD 470 disc specific rims with TCS (Tubeless Compatible System)

TRP Spyre 2-piston mechanical disc brakes

## REASONS TO UPGRADE FROM VENTURA COMP

Shimano Tiagra 4700 10-speed group

Jamis carbon fiber micro-adjust 27.2 seat post

TRP Spyre 2-piston mechanical disc brakes

## GEOMETRY

SIZE	TT EFFECTIVE	HT ANGLE	ST ANGLE	CHAINSTAY	WHEELBASE	FORK RAKE	BB DROP	HEADTUBE	STANDOVER	STACK	REACH
48	19.88 / 505	71°	75°	16.34 / 415	38.62 / 981	1.97 / 50	2.79 / 71	4.92 / 125	28.70 / 729	21.05 / 535	14.15 / 360
51	20.71 / 526	72°	74°	16.34 / 415	38.78 / 985	1.97 / 50	2.74 / 69.5	5.71 / 145	30.08 / 764	21.88 / 556	14.39 / 366
54	21.57 / 548	72.5°	73°	16.54 / 420	39.01 / 991	1.69 / 43	2.68 / 68	6.30 / 160	30.67 / 779	22.54 / 573	14.67 / 373
56	22.01 / 559	73°	73°	16.54 / 420	39.29 / 998	1.69 / 43	2.68 / 68	7.28 / 185	31.61 / 803	23.55 / 598	14.81 / 376
58	22.48 / 571	73°	73°	16.73 / 425	39.96 / 1015	1.69 / 43	2.62 / 66.5	8.07 / 205	32.32 / 821	24.24 / 616	15.07 / 383
61	22.91 / 582	73°	73°	16.73 / 425	40.39 / 1026	1.69 / 43	2.62 / 66.5	8.86 / 225	32.99 / 838	25.00 / 635	15.27 / 388

# VENTURA RACE FEMME

## SPECIFICATIONS

Frame	Double-butted 6061 aluminum, compact sloping top tube frame design with SSD frame geometry and SST tubing diameters, 11.5 - 1 1/8" tapered head tube, butted seat tube for 27.2 seat post, flat mount disc brake mount, replaceable derailleur hanger and fender/rack eyelets
Fork	Jamis Performance ECO carbon composite, 1.5" hollow formed crown, monocoque one-piece forming technology, alloy dropouts, flat mount disc brake mount with internal cablerouting, exposed fender eyelets
Headset	FSA Integrated, threadless, 1.5 - 1 1/8"
Wheels	Alex ATD 470 disc specific rims with TCS (Tubeless Compatible System), 32H, Formula 6-bolt alloy hubs with QR and 14g stainless steel spokes
Tires	Vittoria Zaffiro, 700 x 25c
Derailleurs	Shimano Tiagra RD-4700 GS rear and Tiagra FD-4700 front with 31.8mm alloy clamp
Shiftlevers	Shimano Tiagra RD-4700 Dual Control STI, 20-speed
Chain	KMC 10-speed X10
Cassette	Shimano 10-speed 12-30T
Crankset	FSA Vero, 50/34T, 165mm (44/48), 170mm (51/54)
BB Set	FSA sealed cartridge, 68 x 103mm
Pedals	N/A
Brakeset	TRP Spyre 2-piston mechanical disc brakes and Shimano Tiagra RD-4700 STI levers
Handlebar	Ritchey Comp Logic Curve, 6061 double-butted aluminum, 31.8 x 380mm (44/48), 400mm (51/54)
Stem	Ritchey 4-Axis, 3D net forged 6061 alloy, 6" x 90mm (44/48), 100mm (51/54)
Grips	Jamis suede tape
Seat Post	Jamis carbon fiber micro-adjust, 27.2 x 350mm with alloy clamp
Saddle	Selle Royal Seta S1 femme with integrated clip system
Sizes	44, 48, 51, 54cm
Color	Brushed Aluminum
Weight	21.0 lbs



## TECH FEATURES



## UPGRADES/CHANGES FROM 2016

Redesigned SSD frame with flat mount disc brake mount

Carbon composite ECO fork with flat mount disc brakemount, internal cable routing and exposed fender eyelets

Alex ATD 470 disc specific rims with TCS (Tubeless Compatible System)

TRP Spyre 2-piston mechanical disc brakes

## REASONS TO UPGRADE FROM VENTURA COMP

Shimano Tiagra 4700 10-speed group

Jamis carbon fiber micro-adjust 27.2 seat post

TRP Spyre 2-piston mechanical disc brakes

## GEOMETRY

SIZE	TT EFFECTIVE	HT ANGLE	ST ANGLE	CHAINSTAY	WHEELBASE	FORK RAKE	BB DROP	HEADTUBE	STANDOVER	STACK	REACH
44	19.33 / 491	70.5°	76°	16.34 / 415	38.58 / 980	1.97 / 50	2.79 / 71	4.52 / 115	27.87 / 708	20.60 / 523	14.08 / 358
48	19.88 / 505	71°	75.5°	16.34 / 415	38.86 / 987	1.97 / 50	2.74 / 69.5	5.12 / 130	28.90 / 734	21.17 / 538	14.31 / 363
51	20.51 / 521	71°	75°	16.34 / 415	39.37 / 1000	1.97 / 50	2.74 / 69.5	6.10 / 155	30.20 / 767	22.10 / 561	14.50 / 368
54	21.14 / 537	72°	74.5°	16.54 / 420	39.41 / 1001	1.69 / 43	2.68 / 68	6.69 / 170	30.94 / 786	22.84 / 580	14.75 / 375

# VENTURA COMP

## SPECIFICATIONS

Frame	Double-butted 6061 aluminum, compact sloping top tube frame design with SSD frame geometry and SST tubing diameters, 11.5 - 1 1/8" tapered head tube, butted seat tube for 27.2 seat post, flat mount disc brake mount, replaceable derailleur hanger and fender/rack eyelets
Fork	Jamis Performance ECO carbon composite, 1.5" hollow formed crown, monocoque one-piece forming technology, alloy dropouts, flat mount disc brake mount with internal cablerouting, exposed fender eyelets
Headset	FSA Integrated, threadless, 1.5 - 1 1/8"
Wheels	Alex ATD 470 disc specific rims with TCS (Tubeless Compatible System), 32H, Formula 6-bolt alloy hubs with QR and 14g stainless steel spokes
Tires	Vittoria Zaffiro, 700 x 25c
Derailleurs	Shimano Sora RD-R3000 rear and Sora FD-R3000 front with 31.8mm alloy clamp
Shiftlevers	Shimano Sora ST-R3000 Dual Control STI, 18-speed
Chain	KMC Z99
Cassette	Shimano HG200 9-speed, 11-32T
Crankset	FSA Vero, 50/34T, 170mm (48/51), 172.5mm (54/56), 175mm (58/61)
BB Set	FSA sealed cartridge, 68 x 110.5mm
Pedals	Touring platform style, full alloy with toe clips
Brakeset	Tektro Lyra mechanical disc brakes and Shimano Sora ST-R3000 STI levers
Handlebar	Ritchey Logic, 6061 aluminum, 31.8 x 400mm (48/51) 420mm (54/56), 440mm (58/61)
Stem	Ritchey 4-Axis, 3D forged 6061 alloy, 6" x 90mm (48/51), 100mm (54/56), 120mm (58/61)
Grips	Jamis suede tape
Seat Post	Ritchey Road, 27.2 x 350mm with alloy clamp
Saddle	Selle Royal Seta S1 with integrated clip system
Sizes	48, 51, 54, 56, 58, 61cm
Color	Galaxy Grey
Weight	22.5 lbs



## TECH FEATURES



## UPGRADES/CHANGES FROM 2016

Redesigned SSD frame with flat mount disc brake mount

Carbon composite ECO fork with flat mount disc brakemount, internal cable routing and exposed fender eyelets

Alex ATD 470 disc specific rims with TCS

New Shimano Sora R3000 group

Shimano HG200 9-speed, 11-32T cassette

Tektro Lyra mechanical disc brakes

## REASONS TO UPGRADE FROM VENTURA SPORT

Tektro Lyra mechanical disc brakes

Carbon composite ECO fork with flat mount disc brakes

Alex ATD 470 disc specific rims with TCS

New Shimano Sora R3000 group

Selle Royal S1 Saddle

## GEOMETRY

SIZE	TT EFFECTIVE	HT ANGLE	ST ANGLE	CHAINSTAY	WHEELBASE	FORK RAKE	BB DROP	HEADTUBE	STANDOVER	STACK	REACH
48	19.88 / 505	71°	75°	16.34 / 415	38.62 / 981	1.97 / 50	2.79 / 71	4.92 / 125	28.70 / 729	21.05 / 535	14.15 / 360
51	20.71 / 526	72°	74°	16.34 / 415	38.78 / 985	1.97 / 50	2.74 / 69.5	5.71 / 145	30.08 / 764	21.88 / 556	14.39 / 366
54	21.57 / 548	72.5°	73°	16.54 / 420	39.01 / 991	1.69 / 43	2.68 / 68	6.30 / 160	30.67 / 779	22.54 / 573	14.67 / 373
56	22.01 / 559	73°	73°	16.54 / 420	39.29 / 998	1.69 / 43	2.68 / 68	7.28 / 185	31.61 / 803	23.55 / 598	14.81 / 376
58	22.48 / 571	73°	73°	16.73 / 425	39.96 / 1015	1.69 / 43	2.62 / 66.5	8.07 / 205	32.32 / 821	24.24 / 616	15.07 / 383
61	22.91 / 582	73°	73°	16.73 / 425	40.39 / 1026	1.69 / 43	2.62 / 66.5	8.86 / 225	32.99 / 838	25.00 / 635	15.27 / 388

# VENTURA COMP FEMME

## SPECIFICATIONS

Frame	Double-buttet 6061 aluminum, compact sloping top tube frame design with SSD frame geometry and SST tubing diameters, 11.5 - 1 1/8" tapered head tube, butted seat tube for 27.2 seat post, flat mount disc brake mount, replaceable derailleur hanger and fender/rack eyelets
Fork	Jamis Performance ECO carbon composite, 1.5" hollow formed crown, monocoque one-piece forming technology, alloy dropouts, flat mount disc brake mount with internal cablerouting, exposed fender eyelets
Headset	FSA Integrated, threadless, 1.5 - 1 1/8"
Wheels	Alex ATD 470 disc specific rims with TCS (Tubeless Compatible System), 32H, Formula 6-bolt alloy hubs with QR and 14g stainless steel spokes
Tires	Vittoria Zaffiro, 700 x 25c
Derailleurs	Shimano Sora RD-R3000 rear and Sora FD-R3000 front with 31.8mm alloy clamp
Shiftlevers	Shimano Sora ST-R3000 Dual Control STI, 18-speed
Chain	KMC Z99
Cassette	Shimano HG200 9-speed, 11-32T
Crankset	FSA Vero, 50/34T, 165mm (44/48), 170mm (51/54)
BB Set	FSA sealed cartridge, 68 x 110.5mm
Pedals	Touring platform style, full alloy with toe clips
Brakeset	Tektro Lyra mechanical disc brakes and Shimano Sora ST-R3000 STI levers
Handlebar	Ritchey Comp Logic Curve, 31.6 x 300mm with alloy clamp
Stem	Ritchey 4-Axis, 3D forged 6061 alloy, 6" x 90mm (44/48), 100mm (51/54)
Grips	Jamis suede tape
Seat Post	Ritchey Road, 27.2 x 350mm with alloy clamp
Saddle	Selle Royal Seta S1 femme with integrated clip system
Sizes	44, 48, 51, 54cm
Color	Pure White
Weight	22.25 lbs



## TECH FEATURES



## UPGRADES/CHANGES FROM 2016

Redesigned SSD frame with flat mount disc brake mount

Carbon composite ECO fork with flat mount disc brakemount, internal cable routing and exposed fender eyelets

Alex ATD 470 disc specific rims with TCS

New Shimano Sora R3000 group

Shimano HG200 9-speed, 11-32T cassette

Tektro Lyra mechanical disc brakes

## REASONS TO UPGRADE FROM VENTURA SPORT

Tektro Lyra mechanical disc brakes

Carbon composite ECO fork with flat mount disc brakes

Alex ATD 470 disc specific rims with TCS

New Shimano Sora R3000 group

Selle Royal S1 Saddle

## GEOMETRY

SIZE	TT EFFECTIVE	HT ANGLE	ST ANGLE	CHAINSTAY	WHEELBASE	FORK RAKE	BB DROP	HEADTUBE	STANDOVER	STACK	REACH
44	19.33 / 491	70.5°	76°	16.34 / 415	38.58 / 980	1.97 / 50	2.79 / 71	4.52 / 115	27.87 / 708	20.60 / 523	14.08 / 358
48	19.88 / 505	71°	75.5°	16.34 / 415	38.86 / 987	1.97 / 50	2.74 / 69.5	5.12 / 130	28.90 / 734	21.17 / 538	14.31 / 363
51	20.51 / 521	71°	75°	16.34 / 415	39.37 / 1000	1.97 / 50	2.74 / 69.5	6.10 / 155	30.20 / 767	22.10 / 561	14.50 / 368
54	21.14 / 537	72°	74.5°	16.54 / 420	39.41 / 1001	1.69 / 43	2.68 / 68	6.69 / 170	30.94 / 786	22.84 / 580	14.75 / 375

# VENTURA SPORT

## SPECIFICATIONS

Frame	6061 aluminum, compact sloping top tube frame design with SSD frame geometry and SST tubing diameters, 1.5 - 1 1/8" tapered head tube, 31.8 seat tube for 27.2 seat post, replaceable derailleur hanger and fender/rack eyelets
Fork	6061 aluminum, 1.5 crown with chromoly steerer and fender eyelets
Headset	FSA Integrated, threadless, 1.5 - 1 1/8"
Wheels	Alex ID-19 double wall alloy rims with GSW sidewall, 28/32H, Formula alloy hubs with QR and 14g stainless steel spokes
Tires	Vittoria Zaffiro, 700 x 25c
Derailleurs	Shimano Claris RD-2400 rear and Shimano Claris FD-2400 front with 31.8mm alloy clamp
Shiftlevers	Shimano Claris ST-2400 Dual Control STI, 16-speed
Chain	KMC Z7
Cassette	Shimano HG41 8-speed, 11-32T
Crankset	FSA Tempo, 50/34, 170mm (48/51), 172.5 (54/56) 175mm (58/61)
BB Set	FSA sealed cartridge, 68 x 110.5mm
Pedals	Touring platform style, full alloy with toe clips
Brakeset	Tektro R317 alloy dual pivot calipers with adjustable pads and Shimano Claris ST-2400 STI levers
Handlebar	Jamis Ergo, 6061 aluminum, 31.8 x 400mm (48/51), 420mm (54/56), 440mm (58/61)
Stem	Jamis Road, 3D forged 6061 alloy, 7" x 90mm (48/51), 100mm (54/56), 120mm (58/61)
Grips	Jamis suede tape
Seat Post	Jamis alloy micro-adjust, 27.2 x 350mm with alloy clamp
Saddle	Jamis Road Sport with SL top
Sizes	48, 51, 54, 56, 58, 61cm
Color	Gloss Black or Cosmo Blue
Weight	23.25 lbs



Cosmo Blue

## TECH FEATURES



## UPGRADES/CHANGES FROM 2016

Redesigned SSD frame geometry

Shimano HG41 8-speed 11-32T cassette



Gloss Black

## GEOMETRY

SIZE	TT EFFECTIVE	HT ANGLE	ST ANGLE	CHAINSTAY	WHEELBASE	FORK RAKE	BB DROP	HEADTUBE	STANDOVER	STACK	REACH
48	19.88 / 505	71°	75°	16.34 / 415	38.62 / 981	1.97 / 50	2.79 / 71	4.92 / 125	28.70 / 729	21.05 / 535	14.15 / 360
51	20.71 / 526	72°	74°	16.34 / 415	38.78 / 985	1.97 / 50	2.74 / 69.5	5.71 / 145	30.08 / 764	21.88 / 556	14.39 / 366
54	21.57 / 548	72.5°	73°	16.54 / 420	39.01 / 991	1.69 / 43	2.68 / 68	6.30 / 160	30.67 / 779	22.54 / 573	14.67 / 373
56	22.01 / 559	73°	73°	16.54 / 420	39.29 / 998	1.69 / 43	2.68 / 68	7.28 / 185	31.61 / 803	23.55 / 598	14.81 / 376
58	22.48 / 571	73°	73°	16.73 / 425	39.96 / 1015	1.69 / 43	2.62 / 66.5	8.07 / 205	32.32 / 821	24.24 / 616	15.07 / 383
61	22.91 / 582	73°	73°	16.73 / 425	40.39 / 1026	1.69 / 43	2.62 / 66.5	8.86 / 225	32.99 / 838	25.00 / 635	15.27 / 388



# VENTURA SPORT FEMME

## SPECIFICATIONS

Frame	6061 aluminum, compact sloping top tube frame design with SSD frame geometry and SST tubing diameters, 1.5 - 1 1/8" tapered head tube, 31.8 seat tube for 27.2 seat post, replaceable derailleur hanger and fender/rack eyelets
Fork	6061 aluminum, 1.5 crown with chromoly steerer and fender eyelets
Headset	FSA Integrated, threadless, 1.5 - 1 1/8"
Wheels	Alex ID-19 double wall alloy rims with GSW sidewall, 28/32H, Formula alloy hubs with QR and 14g stainless steel spokes
Tires	Vittoria Zaffiro, 700 x 25c
Derailleurs	Shimano Claris RD-2400 rear and Shimano Claris FD-2400 front with 31.8mm alloy clamp
Shiftlevers	Shimano Claris ST-2400 Dual Control STI, 16-speed
Chain	KMC Z7
Cassette	Shimano HG41 8-speed, 11-32T
Crankset	FSA Tempo, 50/34, 165mm (44/48), 170mm (51/54)
BB Set	FSA sealed cartridge, 68 x 110.5mm
Pedals	Touring platform style, full alloy with toe clips
Brakeset	Tektro R317 alloy dual pivot calipers with adjustable pads and Shimano Claris ST-2400 STI levers
Handlebar	Jamis Ergo, 6061 aluminum, 31.8 x 380mm (44/48), 400mm (51/54)
Stem	Jamis Road, 3D forged 6061 alloy, 7" x 90mm (44/48), 100mm (51/54)
Grips	Jamis suede tape
Seat Post	Jamis alloy micro-adjust, 27.2 x 350mm with alloy clamp
Saddle	Jamis Road Sport Femme with SL top
Sizes	44, 48, 51, 54cm
Color	Gloss Black or Cherryade
Weight	23.0 lbs



Cherryade

## TECH FEATURES



## UPGRADES/CHANGES FROM 2016

Redesigned SSD frame geometry

Shimano HG41 8-speed 11-32T cassette



Gloss Black

## GEOMETRY

SIZE	TT EFFECTIVE	HT ANGLE	ST ANGLE	CHAINSTAY	WHEELBASE	FORK RAKE	BB DROP	HEADTUBE	STANDOVER	STACK	REACH
44	19.33 / 491	70.5°	76°	16.34 / 415	38.58 / 980	1.97 / 50	2.79 / 71	4.52 / 115	27.87 / 708	20.60 / 523	14.08 / 358
48	19.88 / 505	71°	75.5°	16.34 / 415	38.86 / 987	1.97 / 50	2.74 / 69.5	5.12 / 130	28.90 / 734	21.17 / 538	14.31 / 363
51	20.51 / 521	71°	75°	16.34 / 415	39.37 / 1000	1.97 / 50	2.74 / 69.5	6.10 / 155	30.20 / 767	22.10 / 561	14.50 / 368
54	21.14 / 537	72°	74.5°	16.54 / 420	39.41 / 1001	1.69 / 43	2.68 / 68	6.69 / 170	30.94 / 786	22.84 / 580	14.75 / 375



# 2017 QUEST SERIES

The legendary ride of steel: that's what our Quest series is all about. There is an allure to steel that transcends its traditional artisan appeal. And that's its ride quality. "Stiff but buttery smooth" is the phrase most often used to express that quality. It's the benchmark against which all other frame materials have always been measured.

## Size Specific Frame Design

Size Specific Design (SSD) is the Jamis design philosophy and technique used to create the best possible riding bike for each size rider. Rather than limiting frame size variations to just different length top, seat and head tubes lengths, we take an all-inclusive look at each frame's total configuration. Every SSD frame will also feature size-specific BB drop, rear center, fork offset/trail and SST technology.

## Steel Specific Geometry

For a greater range of handlebar and rider positions, we've fitted the Quest series frames with taller head tubes. Coupled with a slightly longer wheelbase and relaxed head tube angle, the result is more confident steering & handling and a more comfortable position for longer rides whether competitive or recreational.

## Air-Hardened Steel

Taking advantage of the high tensile strength of steel without having to worry about strength degradation due to welding is incredibly liberating. Welding steel often results in a 40% strength loss, requiring thick tubing walls as an offset. Not so with the air-hardened Reynolds 631 steel alloys used on our Quest Elite frames. This material actually gets stronger at the weld zones, allowing Reynolds to draw the tubing thinner for a lighter, stronger frame.

## Reinforced Head Tube

Reinforcing rings are brazed on the head tube to prevent the headset and fork movement from deforming the thin-walled chrome-moly head tube.

## Gender Specific Geometry

Our Quest Femme versions offer women's specific frame sizing & geometry and component selection, including anatomically adjusted top tube lengths, head & seat tube angles, fork rakes & women's specific saddles, with handlebar, stem and crank lengths all dimensioned to optimally fit women for greater comfort & efficiency.

## Classic Lost Wax Casting

Lost wax casting (aka investment casting) is an expensive process used mainly for the complicated shapes of high quality lugs and fork crowns. The dropouts of the Quest Elite are lost wax molded, as are the classically shaped seat collars of all our steel road bikes.

## Full Carbon Monocoque Forks

Manufactured by the same team that produces our Xenith Endura frames, the carbon forks on our Quest series models are formed as true monocoque forks, in one continuous unit (steerer/crown/blades) for optimal strength and performance.

# QUEST ELITE

## SPECIFICATIONS

Frame	Reynolds 631 seamless air-hardened chromoly main tubes with SSD frame geometry and SST tubing diameters, sloping top tube design, double-tapered heat-treated stays, reinforced head tube collars, lost wax dropouts and fender/rack eyelets
Fork	Jamis Road carbon composite with forged alloy dropouts and fender eyelets
Headset	Ritchey LB threadless, 1 1/8"
Wheels	Ritchey Comp Zeta tubeless ready wheelset, 20/24H, 24mm rim profile, cold forged hubs with cup and cone bearings and DT Competition spokes
Tires	Vittoria Zaffiro Pro, 700 x 25c, folding
Derailleurs	Shimano 105 RD-5800 rear and Shimano 105 FD-5800 front with 28.6mm alloy clamp
Shiftlevers	Shimano 105 ST-5800 Dual Control STI, 22-speed
Chain	Shimano CN-HG601
Cassette	Shimano 11-speed, 11-28T
Crankset	Shimano 105 FC-5800, 50/34T, 170mm (48/51), 172.5mm (54/56), 175mm (58/61)
BB Set	Shimano BB4600 external
Pedals	N/A
Brakeset	Shimano BR451 Super SLR long reach dual pivot calipers with adjustable pads and Shimano 105 ST-5800 STI levers
Handlebar	Ritchey Comp Logic Curve, 6061 aluminum, 31.8 x 400mm (48/51), 420mm (54/65) 440mm (58/61)
Stem	Ritchey 4-Axis, 3D forged 6061 alloy, 6" x 90mm (48/51), 100mm (54/56) 120mm (58/61).
Grips	Fizik Microtex Superlight Soft Touch tape
Seat Post	Ritchey Road, 27.2 x 300mm with chromo seatpin
Saddle	Selle Royal Seta S1 with integrated clip system
Sizes	48, 51, 54, 56, 58, 61cm
Color	Charcoal
Weight	20.0 lbs



## TECH FEATURES

**REYNOLDS**



## UPGRADES/CHANGES FROM 2016

Redesigned SSD frame geometry  
Ritchey Comp Zeta Tubeless ready wheelset

## REASONS TO UPGRADE FROM QUEST COMP

Ritchey Comp Zeta Tubeless ready wheelset  
Shimano 105 11-speed group  
Shimano 105 FC-5800 crankset, 50/34T  
Shimano R451 brakeset  
Vittoria Zaffiro Pro folding tires  
Ritchey 4-Axis stem and seat post

## GEOMETRY

SIZE	TT EFFECTIVE	HT ANGLE	ST ANGLE	CHAINSTAY	WHEELBASE	FORK RAKE	BB DROP	HEADTUBE	STANDOVER	STACK	REACH
48	20.24 / 514	71°	75°	16.34 / 415	39.09 / 993	1.97 / 50	2.79 / 71	5.24 / 133	29.01 / 737	21.53 / 547	14.44 / 367
51	21.02 / 534	72°	74°	16.34 / 415	39.13 / 994	1.97 / 50	2.74 / 69.5	5.94 / 151	30.24 / 768	22.30 / 566	14.61 / 371
54	21.85 / 555	72.5°	73°	16.54 / 420	39.33 / 999	1.69 / 43	2.68 / 68	6.61 / 168	30.98 / 787	23.07 / 586	14.79 / 376
56	22.24 / 565	73°	73°	16.54 / 420	39.53 / 1004	1.69 / 43	2.68 / 68	7.32 / 186	31.77 / 807	23.81 / 605	14.96 / 380
58	22.60 / 574	73°	73°	16.73 / 425	40.08 / 1018	1.69 / 43	2.62 / 66.5	8.15 / 207	32.48 / 825	24.55 / 624	15.09 / 383
61	22.99 / 584	73°	73°	16.73 / 425	40.47 / 1028	1.69 / 43	2.62 / 66.5	8.94 / 227	33.23 / 844	25.39 / 645	15.26 / 388

# QUEST ELITE FEMME

## SPECIFICATIONS

Frame	Reynolds 631 seamless air-hardened chromoly main tubes with SSD frame geometry and SST tubing diameters, sloping top tube design, double-tapered heat-treated stays, reinforced head tube collars, lost wax dropouts and fender/rack eyelets
Fork	Jamis Road carbon composite with forged alloy dropouts and fender eyelets
Headset	Ritchey LB threadless, 1 1/8"
Wheels	Ritchey Comp Zeta tubeless ready wheelset, 20/24H, 24mm rim profile, cold forged hubs with cup and cone bearings and DT Competition spokes
Tires	Vittoria Zaffiro Pro, 700 x 25c, folding
Derailleurs	Shimano 105 RD-5800 rear and Shimano 105 FD-5800 front with 28.6mm alloy clamp
Shiftlevers	Shimano 105 ST-5800 Dual Control STI, 22-speed
Chain	Shimano CN-HG601
Cassette	Shimano 11-speed, 11-28T
Crankset	Shimano 105 FC-5800, 50/34T, 165mm (48), 170mm (51/54)
BB Set	Shimano BB4600 external
Pedals	N/A
Brakeset	Shimano BR451 Super SLR long reach dual pivot calipers with adjustable pads and Shimano 105 ST-5800 STI levers
Handlebar	Ritchey Logic Curve, 6061 aluminum, 31.8 x 380mm (48), 400mm (51/54)
Stem	Ritchey 4-Axis, 3D forged 6061 alloy, 6" x 90mm (48/51), 100mm (54).
Grips	Fizik Microtex Superlight Soft Touch tape
Seat Post	Ritchey Road, 27.2 x 300mm with chromo seatpin
Saddle	Selle Royal Seta S1 femme with integrated clip system
Sizes	48, 51, 54cm
Color	Pure White
Weight	19.75 lbs



## TECH FEATURES

**REYNOLDS**

**SSD**  
SIZE SPECIFIC DESIGN

*Femme*

## UPGRADES/CHANGES FROM 2016

- Redesigned SSD frame geometry
- Ritchey Comp Zeta Tubeless ready wheelset

## REASONS TO UPGRADE FROM QUEST COMP

- Ritchey Comp Zeta Tubeless ready wheelset
- Shimano 105 11-speed group
- Shimano 105 FC-5800 crankset, 50/34T
- Shimano R451 brakeset
- Vittoria Zaffiro Pro folding tires
- Ritchey 4-Axis stem and seat post

## GEOMETRY

SIZE	TT EFFECTIVE	HT ANGLE	ST ANGLE	CHAINSTAY	WHEELBASE	FORK RAKE	BB DROP	HEADTUBE	STANDOVER	STACK	REACH
48	19.88 / 505	71°	75.5°	16.34 / 415	38.86 / 987	1.97 / 50	2.79 / 71	4.72 / 120	28.86 / 733	21.12 / 537	14.38 / 365
51	20.47 / 520	71.5°	75°	16.34 / 415	39.17 / 995	1.97 / 50	2.74 / 69.5	5.63 / 143	30.12 / 765	21.92 / 557	14.57 / 370
54	21.30 / 541	71.5°	74°	16.34 / 415	39.33 / 999	1.69 / 43	2.74 / 69.5	6.38 / 162	30.83 / 783	22.75 / 578	14.75 / 375

# QUEST COMP

## SPECIFICATIONS

Frame	Reynolds 520 double-butted chromoly main tubes with SSD frame geometry and SST tubing diameters, sloping top tube frame design, double-tapered cromoly stays, forged dropouts and fender/rack eyelets
Fork	Jamis Road carbon composite with forged alloy dropouts with fender eyelets
Headset	Ritchey LB threadless, 1 1/8"
Wheels	Alex AT 470 rims with TCS (Tubeless Compatible System), 28/32H, Formula alloy hubs with QR and 14g stainless steel spokes
Tires	Vittoria Zaffiro, 700 x 25c
Derailleurs	Shimano Sora RD-R3000GS rear and Sora FD-R3030 front with 28.6mm alloy clamp
Shiftlevers	Shimano Sora ST-R3030 Dual Control STI, 27-speed
Chain	KMC Z99
Cassette	Shimano HG200 9-speed, 11-32T
Crankset	FSA Vero, 50/39/30T, 170mm (48/51), 172.5mm (54/56), 175mm (58/61)
BB Set	FSA sealed cartridge, 68 x 116mm
Pedals	Touring platform style, full alloy with toe clips
Brakeset	Tektro R317 long reach dual-pivot calipers with adjustable pads and Shimano Sora ST-R3030 STI levers
Handlebar	Ritchey Comp Logic Curve, 6061 aluminum, 31.8 x 400mm (48/51), 420mm (54/56), 440mm (58/61)
Stem	Jamis adjustable threadless system (ATS), forged aluminum, 10° x 90mm (48/51), 105mm (54/56), 115mm (58/61), ATS shim length 80mm
Grips	Jamis suede tape
Seat Post	Jamis alloy micro-adjust, 27.2 x 300mm with cromoly seat pin
Saddle	Selle Royal Seta S1 with integrated clip system
Sizes	48, 51, 54, 56, 58, 61cm
Color	Midnight Blue
Weight	23.0 lbs



## TECH FEATURES

**REYNOLDS**



**ATS** Adjustable Threadless System

## UPGRADES/CHANGES FROM 2016

- Redesigned SSD frame geometry
- New Shimano Sora R3000 group
- Shimano HG200 9-speed, 11-32T cassette

## REASONS TO UPGRADE FROM QUEST SPORT

- Reynolds 520 chromoly frame tubing
- Jamis carbon composite fork
- New Shimano Sora R3000 group
- Ritchey Comp Logic Curve bar and Ritchey seat post
- Jamis adjustable threadless system (ATS) stem

## GEOMETRY

SIZE	TT EFFECTIVE	HT ANGLE	ST ANGLE	CHAINSTAY	WHEELBASE	FORK RAKE	BB DROP	HEADTUBE	STANDOVER	STACK	REACH
48	20.24 / 514	71°	75°	16.34 / 415	39.09 / 993	1.97 / 50	2.79 / 71	5.24 / 133	29.01 / 737	21.53 / 547	14.44 / 367
51	21.02 / 534	72°	74°	16.34 / 415	39.13 / 994	1.97 / 50	2.74 / 69.5	5.94 / 151	30.24 / 768	22.30 / 566	14.61 / 371
54	21.85 / 555	72.5°	73°	16.54 / 420	39.33 / 999	1.69 / 43	2.68 / 68	6.61 / 168	30.98 / 787	23.07 / 586	14.79 / 376
56	22.24 / 565	73°	73°	16.54 / 420	39.53 / 1004	1.69 / 43	2.68 / 68	7.32 / 186	31.77 / 807	23.81 / 605	14.96 / 380
58	22.60 / 574	73°	73°	16.73 / 425	40.08 / 1018	1.69 / 43	2.62 / 66.5	8.15 / 207	32.48 / 825	24.55 / 624	15.09 / 383
61	22.99 / 584	73°	73°	16.73 / 425	40.47 / 1028	1.69 / 43	2.62 / 66.5	8.94 / 227	33.23 / 844	25.39 / 645	15.26 / 388

# QUEST COMP FEMME

## SPECIFICATIONS

Frame	Reynolds 520 double-buttet chromoly main tubes with SSD frame geometry and SST tubing diameters, sloping top tube frame design, double-tapered crommo stays, forged dropouts and fender/rack eyelets
Fork	Jamis Road carbon composite with forged alloy dropouts with fender eyelets
Headset	Ritchey LB threadless, 1 1/8"
Wheels	Alex AT 470 rims with TCS (Tubeless Compatible System), 28/32H, Formula alloy hubs with QR and 14g stainless steel spokes
Tires	Vittoria Zaffiro, 700 x 25c
Derailleurs	Shimano Sora RD-R3000GS rear and Sora FD-R3030 front with 28.6mm alloy clamp
Shiftlevers	Shimano Sora ST-R3030 Dual Control STI, 27-speed
Chain	KMC Z99
Cassette	Shimano HG200 9-speed, 11-32T
Crankset	FSA Vero, 50/39/30T, 165mm (48), 170mm (51/54)
BB Set	FSA sealed cartridge, 68 x 116mm
Pedals	Touring platform style, full alloy with toe clips
Brakeset	Tektro R317 long reach dual-pivot calipers with adjustable pads and Shimano Sora ST-3500 STI levers
Handlebar	Ritchey Comp Logic Curve, 6061 aluminum, 31.8 x 380mm (48), 400mm (51/54)
Stem	Jamis adjustable threadless system (ATS), forged aluminum, 10° x 90mm (48/51), 105mm (54), ATS shim length 80mm
Grips	Jamis suede tape
Seat Post	Jamis alloy micro-adjust, 27.2 x 300mm with crommo seat pin
Saddle	Selle Royal Seta S1 femme with integrated clip system
Sizes	48, 51, 54
Color	Twilight
Weight	22.75 lbs



## TECH FEATURES

**REYNOLDS**

**SSD**  
SIZE SPECIFIC DESIGN

**ATS** Adjustable Threadless System

*Femme*

## UPGRADES/CHANGES FROM 2016

Redesigned SSD frame geometry

New Shimano Sora R3000 group

Shimano HG200 9-speed, 11-32T cassette

## REASONS TO UPGRADE FROM QUEST SPORT

Reynolds 520 chromoly frame tubing

Jamis carbon composite fork

New Shimano Sora R3000 group

Ritchey Comp Logic Curve bar and Ritchey seat post

Jamis adjustable threadless system (ATS) stem

## GEOMETRY

SIZE	TT EFFECTIVE	HT ANGLE	ST ANGLE	CHAINSTAY	WHEELBASE	FORK RAKE	BB DROP	HEADTUBE	STANDOVER	STACK	REACH
48	19.88 / 505	71°	75.5°	16.34 / 415	38.86 / 987	1.97 / 50	2.79 / 71	4.72 / 120	28.86 / 733	21.12 / 537	14.38 / 365
51	20.47 / 520	71.5°	75°	16.34 / 415	39.17 / 995	1.97 / 50	2.74 / 69.5	5.63 / 143	30.12 / 765	21.92 / 557	14.57 / 370
54	21.30 / 541	71.5°	74°	16.34 / 415	39.33 / 999	1.69 / 43	2.74 / 69.5	6.38 / 162	30.83 / 783	22.75 / 578	14.75 / 375

# QUEST SPORT

## SPECIFICATIONS

Frame	4130 double-buttet chromoly main tubes with SSD frame geometry and SST tubing diameters, sloping top tube frame design, double-tapered cromoly stays, forged dropouts and fender/rack eyelets
Fork	Full 4130 chromoly lugged crown, radius blades, forged dropouts with fender eyelets
Headset	Ritchey LB threadless, 1 1/8"
Wheels	Alex AT 470 rim with TCS (Tubeless Compatible System) with CNC sidewalls, 28/32H, Formula alloy hubs with QR and 14g stainless steel spokes
Tires	Vittoria Zaffiro, 700 x 25c
Derailleurs	Shimano Claris RD-2400 GS rear and Shimano Claris FD-2403 front with 28.6mm alloy clamp
Shiftlevers	Shimano Claris ST-2400 Dual Control STI, 24-speed
Chain	KMC Z8
Cassette	Shimano HG41 8-speed, 11-32T
Crankset	Shimano Claris FC-2403, 52/42/30T, 170mm (48/5154), 175mm (56/58/61)
BB Set	FSA sealed cartridge, 68 x 116mm
Pedals	Touring platform style, full alloy with toe clips
Brakeset	Tektro R317 long reach dual-pivot calipers with adjustable pads Shimano Claris ST-2400 STI levers
Handlebar	Jamis Ergo, 6061 aluminum, 31.8 x 380mm (48), 400mm (51/54), 420mm (56/58/61)
Stem	Jamis Road, 3D forged 6061 alloy, 7" x 90mm (48/51), 100mm (54/56), 110mm (58/61)
Grips	Jamis suede tape
Seat Post	Jamis alloy micro-adjust, 26.6 x 300mm with cromoly seat pin
Saddle	Jamis Touring Sport with pressure relief cut-out
Sizes	48, 51, 54, 56, 58, 61cm
Color	Gloss Black or Cosmo Blue
Weight	25.0 lbs



Cosmo Blue

## TECH FEATURES



## UPGRADES/CHANGES FROM 2016

- Redesigned SSD frame geometry
- Alex AT 470 rims with TCS (Tubeless Compatible System)
- Shimano HG41 8-speed, 11-32T cassette



Gloss Black

## GEOMETRY

SIZE	TT EFFECTIVE	HT ANGLE	ST ANGLE	CHAINSTAY	WHEELBASE	FORK RAKE	BB DROP	HEADTUBE	STANDOVER	STACK	REACH
48	20.24 / 514	71°	75°	16.34 / 415	39.09 / 993	1.97 / 50	2.79 / 71	5.24 / 133	29.01 / 737	21.53 / 547	14.44 / 367
51	21.02 / 534	72°	74°	16.34 / 415	39.13 / 994	1.97 / 50	2.74 / 69.5	5.94 / 151	30.24 / 768	22.30 / 566	14.61 / 371
54	21.85 / 555	72.5°	73°	16.54 / 420	39.33 / 999	1.69 / 43	2.68 / 68	6.61 / 168	30.98 / 787	23.07 / 586	14.79 / 376
56	22.24 / 565	73°	73°	16.54 / 420	39.53 / 1004	1.69 / 43	2.68 / 68	7.32 / 186	31.77 / 807	23.81 / 605	14.96 / 380
58	22.60 / 574	73°	73°	16.73 / 425	40.08 / 1018	1.69 / 43	2.62 / 66.5	8.15 / 207	32.48 / 825	24.55 / 624	15.09 / 383
61	22.99 / 584	73°	73°	16.73 / 425	40.47 / 1028	1.69 / 43	2.62 / 66.5	8.94 / 227	33.23 / 844	25.39 / 645	15.26 / 388



# QUEST SPORT FEMME

## SPECIFICATIONS

Frame	4130 double-buttet chromoly main tubes with SSD frame geometry and SST tubing diameters, sloping top tube frame design, double-tapered crommo stays, forged dropouts and fender/rack eyelets
Fork	Full 4130 chromoly lugged crown, radius blades, forged dropouts with fender eyelets
Headset	Ritchey LB threadless, 1 1/8"
Wheels	Alex AT 470 rims with TCS (Tubeless Compatible System) with CNC sidewalls, 28/32H, Formula alloy hubs with QR and 14g stainless steel spokes
Tires	Vittoria Zaffiro, 700 x 25c
Derailleurs	Shimano Claris RD-2400 GS rear and Shimano Claris FD-2403 front with 28.6mm alloy clamp
Shiftlevers	Shimano Claris ST-2400 Dual Control STI, 24-speed
Chain	KMC Z8
Cassette	Shimano HG41 8-speed, 11-32T
Crankset	Shimano Claris FC-2403, 52/42/30T, 165mm (48), 170mm (51/54)
BB Set	FSA sealed cartridge, 68 x 116mm
Pedals	Touring platform style, full alloy with toe clips
Brakeset	Tektro R317 long reach dual-pivot calipers with adjustable pads Shimano Claris ST-2400 STI levers
Handlebar	Jamis Ergo, 6061 aluminum, 31.8 x 380mm (48), 400mm (51/54)
Stem	Jamis Road, 3D forged 6061 alloy, 7" x 90mm (48/51), 100mm (54)
Grips	Jamis suede tape
Seat Post	Jamis alloy micro-adjust, 26.6 x 300mm with crommo seat pin
Saddle	Jamis Touring Sport Femme with pressure relief cut-out
Sizes	48, 51, 54cm
Color	Teal Fo' Real
Weight	24.75 lbs



## TECH FEATURES



*Femme*

## UPGRADES/CHANGES FROM 2016

- Redesigned SSD frame geometry
- Alex AT 470 rim with TCS (Tubeless Compatible System)
- Shimano HG41 8-speed, 11-32T cassette

## GEOMETRY

SIZE	TT EFFECTIVE	HT ANGLE	ST ANGLE	CHAINSTAY	WHEELBASE	FORK RAKE	BB DROP	HEADTUBE	STANDOVER	STACK	REACH
48	19.88 / 505	71°	75.5°	16.34 / 415	38.86 / 987	1.97 / 50	2.79 / 71	4.72 / 120	28.86 / 733	21.12 / 537	14.38 / 365
51	20.47 / 520	71.5°	75°	16.34 / 415	39.17 / 995	1.97 / 50	2.74 / 69.5	5.63 / 143	30.12 / 765	21.92 / 557	14.57 / 370
54	21.30 / 541	71.5°	74°	16.34 / 415	39.33 / 999	1.69 / 43	2.74 / 69.5	6.38 / 162	30.83 / 783	22.75 / 578	14.75 / 375



## 2017 AURORA SERIES

These are the road bikes for smart cyclo-tourists and world travelers. Our legendary Reynolds steel chassis assure unbeatably robust performance and resilient ride damping you'll appreciate while loaded up and cresting steep mountain passes or rural back roads. This is magic carpet ride stuff, especially for full-pannier touring and rough-road adventures.

### Real Reynolds Steel

Reynolds pioneered the techniques of making butted tubing around the turn of the century, and their 531 manganese-molybdenum alloy tubing was the standard of excellence for many decades. The Aurora Elite features a new generation of Reynolds steel: 631 seamless, air-hardened/cold-worked chrome-moly frame tubes. On the Aurora, it's Reynolds 520 double-butted cro-mo.

### ATS for Comfort and Fit

The clever and patented ATS steering system allows you to quickly and easily adjust your stem height. Feeling a little tight in the back after the first few days of your long-distance tour? Pull that stem height up for some relief. Then drop it back down when that back loosens up.

### SST Means "Custom"

Our SST (size-specific tubing) engineering protocol employs smaller-diameter frame sections for smaller frames and larger ones for bigger frames, for more consistent ride quality across all frame sizes.

### Water Jet Cut Dropouts

Water jet cutting forms the elegant dropout of the Aurora Elite. Why? Using ultra-high pressure jets of water mixed with abrasives to cut the dropouts doesn't interfere with the steel's inherent structure, as there is no "heat-affected zone" from the cutting. The result? Great looks and a stronger frame.

### Stopping Power

A powerful braking system is a must for fully loaded touring or commuting in traffic. The Aurora Elite delivers with TRP HYRD hydraulic disc brakes that work powerfully rain or shine. While the Aurora offers the always reliable and light Tektro 992 cantilevers.

### Fenders

Longer, full-coverage alloy fenders with a front radius of 140° and a rear radius of 200° are designed to fully protect both rider and bike from rainwater sloughing off spinning wheels. The full-coverage design, complete with mud flaps, have a consistent inside fender radius and rolled edges to keep water inside the fender, and off your feet and drivetrain.

### Load 'er Up

Check out the full complement of braze-on's: Fenders? Check, Rear Carrier? Check, Lowriders? Yup.... the Aurora series has it all covered.

### Bar-End Shifters

When you've finally set out on that life-changing journey, nothing can change your life faster than having your integrated shift/brake levers fail miles from civilization. Bar-end shifters are more resistant to damage than STI shifters because they're mechanically simpler and you can turn off the indexing in the event of a bent hanger or dropout that prevents the shift indexing from working properly. Another advantage: you are less prone to numbness in the hands because you move them about more, unlike with STI's where there's more of a tendency to ride for long periods of time on the lever hoods.

### Tires

The Aurora Elite's Clement X Plor USH 35mm adventure tires are designed with a combination of firm center ridge and diamond-shaped side knobs that provides low rolling resistance and optimal on/off road-holding capabilities even with the additional weight of loaded touring. The Vittoria Randonneur tires on the Aurora features an Aquaflo tread pattern for secure riding in conditions wet or dry and Double Shielding puncture protection for long tube and tire life.

# AURORA ELITE

## SPECIFICATIONS

Frame	Reynolds 631 seamless air-hardened chromoly main tubes with SST tubing diameters, double-tapered heat-treated cromoly stays with clearance for 35mm tires and fenders, extended head tube with reinforced collars, custom laser cut road disc dropouts, fender/rack eyelets and 3 spoke carrier.
Fork	Lugged semi-sloping chromoly with low-rider braze-ons, disc brake tab, forged dropouts and fender mount eyelets with clearance for 35mm tires and fenders
Headset	Ritchey Logic V2 threadless, 1 1/8"
Wheels	Mavic XM 119 double wall rims, 36H, Shimano R505 Center Lock disc hubs and DT Champion 14g stainless steel spokes
Tires	Clement X Plor USH, 700 x 35c, 60tpi, protection belt with reflective sidewalls and Kevlar folding bead
Derailleurs	Shimano 105 RD-5700GS rear and Shimano 105 FD-5703 front with 28.6mm alloy clamp
Shiftlevers	Dura Ace bar-end, 30-speed
Chain	Shimano 10-speed
Cassette	Shimano 10-speed, 11-32T
Crankset	Shimano FC-5703, 50/39/30T, 170mm (47/50), 172.5mm (53/55), 175mm (57/59/62)
BB Set	Shimano BBS500 external
Pedals	N/A
Brakeset	TRP HYRD cable actuated hydraulic disc brakes with Shimano 160mm rotors and Tektro RL340 road brake levers
Handlebar	Jamis Ergo, 6061 aluminum, 31.8 x 380mm (47), 400mm (50/53), 420mm (55), 440mm (57/59/62)
Stem	Jamis adjustable threadless system (ATS), 3D cold forged aluminum, 7" x 90mm (47/50), 100mm (53/55), 120mm (57/59/62), ATS shim length 100mm
Grips	Jamis natural cork bar tape
Seat Post	Jamis alloy micro-adjust, 27.2 x 300mm with cromoly seat pin
Saddle	Jamis Touring Sport with pressure relief cut-out and hollow chromoly rails
Accessories	Full coverage 45mm fenders with adjustable stays and designed mud flaps, Jamis carrier (capacity 25kg/55lbs.) with Jamis logo strap and rear reflector
Sizes	47, 50, 53, 55, 57, 59, 62cm
Color	Ano Black
Weight	29.25 lbs



## TECH FEATURES

**REYNOLDS**

**SST**

**ATS** Adjustable Threadless System

## UPGRADES/CHANGES FROM 2016

Same great price point, spec and quality

## REASONS TO UPGRADE FROM AURORA

- TRP HYRD cable actuated hydraulic disc brakes
- Shimano 105 group
- Shimano FC-R563 50/39/30T crankset with external 4600 BB
- Shimano R505 Center Lock disc brake hubs
- Mavic XM 119 double wall rims with DT Champion spokes
- Clement X Plor USH, 700 x 35c, 60tpi Tires

## GEOMETRY

SIZE	TT EFFECTIVE	HT ANGLE	ST ANGLE	CHAINSTAY	WHEELBASE	FORK RAKE	BB DROP	HEADTUBE	STANDOVER	STACK	REACH
47	20.47 / 520	70°	74°	17.32 / 440	40.35 / 1025	1.97 / 50	2.56 / 65	3.94 / 100	27.72 / 704	20.79 / 528	15.51 / 368
50	21.30 / 541	71.5°	74°	17.32 / 440	40.71 / 1034	1.97 / 50	2.56 / 65	4.53 / 115	31.10 / 790	21.57 / 548	15.12 / 384
53	21.73 / 552	71.5°	73°	17.32 / 440	40.71 / 1034	1.97 / 50	2.56 / 65	5.32 / 135	31.77 / 807	22.32 / 567	14.88 / 378
55	22.12 / 562	71.5°	73°	17.32 / 440	41.10 / 1044	1.97 / 50	2.56 / 65	5.91 / 150	32.44 / 824	22.87 / 581	15.20 / 386
57	22.64 / 575	71.5°	72°	17.32 / 440	41.22 / 1047	1.97 / 50	2.56 / 65	6.50 / 165	33.07 / 840	23.43 / 595	19.09 / 485
59	22.99 / 584	72°	72°	17.32 / 440	41.38 / 1051	1.97 / 50	2.56 / 65	7.09 / 180	33.78 / 858	24.06 / 611	15.31 / 389
62	23.35 / 593	72.5°	72°	17.32 / 440	41.54 / 1055	1.97 / 50	2.56 / 65	7.67 / 195	34.64 / 880	24.72 / 628	15.47 / 393

# AURORA

## SPECIFICATIONS

Frame	Reynolds 520 double-butted chromoly main tubes with SST tubing diameters, double-tapered cromoly stays, extended head tube with reinforced collars, forged dropouts, fender/rack eyelets and 3 spoke carrier
Fork	Lugged semi-sloping chromoly with canti bosses, low-rider carrier braze-ons, forged dropout with fender eyelets
Headset	Threadless, 1 1/8"
Wheels	Alex ACE19 eyeleted double walled rims, 36H, Shimano Tiagra RS400 hubs with QR and 14g stainless steel spokes
Tires	Vittoria Randonneur with Double Shielding puncture protection, 700 x 32c
Derailleurs	Shimano Tiagra RD-4601GS rear and Sora FD-R3030 front with 28.6mm alloy clamp
Shiftlevers	microSHIFT bar-end shifters with index or friction option, 27-speed
Chain	KMC Z99
Cassette	Shimano HG200 9-speed, 11-32T
Crankset	FSA Alpha Drive, 48/36/26T, 165mm (47) 170mm (50/53/55) 175mm (57/59/62)
BB Set	FSA sealed cartridge, 68 x 118mm
Pedals	Touring platform, full alloy cage & body with toe clips
Brakeset	Tektro 992 forged alloy cantilevers with Tektro RL340 road brake levers
Handlebar	Jamis Ergo, 6061 aluminum, 31.8 x 380mm (47), 400mm (50/53), 420mm (55), 440mm (57/59/62)
Stem	Jamis adjustable threadless system (ATS), forged aluminum, 10" x 90mm (47/50), 105mm (53/55), 115mm (57/59/62). ATS shim length 100mm
Grips	Jamis natural cork bar tape
Seat Post	Jamis alloy micro-adjust, 27.2 x 300mm with cromoly seat pin
Saddle	Jamis Touring Sport with pressure relief cut-out
Accessories	Full coverage 45mm fenders with adjustable stays and new designed mud flaps, Jamis carrier (capacity 18kg/40lbs.) with Jamis logo strap and rear reflector
Sizes	47, 50, 53, 55, 57, 59, 62cm
Color	Midnight Blue
Weight	29.75 lbs



## TECH FEATURES

**REYNOLDS**

**SST**

**ATS** Adjustable Threadless System

## UPGRADES/CHANGES FROM 2016

Sora FD-R3030 front derailleur

Shimano HG200 9-speed, 11-32T cassette

## GEOMETRY

SIZE	TT EFFECTIVE	HT ANGLE	ST ANGLE	CHAINSTAY	WHEELBASE	FORK RAKE	BB DROP	HEADTUBE	STANDOVER	STACK	REACH
47	20.47 / 520	70°	74°	17.32 / 440	40.31 / 1024	1.97 / 50	2.56 / 65	3.94 / 100	27.95 / 710	20.51 / 521	14.49 / 368
50	21.34 / 542	71.5°	74°	17.32 / 440	40.67 / 1033	1.97 / 50	2.56 / 65	4.53 / 115	30.87 / 784	21.30 / 541	15.20 / 386
53	21.73 / 552	71.5°	73°	17.32 / 440	40.71 / 1034	1.97 / 50	2.56 / 65	5.32 / 135	31.81 / 808	22.05 / 560	14.96 / 380
55	21.93 / 557	71.5°	73°	17.32 / 440	40.90 / 1039	1.97 / 50	2.56 / 65	5.91 / 150	32.56 / 827	22.60 / 574	15.00 / 381
57	22.32 / 567	71.5°	72°	17.32 / 440	40.90 / 1039	1.97 / 50	2.56 / 65	6.50 / 165	33.15 / 842	23.15 / 588	14.80 / 376
59	22.72 / 577	72°	72°	17.32 / 440	41.10 / 1044	1.97 / 50	2.56 / 65	7.09 / 180	33.86 / 860	23.82 / 605	15.00 / 381
62	23.23 / 590	72.5°	72°	17.32 / 440	41.38 / 1051	1.97 / 50	2.56 / 65	7.67 / 195	34.76 / 883	24.45 / 621	15.31 / 389



## 2017 BEATNIK

This is stripped-down, go fast gear for the urban jungle. Steel frames to soak up anything the city has to throw at you. Brakes and flip-flop hub just in case. Everything you need to survive on pedals on the street. Nothing more. Nothing less.

### **Secure Stops**

We include front and rear brakes in our specification. The calipers are a “long-reach” type allowing for greater tire width choices and fender installation.

### **Ride Fixed or Free**

Whether you prefer to ride fixed or free, we’ve got you covered with a Flip-Flop rear hub and fixed cogs already installed.

### **Real Steel**

There is simply no better material better suited for the rigors of urban riding than steel. Unlike aluminum, steel naturally damps or absorbs the shocks and vibrations of city streets. Aluminum simply transmits it, like a tuning fork, which is why aluminum frames are often criticized for their “harsh” riding qualities. Besides, on a fixie, where vintage reigns, skinny steel frame tubes are just right.

### **Steering Style**

The Beatnik’s short length flat bar and threadless alloy stem can be flipped to a 10-degree positive position depending on rider preference.

### **SST Means “Custom”**

Our SST (size-specific tubing) engineering protocol employs smaller-diameter frame sections for smaller frames and larger ones for bigger frames, for more consistent ride quality across all frame sizes.

# BEATNIK

## SPECIFICATIONS

Frame	Hi-Ten tubing with SST tubing diameters, tapered rear stays, rear entry dropouts with fender eyelets
Fork	Unicrown straight blade with fender eyelets
Headset	Threadless, 1 1/8"
Wheels	Alloy rims with GSW sidewall, 32H, alloy track hubs with flip/flop rear and 14g stainless steel spokes
Tires	Urban, 700 x 28c
Derailleurs	N/A
Shiftlevers	N/A
Chain	KMC Z410A
Cassette	Formula 16T Fixed and 16T Freewheel
Crankset	Forged alloy crank, single 46T alloy chainring, 170mm
BB Set	Sealed Cartridge
Pedals	Touring platform, full alloy cage & body
Brakeset	Long reach alloy calipers with shorty brake levers
Handlebar	Rise bar, aluminum, 25.4 bar bore, 640mm wide, 10mm rise, 10° sweep
Stem	Jamis Road, 3D forged 6061 alloy, 35° x 80mm (47/50), 100mm (53/55), 120mm (57/59/62)
Grips	BMX Type Grip
Seat Post	Jamis alloy micro-adjust, 25.6 x 350mm with alloy clamp
Saddle	Jamis Vintage with perforated cover
Sizes	48, 51, 54, 56, 58, 61cm
Color	Gloss Black or Cosmo Blue
Weight	25.0 lbs



Cosmo Blue



Gloss Black

## TECH FEATURES



## UPGRADES/CHANGES FROM 2016

Same great price point, spec and quality

## GEOMETRY

SIZE	TT EFFECTIVE	HT ANGLE	ST ANGLE	CHAINSTAY	WHEELBASE	FORK RAKE	BB DROP	HEADTUBE	STANDOVER	STACK	REACH
48	20.31 / 516	71.5°	75.5°	15.94 / 405	38.62 / 981	1.77 / 45	2.56 / 65	3.74 / 95	29.84 / 758	20.59 / 523	15.04 / 382
51	20.79 / 528	72°	74.5°	15.94 / 405	38.54 / 979	1.77 / 45	2.56 / 65	4.13 / 105	30.59 / 777	21.02 / 534	15.04 / 382
54	21.73 / 552	72.5°	73.5°	15.94 / 405	38.70 / 983	1.57 / 40	2.56 / 65	4.72 / 120	31.46 / 799	21.73 / 552	15.35 / 390
56	22.36 / 568	73.5°	73°	15.94 / 405	38.78 / 985	1.57 / 40	2.56 / 65	5.31 / 135	32.20 / 818	22.40 / 569	15.59 / 396
58	22.75 / 578	73.5°	73°	15.94 / 405	39.17 / 995	1.57 / 40	2.56 / 65	6.10 / 155	32.95 / 837	23.15 / 588	15.75 / 400
61	23.46 / 596	74°	72°	15.94 / 405	39.17 / 995	1.57 / 40	2.56 / 65	7.28 / 185	34.05 / 865	24.33 / 618	15.59 / 396





# 2017 COMMUTER SERIES

Many people are now discovering that commuting by bike is not only healthy, efficient and green, but on the right bike is also easy and fun. Our Commuters are designed to minimize maintenance, while maximizing comfort and efficiency. The lightweight aluminum frames, fenders, rear carriers, and single-chainring drivetrains are ready for the inner city shuffle, with our saddles and grips designed to offer comfortable contact points so you arrive refreshed and recharged.

## Stay High and Dry

Every Commuter offers longer, full-coverage aluminum fenders, complete with mud flaps. The consistent inside fender radius and rolled edges keeps the water inside the fender and off your feet and drivetrain. Every Commuter fender offers adjustable stays, so changing the size of your tires is never an issue.

## Stylish Steering

Every Commuter offers a smartly redesigned alloy handlebar that sweeps forward then back stylishly for a perfectly comfortable heads-up riding position.

## Old School Cool

A quilled stem may seem old school, but the traditional design is both simple and versatile. And on our Commuters, it looks great too. Loosening one Allen screw allows stem and handlebar height to be easily adjusted without effecting headset preload. Pull it up on Monday morning for see-in-traffic commutes, then lower it for faster, fitness rides on the weekend.

## Internal Gearing

The Shimano Nexus hub on the Commuter 3 has many advantages over externally geared derailleur systems. For one, shifting is smoother than on external systems. They are also more reliable and require much less maintenance because the mechanism is not exposed to dirt or weather. Instead, the gears are sealed within the hub and bathed in lubricant. And, unlike derailleur systems, they can be shifted even when the bicycle is stopped, a valuable feature for the commuter who rides in stop-and-go traffic.

## Ready to Load

We've designed our rear carriers specifically for use on all our Commuter models and painted them to match the frame and forks. All models include a Jamis securing strap.

## Jamis Metro Saddle

Our Jamis Metro Sport saddle offers just the right combination of width, shape and padding for riding comfortably and efficiently. Offered in gender specific sizing.

## Single Chainring Drivetrains

Nothing complicates a drivetrain faster than adding a second or third chainring, a front derailleur and another shifter. The possibility of a missed shift or a dropped chain is increased and nothing is less fun in traffic. Which is why we spec a SINGLE 42 or 44 tooth chainring in the front and only 7 or 8-speeds in the back on our Commuters. For commutes to school or the office, it's all the gearing you need.

## Smart Tires

The CST Corporal tire features a single compound rubber and grooved tread, so it not only rolls quickly on the street, but also maintains control in gravel and disperses water in wet conditions. The casing is reinforced for extra flat protection and offers a reflective sidewall stripe to increase visibility in the dark.



# COMMUTER 3

## SPECIFICATIONS

Frame	6061 triple gauge aluminum main tubes and stays, new sloping design, kickstand mount, forged dropouts and fender/rack eyelets
Fork	Jamis City/Cross straight aluminum blades, forged dropouts with single eyelet
Headset	Water-resistant sealed mechanism, threaded 1 1/8"
Wheels	Alex ID-19 double wall alloy rims with GSW sidewall, 32H, Shimano Nexus 7-speed internal gear hub, Formula alloy front hub with QR and 14g stainless steel spokes
Tires	CST Corporal with silver safety stripe, 700 x 32c
Derailleurs	N/A
Shiftlevers	Shimano RevoShift SL-7S10 for Nexus hub, 7-speed
Chain	KMC Z410
Cassette	Shimano Nexus, 20T
Crankset	Forged alloy crank, single 42T chainring, 170mm (14-18"), 175mm (19-23"), with full length chainguard
BB Set	FSA sealed cartridge, 68 x 122.5mm
Pedals	Comfort platform with TPE non-slip insert
Brakeset	Tektro BX310 linear pull brakes with Tektro CL530 ergonomic designed alloy brake levers with kraton insert
Handlebar	Jamis ARC, 6061 aluminum, 25.4 x 35" sweep x 580mm (F 14", 18") 600mm (M 15", 17", 19", 21", 23")
Stem	Jamis alloy hi-rise, quill type, 35" x 90mm with 180mm quill
Grips	Anatomic double density kraton with reflective end plug
Seat Post	Jamis alloy micro-adjust, 27.2 x 350mm with alloy clamp and QR seatpin
Saddle	Jamis Metro Sport with memory foam, synthetic leather cover, burnished sides, gender specific
Accessories	Full coverage 45mm fenders with adjustable stays & mud flaps, new designed Jamis carrier (capacity 18kg/40lbs.) with Jamis logo strap & rear reflector, micro bell and kickstand
Sizes	M: 15", 17", 19", 21", 23" S/O: 14", 18"
Color	M: Oxford Blue S/O: Pomegranate
Weight	32.75 lbs



## TECH FEATURES

## UPGRADES/CHANGES FROM 2016

## REASONS TO UPGRADE FROM COMMUTER 2

Same great spec and quality

Shimano Nexus Inter-7-speed rear hub with roller brake

Lightweight aluminum fork

## GEOMETRY

SIZE	TT EFFECTIVE	HT ANGLE	ST ANGLE	CHAINSTAY	WHEELBASE	FORK RAKE	BB DROP	HEADTUBE	STANDOVER	STACK	REACH
15	21.53 / 547	70°	73.5°	17.52 / 445	41.42 / 1052	1.97 / 50	2.75 / 70	4.92 / 125	27.44 / 697	22.48 / 571	14.96 / 380
17	22.12 / 562	70.5°	73.5°	17.52 / 445	41.85 / 1063	1.97 / 50	2.75 / 70	5.71 / 145	28.90 / 734	23.27 / 591	15.31 / 389
19	22.48 / 571	71°	73.5°	17.52 / 445	42.05 / 1068	1.97 / 50	2.75 / 70	6.30 / 160	30.20 / 767	23.90 / 607	15.47 / 393
21	23.03 / 585	71°	73°	17.52 / 445	42.20 / 1072	1.97 / 50	2.75 / 70	7.28 / 185	31.65 / 804	24.92 / 633	15.47 / 393
23	23.42 / 595	71.5°	73°	17.52 / 445	42.64 / 1083	1.97 / 50	2.75 / 70	8.66 / 220	33.11 / 841	26.22 / 666	15.47 / 393
14 S/O	21.50 / 546	70°	74.5°	17.52 / 445	41.77 / 1061	1.97 / 50	2.75 / 70	4.72 / 120	25.00 / 635	22.28 / 566	15.39 / 391
18 S/O	21.89 / 556	71°	74°	17.52 / 445	41.61 / 1057	1.97 / 50	2.75 / 70	5.12 / 130	25.67 / 652	22.79 / 579	15.43 / 392

# COMMUTER 2

## SPECIFICATIONS

Frame	6061 triple gauge aluminum main tubes and stays, new sloping design, kickstand mount, forged dropouts and fender/rack eyelets
Fork	Jamis City/Cross hi-tensile steel unicrown, straight blades, double dropout eyelets
Headset	Water-resistant sealed mechanism, threaded 1 1/8"
Wheels	Alex ID-19 double wall alloy rims with GSW sidewall, 32H, Formula alloy hubs with QR and 14g stainless steel spokes
Tires	CST Corporal with silver safety stripe, 700 x 32c
Derailleurs	SRAM VIA rear
Shiftlevers	SRAM 3.0 Comp Grip Shift, 8-speed
Chain	KMC Z7
Cassette	SHIMANO HG41 8-speed, 11-32T
Crankset	Forged alloy crank, single 42T chainring, 170mm (14-18"), 175mm (19-23"), with full length chainguard
BB Set	FSA sealed cartridge, 68 x 122.5mm
Pedals	Comfort platform with TPE non-slip insert
Brakeset	Forged alloy linear-pull brakes with Tektro CL530 ergonomic design alloy brake levers with kraton insert
Handlebar	Jamis ARC, 6061 aluminum, 25.4 x 35" sweep x 580mm (F 14", 18") 600mm (M 15", 17", 19", 21", 23")
Stem	Jamis alloy hi-rise, quill type, 35" x 90mm with 180mm quill
Grips	Anatomic double density kraton with reflective end plug
Seat Post	Jamis alloy micro-adjust, 27.2 x 350mm with alloy clamp and QR seatpin
Saddle	Jamis Metro Sport with memory foam, synthetic leather cover, burnished sides, gender specific
Accessories	Full coverage 45mm fenders with adjustable stays & mud flaps, new designed Jamis carrier (capacity 18kg/40lbs.) with Jamis logo strap & rear reflector, micro bell and kickstand
Sizes	M: 15", 17", 19", 21", 23" S/O: 14", 18"
Color	M: Black Olive S/O: Blue Lagoon or Coral
Weight	31.75 lbs



## TECH FEATURES

## UPGRADES/CHANGES FROM 2016

## REASONS TO UPGRADE FROM COMMUTER 1

Shimano 8-speed 11-32T cassette

Lightweight aluminum frame

Stronger 32H wheelset with double wall rims, cassette rear hub

SRAM VIA 8-speed group

Forged alloy crank with integrated spider

Jamis Metro Sport saddle with memory foam

## GEOMETRY

SIZE	TT EFFECTIVE	HT ANGLE	ST ANGLE	CHAINSTAY	WHEELBASE	FORK RAKE	BB DROP	HEADTUBE	STANDOVER	STACK	REACH
15	21.53 / 547	70°	73.5°	17.52 / 445	41.42 / 1052	1.97 / 50	2.75 / 70	4.92 / 125	27.44 / 697	22.48 / 571	14.96 / 380
17	22.12 / 562	70.5°	73.5°	17.52 / 445	41.85 / 1063	1.97 / 50	2.75 / 70	5.71 / 145	28.90 / 734	23.27 / 591	15.31 / 389
19	22.48 / 571	71°	73.5°	17.52 / 445	42.05 / 1068	1.97 / 50	2.75 / 70	6.30 / 160	30.20 / 767	23.90 / 607	15.47 / 393
21	23.03 / 585	71°	73°	17.52 / 445	42.20 / 1072	1.97 / 50	2.75 / 70	7.28 / 185	31.65 / 804	24.92 / 633	15.47 / 393
23	23.42 / 595	71.5°	73°	17.52 / 445	42.64 / 1083	1.97 / 50	2.75 / 70	8.66 / 220	33.11 / 841	26.22 / 666	15.47 / 393
14 S/O	21.50 / 546	70°	74.5°	17.52 / 445	41.77 / 1061	1.97 / 50	2.75 / 70	4.72 / 120	25.00 / 635	22.28 / 566	15.39 / 391
18 S/O	21.89 / 556	71°	74°	17.52 / 445	41.61 / 1057	1.97 / 50	2.75 / 70	5.12 / 130	25.67 / 652	22.79 / 579	15.43 / 392

# COMMUTER 1

## SPECIFICATIONS

Frame	Hi-Tensile steel frame, new sloping design, kickstand mounts, forged dropouts and fender/rack eyelets
Fork	Jamis City/Cross hi-tensile steel unicrown, straight blades, double dropout eyelets
Headset	Water-resistant sealed mechanism, threaded, 1 1/8"
Wheels	Alex R-1000 alloy rims, 36H, Formula alloy hubs with QR and 14g stainless steel spokes
Tires	CST Corporal with silver safety stripe, 700 x 32c
Derailleurs	Shimano Altus, RD-M310 rear
Shiftlevers	Shimano RevoShift SL-RS43, 7-speed
Chain	KMC Z7
Cassette	Shimano MF-TZ31 7-speed, 14-34T
Crankset	Forged alloy crank, single 44T chainring, 170mm, with full length chainguard
BB Set	FSA sealed cartridge, 68 x 122.5mm
Pedals	Comfort platform with TPE non-slip insert
Brakeset	Forged alloy linear-pull brakes with Tektro CL330 ergonomic design alloy brake lever with kraton insert
Handlebar	Jamis ARC, 6061 aluminum, 25.4 x 35" sweep x 580mm (F 14", 18") 600mm (M 15", 17", 19", 21", 23")
Stem	Jamis alloy hi-rise, quill type, 35" x 90mm with 180mm quill
Grips	Anatomic double density kraton with reflective end plug
Seat Post	Jamis alloy micro-adjust, 25.4 x 350mm with alloy clamp and QR seatpinin
Saddle	Jamis Metro Sport with synthetic suede cover, burnished sides, gender specific
Accessories	Full coverage 45mm fenders with adjustable stays & mud flaps, new designed Jamis carrier (capacity 18kg/40lbs.) with Jamis logo strap & rear reflector, micro bell and kickstand
Sizes	M: 15", 17", 19", 21", 23" S/O: 14", 18"
Color	M: Evergreen or Pewter S/O: Spearmint or Pure White
Weight	34.25 lbs



Evergreen

## TECH FEATURES

## UPGRADES/CHANGES FROM 2016

Same great spec and quality



Pewter

## GEOMETRY

SIZE	TT EFFECTIVE	HT ANGLE	ST ANGLE	CHAINSTAY	WHEELBASE	FORK RAKE	BB DROP	HEADTUBE	STANDOVER	STACK	REACH
15	21.53 / 547	70°	73.5°	17.52 / 445	41.42 / 1052	1.97 / 50	2.75 / 70	4.92 / 125	27.44 / 697	22.48 / 571	14.96 / 380
17	22.12 / 562	70.5°	73.5°	17.52 / 445	41.85 / 1063	1.97 / 50	2.75 / 70	5.71 / 145	28.90 / 734	23.27 / 591	15.31 / 389
19	22.48 / 571	71°	73.5°	17.52 / 445	42.05 / 1068	1.97 / 50	2.75 / 70	6.30 / 160	30.20 / 767	23.90 / 607	15.47 / 393
21	23.03 / 585	71°	73°	17.52 / 445	42.20 / 1072	1.97 / 50	2.75 / 70	7.28 / 185	31.65 / 804	24.92 / 633	15.47 / 393
23	23.42 / 595	71.5°	73°	17.52 / 445	42.64 / 1083	1.97 / 50	2.75 / 70	8.66 / 220	33.11 / 841	26.22 / 666	15.47 / 393
14 S/O	21.50 / 546	70°	74.5°	17.52 / 445	41.77 / 1061	1.97 / 50	2.75 / 70	4.72 / 120	25.00 / 635	22.28 / 566	15.39 / 391
18 S/O	21.89 / 556	71°	74°	17.52 / 445	41.61 / 1057	1.97 / 50	2.75 / 70	5.12 / 130	25.67 / 652	22.79 / 579	15.43 / 392

## COMMUTER 3 STEP-OVER



Pomegranate

## COMMUTER 2 STEP-OVER



Blue Lagoon



Coral

## COMMUTER 1 STEP-OVER



Spearmint



Pure White





## 2017 CODA SERIES

Our Codas have been some of our most popular bikes for years, and for good reason. There's the smooth-riding Reynolds chromoly frames, the well-thought-out geometry, the heads-up riding position and the smart component selections, from the super-wide gearing range to the easy-adjust stems: these bikes are simply some of the best and most versatile around.

### Buttery Smooth Ride of Steel

We're famous for our steel bikes and the Codas have a lot to do with that. No frame material makes more sense on beat-up city streets than steel. Why? Hit a baseball with a wooden bat and then hit one with an aluminum bat and you'll know why. You want your frame material to soak up those streets, not beat you with them. And we use only the best: Reynolds cold-worked, double-buttressed chrome-moly steel.

### Think ATS for Fit

The clever and patented ATS steering system allows you to easily adjust your stem height. Pull it up on Monday morning for see-in-traffic commutes and then lower it for fitness rides on the weekend.

### Easy Accessorizing

Every Coda offers a full complement of eyelets and rack mounts to simplify installation of a rear carrier, fenders and ring lock.

### Geared to Go Anywhere

The drivetrains on all our Codas feature long cage ATB rear derailleurs, full-size triple chainring cranksets (48/36/26 or 48/38/28) and big 11-32/34 cassette blocks. This gives you the dual advantage of having high road bike gearing for controlled pedaling at speed on descents and low mountain bike gearing for easier pedaling uphill. It's a rider-friendly combination that's made the Coda series one of our best selling bikes.

### Stopping Power

Going elbow-to-door-handle in traffic with cars requires a reliable brakes. The Coda Elite delivers with Tektro's HD-M285 hydraulic disc brakes and the Comp with cable actuated Novela, which offer more power, better modulation & feel in rain or shine. Coda Sport and Coda offer linear pull brakes, which are plenty powerful rain or shine. To make sure you're in complete control even when grabbing a lot of lever for a surprise stop, we include power modulators on the front brake. This modulator absorbs excess lever pressure, assuring controlled braking performance.

### Wheels Built for the Street

Low spoke count wheels, with radial lacing or 2-cross lacing, may look all sexy and smart, but wheels built in this manner require highly tensioned spokes in order to support the rim and rider. This over-tensioning results in a harsher riding wheel, which is the antithesis of the Coda raison d'être. Every Coda wheel is built with sturdy 19+mm wide double-wall rims that allow us to specify wider tires with a larger contact patch for a smoother, more stable ride, and 32 stainless steel spokes laced in a 3-cross pattern that assures rugged durability.

### Rolling Fast

Vittoria Randonneur 32c tires are just the right size for zipping through traffic. Narrow enough to roll reasonably fast, wide enough to provide a secure contact patch. With sufficient air volume to offer a comfortable ride and extra shielding in the casing for superior puncture resistance.



# CODA ELITE

## SPECIFICATIONS

Frame	Disc Brake Reynolds 520 double-butted chromoly main tubes, extended head tube with reinforced collars, double tapered crono stays, forged dropouts and fender/rack eyelets
Fork	Carbon composite with alloy steerer, disc brake post mounts, low-rider carrier mounts and forged dropouts with fender eyelets
Headset	Threadless, 1 1/8"
Wheels	Alex TD-26 double wall disc specific alloy rims, 32H, Shimano M475 6-bolt disc hubs with QR and 14g stainless steel spokes.
Tires	Vittoria Randonneur with Double Shielding puncture protection, 700 x 32c
Derailleurs	Shimano Deore M591 SGS rear and Alivio FD-T4000 bottom-pull front
Shiftlevers	Shimano Alivio RapidFire Plus SL-M4000, 27-speed
Chain	Shimano
Cassette	Shimano 9-speed, 11-32T
Crankset	Shimano FC-T4010 triple, 48/36/26T, 170mm (15-17"), 175mm (19-23")
BB Set	FSA sealed cartridge, 68 x 122.5mm
Pedals	Full alloy platform, toe clip attachable
Brakeset	Tektro HD-M285 hydraulic disc brakes with 160mm SL wave style rotors and Tektro brake levers with reach adjust
Handlebar	Jamis Urban bar, 6061 T-6 aluminum, 25.4 x 10" sweep x 580mm
Stem	Jamis adjustable threadless system (ATS), forged aluminum, 25.4 x 10" x 90mm (15"), 105mm (17-19"), 115mm (21-23"), ATS shim length 100mm
Grips	Anatomic double density kraton
Seat Post	Jamis alloy micro-adjust, 27.2 x 350mm alloy clamp with QR seatpin
Saddle	Selle Royal S1 with integrated clip system
Sizes	15", 17", 19", 21", 23"
Color	Ano Black
Weight	26.5 lbs



## TECH FEATURES

**REYNOLDS**

**ATS** Adjustable Threadless System

## UPGRADES/CHANGES FROM 2016

Alex TD-26 disc specific rims

Tektro HD-M285 hydraulic disc brakes

## REASONS TO UPGRADE FROM CODA COMP

Tektro HD-M285 hydraulic disc brakes

Shimano Deore 27-speed group

Shimano M475 disc brake hubs

Shimano FC-M431 crankset

Alex TD-26 disc specific rims

## GEOMETRY

SIZE	TT EFFECTIVE	HT ANGLE	ST ANGLE	CHAINSTAY	WHEELBASE	FORK RAKE	BB DROP	HEADTUBE	STANDOVER	STACK	REACH
15	21.46 / 545	71"	74°	17.13 / 435	40.75 / 1035	1.97 / 50	2.56 / 65	4.13 / 105	28.27 / 718	20.63 / 524	15.51 / 394
17	22.05 / 560	71"	74°	17.13 / 435	41.38 / 1051	1.97 / 50	2.56 / 65	4.72 / 120	29.29 / 744	21.18 / 538	15.94 / 405
19	22.44 / 570	72"	73.5°	17.13 / 435	41.22 / 1047	1.97 / 50	2.56 / 65	5.31 / 135	30.63 / 778	21.89 / 556	15.94 / 405
21	23.03 / 585	72"	73.5°	17.13 / 435	41.81 / 1062	1.97 / 50	2.56 / 65	5.91 / 150	31.93 / 811	22.44 / 570	16.38 / 416
23	23.43 / 595	72"	73.5°	17.13 / 435	42.24 / 1073	1.97 / 50	2.56 / 65	6.50 / 165	32.95 / 837	23.03 / 585	16.57 / 421

# CODA COMP

## SPECIFICATIONS

Frame	Disc Brake Reynolds 520 double-butted chromoly main tubes, extended head tube with reinforced collars, double tapered crommo stays, forged dropouts and fender/rack eyelets
Fork	Aluminum fork with disc brake mounts, aluminum steerer, low-rider carrier mounts, forged dropouts and fender eyelets
Headset	Threadless, 1 1/8"
Wheels	Alex TD-26 double wall disc specific alloy rims, 32H, Formula hubs with QR and 14g stainless steel spokes
Tires	Vittoria Randonneur with Double Shielding puncture protection and reflective sidewalls, 700 x 32c
Derailleurs	Shimano Acera RD-M360 SGS rear and Altus FD-M313 down swing front
Shiftlevers	Shimano RapidFire Plus SL-M310, 24-speed
Chain	KMC Z99
Cassette	Shimano HG41 8-speed, 11-34T
Crankset	Shimano Acera FC-TY501, 48/36/26T, 170mm (15-19"), 175mm (21-23")
BB Set	FSA sealed cartridge, 68 x 110.5mm
Pedals	Full alloy platform, toe clip attachable
Brakeset	Tektro Novelo mechanical disc brakes and Tektro brake levers
Handlebar	Jamis Urban bar, 6061 T-6 aluminum, 25.4 x 10" sweep x 580mm
Stem	Jamis adjustable threadless system (ATS), forged aluminum, 25.4 x 10" x 90mm (15"), 105mm (17-19"), 115mm (21-23"), ATS shim length 100mm
Grips	New Anatomic double density kraton grip with end plug
Seat Post	Jamis alloy micro-adjust, 27.2 x 350mm alloy clamp with QR seatpin
Saddle	Selle Royal S1 with integrated clip system
Sizes	15", 17", 19", 21", 23"
Color	Flat Steel
Weight	26.25 lbs



## TECH FEATURES



## UPGRADES/CHANGES FROM 2016

Tektro Novelo disc brakes

Alex TD-26 disc specific rims

Shimano Acera M360 24-speed group

Shimano RapidFire Plus SL-M310 shifters

Shimano 8-speed 11-34T cassette

Shimano FC-TY501 crankset

## REASONS TO UPGRADE FROM CODA SPORT

Reynolds 520 double-butted chromoly main tube frame

Shimano Acera M360 24-speed group

Shimano RapidFire Plus SL-M310 shifters

Jamis adjustable threadless system (ATS) aluminum stem

Selle Royal S1 saddle

Tektro Novelo disc brakes

## GEOMETRY

SIZE	TT EFFECTIVE	HT ANGLE	ST ANGLE	CHAINSTAY	WHEELBASE	FORK RAKE	BB DROP	HEADTUBE	STANDOVER	STACK	REACH
15	21.46 / 545	71°	74°	17.13 / 435	40.75 / 1035	1.97 / 50	2.56 / 65	4.13 / 105	28.27 / 718	20.63 / 524	15.51 / 394
17	22.05 / 560	71°	74°	17.13 / 435	41.38 / 1051	1.97 / 50	2.56 / 65	4.72 / 120	29.29 / 744	21.18 / 538	15.94 / 405
19	22.44 / 570	72°	73.5°	17.13 / 435	41.22 / 1047	1.97 / 50	2.56 / 65	5.31 / 135	30.63 / 778	21.89 / 556	15.94 / 405
21	23.03 / 585	72°	73.5°	17.13 / 435	41.81 / 1062	1.97 / 50	2.56 / 65	5.91 / 150	31.93 / 811	22.44 / 570	16.38 / 416
23	23.43 / 595	72°	73.5°	17.13 / 435	42.24 / 1073	1.97 / 50	2.56 / 65	6.50 / 165	32.95 / 837	23.03 / 585	16.57 / 421

# CODA COMP FEMME

## SPECIFICATIONS

Frame	Disc Brake Reynolds 520 double-butted chromoly main tubes, extended head tube with reinforced collars, double tapered cromo stays, forged dropouts and fender/rack eyelets
Fork	Aluminum fork with disc brake mounts, aluminum steerer, low-rider carrier mounts, forged dropouts and fender eyelets
Headset	Threadless, 1 1/8"
Wheels	Alex TD-26 double wall disc specific alloy rims, 32H, Formula hubs with QR and 14g stainless steel spokes
Tires	Vittoria Randonneur with Double Shielding puncture protection and reflective sidewalls, 700 x 32c
Derailleurs	Shimano Acera RD-M360 SGS rear and Altus FD-M313 down swing front
Shiftlevers	Shimano RapidFire Plus SL-M310, 24-speed
Chain	KMC Z99
Cassette	Shimano HG41 8-speed, 11-34T
Crankset	Shimano Acera FC-TY501, 48/38/28T, 170mm (14-18")
BB Set	FSA sealed cartridge, 68 x 110.5mm
Pedals	Full alloy platform, toe clip attachable
Brakeset	Tektro Novelo mechanical disc brakes and Tektro brake levers
Handlebar	Jamis Urban bar, 6061 T-6 aluminum, 25.4 x 10" sweep x 580mm
Stem	Jamis adjustable threadless system (ATS), forged aluminum, 25.4 x 10" x 90mm (14-16"), 105mm (18"), ATS shim length 100mm
Grips	Anatomic double density kraton
Seat Post	Jamis alloy micro-adjust, 27.2 x 350mm alloy clamp with QR seatpin
Saddle	Selle Royal Seta S1 femme with integrated clip system
Sizes	14", 16", 18"
Color	Powder Blue
Weight	26.0 lbs



## TECH FEATURES

**REYNOLDS**

**ATS** Adjustable Threadless System

*Femme*

## UPGRADES/CHANGES FROM 2016

Tektro Novelo disc brakes

Alex TD-26 disc specific rims

Shimano Acera M360 24-speed group

Shimano RapidFire Plus SL-M310 shifters

Shimano 8-speed 11-34T cassette

Shimano FC-TY501 crankset

## REASONS TO UPGRADE FROM CODA SPORT

Reynolds 520 double-butted chromoly main tube frame

Shimano Acera M360 24-speed group

Shimano RapidFire Plus SL-M310 shifters

Jamis adjustable threadless system (ATS) aluminum stem

Selle Royal S1 saddle

Tektro Novelo disc brakes

## GEOMETRY

SIZE	TT EFFECTIVE	HT ANGLE	ST ANGLE	CHAINSTAY	WHEELBASE	FORK RAKE	BB DROP	HEADTUBE	STANDOVER	STACK	REACH
14	20.47 / 520	70°	75°	17.13 / 435	40.39 / 1026	1.97 / 50	2.56 / 65	3.42 / 87	27.10 / 691	19.80 / 503	15.09 / 383
16	20.87 / 530	71°	75°	17.13 / 435	40.51 / 1029	1.97 / 50	2.56 / 65	3.82 / 97	28.19 / 716	20.31 / 516	15.35 / 390
18	21.26 / 540	71°	74°	17.13 / 435	40.55 / 1030	1.97 / 50	2.56 / 65	4.41 / 112	29.17 / 741	20.91 / 531	15.24 / 387

# CODA SPORT

## SPECIFICATIONS

Frame	Double-butted chromoly frame, extended head tube with reinforced collars, double tapered cromoly stays, forged dropouts and fender/rack eyelets
Fork	Chromoly unicrown, bulge butted steerer, low-rider carrier mounts and forged dropouts with fender eyelets
Headset	Threadless, 1 1/8"
Wheels	Alex ID-19 double wall alloy rims with GSW sidewall, 32H, Formula alloy hubs with QR and 14g stainless steel spokes
Tires	Vittoria Randonneur with Double Shielding puncture protection and reflective sidewalls, 700 x 32c
Derailleurs	Shimano Acera M360 SGS rear and FD-TY710 bottom pull front
Shiftlevers	Shimano RapidFire Plus SL-M310, 24-speed
Chain	KMC Z7
Cassette	Shimano HG41 8-speed, 11-32T
Crankset	Shimano FC-TY501, 48/38/28T, 170mm (15-19") 175mm (21-23")
BB Set	FSA sealed cartridge, 68 x 110.5mm
Pedals	Platform style, steel cage/resin body
Brakeset	Tektro 855AL alloy linear-pull brakes with front power modulator and Tektro brake levers
Handlebar	Jamis Urban bar, 6061 T-6 aluminum, 25.4 x 10" sweep x 580mm
Stem	Jamis Road, 3D forged 6061 alloy, 25.4 x 17" x 90mm (15/17"), 110mm (19/21/23")
Grips	Anatomic double density kraton
Seat Post	Jamis alloy micro-adjust, 27.2 x 350mm alloy clamp with QR seatpin
Saddle	Jamis Touring with SL cover
Sizes	15", 17", 19", 21", 23"
Color	Gloss Black or Ano Palladium
Weight	27.0 lbs



Ano Palladium

## UPGRADES/CHANGES FROM 2016

Shimano FC-TY501 crankset

Shimano RapidFire Plus SL-M310 shifters

Shimano 8-speed 11-32T cassette

Tektro brake levers

## REASONS TO UPGRADE FROM CODA

Alex ID-19 rims with GSW sidewall

Shimano Acera M360 rear and M191 front derailleurs

Shimano Altus SL-M310 shifters/tektro brake lever

Shimano FC-TY501 crankset

Shimano 8-speed 11-32T cassette

Vittoria Randonneur tire

## GEOMETRY

SIZE	TT EFFECTIVE	HT ANGLE	ST ANGLE	CHAINSTAY	WHEELBASE	FORK RAKE	BB DROP	HEADTUBE	STANDOVER	STACK	REACH
15	21.46 / 545	71°	74°	17.13 / 435	40.75 / 1035	1.97 / 50	2.56 / 65	4.13 / 105	28.46 / 723	21.14 / 537	15.35 / 390
17	22.05 / 560	71°	74°	17.13 / 435	41.38 / 1051	1.97 / 50	2.56 / 65	4.72 / 120	29.52 / 750	21.69 / 551	15.79 / 401
19	22.44 / 570	72°	73.5°	17.13 / 435	41.22 / 1047	1.97 / 50	2.56 / 65	5.31 / 135	30.90 / 785	22.40 / 569	15.79 / 401
21	23.03 / 585	72°	73.5°	17.13 / 435	41.85 / 1063	1.97 / 50	2.56 / 65	5.91 / 150	32.16 / 817	22.95 / 583	16.22 / 412
23	23.43 / 595	72°	73.5°	17.13 / 435	42.24 / 1073	1.97 / 50	2.56 / 65	6.50 / 165	33.23 / 844	23.54 / 598	16.46 / 418



Gloss Black

# CODA SPORT FEMME

## SPECIFICATIONS

Frame	Double-butted chromoly main tubes, extended head tube with reinforced collars, double tapered cromoly stays, forged dropouts and fender/rack eyelets
Fork	Chromoly unicrown, bulge butted steerer, low-rider carrier mounts and forged dropouts with fender eyelets
Headset	Threadless, 1 1/8"
Wheels	Alex ID-19 double wall alloy rims with GSW sidewall, 32H, Formula alloy hubs with QR and 14g stainless steel spokes
Tires	Vittoria Randonneur with Double Shielding puncture protection and reflective sidewalls, 700 x 32c
Derailleurs	Shimano Acera M360 SGS rear and FD-TY710 bottom pull front
Shiftlevers	Shimano RapidFire Plus SL-M310, 24-speed
Chain	KMC Z7
Cassette	Shimano HG41 8-speed, 11-32T
Crankset	Shimano FC-TY501, 48/38/28T, 170mm (14-18")
BB Set	FSA sealed cartridge, 68 x 110.5mm
Pedals	Platform style, steel cage/resin body
Brakeset	Tektro alloy linear-pull brakes with front power modulator and Tektro brake levers
Handlebar	Jamis Urban bar, 6061 T-6 aluminum, 25.4 x 10" sweep x 580mm
Stem	Jamis Road, 3D forged 6061 alloy, 25.4 x 17" x 90mm (14-18")
Grips	Anatomic double density kraton
Seat Post	Jamis alloy micro-adjust, 27.2 x 350mm alloy clamp with QR seatpin
Saddle	Jamis Touring Femme with SL top
Sizes	14", 16", 18"
Color	Pearl White or Cherryade
Weight	26.75 lbs



Cherryade



Pearl White

## TECH FEATURES

*Femme*

## UPGRADES/CHANGES FROM 2016

- Shimano FC-TY501 crankset
- Shimano RapidFire Plus SL-M310 shifters
- Shimano 8-speed 11-32T cassette
- Tektro brake levers

## REASONS TO UPGRADE FROM CODA

- Alex ID-19 rims with GSW sidewall
- Shimano Acera M360 rear and M191 front derailleurs
- Shimano Altus SL-M310 shifters/tektro brake lever
- Shimano FC-TY501 crankset
- Shimano 8-speed 11-32T cassette
- Vittoria Randonneur tire

## GEOMETRY

SIZE	TT EFFECTIVE	HT ANGLE	ST ANGLE	CHAINSTAY	WHEELBASE	FORK RAKE	BB DROP	HEADTUBE	STANDOVER	STACK	REACH
14	20.47 / 520	70°	75°	17.13 / 435	40.47 / 1028	1.97 / 50	2.56 / 65	3.74 / 95	27.40 / 696	20.63 / 524	14.88 / 378
16	20.87 / 530	71°	75°	17.13 / 435	40.55 / 1030	1.97 / 50	2.56 / 65	4.13 / 105	28.54 / 725	21.14 / 537	15.16 / 385
18	21.26 / 540	71°	74°	17.13 / 435	40.59 / 1031	1.97 / 50	2.56 / 65	4.72 / 120	29.52 / 750	21.69 / 551	15.00 / 381

# CODA

## SPECIFICATIONS

Frame	Double-butted chromoly frame, extended head tube with reinforced collars, double tapered cromoly stays, forged dropouts and fender/rack eyelets
Fork	Steel unicrown, bulge butted steerer, low-rider carrier mounts and forged dropouts with double fender eyelets
Headset	Threaded, 1 1/8"
Wheels	Double wall alloy rims, 32H, alloy hubs with QR and 14g stainless steel spokes
Tires	Kenda K-197 Eurotrek, 700 x 32c
Derailleurs	Shimano Tourney TY500 rear and TY510 front
Shiftlevers	Shimano RapidFire Plus SL-M310, 24-speed
Chain	KMC Z51
Cassette	Shimano MF-TZ31 7-speed, 14-34T
Crankset	Shimano FC-TY301, 48/38/28T, 170mm (14-18"), 175mm (21-23")
BB Set	VP sealed cartridge, 68 x 122.5mm
Pedals	Platform style, steel cage/resin body, toe clip attachable
Brakeset	Promax TX-121 alloy linear-pull brakes with front power modulator and Shimano brake levers
Handlebar	Steel Bar 25.4 x 10" sweep x 40mm rise x 600mm length
Stem	Jamis alloy hi-rise, quill type, 25.4 x 80mm extension x 35" x 150mm (15/17"), 180mm (19/21/23")
Grips	Anatomic double density kraton
Seat Post	Jamis alloy micro-adjust, 27.2 x 350mm alloy clamp
Saddle	Jamis Touring with SL cover
Sizes	15", 17", 19", 21", 23"
Color	Galaxy Grey or Radiant Blue
Weight	30.25 lbs



Galaxy Grey

## UPGRADES/CHANGES FROM 2016

New model for 2017!



Radiant Blue

## GEOMETRY

SIZE	TT EFFECTIVE	HT ANGLE	ST ANGLE	CHAINSTAY	WHEELBASE	FORK RAKE	BB DROP	HEADTUBE	STANDOVER	STACK	REACH
15	21.46 / 545	71°	74°	17.13 / 435	40.75 / 1035	1.97 / 50	2.56 / 65	4.13 / 105	28.46 / 723	21.14 / 537	15.35 / 390
17	22.05 / 560	71°	74°	17.13 / 435	41.38 / 1051	1.97 / 50	2.56 / 65	4.72 / 120	29.52 / 750	21.69 / 551	15.79 / 401
19	22.44 / 570	72°	73.5°	17.13 / 435	41.22 / 1047	1.97 / 50	2.56 / 65	5.31 / 135	30.90 / 785	22.40 / 569	15.79 / 401
21	23.03 / 585	72°	73.5°	17.13 / 435	41.85 / 1063	1.97 / 50	2.56 / 65	5.91 / 150	32.16 / 817	22.95 / 583	16.22 / 412
23	23.43 / 595	72°	73.5°	17.13 / 435	42.24 / 1073	1.97 / 50	2.56 / 65	6.50 / 165	33.23 / 844	23.54 / 598	16.46 / 418



# CODA FEMME

## SPECIFICATIONS

Frame	Double-butted chromoly frame, extended head tube with reinforced collars, double tapered cromoly stays, forged dropouts and fender/rack eyelets
Fork	Steel unicrown, bulge butted steerer, low-rider carrier mounts and forged dropouts with double fender eyelets
Headset	Threaded, 1 1/8"
Wheels	Double wall alloy rims, 32H, alloy hubs with QR and 14g stainless steel spokes
Tires	Kenda K-197 Eurotrek, 700 x 32c
Derailleurs	Shimano Tourney TY500 rear and TY510 front
Shiftlevers	Shimano RapidFire Plus SL-M310, 24-speed
Chain	KMC Z51
Cassette	Shimano MF-TZ31 7-speed, 14-34T
Crankset	Shimano FC-TY301, 48/38/28T, 170mm (14-18")
BB Set	VP sealed cartridge, 68 x 122.5mm
Pedals	Platform style, steel cage/resin body, toe clip attachable
Brakeset	Promax TX-121 alloy linear-pull brakes with front power modulator and Shimano brake levers
Handlebar	Steel Bar 25.4 x 10° sweep x 40mm rise x 600mm length
Stem	Jamis alloy hi-rise, quill type, 25.4 x 80mm extension x 35° x 150mm (14-15"), 180mm (18")
Grips	Anatomic double density kraton
Seat Post	Jamis alloy micro-adjust, 27.2 x 350mm alloy clamp
Saddle	Jamis Touring Femme with SL cover
Sizes	14", 16", 18"
Color	Aspen Sky or Silver Mist
Weight	30.0 lbs



Aspen Sky

## TECH FEATURES

*Femme*

## UPGRADES/CHANGES FROM 2016

New model for 2017!



Silver Mist

## GEOMETRY

SIZE	TT EFFECTIVE	HT ANGLE	ST ANGLE	CHAINSTAY	WHEELBASE	FORK RAKE	BB DROP	HEADTUBE	STANDOVER	STACK	REACH
14	20.47 / 520	70°	75°	17.13 / 435	40.47 / 1028	1.97 / 50	2.56 / 65	3.74 / 95	24.37 / 619	20.63 / 524	14.88 / 378
16	20.87 / 530	71°	75°	17.13 / 435	40.55 / 1030	1.97 / 50	2.56 / 65	4.13 / 105	25.08 / 637	21.14 / 537	15.16 / 385
18	21.26 / 540	71°	74°	17.13 / 435	40.59 / 1031	1.97 / 50	2.56 / 65	4.72 / 120	25.20 / 640	21.69 / 551	15.00 / 381



## 2017 ALLEGRO SERIES

Musically speaking, Allegro means quick and lively. Which exactly characterizes the spirit of our Allegros: fitness bikes that are lively, quick and seriously fun to ride. Our Allegros blend the speed and efficiency of a road bike with the heads up riding position many people prefer. The combination of road bike drivetrains, flat bar shifters, lightweight aluminum frame and carbon fork means you can Gran Fondo it on the weekend, then race through traffic during the week.

### Aluminum When It Matters

When it comes to fitness training and peak performance, nothing is more detrimental to flying fast than carrying more weight than you need to. Which is why every Allegro is built with lightweight triple butted 6061 aluminum tubing. In fact, our aluminum Allegro frames shed 14 ounces over their steel Coda counterparts. We design comfort into the naturally stiffer ride by specifying large volume 32c tires, using similar geometry as our Codas and then adding a few millimeters to the wheelbase length for just a tad more compliance.

### SST Means "Custom"

Our SST (size-specific tubing) engineering protocol employs smaller-diameter frame sections for smaller frames and larger ones for bigger frames. The result is a bike that has consistent performance characteristics across the size range, offering a ride that is virtually custom tuned for each and every rider.

### Adjustable Cockpit Height

Proper fit on your bike is critical for maximum performance and comfort. That's why we offer the patented ATS adjustable threadless steering system on the Allegro Elite and Comp models. Whether you want to fine tune your ride and establish the perfect fit, or change it regularly to suit different terrain, with this stem, adjusting your handlebar height is as easy as adjusting your seat post height. You can even adjust it quickly while out on a ride.

### Absolute Versatility

Every Allegro offers a full complement of eyelets and rack mounts to simplify installation of carriers and fenders. We even include bosses on the underside of the seatstays for installation of a ring lock. Ring locks are tremendously popular in Europe and will soon most assuredly be popular in the USA. A simple turn of the key immobilizes the rear wheel and prevents someone from riding off with your bike.

### Stopping Power

Going elbow-to-door-handle in traffic with cars requires a reliable brakes. The Allegro Elite delivers with Tektro's HD-M285 hydraulic disc brakes and the Comp with cable actuated Novela, which offer more power, better modulation & feel in rain or shine. Allegro Sport and Allegro offer linear pull brakes, which are plenty powerful rain or shine. To make sure you're in complete control even when grabbing a lot of lever for a surprise stop, we include power modulators on the front brake. This modulator absorbs excess lever pressure, assuring controlled braking performance.

### Compact Crankset

FSA's compact crankset concept is revolutionary: a 34T inner chainring offers a 15% lower gear ratio than traditional 39T double ring'ed road cranks, but the 50T outer loses only 6% off the top end compared to a 53T traditional outer. You get the hill climbing capability of a triple, yet less weight than a standard double.



# ALLEGRO ELITE

## SPECIFICATIONS

Frame	Triple-buttet 6061 aluminum with hydro-formed top and down tube, taper gauge "S" bend stays with disc brake post mounts, replaceable derailleur hanger and fender/rack eyelets
Fork	Carbon composite with alloy steerer, disc brake post mounts, low-rider carrier mounts and forged dropouts with fender eyelets
Headset	FSA Integrated IS threadless with nylon upper compression ring, 1 1/8"
Wheels	Alex TD26 double wall disc specific alloy rims, 32H, Formula 6-bolt alloy hubs with QR and 14g stainless steel spokes
Tires	Vittoria Randonneur with Double Shield puncture protection and reflective sidewalls, 700 x 32c
Derailleurs	Shimano Sora RD-R3000 SS rear and Shimano Sora FD-R3000 front
Shiftlevers	Shimano Sora SL-R3000 for flat-bar, 18-speed
Chain	KMC Z99
Cassette	Shimano HG200 9-speed, 11-32T
Crankset	FSA Tempo, 50/34T, 170mm (15-17"), 175mm (19-23")
BB Set	FSA sealed cartridge, 68 x 110.5mm
Pedals	Platform style, steel cage/resin body, toe clip attachable
Brakeset	Tektro HD-M285 hydraulic disc brakes with 160mm rotors and Tektro levers with reach adjust
Handlebar	Jamis flat bar, 6061 T-6 aluminum, 31.8 x 10" sweep x 580mm
Stem	Jamis adjustable threadless system (ATS), forged aluminum, 10" x 90mm (15/17"), 105mm (19/21"), 115mm (23"). ATS shim length 100mm
Grips	Anatomic double density kraton
Seat Post	Jamis alloy micro-adjust, 27.2 x 350mm alloy clamp with QR seatpin
Saddle	Selle Royal S1 with integrated clip system
Sizes	15", 17", 19", 21", 23"
Color	Brushed Aluminum
Weight	25.0 lbs



## TECH FEATURES



## UPGRADES/CHANGES FROM 2016

- Shimano Sora R3000 18-speed group
- Shimano Sora SL-R3000 shifters
- Alex TD-26 disc specific rims
- FSA Tempo crankset
- Tektro HD-M285 hydraulic disc brakes with 160mm rotors

## REASONS TO UPGRADE FROM ALLEGRO COMP

- Shimano Sora R3000 18-speed group
- Shimano Sora SL-R3000 shifters
- FSA Tempo crankset, 50/34T
- Tektro HD-M285 hydraulic disc brakes with 160mm rotors

## GEOMETRY

SIZE	TT EFFECTIVE	HT ANGLE	ST ANGLE	CHAINSTAY	WHEELBASE	FORK RAKE	BB DROP	HEADTUBE	STANDOVER	STACK	REACH
15	21.46 / 545	71°	74°	17.13 / 435	40.94 / 1040	1.97 / 50	2.16 / 55	5.31 / 135	28.86 / 733	21.46 / 545	15.24 / 387
17	22.05 / 560	71°	74°	17.13 / 435	41.57 / 1056	1.97 / 50	2.16 / 55	5.90 / 150	29.92 / 760	22.01 / 559	15.67 / 398
19	22.44 / 570	72°	73.5°	17.13 / 435	41.42 / 1052	1.97 / 50	2.16 / 55	6.89 / 175	31.46 / 799	23.07 / 586	15.55 / 395
21	23.03 / 585	72°	73.5°	17.13 / 435	42.05 / 1068	1.97 / 50	2.16 / 55	7.87 / 200	32.95 / 837	24.01 / 610	15.87 / 403
23	23.43 / 595	72°	73.5°	17.13 / 435	42.44 / 1078	1.97 / 50	2.16 / 55	9.05 / 230	34.25 / 870	25.16 / 639	15.94 / 405

# ALLEGRO COMP

## SPECIFICATIONS

Frame	Triple-butted 6061 aluminum with hydro-formed top and down tube, taper gauge "S" bend stays with disc brake post mounts, replaceable derailleur hanger and fender/rack eyelets
Fork	Aluminum fork with disc brake mounts, aluminum steerer, low-rider carrier mounts, forged dropouts and fender eyelets
Headset	FSA Integrated IS threadless with nylon upper compression ring, 1 1/8"
Wheels	Alex TD26 double wall disc specific alloy rims, 32H, Formula 6-bolt alloy hubs with QR and 14g stainless steel spokes
Tires	Vittoria Randonneur with Double Shield puncture protection and reflective sidewalls, 700 x 32c
Derailleurs	Shimano Acera RD-M360 rear and Shimano FD-M310 front derailleur
Shiftlevers	Shimano Rapidfire SL-M310, 24-speed
Chain	KMC Z7
Cassette	Shimano HG41 8-speed, 11-32T
Crankset	Shimano FC-TY501, 48/38/28, 170mm (15-17"), 175mm (19-23").
BB Set	FSA sealed cartridge, 68 x 110.5mm
Pedals	Comfort platform style with TPE non-slip insert
Brakeset	Tektro Novela mechanical disc brakes with 160mm rotors and Tektro brake levers
Handlebar	Jamis flat bar, 6061 T-6 aluminum, 31.8 x 10" sweep x 580mm
Stem	Jamis adjustable threadless system (ATS), forged aluminum, 10" x 90mm (15/17"), 105mm (19/21"), 115mm (23"). ATS shim length 100mm
Grips	Anatomic double density kraton
Seat Post	Jamis alloy micro-adjust, 27.2 x 350mm alloy clamp with QR seatpin
Saddle	Jamis Touring with SL cover
Sizes	15", 17", 19", 21", 23"
Color	Grey Matter
Weight	25.75 lbs



## TECH FEATURES



## UPGRADES/CHANGES FROM 2016

Disc brake frame and fork
Alex TD-26 disc specific rims
Shimano FC-TY501 crankset, 48/38/28
Shimano Rapidfire SL-M310 shifters with Tektro levers
Shimano Acera RD-M360 rear and Shimano FD-M310 front derailleurs
Tektro Novela mechanical disc brakes with 160mm rotors

## REASONS TO UPGRADE FROM ALLEGRO SPORT

Disc brake frame and fork
Alex TD-26 disc specific rims
Shimano Acera RD-M360 rear and Shimano FD-M310 front derailleur
Tektro Novela mechanical disc brakes with 160mm rotors

## GEOMETRY

SIZE	TT EFFECTIVE	HT ANGLE	ST ANGLE	CHAINSTAY	WHEELBASE	FORK RAKE	BB DROP	HEADTUBE	STANDOVER	STACK	REACH
15	21.46 / 545	71°	74°	17.13 / 435	40.94 / 1040	1.97 / 50	2.16 / 55	5.31 / 135	28.86 / 733	21.46 / 545	15.24 / 387
17	22.05 / 560	71°	74°	17.13 / 435	41.57 / 1056	1.97 / 50	2.16 / 55	5.90 / 150	29.92 / 760	22.01 / 559	15.67 / 398
19	22.44 / 570	72°	73.5°	17.13 / 435	41.42 / 1052	1.97 / 50	2.16 / 55	6.89 / 175	31.46 / 799	23.07 / 586	15.55 / 395
21	23.03 / 585	72°	73.5°	17.13 / 435	42.05 / 1068	1.97 / 50	2.16 / 55	7.87 / 200	32.95 / 837	24.01 / 610	15.87 / 403
23	23.43 / 595	72°	73.5°	17.13 / 435	42.44 / 1078	1.97 / 50	2.16 / 55	9.05 / 230	34.25 / 870	25.16 / 639	15.94 / 405

# ALLEGRO COMP FEMME

## SPECIFICATIONS

Frame	Triple-buttet 6061 aluminum with hydro-formed top and down tube, taper gauge "S" bend stays with disc brake post mounts, replaceable derailleur hanger and fender/rack eyelets
Fork	Aluminum fork with disc brake mounts, aluminum steerer, low-rider carrier mounts, forged dropouts and fender eyelets
Headset	FSA Integrated IS threadless with nylon upper compression ring, 1 1/8"
Wheels	Alex TD26 double wall disc specific alloy rims, 32H, Formula 6-bolt alloy hubs with QR and 14g stainless steel spokes
Tires	Vittoria Randonneur with Double Shield puncture protection and reflective sidewalls, 700 x 32c
Derailleurs	Shimano Acera RD-M360 rear and Shimano FD-M310 front
Shiftlevers	Shimano Rapidfire SL-M310, 24-speed
Chain	KMC Z7
Cassette	Shimano HG41 8-speed, 11-32T
Crankset	Shimano FC-TY501, 48/38/28, 170mm (14-18")
BB Set	FSA sealed cartridge, 68 x 110.5mm
Pedals	Comfort platform style with TPE non-slip insert
Brakeset	Tektro Novela mechanical disc brakes with 160mm rotors and Tektro brake levers
Handlebar	Jamis flat bar, 6061 T-6 aluminum, 31.8 x 10" sweep x 580mm
Stem	Jamis adjustable threadless system (ATS), forged aluminum, 10" x 90mm (14-18"). ATS shim length 100mm
Grips	Anatomic double density kraton
Seat Post	Jamis alloy micro-adjust, 27.2 x 350mm alloy clamp with QR seatpin
Saddle	Jamis Touring Femme with SL cover
Sizes	14", 16", 18"
Color	Twilight
Weight	25.5 lbs



## TECH FEATURES



## UPGRADES/CHANGES FROM 2016

- Disc brake frame and fork
- Alex TD-26 disc specific rims
- Shimano FC-TY501 crankset, 48/38/28
- Shimano Rapidfire SL-M310 shifters with Tektro levers
- Shimano Acera RD-M360 rear and Shimano FD-M310 front derailleurs
- Tektro Novela mechanical disc brakes with 160mm rotors

## REASONS TO UPGRADE FROM ALLEGRO SPORT

- Disc brake frame and fork
- Alex TD-26 disc specific rims
- Shimano Acera RD-M360 rear and Shimano FD-M310 front derailleur
- Tektro Novela mechanical disc brakes with 160mm rotors

## GEOMETRY

SIZE	TT EFFECTIVE	HT ANGLE	ST ANGLE	CHAINSTAY	WHEELBASE	FORK RAKE	BB DROP	HEADTUBE	STANDOVER	STACK	REACH
14	20.47 / 520	70.5°	74.5°	17.13 / 435	40.31 / 1024	1.97 / 50	2.16 / 55	4.92 / 125	28.38 / 721	20.98 / 533	14.57 / 370
16	20.86 / 530	71°	74°	17.13 / 435	40.35 / 1025	1.97 / 50	2.16 / 55	5.31 / 135	28.86 / 733	21.46 / 545	14.64 / 372
18	21.26 / 540	71°	74°	17.13 / 435	40.79 / 1036	1.97 / 50	2.16 / 55	5.90 / 150	29.92 / 760	22.01 / 559	14.88 / 378

# ALLEGRO SPORT

## SPECIFICATIONS

Frame	6061 aluminum with hydro-formed top and down tube, taper gauge "S" bend stays, replaceable derailleur hanger and fender/rack eyelets
Fork	Chromoly straight blade unicrown with bulge butted chromoly steerer, low-rider carrier mounts and forged dropout with fender eyelets
Headset	FSA Integrated IS threadless, 1 1/8"
Wheels	Weinmann alloy rims with CNC sidewall, 36H, Joytec alloy hubs w/QR & 14g stainless steel spokes
Tires	Kenda Kwik Tendril with anti-puncture protection and reflective sidewalls, 700 x 32c
Derailleurs	Shimano Altus RD-M310 rear and Shimano FD-TY710 front
Shiftlevers	Shimano Rapidfire SL-M310, 24-speed
Chain	KMC Z50
Cassette	Shimano HG31 8-speed, 11-32T
Crankset	Shimano FC-TY501 triple, 48/38/28, 170mm (15-17"), 175mm (19-23")
BB Set	Sealed cartridge, 68 x 110.5mm
Pedals	Comfort platform style with TPE non-slip insert
Brakeset	Tektro linear-pull with front power modulator and Tektro levers
Handlebar	Jamis flat bar, 6061 T-6 aluminum, 31.8 x 10" sweep x 580mm
Stem	Jamis Road 3D forged alloy, 10° rise x 90mm (15-17"), 110mm (19-23")
Grips	Anatomic double density kraton
Seat Post	Jamis alloy micro-adjust, 27.2 x 350mm, alloy clamp with QR seatpin
Saddle	Jamis Touring with SL cover
Sizes	15", 17", 19", 21", 23"
Color	Gloss Black or Cosmo Blue
Weight	26.5 lbs



Cosmo Blue

## TECH FEATURES



## UPGRADES/CHANGES FROM 2016

Weinmann alloy rims

Kenda Kwik Tendril tires with anti-puncture protection and reflective sidewalls, 700 x 32c

Shimano FC-TY501 crankset, 48/38/28

Shimano Rapidfire SL-M310 shifters with Tektro levers

Shimano HG31 8-speed 11-32T cassette

## REASONS TO UPGRADE FROM ALLEGRO

Weinmann alloy rims

Shimano 24-speed group

Shimano Rapidfire ST-M310 shifters

Kenda Kwik Tendril tires with anti-puncture protection

Tektro RX-1.0 brakeset

## GEOMETRY

SIZE	TT EFFECTIVE	HT ANGLE	ST ANGLE	CHAINSTAY	WHEELBASE	FORK RAKE	BB DROP	HEADTUBE	STANDOVER	STACK	REACH
15	21.46 / 545	71°	74°	17.13 / 435	40.94 / 1040	1.97 / 50	2.16 / 55	5.31 / 135	28.86 / 733	21.46 / 545	15.24 / 387
17	22.05 / 560	71°	74°	17.13 / 435	41.57 / 1056	1.97 / 50	2.16 / 55	5.90 / 150	29.92 / 760	22.01 / 559	15.67 / 398
19	22.44 / 570	72°	73.5°	17.13 / 435	41.42 / 1052	1.97 / 50	2.16 / 55	6.89 / 175	31.46 / 799	23.07 / 586	15.55 / 395
21	23.03 / 585	72°	73.5°	17.13 / 435	42.05 / 1068	1.97 / 50	2.16 / 55	7.87 / 200	32.95 / 837	24.01 / 610	15.87 / 403
23	23.43 / 595	72°	73.5°	17.13 / 435	42.44 / 1078	1.97 / 50	2.16 / 55	9.05 / 230	34.25 / 870	25.16 / 639	15.94 / 405



Gloss Black



# ALLEGRO SPORT FEMME

## SPECIFICATIONS

Frame	6061 aluminum with hydro-formed top and down tube, taper gauge "S" bend stays, replaceable derailleur hanger and fender/rack eyelets
Fork	Chromoly straight blade unicrown with bulge butted chromoly steerer, low-rider carrier mounts and forged dropout with fender eyelets
Headset	FSA Integrated IS threadless, 1 1/8"
Wheels	Weinmann alloy rims with CNC sidewall, 36H, Joytec alloy hubs w/QR & 14g stainless steel spokes
Tires	Kenda Kwick Tendril with anti-puncture protection and reflective sidewalls, 700 x 32c
Derailleurs	Shimano Altus RD-M310 rear and Shimano FD-TY710 front
Shiftlevers	Shimano Rapidfire SL-M310, 24-speed
Chain	KMC Z50
Cassette	Shimano HG31 8-speed, 11-32T
Crankset	Shimano FC-TY501, 48/38/28, 170mm (14-18")
BB Set	Sealed cartridge, 68 x 110.5mm
Pedals	Comfort platform style with TPE non-slip insert
Brakeset	Tektro 836AL linear-pull with front power modulator and Tektro brake levers
Handlebar	Jamis flat bar, 6061 T-6 aluminum, 31.8 x 10" sweep x 580mm
Stem	Jamis Road 3D forged alloy, 10" rise x 90mm (14-18")
Grips	Anatomic double density kraton grip
Seat Post	Jamis alloy micro-adjust, 27.2 x 350mm, alloy clamp with QR seatpin
Saddle	Jamis Touring Femme with SL cover
Sizes	14", 16", 18"
Color	Pure White
Weight	26.25 lbs



## TECH FEATURES



## UPGRADES/CHANGES FROM 2016

- Weinmann alloy rims
- Kenda Kwick Tendril tires with anti-puncture protection and reflective sidewalls, 700 x 32c
- Shimano FC-TY501 crankset, 48/38/28
- Shimano Rapidfire SL-M310 shifters with Tektro levers
- Shimano HG31 8-speed 11-32T cassette

## REASONS TO UPGRADE FROM ALLEGRO

- Weinmann alloy rims
- Shimano 24-speed group
- Shimano Rapidfire ST-M310 shifters
- Kenda Kwick Tendril tires with anti-puncture protection
- Tektro RX-1.0 brakeset

## GEOMETRY

SIZE	TT EFFECTIVE	HT ANGLE	ST ANGLE	CHAINSTAY	WHEELBASE	FORK RAKE	BB DROP	HEADTUBE	STANDOVER	STACK	REACH
14	20.47 / 520	70.5°	74.5°	17.13 / 435	40.31 / 1024	1.97 / 50	2.16 / 55	4.92 / 125	28.38 / 721	20.98 / 533	14.57 / 370
16	20.86 / 530	71°	74°	17.13 / 435	40.35 / 1025	1.97 / 50	2.16 / 55	5.31 / 135	28.86 / 733	21.46 / 545	14.64 / 372
18	21.26 / 540	71°	74°	17.13 / 435	40.79 / 1036	1.97 / 50	2.16 / 55	5.90 / 150	29.92 / 760	22.01 / 559	14.88 / 378

## ALLEGRO

## SPECIFICATIONS

Frame	6061 aluminum with formed top and down tube, replaceable derailleur hanger and fender/rack eyelets
Fork	Hi-Ten tapered straight blade unicrown with bulge butted steerer, low-rider carry mounts and forged dropouts with fender eyelets
Headset	Internal cup, threaded, 1 1/8"
Wheels	Double wall alloy rims, 32H, alloy hubs with QR and 14g stainless steel spokes
Tires	Kenda Eurotrek K-197, 700 x 32c
Derailleurs	Shimano RD-TY500 rear and Shimano FD-TY510 top swing front
Shiftlevers	Shimano EZ-Fire Plus EF41 shifters, 21-speed
Chain	KMC Z51
Cassette	Shimano MF-TZ31, 7-speed 14-34T
Crankset	Shimano FC-TY301, 48/38/28, 170mm (15-19"), 175mm (21-23")
BB Set	VP sealed cartridge, 68 x 122.5mm
Pedals	Comfort platform style
Brakeset	Promax TX-121 linear-pull with front power modulator and Shimano levers
Handlebar	Jamis Riser bar, steel, 25.4 x 10" sweep, 600mm wide, 40mm rise
Stem	Jamis alloy hi-rise, quill type, 35° rise, 80mm extension, 150mm (15"), 180mm (17-23")
Grips	Anatomic double density kraton
Seat Post	Jamis alloy micro-adjust, 27.2 x 350mm, alloy clamp with QR seatpin
Saddle	Jamis Touring with SL cover
Sizes	15", 17", 19", 21", 23"
Color	Gloss Black or Pure Lime
Weight	29.25 lbs



Pure Lime

## TECH FEATURES



## UPGRADES/CHANGES FROM 2016

Shimano FC-TY301 crankset



Gloss Black

## GEOMETRY

SIZE	TT EFFECTIVE	HT ANGLE	ST ANGLE	CHAINSTAY	WHEELBASE	FORK RAKE	BB DROP	HEADTUBE	STANDOVER	STACK	REACH
15	21.46 / 545	71°	74°	17.13 / 435	40.94 / 1040	1.97 / 50	2.16 / 55	5.31 / 135	28.86 / 733	21.46 / 545	15.24 / 387
17	22.05 / 560	71°	74°	17.13 / 435	41.57 / 1056	1.97 / 50	2.16 / 55	5.90 / 150	29.92 / 760	22.01 / 559	15.67 / 398
19	22.44 / 570	72°	73.5°	17.13 / 435	41.42 / 1052	1.97 / 50	2.16 / 55	6.89 / 175	31.46 / 799	23.07 / 586	15.55 / 395
21	23.03 / 585	72°	73.5°	17.13 / 435	42.05 / 1068	1.97 / 50	2.16 / 55	7.87 / 200	32.95 / 837	24.01 / 610	15.87 / 403
23	23.43 / 595	72°	73.5°	17.13 / 435	42.44 / 1078	1.97 / 50	2.16 / 55	9.05 / 230	34.25 / 870	25.16 / 639	15.94 / 405

# ALLEGRO FEMME

## SPECIFICATIONS

Frame	6061 aluminum with formed top and down tube, replaceable derailleur hanger and fender/rack eyelets
Fork	Hi-Ten tapered straight blade unicrown with bulge butted steerer, low-rider carry mounts and forged dropouts with fender eyelets
Headset	Internal cup threaded, 1 1/8"
Wheels	Double wall alloy rims, 32H, alloy hubs with QR and 14g stainless steel spokes
Tires	Kenda Eurotrek K-197, 700 x 32c
Derailleurs	Shimano RD-TY500 rear and Shimano FD-TY510 top swing front
Shiftlevers	Shimano EZ-Fire Plus EF41 shifters, 21-speed
Chain	KMC Z51
Cassette	Shimano MF-TZ31, 14-34T
Crankset	Shimano FC-TY301, 48/38/28, 170mm (14-18")
BB Set	VP sealed cartridge, 68 x 122.5mm
Pedals	Comfort platform style
Brakeset	Promax TX-121 linear-pull with front power modulator and Shimano levers
Handlebar	Jamis Riser bar, steel, 25.4 x 10" sweep, 600mm wide, 40mm rise
Stem	Jamis alloy hi-rise, quill type, 35° rise, 80mm extension, 180mm high, 150mm (14-16"), 180mm (18")
Grips	Anatomic double density kraton
Seat Post	Jamis alloy micro-adjust, 27.2 x 350mm, alloy clamp with QR seatpin
Saddle	Jamis Touring Femme with SL cover
Sizes	14", 16", 18"
Color	Gloss Black or Ocean Breeze
Weight	29.0 lbs



Ocean Breeze

## TECH FEATURES



## UPGRADES/CHANGES FROM 2016

Shimano FC-TY301 crankset



Gloss Black

## GEOMETRY

SIZE	TT EFFECTIVE	HT ANGLE	ST ANGLE	CHAINSTAY	WHEELBASE	FORK RAKE	BB DROP	HEADTUBE	STANDOVER	STACK	REACH
14	20.39 / 518	70.5°	74.5°	17.13 / 435	40.31 / 1024	1.97 / 50	2.16 / 55	4.92 / 125	24.80 / 630	23.35 / 593	14.49 / 368
16	20.79 / 528	71°	74°	17.13 / 435	40.35 / 1025	1.97 / 50	2.16 / 55	5.31 / 135	25.43 / 646	21.69 / 551	14.57 / 370
18	21.18 / 538	71°	74°	17.13 / 435	40.79 / 1036	1.97 / 50	2.16 / 55	5.90 / 150	25.59 / 650	22.24 / 565	14.80 / 376



# 2017 DXT SERIES

The dual-sport DXT's are pumped-up, go-anywhere/do-anything versions of our Allegro fitness bikes. With more gearing range to take on steeper hills and tougher terrain. Wider tires with a trail-capable tread for access to more riding areas, both paved and packed. And disc brakes and suspension forks for real off-road exploration and off-pavement adventure

## **Go Anywhere. Do Anything.**

The drivetrains on our DXT bikes feature long cage ATB rear derailleurs, full-size triple chainring cranksets and big 11-34 or 32T cassette blocks. This gives you the dual advantage of having high road bike gearing for controlled pedaling at speed on descents and low mountain bike gearing for easier pedaling uphill.

## **Absolute Versatility**

Every DXT offers a full complement of eyelets and rack mounts to simplify installation of carriers and fenders. We even include bosses on the underside of the seatstays for installation of a ring lock. Ring locks are tremendously popular in Europe. A simple turn of the key immobilizes the rear wheel and prevents someone from riding off with your bike.

## **Adjustable Cockpit Height**

Proper fit on your bike is critical for maximum performance and comfort. That's why we offer the ATS patented adjustable threadless steering system on the DXT Elite models. Whether you want to fine tune your ride and establish the perfect fit, or change it regularly to suit different terrain, with this stem, adjusting your handlebar height is as easy as adjusting your seat post height.

## **Full Shimano Shifting System**

Fully integrated shifting systems offer the most precise and reliable performance. That's why every DXT offers Shimano shifters, Shimano front and rear derailleurs, Shimano cranksets and Shimano cassettes.

## **Suspension When You Need It, Lockout When You Don't**

The advantage of a suspension fork should be intuitively clear: hit a bump and absorb it. Hit a bump and stay in control of your bike. But suspension isn't always desirable. When riding on smooth pavement or climbing, pedaling energy and power can be absorbed and dissipated by the movement (bobbing) of the fork. Enter lockout. With a flip of a knob on the top of the fork, the fork's travel can be locked from movement, allowing the bike to be 100% responsive to pedaling input .

## **Giving You a Brake**

The advantages of disc brakes over rim brakes on a versatile bike like the DXT far exceed their sole disadvantage, weight gain. Besides their incredible power and modulation, they're just plain safer, especially in the rain. Once rims get wet or muddy, using friction to stop the wheel at its circumference is less efficient than using friction to stop a less wet or muddy small diameter disc near the center of the wheel from rotating. And eliminating the rim from braking surface duties results in a longer lasting wheel

## **Fast Rollers**

The advantage of large diameter wheels is getting a lot of press these days with all the noise and news about 29'er mountain bikes. We like to think that the DXT is one of the original 29'ers. With big 700c hoops (same as a 29'er) that roll over bumps & holes better than smaller diameter 26" or 27.5" wheels, and with a bigger contact patch for greater traction and control. But in the case of the DXT, with a smaller 40c width & smoother tread that significantly reduces rolling resistance over fatter, knobbier mountain bike tires for faster sailing on streets and paths.



# DXT ELITE

## SPECIFICATIONS

Frame	Triple-buttet 6061 aluminum with hydro-formed top and down tube, 1 1/8" head tube, new designed taper gauge "S" bend stays, seat stays and disc brake mounts, 34.9mm seat tube and fender/rack eyelets
Fork	SR/Suntour SF17-NCX-E-LO AIR, magnesium lowers, ALL-in-One suspension cartridge, 30mm aluminum stanchions, 1-1/8" steerer, aluminum crown, hydraulic speed lock out with fixed rebound dampning and preload adjust, 63mm travel
Headset	Internal cup, threadless, 1 1/8"
Wheels	Alex TD26 disc specific double wall alloy rims, 32H, Formula sealed bearing disc hubs and 14g stainless steel spokes
Tires	Ritchey Comp Speedmax Cross, 700 x 40c
Derailleurs	Shimano Deore RD-M591 SGS rear and Acera T3000 top swing front
Shiftlevers	Shimano Acera RapidFire Plus SL-M3000, 27-speed
Chain	KMC Z99
Cassette	Shimano 9-speed, 11-34T
Crankset	Shimano FC-M371, 48/36/26T, 170mm (15-17"), 175mm (19-23")
BB Set	FSA sealed cartridge, 68 x 110.5mm
Pedals	Full alloy platform, toe clip attachable
Brakeset	Tektro HD-M285 post mount hydraulic disc brakes with 160mm 6-bolt rotors and Tektro levers
Handlebar	Jamis Riser bar, 6061 double-buttet aluminum, 31.8 x 20mm rise x 10" sweep x 600mm
Stem	Jamis adjustable threadless system (ATS) forged aluminum stem, 10" x 80mm (15-17"), 100mm (19/21/23"). ATS shim length 100mm
Grips	Anatomic double density kraton grip with gel
Seat Post	Jamis alloy micro-adjust, 31.6 x 350mm alloy clamp with QR seatpin
Saddle	Selle Royal Seta M1 with integrated clip system
Sizes	15", 17", 19", 21", 23"
Color	Flat Steel
Weight	29.0 lbs



## TECH FEATURES



## UPGRADES/CHANGES FROM 2016

SR/Suntour SF17-NCX-E-LO AIR fork

Tektro HD-M285 hydraulic disc brakes

## REASONS TO UPGRADE FROM DXT COMP

SR/Suntour SF17-NCX-E-LO AIR fork

Deore RD-591 and Acera FD-M3000 derailleurs

Acera SL-M3000 RapidFire Plus shifters

Shimano FC-M371 crankset

## GEOMETRY

SIZE	TT EFFECTIVE	HT ANGLE	ST ANGLE	CHAINSTAY	WHEELBASE	FORK RAKE	BB DROP	HEADTUBE	STANDOVER	STACK	REACH
15	23.03 / 585	71°	73°	17.52 / 445	42.16 / 1071	1.65 / 42	2.36 / 60	4.13 / 105	28.94 / 735	22.68 / 576	16.06 / 408
17	23.62 / 600	71°	73°	17.52 / 445	42.75 / 1086	1.65 / 42	2.36 / 60	4.72 / 120	30.24 / 768	23.23 / 590	16.46 / 418
19	24.01 / 610	71°	73°	17.52 / 445	43.19 / 1097	1.65 / 42	2.36 / 60	5.31 / 135	31.34 / 796	23.78 / 604	16.69 / 424
21	24.61 / 625	71°	73°	17.52 / 445	43.78 / 1112	1.65 / 42	2.36 / 60	6.10 / 155	32.68 / 830	24.53 / 623	17.05 / 433
23	24.80 / 630	71°	73°	17.52 / 445	44.01 / 1118	1.65 / 42	2.36 / 60	6.89 / 175	34.05 / 865	21.34 / 542	17.01 / 432

## DXT COMP

## SPECIFICATIONS

Frame	Triple-buttet 6061 aluminum with hydro-formed top and down tube, 1 1/8" head tube, new designed taper gauge "S" bend stays, seat stays and disc brake mounts, 34.9mm seat tube, replaceable derailleur hanger and fender/rack eyelets
Fork	SR/Suntour SF15-NVX HLO, aluminum lowers, coil spring, 28mm stanchions, 1-1/8" steerer, aluminum crown, hydraulic lock out, 75mm travel
Headset	Internal cup, threadless 1 1/8"
Wheels	Alex DC26 disc specific double wall alloy rims, 32H, Formula disc hubs and 14g stainless steel spokes
Tires	Ritchey Comp Speedmax Cross, 700 x 40c
Derailleurs	Shimano Altus RD-M310 SGS rear and FD-TY710 bottom pull front
Shiftlevers	Shimano RapidFire SL-M310, 24-speed
Chain	KMS Z7
Cassette	Shimano HG41 8-speed, 11-32T
Crankset	Shimano FC-M311, 48/38/28T, 170mm (15-17"), 175mm (19-23")
BB Set	FSA sealed cartridge, 68 x 110.5mm
Pedals	Full alloy platform, toe clip attachable
Brakeset	Tektro HD-M285 post mount hydraulic disc brakes with 160mm 6-bolt rotors and Tektro levers
Handlebar	Jamis Riser bar, 6061 double-buttet aluminum, 31.8 x 20mm rise x 10" sweep x 600mm
Stem	Jamis Trekking, 3D forged alloy, 35° rise, 80mm (15-17"), 100mm (19/21/23")
Grips	Anatomic double density kraton grip with gel
Seat Post	Jamis alloy micro-adjust, 31.6 x 350mm alloy clamp with QR seatpin
Saddle	Selle Royal Seta M1 with integrated clip system
Sizes	15", 17", 19", 21", 23"
Color	Ano Bonfire
Weight	29.75 lbs



## TECH FEATURES



## UPGRADES/CHANGES FROM 2016

Tektro HD-M285 hydraulic disc brakes

Shimano HG41 8-speed, 11-32T cassette

## REASONS TO UPGRADE FROM DXT SPORT

Shimano FC-M311 crankset

Shimano RapidFire SL-M310 shifters and Tektro Levers

Shimano Altus RD-M310 SGS and FD-M191 derailleurs

Tektro HD-M285 hydraulic disc brakes

Selle Royal Seta M1 saddle

## GEOMETRY

SIZE	TT EFFECTIVE	HT ANGLE	ST ANGLE	CHAINSTAY	WHEELBASE	FORK RAKE	BB DROP	HEADTUBE	STANDOVER	STACK	REACH
15	23.03 / 585	71°	73°	17.52 / 445	42.16 / 1071	1.65 / 42	2.36 / 60	4.13 / 105	28.94 / 735	22.68 / 576	16.06 / 408
17	23.62 / 600	71°	73°	17.52 / 445	42.75 / 1086	1.65 / 42	2.36 / 60	4.72 / 120	30.24 / 768	23.23 / 590	16.46 / 418
19	24.01 / 610	71°	73°	17.52 / 445	43.19 / 1097	1.65 / 42	2.36 / 60	5.31 / 135	31.34 / 796	23.78 / 604	16.69 / 424
21	24.61 / 625	71°	73°	17.52 / 445	43.78 / 1112	1.65 / 42	2.36 / 60	6.10 / 155	32.68 / 830	24.53 / 623	17.05 / 433
23	24.80 / 630	71°	73°	17.52 / 445	44.01 / 1118	1.65 / 42	2.36 / 60	6.89 / 175	34.05 / 865	21.34 / 542	17.01 / 432



# DXT COMP FEMME

## SPECIFICATIONS

Frame	Triple-buttet 6061 aluminum with hydro-formed top and down tube, 1 1/8" head tube, new designed taper gauge "S" bend stays, seat stays and disc brake mounts, 34.9mm seat tube, replaceable derailleur hanger and fender/rack eyelets
Fork	SR/Suntour SF15-NVX HLO, aluminum lowers, coil spring, 28mm stanchions, 1-1/8" steerer, aluminum crown, hydraulic lock out, 75mm travel
Headset	Internal cup, threadless, 1 1/8"
Wheels	Alex DC26 disc specific double wall alloy rims, 32H, Formula disc hubs and 14g stainless steel spokes
Tires	Ritchey Comp Speedmax Cross, 700 x 40c
Derailleurs	Shimano Altus RD-M310 SGS rear and FD-TY710 bottom pull front
Shiftlevers	Shimano RapidFire SL-M310, 24-speed
Chain	KMC Z7
Cassette	Shimano HG41 8-speed, 11-32T
Crankset	Shimano FC-M311, 48/38/28T, 170mm
BB Set	FSA sealed cartridge, 68 x 110.5mm
Pedals	Full alloy platform, toe clip attachable
Brakeset	Tektro HD-M285 post mount hydraulic disc brakes with 160mm 6-bolt rotors and Tektro levers
Handlebar	Jamis Riser bar, 6061 double-buttet aluminum, 31.8 x 20mm rise x 10° sweep x 600mm
Stem	Jamis Trekking, 3D forged alloy, 35° rise, 80mm
Grips	Anatomic double density kraton grip with gel
Seat Post	Jamis alloy micro-adjust, 31.6 x 350mm alloy clamp with QR seatpin
Saddle	Selle Royal Seta M1 with integrated clip system
Sizes	14", 18", 20"
Color	Powder Blue
Weight	29.5 lbs



## TECH FEATURES



## UPGRADES/CHANGES FROM 2016

Tektro HD-M285 hydraulic disc brakes  
Shimano HG41 8-speed, 11-32T cassette

## REASONS TO UPGRADE FROM DXT SPORT

Shimano FC-M311 crankset  
Shimano RapidFire SL-M310 shifters and Tektro Levers  
Shimano Altus RD-M310 SGS and FD-M191 derailleurs  
Tektro HD-M285 hydraulic disc brakes  
Selle Royal Seta M1 saddle

## GEOMETRY

SIZE	TT EFFECTIVE	HT ANGLE	ST ANGLE	CHAINSTAY	WHEELBASE	FORK RAKE	BB DROP	HEADTUBE	STANDOVER	STACK	REACH
14	20.47 / 520	70.5°	74.5°	17.13 / 435	40.12 / 1019	1.65 / 42	2.16 / 55	4.72 / 120	24.45 / 621	22.95 / 583	14.01 / 356
16	21.26 / 540	71°	74°	17.13 / 435	40.51 / 1029	1.65 / 42	2.16 / 55	4.72 / 120	25.00 / 635	23.03 / 585	14.61 / 371
18	22.05 / 560	72°	73.5°	17.13 / 435	40.71 / 1034	1.65 / 42	2.16 / 55	5.31 / 135	25.16 / 639	23.74 / 603	14.96 / 380

## DXT SPORT

## SPECIFICATIONS

Frame	6061 aluminum formed top and down tube, 1 1/8" head tube, seat stays disc brake mounts, 34.9mm seat tube, replaceable derailleur hanger, fender/rack eyelets and ring lock munt eyelets
Fork	SR/Suntour SF15-NVX HLO, aluminum lowers, coil spring, 28mm stanchions, 1-1/8" steerer, hydraulic lock out, 75mm travel
Headset	Internal Cup, threadless, 1 1/8"
Wheels	Alex TD26 disc specific double wall alloy rims, 36H, alloy disc hubs with QR and 14g stainless steel spokes
Tires	CST Dual Sport Tire, 700 x 40c with reflective sidewall
Derailleurs	Shimano RD-TY-500 rear and FD-TY-510 top swing front
Shiftlevers	Shimano EZ-Fire Plus EF41 shifters, 21-speed
Chain	KMC UG51
Cassette	Shimano MF-TZ31, 7-speed, 14-34T
Crankset	Shimano FC-TY301, 48/38/28T, 170mm (15-17"), 175mm (19-23")
BB Set	FSA sealed cartridge, 68 x 122.5mm
Pedals	Platform style
Brakeset	Tektro MD-280 cable-actuated disc brakes with 160mm stainless 6-bolt rotors and Shimano levers
Handlebar	Jamis Riser bar, steel, 25.4 x 10° sweep, 600mm wide, 20mm rise
Stem	Jamis Trekking, 3D forged alloy, 35° rise, 80mm extension, 180mm high
Grips	Anatomic double density kraton grip with gel
Seat Post	Jamis alloy micro-adjust, 27.2 x 350mm alloy clamp with QR seatpin
Saddle	Jamis Touring with SL cover
Sizes	15", 17", 19", 21", 23"
Color	Electric Blue
Weight	31.25 lbs



## UPGRADES/CHANGES FROM 2016

Shimano FC-TY301 crankset, 48/38/28T

KMC UG51

## GEOMETRY

SIZE	TT EFFECTIVE	HT ANGLE	ST ANGLE	CHAINSTAY	WHEELBASE	FORK RAKE	BB DROP	HEADTUBE	STANDOVER	STACK	REACH
15	23.03 / 585	71°	73°	17.52 / 445	42.16 / 1071	1.65 / 42	2.36 / 60	4.13 / 105	28.94 / 735	22.68 / 576	16.06 / 408
17	23.62 / 600	71°	73°	17.52 / 445	42.75 / 1086	1.65 / 42	2.36 / 60	4.72 / 120	30.24 / 768	23.23 / 590	16.46 / 418
19	24.01 / 610	71°	73°	17.52 / 445	43.19 / 1097	1.65 / 42	2.36 / 60	5.31 / 135	31.34 / 796	23.78 / 604	16.69 / 424
21	24.61 / 625	71°	73°	17.52 / 445	43.78 / 1112	1.65 / 42	2.36 / 60	6.10 / 155	32.68 / 830	24.53 / 623	17.05 / 433
23	24.80 / 630	71°	73°	17.52 / 445	44.01 / 1118	1.65 / 42	2.36 / 60	6.89 / 175	34.05 / 865	21.34 / 542	17.01 / 432

# DXT SPORT FEMME

## SPECIFICATIONS

Frame	6061 aluminum formed top and down tube, 1 1/8" head tube, seat stays disc brake mounts, 34.9mm seat tube, replaceable derailleur hanger, fender/rack eyelets and ring lock eyelets
Fork	SR/Suntour SF15-NVX HLO, aluminum lowers, coil spring, 28mm stanchions, 1-1/8" steerer, hydraulic lock out, 75mm travel
Headset	Internal Cup, threadless, 1 1/8"
Wheels	Alex TD26 disc specific double wall alloy rims, 36H, alloy disc hubs with QR and 14g stainless steel spokes
Tires	CST Dual Sport Tire, 700 x 40c with reflective sidewall
Derailleurs	Shimano RD-TY-500 rear and FD-TY-510 top swing front
Shiftlevers	Shimano EZ-Fire Plus EF41 shifters, 21-speed
Chain	KMC UG51
Cassette	Shimano MF-TZ31, 7-speed, 14-34T
Crankset	Shimano FC-TY301, 48/38/28T, 170mm (15-17"), 175mm (19-23")
BB Set	FSA sealed cartridge, 68 x 122.5mm
Pedals	Platform style
Brakeset	Tektro MD-280 cable-actuated disc brakes with 160mm stainless 6-bolt rotors and Shimano levers
Handlebar	Jamis Riser bar, steel, 25.4 x 10" sweep, 600mm wide, 20mm rise
Stem	Jamis Trekking, 3D forged alloy, 35° rise, 80mm extension, 180mm high
Grips	Anatomic double density kraton grip with gel a
Seat Post	Jamis alloy micro-adjust, 27.2 x 350mm alloy clamp with QR seatpin
Saddle	Jamis Touring Femme with SL cover
Sizes	14", 18", 20"
Color	Grape Jelly
Weight	31.0 lbs



## TECH FEATURES

*Femme*

## UPGRADES/CHANGES FROM 2016

Shimano FC-TY301 crankset, 48/38/28T

KMC UG51

## GEOMETRY

SIZE	TT EFFECTIVE	HT ANGLE	ST ANGLE	CHAINSTAY	WHEELBASE	FORK RAKE	BB DROP	HEADTUBE	STANDOVER	STACK	REACH
14	20.47 / 520	70.5°	74.5°	17.13 / 435	40.12 / 1019	1.65 / 42	2.16 / 55	4.72 / 120	24.45 / 621	22.95 / 583	14.01 / 356
16	21.26 / 540	71°	74°	17.13 / 435	40.51 / 1029	1.65 / 42	2.16 / 55	4.72 / 120	25.00 / 635	23.03 / 585	14.61 / 371
18	22.05 / 560	72°	73.5°	17.13 / 435	40.71 / 1034	1.65 / 42	2.16 / 55	5.31 / 135	25.16 / 639	23.74 / 603	14.96 / 380



# 2017 CITIZEN SERIES

Comfortable, enjoyable mobility: that's Citizen. This is the ultimate low-carbon-footprint, sight-seeing machine. It's a low-impact and fun workout for new cyclists and a zero-emissions way to get around town. We can't think of a better way to be a good Citizen.

## Easy to Look At. Easy to Get On

We're super proud of the Citizen's sleek frame design. With an arcing top tube for the "Men's" frames and S-bend top and down tubes for a super-low step-through "Women's" version. In fact, we hesitate to designate either with gender specific labels because the version with the easy-access, low step-over top tube is suitable for anyone with limited hip flexibility who might be challenged to swing a leg over the rear wheel when mounting & dismounting.

## And Easy to Ride

When it comes to recreational riding, nothing gets more uncomfortable faster than having to pedal more weight than necessary. Which is why Citizen 2 & 3 are built with lightweight 6061 aluminum tubing. In fact, our aluminum Citizen frames are at least a half-pound lighter than our famous steel Coda street bikes. We design comfort into the naturally stiffer ride of the aluminum tubes by specifying larger volume 38c tires and adding a few millimeters to the chainstay and wheelbase length.

## Ride Position

A usual complaint from new or returning riders trying to get into the cycling groove is feeling uncomfortably perched forward with too much weight on their wrists and having to crank their necks backwards just to be able to see in traffic. We specifically designed our Citizens to remedy this. The large diameter 700c wheels push handlebar height up and shorter top tubes pull handlebars closer to the saddle, all to mitigate forward lean. Our 4-inch rise handlebars sweep back at a natural hand-grasp angle with a long-quilled or angle-adjustable stem that allows for a wide range of adjustment to tune handle bar height and reach perfectly for each ride.

## Where It Counts

Our super plush saddle features memory foam padding (Citizen 2 & 3) or extra high quality polyurethane padding (Citizen 1) for optimum support with maximum comfort. The slip-resistant suede-type top prevents sliding and the burnished side panels reduce leg friction while pedaling. Elastomer springs help soak up high resonance road vibrations. Offered in gender specific sizes.

## Why 700c?

So why go with a Citizen instead of an Explorer or a Hudson since they all seem to offer many of the same comfort and quality attributes? It's simple: if your riding will be primarily on the road or on smoothly graded trails, the larger diameter road-bike sized 700c Citizen wheels roll faster with less rolling resistance and roll over potholes and railroad tracks more smoothly than the 26" wheels of the Explorer and Hudson.

## Geared to Go

The drivetrains on all our Citizens feature long cage rear derailleurs, full-size 48/38/28T triple-chainring cranksets and big 11-32T or 14-34T gearing in the back. This gives you the dual advantage of having fairly tall gears for controlled pedaling at speed on descents as well as really low gearing for easier pedaling uphill. It's a rider-friendly combination that's made the Citizens a perennial favorite of recreational cyclists.

## CITIZEN 3

## SPECIFICATIONS

Frame	6061 aluminum triple gauge main tubes with hydro-formed top tube, sloping design for men's, step through design for ladies, center-mount kickstand plate, replaceable derailleur hanger and fender/rack eyelets
Fork	RST Nova-ML suspension, coil spring & MCU, mechanical lockout, 60mm travel
Headset	Water-resistant sealed mechanism, threaded, 1 1/8"
Wheels	Alex ID-19 double wall alloy rims with GSW sidewall, 32H, Formula alloy hubs with QR and 14g stainless steel spokes
Tires	CST Marathon/Tour with puncture-resistant casing and silver safety stripe, 700 x 38c
Derailleurs	Shimano Acera RD-M360 rear and Shimano FD-TY710 front, 31.8mm, top swing/dual pull front.
Shiftlevers	Shimano Altus Rapid Fire SL-M310, 24-speed
Chain	KMC Z7
Cassette	SRAM 8-speed, 11-32T
Crankset	Shimano FC-TY701, 48/38/28T, 170mm with chainguard
BB Set	VP sealed cartridge, 68 x 122.5mm
Pedals	Comfort platform style with TPE non-slip insert
Brakeset	Tektro 855AL forged alloy linear-pull brakes with front power modulator and Tektro CL530 ergonomic designed alloy levers with kraton insert
Handlebar	Comfort hi-rise, steel, 25.4 x 80mm rise x 15" sweep x 640mm
Stem	Jamis alloy angle-adjustable, 90mm with 150mm quill (14-17"), 110mm with 180mm quill (18-23")
Grips	Anatomic triple density kraton
Seat Post	Suspension alloy micro-adjust, 27.2 x 350mm with alloy clamp and QR seatpin. 300mm for Men's 15, 17, Step-Thru 14
Saddle	Jamis Comfort with memory foam, synthetic suede cover, burnished sides and bumper springs with satin steel rails, gender specific
Accessories	Kickstand
Sizes	M: 15", 17", 19", 21", 23" S/T: 14", 18"
Color	M: Radiant Blue S/T: Radiant Teal
Weight	32.75 lbs



## UPGRADES/CHANGES FROM 2016

Shimano FC-TY701 crankset

## REASONS TO UPGRADE FROM CITIZEN 2

RST NEON-ML Suspension Fork with MCU/coil spring and external preload adjustment, 60mm travel

Shimano FC-TY701 crankset

Alex lightweight 32H ID-19 double wall rims and freehub

Shimano 24-speed Altus Rapid Fire SL-M310 shifter/brake levers & Acera M360 rear derailleur

Tektro forged alloy linear-pull brakeset

## GEOMETRY

SIZE	TT EFFECTIVE	HT ANGLE	ST ANGLE	CHAINSTAY	WHEELBASE	FORK RAKE	BB HEIGHT	HEADTUBE	STANDOVER
15	21.50 / 546	70°	74°	17.52 / 445	41.69 / 1059	1.97 / 50	11.22 / 285	4.72 / 120	28.66 / 728
17	22.11 / 562	70°	74°	17.52 / 445	42.28 / 1074	1.97 / 50	11.22 / 285	4.72 / 120	29.05 / 738
19	22.48 / 571	71°	73.5°	17.52 / 445	42.05 / 1068	1.97 / 50	11.22 / 285	4.72 / 120	30.39 / 772
21	23.06 / 586	71°	73.5°	17.52 / 445	42.68 / 1084	1.97 / 50	11.22 / 285	5.12 / 130	31.65 / 804
23	23.46 / 596	71°	73.5°	17.52 / 445	43.07 / 1094	1.97 / 50	11.22 / 285	5.71 / 145	32.91 / 836
14 S/O	21.49 / 546	70°	74°	17.52 / 445	41.77 / 1061	1.97 / 50	11.22 / 285	5.90 / 150	18.62 / 473
18 S/O	21.88 / 556	70°	73.5°	17.52 / 445	41.97 / 1066	1.97 / 50	11.22 / 285	6.49 / 165	18.15 / 461

# CITIZEN 2

## SPECIFICATIONS

Frame	6061 aluminum triple gauge main tubes with hydro-formed top tube, center-mount kickstand plate, replaceable derailleur hanger and fender/rack eyelets
Fork	RST Neon-T suspension fork, coil spring with external preload adjustment, 60mm travel
Headset	Water-resistant sealed mechanism, threaded, 1 1/8"
Wheels	Weinmann ZAC-19 double wall alloy rims, 32H, alloy hubs with QR and 14g stainless steel spokes
Tires	CST Marathon/Tour C-1446, silver safety stripe, 700x38c
Derailleurs	Shimano Altus RD-M310 rear and Shimano FD-TY710 front, 31.8mm clamp, top swing/dual pull front
Shiftlevers	Shimano Ez-Fire Plus, ST-EF510, 21-speed
Chain	KMC Z7
Cassette	Shimano MF-TZ31 7-speed, 14-34T
Crankset	Shimano FC-TY501, 48/38/28T, 170mm with chainguard
BB Set	FSA sealed cartridge, 68 x 122.5mm
Pedals	Comfort platform style with TPE non-slip insert
Brakeset	Promax TX-121 linear-pull with front power modulator and Shimano levers
Handlebar	Comfort hi-rise, steel, 25.4 x 80mm rise x 15° sweep x 640mm
Stem	Jamis alloy angle-adjustable, 90mm with 150mm quill (14-17"), 110mm with 180mm quill (18-23")
Grips	Anatomic triple density kraton
Seat Post	Suspension alloy micro-adjust, 27.2 x 350mm with alloy clamp and QR seatpin. 300mm for Men's 15, 17, Step-Thru 14
Saddle	Jamis Comfort with memory foam, synthetic suede cover, burnished sides and bumper springs with satin steel rails, gender specific
Accessories	Kickstand
Sizes	M: 15", 17", 19", 21", 23" <a href="#">S/T: 14", 18"</a>
Color	M: Dakota Grey or Winter Blue <a href="#">S/T: Radiant Orchid or Pearl White</a>
Weight	32.0 lbs



Winter Blue



Dakota Grey

## UPGRADES/CHANGES FROM 2016

Shimano FC-TY501 crankset

## REASONS TO UPGRADE FROM CITIZEN 1

Lightweight aluminum frame

RST Neon-T suspension fork, coil spring with external preload adjustment, 60mm travel

Weinmann lightweight 32H double wall rims

Jamis Comfort memory foam saddle

Suspension alloy micro-adjust seat post

## GEOMETRY

SIZE	TT EFFECTIVE	HT ANGLE	ST ANGLE	CHAINSTAY	WHEELBASE	FORK RAKE	BB HEIGHT	HEADTUBE	STANDOVER
15	21.50 / 546	70°	74°	17.52 / 445	41.69 / 1059	1.97 / 50	11.22 / 285	4.72 / 120	28.66 / 728
17	22.11 / 562	70°	74°	17.52 / 445	42.28 / 1074	1.97 / 50	11.22 / 285	4.72 / 120	29.05 / 738
19	22.48 / 571	71°	73.5°	17.52 / 445	42.05 / 1068	1.97 / 50	11.22 / 285	4.72 / 120	30.39 / 772
21	23.06 / 586	71°	73.5°	17.52 / 445	42.68 / 1084	1.97 / 50	11.22 / 285	5.12 / 130	31.65 / 804
23	23.46 / 596	71°	73.5°	17.52 / 445	43.07 / 1094	1.97 / 50	11.22 / 285	5.71 / 145	32.91 / 836
14 S/O	21.49 / 546	70°	74°	17.52 / 445	41.77 / 1061	1.97 / 50	11.22 / 285	5.90 / 150	18.62 / 473
18 S/O	21.88 / 556	70°	73.5°	17.52 / 445	41.97 / 1066	1.97 / 50	11.22 / 285	6.49 / 165	18.15 / 461

## CITIZEN 1

## SPECIFICATIONS

Frame	Hi-tensile steel frame, sloping design for men's, step through design for ladies, center-mount kickstand plate and fender/rack eyelets
Fork	Hi-tensile steel unicrown, radius blades with dropout eyelets
Headset	Water-resistant sealed mechanism, threaded, 1 1/8"
Wheels	Alex alloy rims, 36H, alloy hubs with QR and 14g stainless steel spokes
Tires	CST Marathon/Tour C-1446 with silver safety stripe, 700 x 38c
Derailleurs	Shimano Tourney RD-TY500 rear and Shimano FD-TY510 front, 31.8mm w/28.6 adaptor clamp, top swing/dual pull front.
Shiftlevers	Shimano Revoshift, SL-RS35, 21-speed
Chain	KMC Z7
Cassette	Shimano MF-TZ31 7-speed, 14-34T
Crankset	Shimano FC-TY501, 48/38/28T, 170mm with chainguard
BB Set	VP sealed cartridge, 68 x 122.5mm
Pedals	Comfort platform style
Brakeset	Promax TX-121 linear-pull with Tektro CL530 ergonomic design alloy levers with kraton insert
Handlebar	Comfort hi-rise, steel, 25.4 x 80mm rise x 15" sweep x 640mm
Stem	Jamis alloy hi-rise, 35° rise x 90mm with 150mm quill (14-18"), 110mm with 180mm quill (19-23")
Grips	Anatomic triple density kraton grip
Seat Post	Jamis alloy micro-adjust, 25.4 x 350mm with alloy QR clamp. 300mm for Men's 15, 17, Step-Thru 14
Saddle	Jamis Comfort with synthetic suede cover, burnished sides and bumper springs with satin steel rails, gender specific
Accessories	Kickstand
Sizes	M: 15", 17", 19", 21", 23" S/T: 14", 18"
Color	M: Black Coal or Galaxy Grey S/T: Cucumber or Glacier Blue
Weight	32.75 lbs



Galaxy Grey



Black Coal

## GEOMETRY

SIZE	TT EFFECTIVE	HT ANGLE	ST ANGLE	CHAINSTAY	WHEELBASE	FORK RAKE	BB HEIGHT	HEADTUBE	STANDOVER
15	21.50 / 546	70°	74°	17.52 / 445	41.61 / 1057	1.97 / 50	11.22 / 285	4.72 / 120	28.35 / 720
17	22.11 / 562	70°	74°	17.52 / 445	42.24 / 1073	1.97 / 50	11.22 / 285	4.72 / 120	28.82 / 732
19	22.48 / 571	71°	73.5°	17.52 / 445	42.01 / 1067	1.97 / 50	11.22 / 285	4.72 / 120	30.04 / 763
21	23.06 / 586	71°	73.5°	17.52 / 445	42.64 / 1083	1.97 / 50	11.22 / 285	5.12 / 130	31.49 / 800
23	23.46 / 596	71°	73.5°	17.52 / 445	43.03 / 1093	1.97 / 50	11.22 / 285	5.71 / 145	32.40 / 823
14 S/O	21.49 / 546	70°	74°	17.52 / 445	41.69 / 1059	1.97 / 50	11.22 / 285	5.90 / 150	19.05 / 484
18 S/O	21.88 / 556	70°	73.5°	17.52 / 445	41.93 / 1065	1.97 / 50	11.22 / 285	6.49 / 165	18.54 / 471

## UPGRADES/CHANGES FROM 2016

Shimano FC-TY501 crankset




## CITIZEN 3 STEP-THRU



Radiant Teal

## CITIZEN 2 STEP-THRU



Pearl White



Radiant Orchid

## CITIZEN 1 STEP-THRU



Glacier Blue



Cucumber



## 2017 HUDSON SERIES

Think of our Hudsons as part Explorer and part Earth Cruiser. Capable but cool. Casual but on it. We blended the flowing curves and shaped tubes of seemingly disparate platforms like our carbon Dakota 29'ers and our aluminum DXT's and and came up with a smart frame design that rides comfortably, casually and efficiently while making a bold statement all at the same time.

### Hudson Lite

When it comes to recreational riding on a so-called comfort bike, nothing gets more uncomfortable faster than having to pedal more weight than necessary. Which is why all Hudsons are built with lightweight 6061 aluminum tubing. We design comfort into the naturally stiffer ride of the aluminum tubes by specifying large volume tires and lengthening the chainstays and wheelbase for a stretch-limo sort of ride.

### Easy Rider

Specially designed for flat-footed starts and stops. With your weight evenly distributed over the crank for comfortable and efficient pedaling on the saddle or off. The Hudson's laid back seat tube and lowered bottom bracket height allows riders to position their saddles for efficient leg extension and still easily reach the ground while seated for balance when stopped. The longer chainstays and wheelbase in tandem with the lower center of gravity offers a very smooth, stable ride.

### Get Fit

All frame sizes (and there are six to assure the best possible fit for greater comfort and more secure handling) offer an extra long head tube and hi-rise handlebars for a comfortable, upright ride position.

### Step Right In

Our step-through version is exceptionally easy to mount thanks to the low BB DROP and super-low position of the S-bent top tube. No more swinging a leg over the rear wheel, or pulling a knee up to the chest to step over the top tube to mount a bike.

### Where's the Other Brake Lever?

SureStop's new braking system simplifies stopping by requiring only one brake lever to operate both front & rear brakes. It makes riding safer too by reducing the risk of front wheel lock-up. SureStop uses the momentum of the rear wheel to actively modulate the front brake, enabling smooth, controlled stopping. With only one hand!

### Best in Class Comfort

Our super plush saddle features Memory Foam padding for optimum support with maximum comfort. The slip-resistant suede-like top prevents sliding and the burnished side panels reduce leg friction while pedaling. Elastomer springs also help to soak up road vibrations. Offered in gender-specific sizes.

### Speed Limit

Using gears is supposed to make cycling easy, not a chore. That's why our Hudsons are available in single, three or seven-speed versions only. Every shift is a one-handed cinch.

### Clean and Simple

The Hudson's alloy crankset features an outer-ring chainguard. With another full length chainguard running the length of the chain from seatstay to chainring. So socks, slacks, skirts and dresses are well protected from the chain.

# HUDSON SPORT

## SPECIFICATIONS

Frame	6061 TIG-welded aluminum, Hudson laid-back design with low ride height, alloy kickstand
Fork	Hi-tensile unicrown with radiused blades
Headset	Internal cup, threaded, 1 1/8"
Wheels	Alex DC25 alloy double-wall rims, 36H, Formula alloy QR hubs, 14g black stainless steel spokes
Tires	Jamis Sport Comfort, 26 x 1.95"
Derailleurs	Shimano RD-TX55 rear
Shiftlevers	Shimano RevoShift SL-RS35, 7-speed
Chain	KMC Z51
Cassette	Shimano freewheel 7-speed, 14-34
Crankset	Forged alloy crank, single 42T chainring, 170mm, with full length chainguard
BB Set	Sealed cartridge, 68 x 122.5mm
Pedals	Classic block-style
Brakeset	SureStop braking system with forged alloy direct pull brakes & Tekro alloy comfort lever
Handlebar	Hi-rise comfort, 15" sweep x 80mm rise x 640mm wide
Stem	Jamis alloy, 180mm quill x 80mm extension
Grips	Kraton comfort
Seat Post	Alloy micro-adjust, 31.6 x 300mm, with alloy QR clamp
Saddle	Jamis Comfort with memory foam, synthetic suede top, burnished side panels and bumper springs
Sizes	M: S (13"), M (15"), L (18"), XL (21") S/T: S (14"), M (17")
Color	M: Dakota Grey, Winter Blue, Cayenne S/T: Radiant Teal, Cayenne, Grape Jelly, Lemonade
Weight	29.5 lbs

## UPGRADES/CHANGES FROM 2016

Same quality Jamis specification as 2016

## REASONS TO UPGRADE FROM HUDSON EASY 3

- 7-speed Shimano drivetrain
- SureStop single lever braking system
- Stronger, double-wall aluminum rims



Winter Blue

## TECH FEATURES

### SURESTOP™



Dakota Grey

Cayenne

## GEOMETRY

SIZE	CENTER of BB to TOP of TT	TT EFFECTIVE	HT ANGLE	ST ANGLE	CHAINSTAY	WHEELBASE	FORK RAKE	BB HEIGHT	HEADTUBE	STANDOVER
S	12.16 / 309	22.44 / 570	68°	67°	19.09 / 485	42.56 / 1081	1.77 / 45	10.71 / 272	4.72 / 120	25.94 / 659
M	14.09 / 358	23.11 / 587	68°	67°	19.09 / 485	43.19 / 1097	1.77 / 45	10.71 / 272	5.51 / 140	27.52 / 699
L	15.63 / 397	24.17 / 614	68°	67°	19.09 / 485	44.25 / 1124	1.77 / 45	10.71 / 272	6.89 / 175	28.97 / 736
XL	18.74 / 476	25.12 / 638	68°	67°	19.09 / 485	45.16 / 1147	1.77 / 45	10.71 / 272	8.27 / 210	31.38 / 797
S S/T	6.10 / 155	22.60 / 574	68°	67°	19.09 / 485	42.68 / 1084	1.77 / 45	10.71 / 272	6.50 / 165	17.48 / 444
M S/T	7.08 / 180	23.66 / 601	68°	67°	19.09 / 485	43.74 / 1111	1.77 / 45	10.71 / 272	6.50 / 165	18.03 / 458

# HUDSON EASY-3

## SPECIFICATIONS

Frame	6061 TIG-welded aluminum, Hudson laid-back design with low ride height, alloy kickstand
Fork	Hi-tensile unicrown with radiused blades
Headset	Internal cup, threaded, 1 1/8"
Wheels	Alex C1000 alloy rims, 36H, Formula alloy nudded front & Shimano Nexus 3-speed rear hubs, 14g black stainless steel spokes
Tires	Jamis Sport Comfort, 26 x 1.95"
Derailleurs	N/A
Shiftlevers	Shimano RevoShift, 3-speed
Chain	KMC Z410
Cassette	Shimano 22T
Crankset	Forged alloy crank, single 42T chainring, 170mm, with full length chainguard
BB Set	Sealed cartridge, 68 x 122.5mm
Pedals	Classic block-style
Brakeset	Shimano coaster brake
Handlebar	Hi-rise comfort, 15" sweep x 80mm rise x 640mm wide
Stem	Jamis alloy, 180mm quill x 80mm extension
Grips	Kraton comfort
Seat Post	Alloy micro-adjust, 31.6 x 300mm, with alloy QR clamp
Saddle	Jamis Comfort with extra foam padding, synthetic suede top, burnished side panels and bumper springs
Sizes	M: S (13"), M (15"), L (18"), XL (21") S/T: S (14"), M (17")
Color	M: Pure Lime, Black Ice S/T: Grape Jelly, Daiquiri Blue, Coral
Weight	28.0 lbs

## UPGRADES/CHANGES FROM 2016

Same quality Jamis specification as 2016

## REASONS TO UPGRADE FROM HUDSON EASY

Shimano Nexus-3 internally geared rear hub with Revoshift



Pure Lime



Black Ice

## GEOMETRY

SIZE	CENTER of BB to TOP of TT	TT EFFECTIVE	HT ANGLE	ST ANGLE	CHAINSTAY	WHEELBASE	FORK RAKE	BB HEIGHT	HEADTUBE	STANDOVER
S	12.16 / 309	22.44 / 570	68°	67°	19.09 / 485	42.56 / 1081	1.77 / 45	10.71 / 272	4.72 / 120	25.94 / 659
M	14.09 / 358	23.11 / 587	68°	67°	19.09 / 485	43.19 / 1097	1.77 / 45	10.71 / 272	5.51 / 140	27.52 / 699
L	15.63 / 397	24.17 / 614	68°	67°	19.09 / 485	44.25 / 1124	1.77 / 45	10.71 / 272	6.89 / 175	28.97 / 736
XL	18.74 / 476	25.12 / 638	68°	67°	19.09 / 485	45.16 / 1147	1.77 / 45	10.71 / 272	8.27 / 210	31.38 / 797
S/S/T	6.10 / 155	22.60 / 574	68°	67°	19.09 / 485	42.68 / 1084	1.77 / 45	10.71 / 272	6.50 / 165	17.48 / 444
M/S/T	7.08 / 180	23.66 / 601	68°	67°	19.09 / 485	43.74 / 1111	1.77 / 45	10.71 / 272	6.50 / 165	18.03 / 458

# HUDSON EASY

## SPECIFICATIONS

Frame	6061 TIG-welded aluminum, Hudson laid-back design with low ride height, alloy kickstand
Fork	Hi-tensile unicrown with radiused blades
Headset	Internal cup, threaded, 1 1/8"
Wheels	Alex C1000 alloy rims, 36H, Formula alloy nudded front & Hi-Stop coaster brake rear hubs, 14g black electro-plated spokes
Tires	Jamis Sport Comfort, 26 x 1.95"
Derailleurs	N/A
Shiftlevers	N/A
Chain	KMC Z410
Cassette	18T
Crankset	Forged alloy crank, single 42T chainring, 170mm, with full length chainguard
BB Set	Sealed cartridge, 68 x 122.5mm
Pedals	Classic block-style
Brakeset	Hi-Stop coaster brake
Handlebar	Hi-rise comfort, 15" sweep x 80mm rise x 640mm wide
Stem	Jamis alloy, 180mm quill x 80mm extension
Grips	Kraton comfort
Seat Post	Alloy micro-adjust, 31.6 x 350mm, with alloy QR clamp
Saddle	Jamis Comfort with extra foam padding, synthetic suede top, burnished side panels and bumper springs
Sizes	M: S (13"), M (15"), L (18"), XL (21") S/T: S (14"), M (17")
Color	M: Gloss Black, Blueberry S/T: Radiant Teal, Cayenne, Lemonade
Weight	27.0 lbs



Blueberry



Gloss Black

## UPGRADES/CHANGES FROM 2016

Same quality Jamis specification as 2016

## GEOMETRY

SIZE	CENTER of BB to TOP of TT	TT EFFECTIVE	HT ANGLE	ST ANGLE	CHAINSTAY	WHEELBASE	FORK RAKE	BB HEIGHT	HEADTUBE	STANDOVER
S	12.16 / 309	22.44 / 570	68°	67°	19.09 / 485	42.56 / 1081	1.77 / 45	10.71 / 272	4.72 / 120	25.94 / 659
M	14.09 / 358	23.11 / 587	68°	67°	19.09 / 485	43.19 / 1097	1.77 / 45	10.71 / 272	5.51 / 140	27.52 / 699
L	15.63 / 397	24.17 / 614	68°	67°	19.09 / 485	44.25 / 1124	1.77 / 45	10.71 / 272	6.89 / 175	28.97 / 736
XL	18.74 / 476	25.12 / 638	68°	67°	19.09 / 485	45.16 / 1147	1.77 / 45	10.71 / 272	8.27 / 210	31.38 / 797
S S/T	6.10 / 155	22.60 / 574	68°	67°	19.09 / 485	42.68 / 1084	1.77 / 45	10.71 / 272	6.50 / 165	17.48 / 444
M S/T	7.08 / 180	23.66 / 601	68°	67°	19.09 / 485	43.74 / 1111	1.77 / 45	10.71 / 272	6.50 / 165	18.03 / 458

## HUDSON SPORT STEP-THRU



Grape Jelly

Cayenne

Lemonade

Radiant Teal

## HUDSON EASY-3 STEP-THRU



Grape Jelly

Coral

Daiquiri Blue

## HUDSON EASY STEP-THRU



Cayenne

Radiant Teal

Lemonade





# 2017 EXPLORER SERIES

The Explorer has been one of our best-selling bikes, ever since it's introduction in 1982. Originally designed as a mountain bike, the Explorer has since evolved into a very practical and very comfortable sport comfort bike. Inspired in part by our Hudsons and Citizens, without sacrificing the versatile on or off-road competence of the original Explorer, the newest generation Explorer is all about getting the most fun out of the ride, in STYLE, with performance and comfort features that make getting around so effortless it hardly feels like exercise.

## Ride Position

A usual complaint from new riders trying to get into the cycling groove is feeling uncomfortably perched forward with too much weight on their wrists and having to crank their necks backwards just to be able to see in traffic. We specifically design our Explorers to remedy this. With extra long head tubes to push handlebar height up, shorter top tubes to pull handlebars closer to the saddle, 4-inch rise handlebars that sweep back at a natural hand-grasp angle and long-quilled or angle-adjustable stems that allow for a wide range of adjustment to tune handle bar height and reach perfectly for each rider.

## Suspension

Every Explorer offers telescoping coil-spring suspension in the fork as well as in the seat pillar. The advantage is not just a more comfortable ride, but a ride that is much easier to control and is therefore safer.

## Comfort Saddle

Our super plush saddle features memory foam padding (Explorer 2) or extra high quality polyurethane padding (Explorer 1) for optimum support with maximum comfort. The slip-resistant suede-type top prevents sliding and the burnished side panels reduce leg friction while pedaling. Elastomer springs also help to soak up road vibrations. Offered in gender specific sizes.

## Smooth Rolling Tires

Our Explorer tires have been designed to roll smoothly on pavement, but offer a large 1.95" footprint so that rides on park paths can be managed securely. The additional benefit of that big footprint is larger air volume in the tire and tube, which results in lower air pressure for a more comfortable ride than tires with smaller volumes and higher air pressures.

## Versatility

But don't let all this comfort talk fool you into thinking the Explorer has limited uses. While conceived to make cycling as comfortably fun as possible, the Explorer is capable of doing much more than keeping a new rider from hurting. Thanks to the full-range gearing of the drivetrain, the 2" foot-print of the tires and the shock absorption of the suspension fork.

## Twist-Shifting Gears

Many folks find throttle-style shifters much simpler to use than those that operate by thumb. There's something intuitive about simply twisting the inboard side of your handlebar grips to change the speed at which your pedaling. Which why our Explorers feature Grip Shift from SRAM or Revoshift from Shimano twist shifters.

## EXPLORER 2

## SPECIFICATIONS

Frame	6061 TIG-welded aluminum, all-new sport comfort design with low-standover/upright ride position, replaceable derailleur hanger, center-mount kickstand bracket
Fork	RST Capa-T coil-spring suspension with external preload, alloy crown, CP stanchions, mini-boots, 80mm travel
Headset	Internal cup, threaded, 1 1/8"
Wheels	Alex DC-25 double-wall alloy rims, 32H, KT Quando alloy hubs with QR, 14g stainless steel spokes
Tires	Jamis Sport Comfort, 26 x 1.95", with puncture-resistant casing
Derailleurs	Shimano Altus M310 rear, Shimano TY710 31.8mm top swing/dual pull front
Shiftlevers	Shimano RevoShift RS-45, 24-speed
Chain	KMC Z7
Cassette	Shimano HG20, 8-speed, 12-32
Crankset	Shimano TY701 alloy crank with 48/38/28 chainrings, 170mm crank length, with chainguard
BB Set	Sealed cartridge, 68 x 110.5mm
Pedals	Comfort platform with TPE non-slip insert
Brakeset	Tektro forged alloy direct pull brakes with Tektro CL530 alloy comfort levers
Handlebar	Hi-rise comfort, 15D sweep x 80mm rise x 640mm wide
Stem	Jamis alloy, angle-adjustable, 90mm ext x 150mm quill (13.5-17.5") or 110mm ext x 180mm quill (18-21")
Grips	Kraton comfort
Seat Post	Suspension, alloy micro-adjust, 350mm x 27.2mm, with alloy QR clamp
Saddle	Jamis Comfort with memory foam, synthetic suede top, burnished side panels and bumper springs
Sizes	M: S (13"), M (15"), L (18"), XL (21") S/T: S (14"), M (17")
Color	M: Radiant Blue or Silver Mist S/T: Silver Mist or Radiant Teal
Weight	32.5 lbs



Silver Mist



Radiant Blue

## UPGRADES/CHANGES FROM 2016

Shimano FC-TY701 crankset

Shimano HG20, 8-speed cassette

Shimano RS45, 3x8 shifters

## REASONS TO UPGRADE FROM EXPLORER 1

Lightweight aluminum frame

RST Capa-T suspension fork

Shimano 24-speed Revoshift twist-shifting drivetrain

Alex DC25 double-walled rims

Memory foam saddle

Sealed cartridge BB

## GEOMETRY

SIZE	CENTER of BB to TOP of TT	TT EFFECTIVE	HT ANGLE	ST ANGLE	CHAINSTAY	WHEELBASE	FORK RAKE	BB HEIGHT	HEADTUBE	STANDOVER
S	11.30 / 287	21.06 / 535	68.39°	70.39°	16.73 / 425	40.00 / 1016	1.65 / 42	12.09 / 307	4.72 / 120	27.01 / 686
M	13.31 / 338	21.65 / 550	68.40°	70.40°	16.73 / 425	40.63 / 1032	1.65 / 42	12.09 / 307	5.51 / 140	28.62 / 727
L	15.79 / 401	22.64 / 575	68.42°	70.42°	16.73 / 425	41.65 / 1058	1.65 / 42	12.09 / 307	6.89 / 175	30.59 / 777
XL	18.78 / 477	23.43 / 595	68.44°	70.44°	16.73 / 425	42.48 / 1079	1.65 / 42	12.09 / 307	8.27 / 210	32.91 / 836
S/S/T	5.63 / 143	20.67 / 525	68.39°	70.39°	16.93 / 430	39.84 / 1012	1.65 / 42	12.09 / 307	6.30 / 160	17.83 / 453
M/S/T	7.05 / 179	22.05 / 560	68.39°	70.41°	16.93 / 430	41.26 / 1048	1.65 / 42	12.09 / 307	6.89 / 175	18.70 / 475

# EXPLORER 1

## SPECIFICATIONS

Frame	Sport comfort design, hi-tensile steel with low-standover/upright ride position, center-mount kickstand bracket
Fork	Coil-spring suspension, alloy crown, chrome-plated stanchions, mini boots, 60mm travel
Headset	ATB sealed, threaded, 1 1/8"
Wheels	Alex C-1000 alloy rims, 36H, with Formula alloy hubs, QR front and rear, 14g stainless steel spokes
Tires	Jamis Sport Comfort, 26 x 1.95", blackwall
Derailleurs	SRAM X rear, Shimano M191 31.8mm top swing/dual pull front
Shiftlevers	SRAM 3.0 Comp ESP twist-shift, 21-speed
Chain	KMC UG51
Cassette	Shimano freewheel 7-speed, 14-34
Crankset	SR XCC alloy crank with 48/38/28 chainrings, 170mm crank length, with chainguard
BB Set	VP sealed bolt type, 3RB axle, 68 x 129mm (35-52-42)
Pedals	Comfort platform with TPE non-slip insert
Brakeset	ProMax alloy direct pull brakes with Tektro Tenera levers
Handlebar	Hi-rise comfort, 15D sweep x 80mm rise x 640mm wide
Stem	Jamis alloy, angle-adjustable, 90mm ext x 150mm quill (13.5-17.5") or 110mm ext x 180mm quill (18-21")
Grips	Kraton comfort
Seat Post	Suspension, alloy micro-adjust, 350mm x 25.4mm, with alloy QR clamp
Saddle	Jamis Comfort with extra thick padding, synthetic suede top, burnished side panels and bumper springs
Sizes	M: S (13"), M (15"), L (18"), XL (21") S/T: S (14"), M (17")
Color	M: Cayenne or Gloss Black S/T: Spearmint or Pure White
Weight	35.5 lbs



Cayenne



Gloss Black

## UPGRADES/CHANGES FROM 2016

Same quality Jamis specification as 2016

## GEOMETRY

SIZE	CENTER of BB to TOP of TT	TT EFFECTIVE	HT ANGLE	ST ANGLE	CHAINSTAY	WHEELBASE	FORK RAKE	BB HEIGHT	HEADTUBE	STANDOVER
S	11.30 / 287	21.06 / 535	68.39°	70.39°	16.73 / 425	40.12 / 1019	1.77 / 45	12.09 / 307	4.72 / 120	27.20 / 691
M	13.31 / 338	21.65 / 550	68.40°	70.40°	16.73 / 425	40.75 / 1035	1.77 / 45	12.09 / 307	5.51 / 140	28.78 / 731
L	15.79 / 401	22.64 / 575	68.42°	70.42°	16.73 / 425	41.77 / 1061	1.77 / 45	12.09 / 307	6.89 / 175	30.79 / 782
XL	18.78 / 477	23.43 / 595	68.44°	70.44°	16.73 / 425	42.60 / 1082	1.77 / 45	12.09 / 307	8.27 / 210	33.07 / 840
S/S/T	5.79 / 147	20.67 / 525	68.39°	70.39°	16.93 / 430	39.96 / 1015	1.77 / 45	12.09 / 307	6.30 / 160	17.87 / 454
M/S/T	7.05 / 179	22.05 / 560	68.39°	70.41°	16.93 / 430	41.42 / 1052	1.77 / 45	12.09 / 307	6.89 / 175	18.74 / 476

## EXPLORER 2 STEP-THRU



Radiant Teal



Silver Mist

## EXPLORER 1 STEP-THRU



Spearmint



Pure White





# 2017 TRAIL XR

The Trail XR is built for the rider looking for quality, versatility and affordability in a bike that can handle city streets, rail trails, campus short cuts and suburban cul-de-sacs with comfort and confidence. Inspired by our Trail X mountain bikes, but tuned for everyday 'round-town regular riding, the XR is the perfect fat-tired solution for the buyer on a budget.

## Frame Design & Sizing

The sloping frame design of the Trail XR is offered in up to 8 sizes (depending on model), assuring the best possible customer fit for optimal handling and enhanced comfort. Our smallest 12" & 13" frames are especially suitable for junior riders. These frame sizes can comfortably & safely fit some kids as young as 9 or 10."

## Frame Materials

Jamis is famous for making great high-end steel bikes. So when it comes to a more affordable bike like the Trail XR, it's got to be good to know that the same experience and skill that designs and fabricates a Dragon is working for you on the XR.

## Top Tube Cable Routing

Running the cables up under the top tube keeps cables and housing out of the muck for more precise and reliable shifting performance.

## Dual Water Bottle Mounts

Most of our Trail XR sizes (17" - 21") offer two water bottle mounts located inside the main frame. This provides excellent hydration capacity in an easily accessible position. Or you can use one set of mounts for a bottle and the other for a battery for a light.

## Straight Talk about Forks

Our straight-bladed tubular unicrown fork is significantly lighter than most suspension forks, offering more responsive steering and an easier-to-lift-up-the-dorm-stairs bike.

## Quick and Easy

Every Trail XR offers quick-release front and rear wheels, as well as a quick release seat post clamp, to make transport, storage or locking up a snap.

## Twist-Shifting Gears

Many folks find throttle-style shifters much simpler to use than those that operate by thumb. There's something intuitive about simply twisting the inboard side of your handlebar grips to change the speed at which you're pedaling. Which why our Trail XR feature Grip Shift from SRAM.

## Quality Spec

Many of the parts specified on the Trail XR are made of aluminum to save weight, but also to help preserve the finish of the bike. Aluminum parts include the seat post (it's micro-adjust too!), seat clamp (with QR!), rims, and crank arms.

## TRAIL XR

## SPECIFICATIONS

Frame	Hi-tensile steel tubes
Fork	Unicrown, hi-tensile steel, with over-sized radiused blades
Headset	VP threaded
Wheels	Alloy 26 x 1.50" 36H rims, heavy-duty ATB hubs with QR, stainless spokes
Tires	CST, 26 x 1.95"
Derailleurs	SRAM X3 rear and Shimano TZ30 front
Shiftlevers	SRAM 3.0 Grip Shift, 3x7-speed
Chain	KMC Z51, 7-speed
Cassette	7-speed freewheel, 13-28T
Crankset	Forged alloy crank, 42/34/24T, 170mm
BB Set	VP bolt type axle
Pedals	ATB platform, hi-impact resin
Brakeset	Alloy linear pull type with full alloy 4-finger levers
Handlebar	Jamis XC riser, 25.4 x 20mm rise x 620mm
Stem	Jamis Hi-Rise, 40° rise x 90mm (12-14"), 100mm (15-18"), 120mm (19-21")
Grips	Kraton for Grip Shift
Seat Post	Jamis alloy micro-adjust, 28.6 x 350mm (12-15") 400mm (17-21")
Saddle	Jamis ATB Sport, SL cover, protective front and rear guards
Sizes	M: 13", 15", 17", 19", 21" S/O: 12", 14", 18"
Color	M: Electric Blue or Ano Black S/O: Ultraviolet or Seafoam
Weight	31.75 lbs



Ano Black



Electric Blue

## UPGRADES/CHANGES FROM 2016

CST tires

## GEOMETRY

SIZE	TT EFFECTIVE	HT ANGLE	ST ANGLE	CHAINSTAY	WHEELBASE	FORK RAKE	BB HEIGHT	HEADTUBE	STANDOVER
13	20.86 / 530	70.5°	74°	16.73 / 425	40.35 / 1025	1.77 / 45	1.3 / 33	4.13 / 105	26.22 / 666
15	21.42 / 544	70.5°	74°	16.73 / 425	40.90 / 1039	1.77 / 45	1.3 / 33	4.72 / 120	28.07 / 713
17	21.89 / 556	71°	73.5°	16.73 / 425	40.98 / 1041	1.77 / 45	1.3 / 33	4.92 / 125	29.01 / 737
19	22.52 / 572	71°	73.5°	16.73 / 425	41.65 / 1058	1.77 / 45	1.3 / 33	5.12 / 130	30.27 / 769
21	23.34 / 593	71.5°	73°	16.73 / 425	42.12 / 1070	1.77 / 45	1.3 / 33	6.49 / 165	31.96 / 812
12	20.51 / 521	70.5°	74°	16.93 / 430	40.16 / 1020	1.77 / 45	1.3 / 33	4.13 / 105	24.52 / 623
14	20.71 / 526	70°	73°	16.93 / 430	40.23 / 1022	1.77 / 45	1.3 / 33	4.92 / 125	25.27 / 642
18	21.97 / 558	70.5°	72.5°	16.93 / 430	41.10 / 1044	1.77 / 45	1.3 / 33	5.51 / 140	25.59 / 650



# TRAIL XR STEP-OVER



Ultraviolet



Seafoam



## 2017 EARTH CRUISER SERIES

We designed our Earth Cruisers to be kinder, gentler versions of our sport comfort Explorers. They're simplified with easy-to-use one or three-speed coaster brake drivetrains without the complications of derailleurs or hand brakes to fiddle around with. In spite of their name, they're not just for riding at the beach. They're for any rider anywhere looking for a simple, lightweight, low-maintenance, good looking bike they can casually and comfortably pedal around town all day, every day.

### **Diet Cruiser**

Many cruisers weigh well north of 40 pounds. Not so with the Earth Cruiser. Because nothing gets more uncomfortable faster than having to pedal more weight than necessary, we've pared as many grams from the Earth Cruiser as we could. Starting with the lightweight aluminum frame and a parts pick that's nearly all lightweight alloy parts. The result is a 29 pound Earth Cruiser 1 that's pure joy to pedal.

### **Looks Great Today & Tomorrow**

Many of the parts specified on our Earth Cruisers are made of aluminum to save weight, but also to help preserve the finish of the bike. Aluminum parts include the seat post, seat clamp, stem, rims, front hub, kickstand and crank arms (EC3 and EC1). We've even specified a silver-plated chain on the EC3 and EC1 that doesn't just look great, it's way more rust-resistant than standard carbon steel chains.

### **Comfortable Steering**

Our cruise-control handlebars were designed to promote a comfortable no-weight-on-the-wrists riding position. With just the right sweep and rise, these handlebars meet the rider's hands without requiring a forward bend at the waist, relieving pressure on the back of the neck. Handlebar width has also been carefully calculated so that when steered from left to right it does not contact the rider, unlike many other cruiser-style handlebars.

### **Memory Foam Saddle**

Our Earth Cruiser saddles are not just great looking, they're extraordinarily comfortable as well. Though the size and shape is clearly generous, we've also molded a channel into the top of the saddle to relieve sitting pressure and use high-quality memory or polyurethane foam for the supporting mattress. Memory foam (on the EC1 and 3), was originally developed by NASA and is now used extensively for medical applications. It is much denser than the foams ordinarily used in saddles, which makes it more supportive and more comfortable.

### **Smooth Rolling Tires**

Our comfort tires have been designed to roll smoothly on pavement, but offer a large 2.125" footprint so that rides on park paths can be managed securely. The additional benefit of that big footprint is larger air volume in the tire and tube, which results in lower air pressure for a more comfortable ride than tires with smaller volumes and higher air pressures.

### **No-Slip Pedals**

Our Earth Cruisers pedals offer a thermoplastic elastomer insert on both sides of the pedal surface that keeps shoes and sandals from slipping when soles or pedals get wet. These inserts also make barefoot pedaling comfortable.

## EARTH CRUISER 3

## SPECIFICATIONS

Frame	Contemporary comfort design with 6061 aluminum oversized tubing, includes kickstand and painted steel chainguard
Fork	Hi-tensile unicrown with straight blades
Headset	Sealed, threaded, 1 1/8"
Wheels	Alex Zuma 36H black anodized alloy rims with alloy nudded front hub and Shimano 3-speed rear, 14 gauge stainless steel spokes
Tires	Jamis Cruise-control comfort tread 26x2.125" silver stripe
Derailleurs	N/A
Shiftlevers	Shimano RevoShift, 3-speed
Chain	KMC Z410NP, silver
Cassette	Shimano 23T
Crankset	Forged alloy crank, 170mm, with 44T compact disc chainering
BB Set	Cotterless bolt type, 3PB axle, 68 x 119mm
Pedals	Cruiser alloy platform with TPE comfort insert
Brakeset	Shimano coaster brake
Handlebar	Jamis Cruise-control comfort bar
Stem	Alloy hi-rise, 180mm quill, 100mm extension, with removeable 2-bolt cap
Grips	Comfort style
Seat Post	Alloy micro-adjust, 27.2 (M) & 26.8 (W) x 300mm, with 31.8mm alloy clamp and chromo seatpin
Saddle	Earth Cruiser Comfort with memory foam padding, synthetic suede top, burnished sides and bumper springs
Sizes	M: M (18") & L (21") S/T: S (15") & M (17")
Color	M: Charcoal, Silver Mist, Teal Fo' Real S/T: Ocean Breeze, Grape Jelly, Teal Fo' Real
Weight	31.0 lbs

## UPGRADES/CHANGES FROM 2016

Same quality Jamis specification as 2016

## REASONS TO UPGRADE FROM EARTH CRUISER 1

Shimano Nexus 3-speed internal gear rear hub with twist shifter and coaster brake



Teal Fo' Real



Charcoal



Silver Mist

## GEOMETRY

SIZE	CENTER of BB to TOP of TT	TT EFFECTIVE	HT ANGLE	ST ANGLE	CHAINSTAY	WHEELBASE	FORK RAKE	BB HEIGHT	HEADTUBE	STANDOVER
M	17.52 / 548	22.91 / 582	69°	70°	18.74 / 476	42.72 / 1085	1.77 / 45	10.71 / 272	4.13 / 105	26.93 / 684
L	19.76 / 578	24.02 / 610	69°	70°	18.74 / 476	43.82 / 1113	1.77 / 45	10.71 / 272	5.12 / 130	28.19 / 716
S/S/T	7.52 / 191	21.81 / 554	69°	70°	18.74 / 476	41.61 / 1057	1.77 / 45	10.71 / 272	4.13 / 105	17.46 / 443
M/S/T	8.70 / 221	22.91 / 582	69°	70°	18.74 / 476	42.72 / 1085	1.77 / 45	10.71 / 272	4.13 / 105	18.03 / 458

# EARTH CRUISER 1

## SPECIFICATIONS

Frame	Contemporary comfort design with 6061 aluminum oversized tubing, includes kickstand and painted steel chainguard
Fork	Hi-tensile unicrown with straight blades
Headset	Sealed, threaded, 1 1/8"
Wheels	Alex Zuma 36H black anodized alloy rims with alloy nutted front hub and Hi-Stop CB rear, 14 gauge stainless steel spokes
Tires	Jamis Cruise-control comfort tread 26x2.125" silver stripe
Derailleurs	N/A
Shiftlevers	N/A
Chain	KMC Z410NP, silver
Cassette	18T
Crankset	Forged alloy crank, 170mm, with 44T compact disc chainering
BB Set	Cotterless bolt type, 3PB axle, 68 x 119mm
Pedals	Cruiser alloy platform with TPE comfort insert
Brakeset	Hi-Stop coaster brake
Handlebar	Jamis Cruise-control comfort bar
Stem	Alloy hi-rise, 180mm quill, 100mm extension, with removeable 2-bolt cap
Grips	Comfort style
Seat Post	Alloy micro-adjust, 27.2 (M) & 26.8 (W) x 300mm, with 31.8mm alloy clamp and cromo seatpin
Saddle	Earth Cruiser Comfort with memory foam padding, synthetic suede top, burnished sides and bumper springs
Sizes	M: M (18") & L (21") S/T: S (15") & M (17")
Color	M: Gloss Black, Cayenne, Cosmo Blue S/T: Spearmint, Twilight, Cosmo Blue
Weight	29.0 lbs



Cayenne



Gloss Black



Cosmo Blue

## UPGRADES/CHANGES FROM 2016

Same quality Jamis specification as 2016

## REASONS TO UPGRADE FROM EARTH CRUISER 2

Lightweight aluminum frame
Full alloy crankset: lightweight and rust-proof
Memory foam saddle

## GEOMETRY

SIZE	CENTER of BB to TOP of TT	TT EFFECTIVE	HT ANGLE	ST ANGLE	CHAINSTAY	WHEELBASE	FORK RAKE	BB HEIGHT	HEADTUBE	STANDOVER
M	17.52 / 548	22.91 / 582	69°	70°	18.74 / 476	42.72 / 1085	1.77 / 45	10.71 / 272	4.13 / 105	26.93 / 684
L	19.76 / 578	24.02 / 610	69°	70°	18.74 / 476	43.82 / 1113	1.77 / 45	10.71 / 272	5.12 / 130	28.19 / 716
S/S/T	7.52 / 191	21.81 / 554	69°	70°	18.74 / 476	41.61 / 1057	1.77 / 45	10.71 / 272	4.13 / 105	17.46 / 443
M/S/T	8.70 / 221	22.91 / 582	69°	70°	18.74 / 476	42.72 / 1085	1.77 / 45	10.71 / 272	4.13 / 105	18.03 / 458

## EARTH CRUISER 2

## SPECIFICATIONS

Frame	Contemporary comfort design with hi-tensile steel tubing, includes kickstand and painted steel chainguard
Fork	Hi-tensile unicrown with straight blades
Headset	Oversized, threaded, 1 1/8"
Wheels	Alex Zuma 36H black anodized alloy rims with alloy nudded front hub and Hi-Stop coaster brake rear, 14 gauge stainless steel spokes
Tires	Jamis Cruise-control comfort tread 26x2.125" silver stripe
Derailleurs	N/A
Shiftlevers	N/A
Chain	KMC Z410
Cassette	18T
Crankset	Polished steel arm with 44T compact disc chainring
BB Set	OPC type
Pedals	Cruiser alloy platform with TPE comfort insert
Brakeset	Hi-Stop coaster brake
Handlebar	Jamis Cruise-control comfort bar
Stem	Alloy hi-rise, 180mm quill, 100mm extension, with removeable 2-bolt cap
Grips	Comfort style
Seat Post	Alloy micro-adjust, 28.6 x 300mm, with 31.8mm alloy clamp and cromo seatpin
Saddle	Earth Cruiser Comfort with extra thick padding, synthetic suede top, burnished sides and bumper springs
Sizes	M: M (18") & L (21") S/T: S (15") & M (17")
Color	M: Gloss Black, Blueberry, Pure Lime S/T: Blue Lagoon, Pomegranate, Pure Lime
Weight	34.0 lbs



Pure Lime



Gloss Black



Blueberry

## UPGRADES/CHANGES FROM 2016

Same quality Jamis specification as 2016

## GEOMETRY

SIZE	CENTER of BB to TOP of TT	TT EFFECTIVE	HT ANGLE	ST ANGLE	CHAINSTAY	WHEELBASE	FORK RAKE	BB HEIGHT	HEADTUBE	STANDOVER
M	17.52 / 548	22.91 / 582	69°	70°	18.74 / 476	42.72 / 1085	1.77 / 45	10.71 / 272	4.13 / 105	26.93 / 684
L	19.76 / 578	24.02 / 610	69°	70°	18.74 / 476	43.82 / 1113	1.77 / 45	10.71 / 272	5.12 / 130	28.19 / 716
S/S/T	7.52 / 191	21.81 / 554	69°	70°	18.74 / 476	41.61 / 1057	1.77 / 45	10.71 / 272	4.13 / 105	17.46 / 443
M/S/T	8.70 / 221	22.91 / 582	69°	70°	18.74 / 476	42.72 / 1085	1.77 / 45	10.71 / 272	4.13 / 105	18.03 / 458

## EARTH CRUISER 3 STEP-THRU



Teal Fo' Real



Grape Jelly



Ocean Breeze

## EARTH CRUISER 1 STEP-THRU



Cosmo Blue



Spearmint



Twilight

## EARTH CRUISER 2 STEP-THRU



Pure Lime



Pomegranate



Blue Lagoon





## 2017 TAXI & BOSS CRUISER

Our Taxi and Boss Cruiser are what we'd call seriously casual -- designed to be low maintenance, built for comfort, but with the durability to be ridden every day for years on end. Choose between the versatile Boss Cruiser 7-speed, with its Shimano drivetrain and dual hand brakes; the back-to-basics Boss Cruiser Coaster with its single-speed drivetrain and coaster brake; or the Taxi, which we build specifically for the rigors of the resort rental-bike world, where minimizing down time is not just about maximizing fun time, it's business critical.

### Legendary Frame Design

These one-piece single-loops stays with trailing dropout plate have been a Boss and Taxi signature since 1980. Reducing the number of rear triangle welds makes these frames stronger and stiffer. And we don't have to swage the tubes to a smaller diameter to mate with standard tabbed dropouts, allowing the stays to remain near constant in diameter, yielding an even stronger frame with a bigger, bolder style.

### Lightweight

Many cruisers weigh well north of 40 pounds. Not so with the Boss and Taxi! Because nothing gets more uncomfortable faster than having to pedal more weight than necessary, we've pared as many grams from these bikes as we could. Starting with the lightweight aluminum frame and a parts pick that's nearly all lightweight alloy parts. The result are bikes just north of 30 pounds that are easy to pedal and more fun to ride.

### Perfect Fit

All Boss frame sizes (and there are six to assure the best possible fit for greater comfort and more secure handling) offer an extra long stem quill and head tube and hi-rise handlebars for a comfortable, upright ride position.

### Easy to Sit On

The Boss Saddle is as plush as it gets -- quilted top, wide body, fully stuffed, double-loop springs -- and is offered in both male and female specific lengths and widths. The Taxi saddle is as durable as it gets, with an extra-thick 3 mil cover to resist puncture, a flat top that won't pool water when the Taxi is parked in the rain, box section rails that will never bend, and double-loop springs that comfortably support passengers.

### Smooth Rolling Tires

Our comfort tires have been designed to roll smoothly on pavement, but offer a large 2.125" footprint so that rides on park paths can be managed securely. The additional benefit of that big footprint is larger air volume in the tire and tube, which results in lower air pressure for a more comfortable ride than tires with smaller volumes and higher air pressures.

### Comfortable Steering

Our cruise-control handlebars were designed to promote a comfortable no-weight-on-the-wrists riding position. With just the right sweep and rise, these handlebars meet the rider's hands without requiring a forward bend at the waist, relieving pressure on the back of the neck. Handlebar width has also been carefully calculated so that when steered from left to right it does not contact the rider, unlike many other cruiser-style handlebars.

### Rust Resistant

Many of the parts specified on our Boss and Taxi are made of aluminum to save weight, but also to help preserve the finish of the bike. Aluminum parts include the seat post, seat clamp, stem, rims, front hub, kickstand and crank arms. We've even specified a galvanized "rust-buster" chain on the Taxi which has a coating of zinc and chrome to protect the chain against rust. In fact, this coating increases the rust-resistance of the chain up to 500 times (!) that of a regular chain.

# BOSS CRUISER 7-SPD

## SPECIFICATIONS

Frame	Diamond frame design with 6061 aluminum oversized tubing, sloping top tube design, water bottle bosses, alloy kickstand, and painted steel chainguard
Fork	Oversized hi-tensile steel tubular unicrown with leading dropout and fender boss
Headset	Sealed, 1 1/8"
Wheels	Alex Y303 36H black anodized alloy rims with alloy nuted hubs and 14 gauge stainless steel spokes
Tires	Jamis Cruise-control comfort tread, 26x2.125" with white stripe
Derailleurs	Shimano TX51 rear
Shiftlevers	Shimano Revoshift RS-35, 7-speed
Chain	KMC Z51NP, silver
Cassette	Shimano, 14-28, 7-Speed
Crankset	Forged alloy crank, 170mm alloy, with 44T compact disc chainring
BB Set	Cotterless bolt type, 3PB axle, 68 x 119mm
Pedals	Cruiser platform with TPE comfort insert
Brakeset	Tektro alloy linear pull brake with Tektro CL530 alloy levers
Handlebar	Jamis Cruise-control comfort bar
Stem	Alloy hi-rise, 180mm quill, 100mm extension, with removeable 2-bolt cap
Grips	Comfort style
Seat Post	Alloy micro-adjust, 27.2 x 300mm, with 31.8mm alloy clamp and crmo seatpin
Saddle	Boss Cruiser design with extra padding and heavy-duty, double-loop springs
Sizes	M: S (17"), M (19"), L (21"), XL (23") S/O: S (14"), M (18")
Color	M: Cosmo Blue, Gloss Black, Cayenne S/O: Cosmo Blue, Spearmint, Twilight
Weight	33.0 lbs



Cayenne



Gloss Black

Cosmo Blue

Spearmint

Twilight

Cosmo Blue

## UPGRADES/CHANGES FROM 2016

Same quality Jamis specification as 2016

## REASONS TO UPGRADE FROM BOSS CRUISER COASTER

- Shimano 7-speed drivetrain
- Shimano Revoshift twist-shifters

## GEOMETRY

SIZE	CENTER of BB to TOP of TT	TT EFFECTIVE	HT ANGLE	ST ANGLE	CHAINSTAY	WHEELBASE	FORK RAKE	BB HEIGHT	HEADTUBE	STANDOVER
S	16.02 / 407	22.32 / 567	69°	70°	18.74 / 476	42.28 / 1074	1.57 / 40	10.71 / 272	4.33 / 110	28.39 / 721
M	17.91 / 455	22.68 / 576	70°	70°	18.74 / 476	42.09 / 1069	1.57 / 40	10.71 / 272	4.92 / 125	29.80 / 757
L	20.00 / 508	23.39 / 594	70°	70°	18.74 / 476	42.83 / 1088	1.57 / 40	10.71 / 272	5.91 / 150	31.22 / 793
XL	22.01 / 559	23.39 / 594	70°	70°	18.74 / 476	42.83 / 1088	1.57 / 40	10.71 / 272	7.87 / 200	33.07 / 840
S/O	9.41 / 239	22.32 / 567	69°	70°	18.74 / 476	42.09 / 1069	1.57 / 40	10.71 / 272	4.33 / 110	24.21 / 615
M/O	9.41 / 239	22.68 / 576	70°	70°	18.74 / 476	42.09 / 1069	1.57 / 40	10.71 / 272	4.33 / 110	24.25 / 616

# BOSS CRUISER CB

## SPECIFICATIONS

Frame	Diamond frame design with 6061 aluminum oversized tubing, sloping top tube design, water bottle bosses, alloy kickstand, and painted steel chainguard
Fork	Oversized hi-tensile steel tubular unicrown with leading dropout and fender boss
Headset	Sealed, 1 1/8"
Wheels	Alex Zuma 36H black anodized alloy rims with alloy nuttled front hub and Hi-Stop CB rear, 14 gauge stainless steel spokes
Tires	Jamis Cruise-control comfort tread, 26x2.125" with white stripe
Derailleurs	N/A
Shiftlevers	N/A
Chain	KMC Z410NP, silver
Cassette	18T
Crankset	Forged alloy crank, 170mm alloy, with 44T compact disc chainring
BB Set	Cotterless bolt type, 3PB axle, 68 x 119mm
Pedals	Cruiser platform with TPE comfort insert
Brakeset	Hi-Stop coaster brake
Handlebar	Jamis Cruise-control comfort bar
Stem	Alloy hi-rise, 180mm quill, 100mm extension, with removeable 2-bolt cap
Grips	Comfort style
Seat Post	Alloy micro-adjust, 27.2 x 300mm, with 31.8mm alloy clamp and chromo seatpin
Saddle	Boss Cruiser design with extra padding and heavy-duty, double-loop springs
Sizes	M: S (17"), M (19"), L (21"), XL (23") S/O: S (14"), M (18")
Color	M: Silver Mist, Gloss Black, Pure Lime S/O: Silver Mist, Radiant Teal, Grape Jelly
Weight	30.0 lbs



Radiant Teal



Gloss Black

Silver Mist

Pure Lime

Grape Jelly

Silver Mist

## UPGRADES/CHANGES FROM 2016

Same quality Jamis specification as 2016

## GEOMETRY

SIZE	CENTER of BB to TOP of TT	TT EFFECTIVE	HT ANGLE	ST ANGLE	CHAINSTAY	WHEELBASE	FORK RAKE	BB HEIGHT	HEADTUBE	STANDOVER
S	16.02 / 407	22.32 / 567	69°	70°	18.74 / 476	42.28 / 1074	1.57 / 40	10.71 / 272	4.33 / 110	28.39 / 721
M	17.91 / 455	22.68 / 576	70°	70°	18.74 / 476	42.09 / 1069	1.57 / 40	10.71 / 272	4.92 / 125	29.80 / 757
L	20.00 / 508	23.39 / 594	70°	70°	18.74 / 476	42.83 / 1088	1.57 / 40	10.71 / 272	5.91 / 150	31.22 / 793
XL	22.01 / 559	23.39 / 594	70°	70°	18.74 / 476	42.83 / 1088	1.57 / 40	10.71 / 272	7.87 / 200	33.07 / 840
S/O	9.41 / 239	22.32 / 567	69°	70°	18.74 / 476	42.09 / 1069	1.57 / 40	10.71 / 272	4.33 / 110	24.21 / 615
M/S/O	9.41 / 239	22.68 / 576	70°	70°	18.74 / 476	42.09 / 1069	1.57 / 40	10.71 / 272	4.33 / 110	24.25 / 616

## TAXI

## SPECIFICATIONS

Frame	Diamond frame design with 6061 aluminum oversized tubing, sloping top tube design, water bottle bosses, alloy kickstand, and painted steel chainguard
Fork	Oversized hi-tensile steel tubular unicrown with leading dropout and fender boss
Headset	Sealed, 1 1/8", with rubber headset cover
Wheels	Alex X303 36H silver anodized alloy rims with alloy double-sealed front and Shimano CB rear hubs, heavy-duty 12 gauge stainless steel spokes
Tires	Jamis Cruise-control comfort tread, 26x2.125" blackwall, thorn-proof tubes
Derailleurs	N/A
Shiftlevers	N/A
Chain	Taya 410H-GST, rustless
Cassette	Shimano 18T
Crankset	Forged alloy crank, 170mm, with 44T alloy compact disc chainring
BB Set	Sealed cartridge BB with alloy cups & sheath, 68 x 116mm
Pedals	Cruiser platform with heat-treated axles and rustless bushings
Brakeset	Shimano coaster brake
Handlebar	Jamis Cruise-control comfort bar
Stem	Alloy hi-rise, 150mm quill, 100mm extension, with removeable 2-bolt cap
Grips	Kraton comfort type with full length, extra-thick, foam bar pads
Seat Post	Alloy pillar style, 26.8 x 300mm, with plugged top, welded seat collar with chromoly QR
Saddle	Taxi design with extra padding, extra-thick vinyl cover, heavy-duty strut rails & double-loop springs with bag loops
Sizes	Unisex Step-Thru Style: S (15" x 24" wheels), M (18" x 26" wheels) Standard Double-Diamond Style: M: S (17"), M (19"), L (21")
Color	Gloss Black, Blueberry, Kiwi, Sunset Red
Weight	31.0 lbs

## UPGRADES/CHANGES FROM 2016

Taya GST rust resistant chain



Gloss Black



Blueberry



Kiwi



Sunset Red

## GEOMETRY

	SIZE	CENTER of BB to TOP of TT	TT EFFECTIVE	HT ANGLE	ST ANGLE	CHAINSTAY	WHEELBASE	FORK RAKE	BB HEIGHT	HEADTUBE	STANDOVER
TAXI 26"	S	16.02 / 407	22.32 / 567	69°	70°	18.74 / 476	42.28 / 1074	1.57 / 40	10.71 / 272	4.33 / 110	28.39 / 721
	M	17.91 / 455	22.68 / 576	70°	70°	18.74 / 476	42.09 / 1069	1.57 / 40	10.71 / 272	4.92 / 125	29.80 / 757
	L	20.00 / 508	23.39 / 594	70°	70°	18.74 / 476	42.83 / 1088	1.57 / 40	10.71 / 272	5.91 / 150	31.22 / 793
	M - S/O	9.41 / 239	22.68 / 576	70°	70°	18.74 / 476	42.09 / 1069	1.57 / 40	10.71 / 272	4.33 / 110	24.25 / 616
TAXI 24"	S - S/O	7.48 / 190	20.59 / 523	68°	70°	17.52 / 445	40.16 / 1020	1.57 / 40	11.22 / 285	4.33 / 110	22.52 / 572
TAXI 20" KIDS	S	6.85 / 174	19.01 / 483	71°	69°	14.76 / 375	35.16 / 893	1.65 / 42	10.59 / 269	3.94 / 100	20.16 / 512
TAXI 16" KIDS	XS	5.59 / 142	15.16 / 385	71°	71°	12.20 / 310	28.62 / 727	0.87 / 22	6.77 / 172	3.94 / 100	17.28 / 439

# TAXI KIDS SIZES

## SPECIFICATIONS

Frame	Diamond frame design with hi-tensile steel tubing, sloping top tube design, alloy kickstand, and painted steel chainguard
Fork	Oversized hi-tensile steel tubular unicrown with leading dropout and fender boss
Headset	Standard, 1"
Wheels	Alex X303 36H (20") or 28H (16") silver anodized alloy rims with alloy double-sealed front hub, Shimano CB rear, and 14 gauge stainless steel spokes
Tires	Jamis Cruise-control comfort tread, 20"(10") or 16"(8") x 2.125" blackwall
Derailleurs	N/A
Shiftlevers	N/A
Chain	KMC Z410RB, rustless
Cassette	Shimano 18T
Crankset	Polished steel arm 5 1/2" (20") or 4 1/2" (16") with 36T chainring
BB Set	OPC type
Pedals	Cruiser platform with heat-treated axles and rustless bushings
Brakeset	Shimano coaster brake
Handlebar	Jamis Kids comfort bar
Stem	Alloy MX type, extra-long quill, with removeable 4-bolt cap
Grips	Foam comfort type with full length,extra-thick, foam bar pads
Seat Post	Alloy pillar style, 25.4 x 300mm, with plugged top, welded seat collar with chromoly QR
Saddle	Taxi Kids design with extra padddding, extra-thick vinyl cover, & single loop springs with bag loops
Sizes	Kids: S (10" x 20" wheels) or XS (8" x 16" wheels)
Color	Gloss Black, Blueberry, Kiwi, Sunset Red



Kiwi (20")



Sunset Red (16")

## 2017 YOUTH SERIES

Every Jamis youth bike uses size-specific items like grips, saddles and cranks that enhance comfort and control by providing the best possible bike fit.

We focus on designing frames with low stand-over to take much of the awkwardness out of getting on board and dismounting after.

We trim as much weight as we can with lightweight aluminum frames on many of the youth models and use aluminum parts where possible (the limiting factor here is working within a youth bike appropriate price point) to work towards that make-it-as-light-as-possible goal.

The additional benefit of this spec-as-much-alloy-as-possible design bias is that the product will hold up in the elements significantly better (with a much slower and lower oxidation rate) than other kids bikes built with more steel parts. We know because we have kids too and their Jamis bikes are often left outside for much of the year. We're amazed at how good these bikes look 3, 5, and even 7 years later.

Another way we assure aesthetic durability is to electroplate many of the exposed steel parts with a black protective coating. Parts that are usually chrome-plated or painted instead on other bikes, often start chipping or rusting within weeks of being purchased. While our black electroplating won't completely prevent rust, it will retard its onset. And even when oxidation has occurred, the black electro-plating helps to mask and conceal that oxidation. Another benefit of electroplating is that the manufacturing process is less environmentally toxic than chrome plating.

Tire choices are made with an eye towards smooth-rolling attributes, with large air volume for comfort and larger tire contact patches for balance, stability and control. All boys models are knobbed for off-road capability, but knob size is moderate to small and tire profile is rounded so that rolling performance on the pavement, where most kids are going to be riding, is not tooth chattering or overly noisy. Girl's models are "slick" type with tire sipes to improve traction on wet surfaces.

Saddles are manufactured with high quality polyethylene and polyurethane foams that offer a more durable and comfortable support base that won't pack down and bottom out. Kids will enjoy riding longer and more often as a result. Saddle covers are manufactured with high quality synthetic leathers that look great out of the crate and hold up well to kid-level abuse.

Our girl's saddles are broader-based and thicker-foamed for absolute comfort, with corner piping for extra durability and great looks. Our boy's saddles feature a more abrasion resistant cover, or abrasion resistant corner patches, with plastic guards often under the nose and rear of the saddle. Shape and saddle profiles are generally narrow so that under active pedaling, young thighs won't chafe.

The grips on our 16" wheeled and larger girl's bikes are actually manufactured similar to our saddles (without the saddle base and rails of course). The core of the grip is made of a high density foam with high "memory" that won't bottom out easily when gripped, providing the highest level of comfort and control for small hands. The cover is made of high quality synthetic leather that, in conjunction with the foam core, offers much softer tactile feedback and grip than much harder rubber or plastic grips. These "comfort" grips also feature embossed designs that not only look great, they also help to provide a secure grip should they become wet.

Because boys will be boys and generally ride their bikes more aggressively than some or many of the girls, the grips we specify are TPE or kraton grade which are much firmer than the foam grips on our girl's bikes, but still provide the "give" and grip for the comfort and control your kids need to ride safely and securely.

Our 16" and larger wheeled girl's bikes also feature full-support platform pedals with a TPE or kraton grade non-slip pedal surface insert (the same type of material that is often embedded in your toothbrush these days to offer a more comfortable & less slippery grip). These pedals are comfortable to ride upon, even bare-footed, and when wet are much less slippery than full plastic versions of platform pedals with no TPE insert.

Our 20" wheeled Laser 2.0 and Starlite 2.0 offer two types of brakes: a standard rear coaster brake, which most youngsters are familiar with, and a rear hand-pull brake, which many are not. Having the traditional foot-powered rear coaster brake as a back-up allows youngsters to get used to hand-braking without going cold-turkey on the coaster brake they are already comfortable using.

Painted fenders on all girl's models (and thermoplastic ones on the 12" Hot Rod and Lady Bug) keeps bikes and kids clean. And the full length, all metal chain guards we offer on all but the multi-gear boy's mountain bikes -- the X-26, X-24 and X-20 -- help keep legs and pants clean as well.

Our 12" kid bikes feature easily serviceable ball bearings at all rotating points. Not plastic bushings that tend to deconstruct once a child really turns on to biking and starts riding frequently. Or completely fall apart once a bike is grown out of and gets trickled down to another rider. That includes ball bearings in the hubs, bottom brackets and headset.

Kickstands, safety bells, training wheels, derailleur guards -- all where appropriate -- round out the Jamis youth package. And when dressed up with our fun, eye-catching colors and graphics, these are the bikes most kids will gravitate towards and want to buy and ride.

# DAKAR X.26

## SPECIFICATIONS

Frame	6061 aluminum tubes with gusseted down tube and asymmetrical chainstays, fully-active/mp2 suspension with 90mm rear travel, Rock Shox Monarch R air shock with rebound damping, replaceable derailleur hanger
Fork	Rock Shox 30 Silver TK 26", Coil spring, external rebound, TurnKey lockout, 30mm stanchions, 100mm travel
Headset	FSA ZS-4D Zero-Stack internal cup, threadless, 12mm cone spacer
Wheels	Alex TD26 double-wall disc-specific rims with reinforced spoke bed, 32H, Formula alloy 6-bolt disc hubs, stainless spokes
Tires	Vittoria Mezcal, 26 x 2.1"
Derailleurs	Shimano Acera rear and Shimano M313 front
Shiftlevers	Shimano M310, 3x8-speed
Chain	KMC Z7, 8-speed
Cassette	Shimano HG31, 8-speed, 11-32T
Crankset	Shimano TY-501, 42/34/24T, 170mm
BB Set	FSA sealed cartridge
Pedals	ATB alloy platform
Brakeset	Tektro M286 hydraulic disc, 160mm rotors
Handlebar	Jamis XC alloy riser, 31.8 x 8" x 20mm rise x 640mm
Stem	Jamis XC alloy threadless, 7" rise x 70mm
Grips	Dual compound
Seat Post	Jamis alloy micro-adjust, 31.6 x 350mm
Saddle	WTB Volt Sport
Sizes	13"
Color	Gloss Black



## UPGRADES/CHANGES FROM 2016

Shimano TY-501 chainwheel
Tektro M286 brakes

## GEOMETRY

SIZE	TT EFFECTIVE	HT ANGLE	ST ANGLE	CHAINSTAY	WHEELBASE	BB DROP	HEADTUBE	STANDOVER
13	21.1 / 537	71°	74.5°	16.7 / 425	40.9 / 1038	0.79 / 20	3.9 / 100	27.9 / 709
15	22.05 / 560	71°	74.5°	16.93 / 430	41.57 / 1056	0.79 / 20	3.94 / 100	28.90 / 734

# X.26 DISC

## SPECIFICATIONS

Frame	6061 aluminum main tubes, over-sized seat tube, replaceable derailleur hanger
Fork	RST Gila 26", coil spring, external preload adjustor, 28mm stanchions, aluminum lowers, 80mm travel
Headset	VP threadless
Wheels	Alex TD25 double-wall disc-specific rims with reinforced spoke bed, 32H, alloy 6-bolt disc hubs, stainless spokes
Tires	CST Patrol, 26 x 2.25"
Derailleurs	Shimano TX800 rear and M190 front
Shiftlevers	Shimano EF51, EasyFire Plus, 3x8-speed
Chain	KMC Z7, 8-speed
Cassette	Shimano HG20, 8-speed, 12-32T
Crankset	Shimano TY-301, 42/34/24T rings, 170mm
BB Set	Sealed cartridge
Pedals	ATB platform, hi-impact resin
Brakeset	Tektro M280 mechanical disc, 160mm rotors and Shimano levers
Handlebar	Jamis XC riser, 25.4 x 20mm rise x 620mm
Stem	Jamis XC alloy threadless, 25.4 x 15" rise x 75mm
Grips	Kraton
Seat Post	Jamis alloy micro-adjust, 31.6 x 350mm
Saddle	Jamis ATB Sport/Sport Women's, SL cover, protective front and rear guards
Sizes	M: 13", 15" <i>S/O: 12", 14"</i>
Color	M: Gloss Black or Cosmo Blue <i>S/O: Gloss Black</i>



Cosmo Blue



Gloss Black



Gloss Black Step-Over

## UPGRADES/CHANGES FROM 2016

Shimano TY-301 chainwheel

CST Patrol 2.25" tires

## REASONS TO UPGRADE FROM X.26

Shimano 3x8-speed drivetrain

Tektro mechanical disc brakes

Shimano EF-51 shifters/brake levers

Alex TD25 disc-specific rims

## GEOMETRY

SIZE	EFFECTIVE TT LENGTH	HT ANGLE	ST ANGLE	CHAINSTAY	WHEELBASE	BB DROP	HEADTUBE	STANDOVER
13	20.9 / 530	70.5°	74°	16.7 / 425	40.4 / 1027	1.3 / 33	4.1 / 105	27.3 / 695
15	21.42 / 544	70.5°	74°	16.73 / 425	41.02 / 1042	1.3 / 33	4.72 / 120	28.98 / 736
<i>12 S/O</i>	<i>20.5 / 521</i>	<i>70.5°</i>	<i>74°</i>	<i>16.9 / 430</i>	<i>40.3 / 1023</i>	<i>1.3 / 33</i>	<i>4.1 / 105</i>	<i>24.9 / 632</i>
<i>14 S/O</i>	<i>20.71 / 526</i>	<i>70°</i>	<i>73°</i>	<i>16.93 / 430</i>	<i>40.31 / 1024</i>	<i>1.3 / 33</i>	<i>4.92 / 125</i>	<i>25.83 / 656</i>



# X.26

## SPECIFICATIONS

Frame	6061 aluminum main tubes, over-sized seat tube, replaceable derailleur hanger
Fork	RST Gila 26", coil spring, external preload adjustor, 28mm stanchions, aluminum lowers, 80mm travel
Headset	VP threadless
Wheels	Double-wall DA-16 alloy rims, 32H, heavy-duty ATB hubs with QR, stainless spokes
Tires	CST Patrol, 26 x 2.25"
Derailleurs	Shimano TX35 rear and TX50 front
Shiftlevers	Shimano EF41, 3x7-speed
Chain	KMC Z51, 7-speed
Cassette	Shimano TZ31, 7-speed, 14-34T
Crankset	Forged alloy crank, 42/34/24T, 170mm
BB Set	Sealed cartridge
Pedals	ATB platform, hi-impact resin
Brakeset	Alloy linear pull type with Shimano alloy levers
Handlebar	Jamis XC riser, 25.4 x 20mm rise x 620mm
Stem	Jamis XC alloy threadless, 25.4 x 15" rise x 75mm
Grips	Kraton
Seat Post	Jamis alloy micro-adjust, 31.6 x 350mm
Saddle	Jamis ATB Sport/Sport Women's, SL cover, protective front and rear guards
Sizes	M: 13", 15" S/O: 12", 14"
Color	M: Inferno or Teal Fo' Real S/O: Grape Jelly



Teal Fo' Real



Inferno



Grape Jelly Step-Over

## UPGRADES/CHANGES FROM 2016

CST Patrol 2.25" tires

## GEOMETRY

SIZE	EFFECTIVE TT LENGTH	HT ANGLE	ST ANGLE	CHAINSTAY	WHEELBASE	BB DROP	HEADTUBE	STANDOVER
13	20.9 / 530	70.5°	74°	16.7 / 425	40.4 / 1027	1.3 / 33	4.1 / 105	27.3 / 695
15	21.42 / 544	70.5°	74°	16.73 / 425	41.02 / 1042	1.3 / 33	4.72 / 120	28.98 / 736
12 S/O	20.5 / 521	70.5°	74°	16.9 / 430	40.3 / 1023	1.3 / 33	4.1 / 105	24.9 / 632
14 S/O	20.71/526	70°	73°	16.93/430	40.31/1024	1.3 / 33	4.92/125	25.83/656

# X.24

## SPECIFICATIONS

Frame	Enduro frame design, 6061 aluminum tubes, tapered/ovalized top tube, down tube & stays with replaceable derailleur hanger
Fork	Smash suspension fork with coil spring, 45mm travel
Headset	Aheadset, 1 1/8"
Wheels	Alloy 36H black anodized rims with brushed brake tracks, heavy duty ATB hubs with nitted axles and 14G nickel-plated spokes
Tires	CST ATB, 24 x 1.95"
Derailleurs	Shimano TX31 rear and TZ31 top pull front
Shiftlevers	Shimano RevoShift, SL-RS35, 14-speed
Chain	KMC Z51
Cassette	Shimano freewheel, 14-28, 7-speed
Crankset	Forged alloy crank, 152mm, with 34/24T chainrings and protective outer rock-ring
BB Set	Cotterless type, 3P axle, 68 x 119mm (32-52-35)
Pedals	ATB style, hi-impact resin, toe-clip attachable
Brakeset	Alloy linear pull type with full alloy short reach levers
Handlebar	ATB riser, 6° sweep x 13mm rise x 580mm wide
Stem	Jamis threadless, 10° rise x 60mm extension
Grips	Kraton for Grip Shift
Seat Post	Alloy micro-adjust, 27.2 x 300mm, with 31.8mm alloy clamp
Saddle	XC ATB style
Sizes	12"
Color	Gloss Black, Slime Green, Twilight



Gloss Black



Slime Green



Twilight

## UPGRADES/CHANGES FROM 2016

Same quality Jamis specification as 2016
New Colors!

## GEOMETRY

SIZE	CENTER of BB to TOP of TT	EFFECTIVE TT LENGTH	HT ANGLE	ST ANGLE	CHAINSTAY	WHEELBASE	FORK RAKE	BB HEIGHT	HEADTUBE	STANDOVER
12"B	10.12 / 257	19.17 / 487	70°	73°	16.14 / 410	37.80 / 960	1.77 / 45	10.91 / 277	3.54 / 90	23.90 / 607

# X.20

## SPECIFICATIONS

Frame	Enduro frame design, 6061 aluminum tubes, tapered/ovalized top tube, down tube & stays
Fork	Smash suspension fork with coil spring, 40mm travel
Headset	Aheadset, 1 1/8"
Wheels	Alloy 36H black anodized rims with brushed brake tracks, heavy duty ATB hubs with nutted axles and 14G nickel-plated spokes
Tires	CST ATB, 20 x 1.95"
Derailleurs	Shimano TX31 short cage rear with protective guard
Shiftlevers	Shimano Revoshift, SL-RS35, 6-speed
Chain	KMC Z30
Cassette	Indexed, 6-speed, 14-28T
Crankset	Forged alloy crank, 152mm, with 36T chainring and protective double-sided chainguard
BB Set	Cotterless type, 3B axle, 68 x 119mm (35-52-32)
Pedals	ATB style, hi-impact resin, toe-clip attachable
Brakeset	Alloy linear pull type with full alloy short reach levers
Handlebar	ATB riser, 6" sweep x 13mm rise x 560mm wide
Stem	Jamis threadless, 10" rise x 60mm extension
Grips	Kraton for Grip Shift
Seat Post	Alloy pillar, 27.2 x 300mm, with 31.8mm alloy clamp
Saddle	XC ATB style
Sizes	10"
Color	Charcoal, Pure White, Lilac



Charcoal



Pure White



Lilac

## UPGRADES/CHANGES FROM 2016

Same quality Jamis specification as 2016

New Colors!

## GEOMETRY

SIZE	CENTER of BB to TOP of TT	EFFECTIVE TT LENGTH	HT ANGLE	ST ANGLE	CHAINSTAY	WHEELBASE	FORK RAKE	BB HEIGHT	HEADTUBE	STANDOVER
11"B	8.11 / 206	16.73 / 425	70°	73°	15.16 / 385	34.72 / 882	1.77 / 45	9.61 / 244	3.54 / 90	20.87 / 530

# CAPRI 24

## SPECIFICATIONS

Frame	Lightweight 6061 aluminum comfort frame design with full-length chainguard, fenders and kickstand
Fork	Comfort unicrown, oversized, with radiused blades
Headset	Standard threaded type, 1 1/8"
Wheels	Alloy 36H rims with small flange nutted hubs and 14G nickel-plated spokes
Tires	Brooklyn Speedway, 24 x 2.125", black with whitewalls
Derailleurs	Shimano TX31 rear
Shiftlevers	Shimano RevoShift, SL-RS35, 7-speed
Chain	KMC Z51
Cassette	Shimano freewheel, 14-28, 7-speed
Crankset	Forged alloy crank, 152mm, with 40T chainring
BB Set	Cotterless type, 3P axle, 68 x 119mm (32-52-35)
Pedals	Comfort style pedals with non-slip TPE insert
Brakeset	Alloy linear pull type with alloy short reach levers
Handlebar	Comfort riser type, 6" sweep X 30mm rise x 580mm wide
Stem	Hi-rise comfort type, 60° rise x 90mm extension with 150mm quill
Grips	Embossed & stitched vinyl cover over comfort foam
Seat Post	Pillar, chrome-plated finish, 27.2 x 300mm, with 31.8mm alloy clamp
Saddle	Jamis Youth Comfort with embossed vinyl and single loop springs
Sizes	12"
Color	Aspen Sky or Pearl White



Aspen Sky



Pearl White

## UPGRADES/CHANGES FROM 2016

Same quality Jamis specification as 2016
New Colors!

## GEOMETRY

SIZE	CENTER of BB to TOP of TT	EFFECTIVE TT LENGTH	HT ANGLE	ST ANGLE	CHAINSTAY	WHEELBASE	FORK RAKE	BB HEIGHT	HEADTUBE	STANDOVER
12"G	9.09 / 231	19.49 / 495	70°	72°	17.72 / 450	39.37 / 1000	1.77 / 45	10.91 / 277	3.54 / 90	19.09 / 485

# CAPRI 20

## SPECIFICATIONS

Frame	Lightweight 6061 aluminum comfort frame design with full-length chainguard, fenders and kickstand
Fork	Comfort unicrown, oversized, with radiused blades
Headset	Standard threaded type, 1 1/8"
Wheels	Alloy 36H rims with small flange nutted hubs and 14G nickel-plated spokes
Tires	Brooklyn Speedway, 20 x 2.125", black with whitewalls
Derailleurs	Shimano TX31 short cage rear derailleur with protective guard
Shiftlevers	Shimano RevoShift, SL-RS35, 6-speed
Chain	KMC HP20
Cassette	Indexed, 6-speed, 14-28T
Crankset	Forged alloy crank, 152mm, with 38T chainring
BB Set	Cotterless type, 3SB axle 68 x 124.5mm
Pedals	Comfort style pedals with non-slip TPE insert
Brakeset	Alloy linear pull type with alloy short reach levers
Handlebar	Comfort riser type, 6" sweep X 30mm rise x 560mm wide
Stem	Hi-rise comfort type, 60° rise x 90mm extension with 150mm quill
Grips	Embossed & stitched vinyl cover over comfort foam
Seat Post	Pillar, chrome-plated finish, 27.2 x 300mm, with 31.8mm alloy clamp
Saddle	Jamis Youth Comfort with embossed vinyl and single loop springs
Sizes	10"
Color	Plum Purple



## UPGRADES/CHANGES FROM 2016

Same quality Jamis specification as 2016

## GEOMETRY

SIZE	CENTER of BB to TOP of TT	EFFECTIVE TT LENGTH	HT ANGLE	ST ANGLE	CHAINSTAY	WHEELBASE	FORK RAKE	BB HEIGHT	HEADTUBE	STANDOVER
10"G	7.48 / 190	16.97 / 431	70°	72°	15.47 / 393	35.00 / 889	1.77 / 45	9.61 / 244	3.54 / 90	17.48 / 444

# LASER 20

## SPECIFICATIONS

Frame	Lightweight 6061 aluminum, low standover MX-Moto frame design, includes chainguard and kickstand
Fork	Tubular unicrown, MX Hi-Ten, straight blades
Headset	Standard threaded type, 22.2mm
Wheels	Alloy 36H black anodized rims with brushed brake tracks, steel front and Hi-Stop coaster brake rear hubs, 14G nickel-plated spokes
Tires	CST Dirt Knobbies, 20 x 2.125"
Derailleurs	N/A
Shiftlevers	N/A
Chain	KMC Z410
Cassette	N/A
Crankset	Cold-forged steel, electro-plated black finish, 5 1/2" arms, 36T chainring
BB Set	OPC bearing type, VP-B35
Pedals	BMX high-impact resin pedals
Brakeset	Alloy linear pull type and Hi-stop coaster brake (both rear only) with alloy lever
Handlebar	BMX style, 8D sweep x 125mm rise x 580mm wide with safety bell
Stem	BMX alloy with front facing removable cap, 150mm quill
Grips	Flangeless Kraton
Seat Post	Pillar, electro-plated black finish, 27.2 x 250mm with 31.8mm alloy clamp
Saddle	Jamis Jr BMX padded saddle
Sizes	10"
Color	Gloss Black or Radiant Blue



Gloss Black



Radiant Blue

## UPGRADES/CHANGES FROM 2016

Same quality Jamis specification as 2016
New Colors!

## GEOMETRY

SIZE	CENTER of BB to TOP of TT	EFFECTIVE TT LENGTH	HT ANGLE	ST ANGLE	CHAINSTAY	WHEELBASE	FORK RAKE	BB HEIGHT	HEADTUBE	STANDOVER
10"B	7.56 / 192	17.48 / 444	67.5°	67.5°	15.16 / 385	34.76 / 883	1.97 / 50	10.00 / 254	3.54 / 90	18.70 / 475

# STARLITE 20

## SPECIFICATIONS

Frame	Comfort step-thru frame design, lightweight 6061 aluminum tubing, with full-length chain-guard, painted fenders and training wheels
Fork	Comfort unicrown, hi-tensile steel, radiused blades
Headset	Standard threaded type, 22.2mm
Wheels	Alloy 36H rims with steel front and Hi-Stop coaster brake rear hubs, 14G nickel-plated spokes
Tires	Sport Comfort, 20" x 1.75", black with whitewalls
Derailleurs	N/A
Shiftlevers	N/A
Chain	KMC Z410
Cassette	N/A
Crankset	Cold-forged steel, electro-plated black finish, 5 1/2" arms, 36T chainring
BB Set	OPC bearing type, VP-B35
Pedals	Comfort style platform pedal with non-slip TPE insert
Brakeset	Alloy linear pull type and Hi-Stop coaster brake (both rear only) with alloy lever
Handlebar	Swept-back comfort design, electro-plated black finish, with safety bell
Stem	Alloy with front facing removable cap, 40mm extension x 130mm quill
Grips	Embossed & stitched vinyl cover over comfort foam
Seat Post	Pillar, electro-plated black finish, 27.2 x 250mm, with 31.8mm alloy clamp
Saddle	Jamis Youth Comfort with embossed vinyl and single loop springs
Sizes	10"
Color	Ultraviolet or Ocean Mist



Ultraviolet



Ocean Mist

## UPGRADES/CHANGES FROM 2016

Same quality Jamis specification as 2016

New Colors!

## GEOMETRY

SIZE	CENTER of BB to TOP of TT	EFFECTIVE TT LENGTH	HT ANGLE	ST ANGLE	CHAINSTAY	WHEELBASE	FORK RAKE	BB HEIGHT	HEADTUBE	STANDOVER
10"G	7.80 / 198	17.80 / 452	71°	70°	15.75 / 400	35.35 / 898	1.97 / 50	10.00 / 254	3.54 / 90	17.48 / 444

# LASER 16

## SPECIFICATIONS

Frame	Low standover MX-Moto frame design, MX Hi-Ten tubing, includes chainguard and training wheels
Fork	Tubular unicrown, MX Hi-Ten, straight blades
Headset	Standard threaded type, 22.2mm.
Wheels	Electro-plated black steel 28H rims, steel front and Hi-Stop coaster brake rear hubs, 14G nickel-plated spokes
Tires	CST Dirt Knobbies, 16 x 2.125"
Derailleurs	N/A
Shiftlevers	N/A
Chain	KMC Z410
Cassette	N/A
Crankset	Cold-forged steel, electro-plated black finish, 4 1/2" arms, 36T chainring
BB Set	OPC bearing type, VP-B35
Pedals	BMX high-impact resin pedals
Brakeset	Hi-Stop rear coaster brake
Handlebar	BMX style, 8D sweep x 125mm rise x 520mm wide with safety bell
Stem	BMX alloy with front facing removable cap, 150mm quill
Grips	Flangeless Kraton
Seat Post	Pillar, electro-plated black finish, 25.4 x 250mm
Saddle	Jamis Jr BMX padded saddle
Sizes	8"
Color	Gloss Black or Inferno



Gloss Black



Inferno

## UPGRADES/CHANGES FROM 2016

Same quality Jamis specification as 2016
New Colors!

## GEOMETRY

SIZE	CENTER of BB to TOP of TT	EFFECTIVE TT LENGTH	HT ANGLE	ST ANGLE	CHAINSTAY	WHEELBASE	FORK RAKE	BB HEIGHT	HEADTUBE	STANDOVER
8"B	6.42 / 163	15.08 / 383	67.5°	67°	13.23 / 336	30.04 / 763	1.38 / 35	8.58 / 218	3.54 / 90	15.90 / 404



# MISS DAISY 16

## SPECIFICATIONS

Frame	Comfort step-thru frame design, MX Hi-Ten tubing, with full-length chainguard, painted fenders and training wheels
Fork	Comfort unicrown, hi-tensile steel, radiused blades
Headset	Standard threaded type, 22.2mm
Wheels	Electro-plated black steel 28H rims, steel front and Hi-Stop coaster brake rear hubs, 14G nickel-plated spokes
Tires	Sport Comfort, 16" x 1.75", black with whitewalls
Derailleurs	N/A
Shiftlevers	N/A
Chain	KMC Z410
Cassette	N/A
Crankset	Cold-forged steel, electro-plated black finish, 4 1/2" arms, 36T chainring
BB Set	OPC bearing type, VP-B35
Pedals	Comfort style platform pedal with non-slip TPE insert
Brakeset	Hi-Stop rear coaster brake
Handlebar	Swept-back comfort design, electro-plated black finish, with safety bell
Stem	Alloy with front facing removable cap, 40mm extension x 130mm quill.
Grips	Embossed & stitched vinyl cover over comfort foam
Seat Post	Pillar, electro-plated black finish, 25.4 x 250mm
Saddle	Jamis Youth Comfort with embossed vinyl and single loop springs
Sizes	8"
Color	Pearl White or Raspberry



Pearl White



Raspberry

## UPGRADES/CHANGES FROM 2016

Same quality Jamis specification as 2016

New Colors!

## GEOMETRY

SIZE	CENTER of BB to TOP of TT	EFFECTIVE TT LENGTH	HT ANGLE	ST ANGLE	CHAINSTAY	WHEELBASE	FORK RAKE	BB HEIGHT	HEADTUBE	STANDOVER
8" G	6.65 / 169	15.87 / 403	71°	68°	13.23 / 336	30.04 / 763	1.38 / 35	8.58 / 218	3.54 / 90	14.57 / 370

# HOTROD 12

## SPECIFICATIONS

Frame	Low stand-over Y-style frame design with full wrap chainguard, fenders and training wheels
Fork	Hi-Tensile carbon steel unicrown
Headset	Standard threaded type, 22.2mm
Wheels	Electro-plated black steel 16H rims with ball-bearing'ed hubs & 14G nickel-plated spokes
Tires	CST Street 12.5 x 2.25"
Derailleurs	N/A
Shiftlevers	N/A
Chain	KMC Z410
Cassette	N/A
Crankset	Cold-forged steel, electro-plated black finish, 3 1/2" arms, 28T chainring
BB Set	OPC bearing type, VP-B35
Pedals	Junior high-impact resin pedals
Brakeset	Hi-Stop rear coaster brake
Handlebar	BMX style, 120mm rise x 460mm wide, with safety bar pad & safety bell
Stem	Alloy head with front facing removable cap, 40mm extension, 130mm quill
Grips	Junior mushroom type
Seat Post	Pillar, electro-plated black finish, 22.2 x 220mm
Saddle	Hot Rod padded & sprung saddle
Sizes	8"
Color	Radiant Blue



## UPGRADES/CHANGES FROM 2016

Same quality Jamis specification as 2016
New Color!

## GEOMETRY

SIZE	CENTER of BB to TOP of TT	EFFECTIVE TT LENGTH	HT ANGLE	ST ANGLE	CHAINSTAY	WHEELBASE	FORK RAKE	BB HEIGHT	HEADTUBE	STANDOVER
8"B	6.69 / 170	11.73 / 298	71°	72°	10.04 / 255	23.23 / 590	0.79 / 20	7.56 / 192	3.15 / 80	13.43 / 341

# LADY BUG 12

## SPECIFICATIONS

Frame	Low stand-over Y-style frame design with full wrap chainguard, fenders and training wheels
Fork	Hi-tensile carbon steel unicrown
Headset	Standard threaded type, 22.2mm
Wheels	Electro-plated black steel 16H rims with ball-bearing'ed hubs & 14G nickel-plated spokes
Tires	CST Street, 2.125", black with whitewalls
Derailleurs	N/A
Shiftlevers	N/A
Chain	KMC Z410
Cassette	N/A
Crankset	Cold-forged steel, electro-plated black finish, 3 1/2" arms, 28T chainring
BB Set	OPC bearing type, VP-B35
Pedals	Junior high-impact resin pedals
Brakeset	Hi-Stop rear coaster brake
Handlebar	Low-rise comfort design, electro-plated black finish, with safety bar pad & safety bell
Stem	Alloy with front facing removable cap, 40mm extension x 130mm quill.
Grips	Junior mushroom type
Seat Post	Pillar, electro-plated black finish, 22.2 x 220mm
Saddle	Lil' Girls padded & sprung saddle
Sizes	8"
Color	Raspberry



## UPGRADES/CHANGES FROM 2016

Same quality Jamis specification as 2016

## GEOMETRY

SIZE	CENTER of BB to TOP of TT	EFFECTIVE TT LENGTH	HT ANGLE	ST ANGLE	CHAINSTAY	WHEELBASE	FORK RAKE	BB HEIGHT	HEADTUBE	STANDOVER
8"G	6.69 / 170	11.73 / 298	71°	72°	10.04 / 255	23.23 / 590	0.79 / 20	7.56 / 192	3.15 / 80	13.43 / 341



**JAMIS NORTH**

151 Ludlow Avenue  
Northvale, New Jersey 07647  
Phone: (800) 222-0570  
Fax: (201) 768-9541

**JAMIS SOUTH**

701 SW 71st Avenue  
Miami, Florida 33144  
Phone: (800) 533-9010  
Fax: (305) 266-3465

**JAMIS WEST**

3311 S. Susan Street  
Santa Ana, California 92704  
Phone: (866) 400-9625  
Fax: (714) 545-5432