

access YEARBOOK



2019-2020

A comprehensive guide
for buyers and users
of access equipment

published by

access
INTERNATIONAL

price: US\$80.00, €60.00, £50.00

khl



Extraordinary Height Larger SWL Ultra-light Design

Subversive Design

Sophisticated European R&D · Intelligently manufactured by Dingli in a new state of the art facility · Global Patent Protection

Subversive Innovation

Innovative technologies such as dedicated axles, overall component downsize, lower counterweight for lower center of gravity and lighter machines, modular design for ease of maintenance and interchangeability of parts.

Subversive Performance (Compared with the same model in the industry)

The maximum working height heights have been increased by more than 2m to 30m on the telescopic Boom Lifts is 30m and 28m the Articulating Boom Lifts. Both models can be loaded into a standard container.

Maximum SWL increased by more than 30% to 450kg on telescopic booms and 320Kg on articulating Boom Lifts.

Maximum Horizontal Reach is increased by more than 1m.

Maximum gradeability is 50%, an increase of more than 20%.

The weight of the whole machine will also be 1 ton lighter.

Subversive Maintenance (Low maintenance costs)

With a family-style modular design, 95% of the parts and more than 80% of the structural components are common across the range.

More convenient maintenance and lower cost of components storage.

Simple to maintain with integrated component down design.

With dedicated axles, the failure rate is lower.

Telescopic Boom Lifts

BT24RT (24m) **BT26RT** (26m)

BT28RT (28m) **BT30RT** (30m)

Articulating Boom Lifts

BA24RT (24m) **BA28RT** (28m)



ZHEJIANG DINGLI MACHINERY CO.,LTD.

No.1255 Baiyun South Road, Deqing, Zhejiang

P.R.C 313219

Tel: +86-572-8681688

Fax: +86-572-8681690

E-Mail: export@cndingli.com

Http://www.cndingli.com



Welcome to the *Access Yearbook*: the only listing of aerial platforms and other access equipment produced worldwide.

This invaluable tool for industry professionals, contains information from over 150 equipment manufacturers.



access YEARBOOK

2019-2020

UK HEAD OFFICE

KHL Group
Southfields, Southview Road,
Wadhurst, East Sussex TN5 6TP, UK.
Tel: +44 (0)1892 784088
e-mail: access@khl.com

USA OFFICE

KHL Group Americas LLC
3726 E. Ember Glow Way,
Phoenix, AZ 85050, USA.
Tel: +1 480 659 0578
e-mail: americas@khl.com

SOUTH AMERICA OFFICE

KHL Group Américas LLC
Av. Manquehue Norte 151, of 1108.
Las Condes, Santiago, Chile
Tel: +56 2 2885 0321
e-mail: cristian.peters@khl.com

CHINA OFFICE

Beijing Representative Office
Room 768, Poly Plaza, No.14,
South Dong Zhi Men Street,
Dong Cheng District, Beijing, P.R. China
Tel: +86 (0)10 6553 6676
e-mail: cathy.yao@khl.com

Printed by: Buxton Printers



© Copyright, KHL Group 2018
ISSN: 1747-700X
Price: US\$80.00, €60.00, £50.00

KHL SALES WORLDWIDE:

NORTH AMERICA/UK/IRELAND

Tony Radke Sales Manager
Tel: +1 480 4786302
e-mail: tony.radke@khl.com

SPAIN Mike Posener

Tel: +353 86 043 1219
e-mail: mike.posener@khl.com

**GERMANY/AUSTRIA/SWITZERLAND/
EASTERN EUROPE**

Simon Battersby
Tel: +44 (0)1892 786232
e-mail: simon.battersby@khl.com

**THE NETHERLANDS/LUXEMBOURG/
SCANDINAVIA**

Arthur Schavemaker
Tel: +31 (0)547 275005
e-mail: arthur@kenter.nl

FRANCE Hamilton Pearman

Tel: +33 (0)1 4593 0858
e-mail: hpearman@wanadoo.fr

ITALY Fabio Potestà

Tel: +39 010 570 4948
e-mail: info@mediapointsrl.it

TURKEY Emre Apa

Tel: +90 532 324 36 16
e-mail: emre.apa@apayayincilik.com.tr

JAPAN Michihiro Kawahara

Tel: +81 (0)3 3212 3671
e-mail: kawahara@rayden.jp

CHINA Cathy Yao

Tel: +86 (0)10 6553 6676
e-mail: cathy.yao@khl.com

CONTENTS

ABOUT ACCESS INTERNATIONAL	5
MARKET REVIEW	7
EQUIPMENT LISTINGS	11
Self propelled telescopic booms	12
Self propelled articulating booms	18
Tracked platforms	25
Scissor lifts	30
Vertical personnel lifts	42
Trailer mounted platforms	49
Truck mounted platforms	51
Van mounted platforms	65
Underbridge inspection units	69
Mast climbing work platforms	71
Passenger hoists	76
CONTACT DETAILS	83
Manufacturers	84
Component producers	89
IPAF TRAINING CENTRES	93
CONVERSION TABLES	102

IMPORTANT NOTE

The *Access Yearbook* has been compiled by the manufacturers listed using KHL's own custom developed on-line live database software to ensure that the information contained in these pages is complete and accurate. KHL therefore accepts no responsibility for any errors or omissions that may have resulted. Should you have equipment that is not currently listed in the tables in the year book, please contact the editor, Euan Youdale, to gain access to the on-line updating system. This will ensure that your equipment is listed in the next edition, which will be compiled by the end of 2020. Manufacturers' data contained in this directory can be updated by individual manufacturers at any time. It is our hope that as new equipment is launched, manufacturers will add relevant data to the system, turning the database into a valuable on-line tool for equipment and machine selection. Please contact the editor for further information.

READY FOR ANYTHING

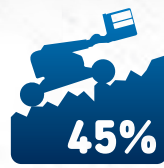
INDOORS OR OUTDOORS WITH GENIE® FE HYBRID BOOM LIFTS



Low Noise
and Emissions



4-Wheel E-Drive



Rugged
Terrainability

Genie[®]
A TEREX BRAND

FE | FUEL
ELECTRIC

LEARN MORE AT [GENIELIFT.COM/Z60](https://www.genielift.com/z60)

World focus

Access International is the only magazine serving the global access market and has informed the industry for 36 years.

AI'S BRAND INCLUDES:



AI IS ASSOCIATED WITH THE FOLLOWING EVENTS:



AI PUBLISHES INDUSTRY LEADING BENCHMARK STUDIES:



AI IS A MEMBER OF:



CIRCULATION:
12,209

ISSUES/YEAR:
8

EDITORIAL CONTENT:

REGULAR FEATURES:

- World news
- Product reports
- Interviews
- IPAF news
- Regional reports
- Scaffolding focus

BENCHMARK STUDIES:

- **access50** - Rental fleets
- **accessT20** - Telehandlers
- **accessM20** - Manufacturers
- **access** Confidence survey

SPECIAL FEATURES:

- Exhibition previews and show guides
- Scissor lifts
- Vertical masts
- Hybrids
- Telematics
- Scaffolding
- Mast climbers
- Telehandlers
- Truck mounts
- Van mounts
- Self propelled booms
- Low level access
- Underbridge inspection units
- Training
- Passenger hoists
- Tracked platforms
- Control systems
- Engines
- Components
- Finance
- Auctions



The official magazine of the International Powered Access Federation



www.khl.com/ai

PLATFORMANCE

CarucioChinrazzi



S23

**the aerial platform
with the best
size/performance ratio**

- **Just 88 cm wide x 198 cm high,**
it can easily fit through
a standard doorway
- **Working height of 23 m,**
three stabilization areas,
12.4 m outreach even at maximum load
- **Electronic radio-controlled SCS
Self Control System**
for automatic self-levelling,
speed control and reclosing

Weighing just 3000 kg (or 3.5 t including the trailer),
S23 is light enough to be trailer-towed



CMC[®]
AERIAL PLATFORMS

The emergence of electric and hybrid-powered access equipment is a major industry theme.



JLG launched the Lithium-powered 340AJ, 450AJ and 520AJ at Bauma.

Powering up

Anyone who visited Bauma back in April this year will have noted that electric and hybrid-powered equipment was the talk of the showground.

If anything, that trend has become even more noticeable since then. Electric power is not new to access equipment, of course. Slab scissors and tracked platforms are two longstanding examples, with the latter, in particular, now adopting the lithium-ion battery in greater numbers. It is the move to electric and hybrid rough terrain booms, and scissors, that is forging a new era.

Although, it's not all about lithium. Manitou launched its electric and hybrid range at Bauma, the Oxygen line, which includes a new aerial platform and two telehandler models.

The ATJ 200 e Oxygen is the group's first electric boom and is powered by lead acid batteries. With a working height of up to 20m and a maximum capacity of 230kg, the model provides the same performance as a

diesel-powered version, says the company.

Rather than lithium, Manitou chose lead acid batteries. There are two 24V battery packs, meaning it does not rise above the 70V threshold, allowing technicians to work on it without special certification. It can achieve up to one working day on full charge in adverse weather conditions.

The full-electric machine will be available by the end of 2019 and a hybrid version will be in production in 2020. The plan is to extend the range.

Electric promise

Haulotte notably made a promise at Intermat last year that all its new models of booms would be electric-powered. The new Pulseo generation of booms does offer a combustion engine to recharge the battery in exceptional circumstances when the battery runs down



The SL26e Speed Level.

but is essentially designed to be electrically powered. The manufacturer is looking to expand its electric offering outside of the European core markets, and last year opened new locations in Beijing and Guangzhou and plans an office in Wuhan in 2019, to add to its existing Shanghai head office and manufacturing plant in Changzhou.

JLG has taken a different tack with its new >



The ATJ 200 e, lead acid battery-powered boom from Manitou, shown at Bauma 2019.



The Z-45 FE boom from Genie.

MARKET REVIEW

all-electric AJ boom range, available in three models – 340AJ, 450AJ and 520AJ – offering working heights from 12m to 18m. Its range is equipped with lithium batteries and two-wheel drive as standard. Barrie Lindsay, director of engineering in Leicester, UK, says, “Battery development has improved throughout the years, and faster and opportune charging is a reality. For JLG it is imperative there should be no performance reduction in uptime, duty cycles or terrain ability.”

Snorkel also showed a preview of its first-ever lithium-ion powered lift at Bauma, in the form of a new zero-emissions Speed Level. The SL26E has a 17kWh hyperdrive lithium-ion battery pack with an integrated battery management system (BMS), and delivers extended duty cycles for longer, continuous operation on the jobsite, said the company.

Chinese manufacturers are also seeing the benefits of lithium. For example, Sinoboom is moving towards a greater range of electric equipment too. The company says it will offer a lithium option across its whole range of slab scissors. Next up will be a rough terrain scissor, says the company, with electric drive powered by lithium or lead acid batteries as options.

There is no doubt that fully electric access equipment represents the future. While we are heading in that direction, however, rental companies require rough terrain booms that can be used right now.

Genie's growing hybrid line is designed to do just that. Visitors to Bauma saw the second instalment of the FE range, represented by the 15.92m working height articulating Z-45 FE hybrid.

Designed using the same technology as its bigger sister, the Z-60 FE, formerly known as Z-60/37 FE, the new Genie Z-45 FE has a maximum outreach of 6.94m, a maximum up-and-over reach of 7.5m and 300kg lift capacity.

The Z-45 FE is designed to combine the performance of typical 4WD diesel machines with the benefits of 100% electric powered units and has an active oscillating axle. In all-electric mode, it provides the ability to work a full shift on a single battery charge.

In hybrid mode, it offers more than a week of run time on a single tank of diesel.

In hybrid mode, the Z-45 FE boom lift uses a Stage V/Tier 4 engine-powered generator to maintain battery charge. It also uses braking energy to recharge its batteries.

Truck mounts

Truck mounts are also increasingly moving into the world of hybrid and indeed complete electric power. Ruthmann was showing the first hybrid in its premium brand Steiger range at



The 37m working height Palfinger P 370 KS E.

Bauma, the TB 270 Hybrid.

Coupled with the company's first full-electric compact Steiger, the Ampero TBR 250 E, it says it is responding to the growing demand for truck mounts with alternative, emission-free drive types. It now joins the Ecoline 160 and 180 Hybrid models from the manufacturer's lower cost range.

The 27m working height TB 270 Hybrid has a lithium battery installed alongside the chassis combustion engine. To compensate for the weight of the battery pack, the TB 270 Hybrid is installed on a 3.5 tonne Mercedes Sprinter chassis with GRP-RA suspension – leaf springs made of glass fibre reinforced plastic – and a 45 litre tank.



The Ruthmann Steiger TB 270 Hybrid.



Multitel's MT 204 Hybrid.

Last year Palfinger presented its first electrically operated access platform. The 37m working height P 370 KS E is driven on a standard truck but it combines a diesel drive system with an electric drive. With a maximum cage load of 500kg, it can achieve lateral outreach of 31.5m.

Following Multitel Pagliero's previous 160 Alu Hybrid and MT162 Hybrid launches, it has extended its range with the new MT204 Hybrid. The platform is powered by an on-board battery pack and is based on the Multitel MT162 Hybrid, and in this case the new 20m model offers 12m outreach. It has a 200kg cage load and 9.9m outreach, with 300kg cage load. It is mounted on a standard MB Sprinter or Iveco Daily and stays below the 3500kg limit.

Full electric

An area of real potential for 100% electric equipment lies in utility platforms mounted on small vehicles, such as van mounts. At Bauma Versalift showed its 100% electric vehicle lift, incorporating its existing VTL-120 platform mounted on a full-electric Renault Master van. It has a working height of 11.7m and a basket capacity of 120kg. The vehicle has a range of 100km loaded to its maximum capacity.

The 100% electric lift is powered by a lithium-ion battery and is available with either a small, 2.5kWh or big, 5kWh power pack.

France Elevateur has been powering booms with battery packs for years but has recently launched the 17m working height 172CPL. It uses a 7.2 tonne Eveco van, powered by LPG. It has one-tonne payload with two people in the basket and a 10m outreach, in this configuration.

The company also offers its 121FCCE. This 6.5m working height on a cutaway van is fully electric, using the latest generation of lithium-ion batteries to power it.

France-based Klubb has had a full-electric lift mounted on a cutaway Nissan eNV200 van. It has a working height of 10m and outreach of 5m, which the company comments is exceptional for its size. ■



SS0407E

ELECTRIC MOTOR DRIVE

COMPACT SIZE 

LIGHT WEIGHT 

LONG-LASTING PERFORMANCE 

HIGH RELIABILITY 

LGMG Europe B.V. in Rotterdam

Address: Laanweg 16 3208Lc Spijkenisse Rotterdam, The Netherlands
Tel: +31 (0) 850642777

LINGONG GROUP JINAN HEAVY MACHINERY CO.,LTD.

Address: Lingong Industrial Park, No. 2676, Kejia Road,jinan Innovation Zone,china.
Email: Sales@lgmg.com.cn Web: www.lgmg.com.cn Tel: +86-0531-67605017



RELIABILITY IN ACTION

LET'S

DARE



TOGETHER

THEIR



haulotte.com

Haulotte 
LET'S DARE TOGETHER

access YEARBOOK



2019-2020

EQUIPMENT LISTINGS

SELF PROPELLED TELESCOPIC BOOMS	12
SELF PROPELLED ARTICULATING BOOMS	18
TRACKED PLATFORMS	25
SCISSOR LIFTS	30
VERTICAL PERSONNEL LIFTS	42
TRAILER MOUNTED PLATFORMS	49
TRUCK MOUNTED PLATFORMS	51
VAN MOUNTED PLATFORMS	65
UNDERBRIDGE INSPECTION UNITS	69
MAST CLIMBING WORK PLATFORMS	71
PASSENGER HOISTS	76

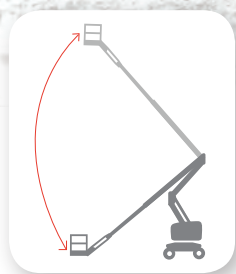
SELF PROPELLED TELESCOPIC BOOM PLATFORMS

Manufacturer	Model	Maximum Working Height (m)	Maximum Working Height (ft)	Maximum Horizontal Reach (m)	Maximum Platform Capacity (kg)	Platform Length (m)	Platform Width (m)	Transport Weight (kg)	Power Source (E/D/LPG)	Rotation (Degrees)
Aichi	SP10C1SN	9.9	32	n/s	250	1.5	0.9	83200	D	360
Aichi	SP12C	12	39	10.9	250	1.76	0.72	7015	D	360
Aichi	SP 14 CJHCP 4008	12	39	10.9	325	4	0.85	8200	D	360
Aichi	SP 14 CJHCP 5508	12	39	10.9	250	4	0.85	8200	D	360
Aichi	SP12C1SN	12	39	n/s	250	1.5	0.9	9070	D	360
JLG	H340AJ	12.3	40	6.06	227	1.221	0.76	4472	n/s	n/s
Haulotte	46 N	12.5	41	9.8	265	n/s	n/s	n/s	n/s	n/s
Kreitzler	KIB 16/125 T	12.5	41	6	250	0.7	1.2	3000	n/s	160
Iteco	BX 120 D	13.8	45	12	230	n/s	n/s	n/s	n/s	n/s
Iteco	BX 120 E	13.8	45	12	230	n/s	n/s	n/s	n/s	n/s
Aichi	SP14CJ	13.9	46	12.7	250	1.76	0.72	8200	D	360
Genie	S-40 XC	14.04	46	9.47	300/454	0.76	1.83	6407	D	360
Haulotte	H14 TX	14.07	46	10.6	230	1.8	0.8	6040	n/s	n/s
Platform Basket	RR 14 EVO	14.1	46	10.2	300	1.2	1.5	12800	n/s	n/s
Genie	S40	14.2	47	9.65	227	0.76	1.83	5420	n/s	n/s
Snorkel	T40RT	14.2	47	10.1	272	2.44	1	6486	n/s	n/s
Snorkel	400S	14.2	47	10.1	272	2.44	0.91	6599	D	150
MEC	TITAN BOOM 40-S	14.2	47	6.7	1800	6.7	2.28	11000	D	22
Skyjack	SJ40 T	14.2	47	10.36	295	2.44	0.91	6332	D	n/s
JLG	400S	14.36	47	10.78	270	1.83	0.91	6680	n/s	n/s
Platform Basket	Rail Road	14.4	47	9.3	300	n/s	n/s	12800	n/s	n/s
Haulotte	H16 TPX	15.44	51	12.3	230	1.8	0.8	6650	n/s	n/s
Genie	S-45 XC	15.56	51	11.02	300/454	0.76	1.83	7394	D	360
Dingli	GTBZ16SU	15.6	51	8.66	1800	6.7	2.24	11500	D	90
Skyjack	SJ 45 T	15.7	51	12.1	227	1.8	0.9	7100	n/s	n/s
Genie	S45	15.72	52	11.18	227	0.76	1.83	6709	n/s	n/s
Snorkel	T46JRT	16	52	12.2	227	2.44	1	7030	n/s	n/s
Snorkel	460SJ	16	52	12.2	272	2.44	0.91	7955	D	150
JLG	460SJ	16.09	53	12.72	270	1.83	0.91	7975	n/s	n/s
Kreitzler	KIB 24/162 T	16.2	53	14	550	1	1.8	14000	n/s	160
Haulotte	60 N	16.5	54	14.9	265	n/s	n/s	n/s	n/s	n/s
Platform Basket	SEL 17AXJ	17	56	8.8	200	1.7	0.7	7100	n/s	n/s
Platform Basket	SEL 17 LJX	17	56	12.5	200	1.8	0.8	9280	n/s	n/s
Imer	IT 150 E	17.6	58	10	220	1.6	0.9	7900	n/s	n/s
Runshare	GTBZ16Z	18	59	14	250	2	1	10000	D	80
Aichi	SP18A	18.2	60	16.7	250	1.76	0.72	12300	D	360
Aichi	SP18AJ	18.2	60	15.8	250	1.76	0.72	12300	D	360
Denka-Lift	Narrow DL 19 N	18.85	62	11.3	200	0.7	1.2	2075	n/s	n/s
Aichi	SP 21 AJHCP 4008	19	62	17.8	325	4	0.85	14700	D	360
Aichi	SP 21 AJHCP 5508	19	62	17.8	250	5.5	0.85	14700	D	360
Aichi	SP19CSM	19	62	15.5	250	1.5	0.75	11400	D	360
Manitou	220 TJ	19.77	65	17.63	230	n/s	n/s	11850	n/s	n/s
Iteco	BX 180 E	19.8	65	18	230	n/s	n/s	n/s	n/s	n/s
Iteco	BX 180 D	19.8	65	18	230	n/s	n/s	n/s	n/s	n/s
MEC	TITAN BOOM 60-S	20	66	7.3	1350	6.7	2.3	18000	D	22
Mantall	HT-200	20	66	n/s	250	1.8	0.76	12000	D	360
MEC	60-J	20.1	66	13	227	n/s	2.4	7119	n/s	n/s
Aichi	SP 20 HD	20.14	66	12.8	500	2	1.5	14700	D	360
Dingli	GTBZ20SI	20.19	66	13.5	230	2.2	0.8	8800	n/s	n/s
Genie	S60	20.3	67	15.48	227	0.76	1.83	9385	n/s	n/s
Snorkel	T60RT	20.3	67	15.2	227	2.44	0.76	9857	n/s	n/s
Dingli	GTBZ20SU	20.3	67	12.1	1350	6.7	2.24	18000	D	90
JLG	E600J	20.36	67	13.19	230	0.76	1.83	7100	E	n/s
JLG	M600J	20.36	67	13.19	230	0.76	1.83	7300	E	n/s
JLG	600S	20.36	67	15.09	230	0.91	1.83	10370	n/s	n/s
JLG	E600JP	20.39	67	13.54	230	0.76	1.85	7150	E	n/s
JLG	M600JP	20.39	67	13.54	230	0.76	1.83	7350	E	n/s
Haulotte	68 P	20.4	67	18.3	265	n/s	n/s	n/s	n/s	n/s
Snorkel	600S	20.4	67	15.9	272	2.44	0.91	10659	D	150
Haulotte	HT21 RT 0	20.5	67	17.2	450	1.8	0.8	12640	n/s	n/s
Haulotte	HT21 RT PRO	20.5	67	17.2	450	1.8	0.8	12640	n/s	n/s
Skyjack	SJ61 T	20.5	67	15.62	227	2.44	0.91	10614	D	n/s
Aichi	SP21A	21	69	18.6	250	1.76	0.72	14500	D	360
Aichi	SP21AJ	21	69	17.8	250	1.76	0.72	14700	D	360

SELF PROPELLED TELESCOPIC BOOM PLATFORMS

Manufacturer	Model	Maximum Working Height (m)	Maximum Working Height (ft)	Maximum Horizontal Reach (m)	Maximum Platform Capacity (kg)	Platform Length (m)	Platform Width (m)	Transport Weight (kg)	Power Source (E/D/LPG)	Rotation (Degrees)
Aichi	SP21CSM	21	69	18.8	250	1.5	0.75	14750	D	360
Haulotte	76 C	21.3	70	17.4	265	n/s	n/s	n/s	n/s	n/s
Kreitzler	KIB 25/215 T	21.5	71	21.5	200	0.7	1.8	15000	n/s	160
Runshare	GTBZ39	21.5	71	21.5	480	2.44	0.91	20600	D	80
Mantall	HT-215J	21.5	71	n/s	250	1.8	0.76	13000	D	360
Manitou	220 TJ+	21.74	71	17.78	350	n/s	n/s	13600	n/s	n/s
Manitou	220 TJ-XP	21.74	71	17.78	350	n/s	n/s	13600	D	n/s
Manitou	220 TJ-X	21.77	71	17.63	230	n/s	n/s	11850	D	n/s
Genie	S65	21.8	72	17.1	227	0.76	1.83	10102	n/s	n/s
LGMG	T20J	21.8	72	17.2	230	1.8	0.76	11400	D	160
LGMG	T65J	21.8	72	17.2	230	1.8	0.76	11400	D	160
Genie	S65 XC	21.81	72	16.51	300-454	0.76	1.83	11412	n/s	n/s
Denka-Lift	Narrow DL 22 N	22	72	12	200	0.7	1.2	2300	n/s	n/s
Palazzani	TSJ 23.1 R	22	72	10	250	1.5	0.7	3100	D/E	540
Skyjack	SJ 66 T	22.1	72	17.4	227	1.8	0.9	12800	n/s	n/s
Snorkel	T66JRT	22.1	72	17.1	227	2.44	0.76	11916	n/s	n/s
Haulotte	HT67 RTJ O	22.25	73	18.42	227	2.44	0.91	11692	D	n/s
Haulotte	HT67 RTJ PRO	22.25	73	18.42	227	2.44	0.91	11772	D	n/s
Snorkel	660SJ	22.3	73	18	272	2.44	0.91	13114	D	150
Palazzani	TSJ 82 R	22.3	73	10.3	250	1.5	0.7	3100	D/E	660
Palazzani	TSJ 75 R	22.3	73	10.3	250	1.5	0.7	3100	D/E	660
JLG	660SJ	22.31	73	17.3	230	0.91	1.83	12720	n/s	n/s
Runshare	GTBZ20	22.4	73	19.1	480	2.44	0.91	13000	D	80
Haulotte	HT23 RTJ PRO	22.5	74	18.1	450	1.8	0.8	13320	n/s	n/s
Haulotte	HT23 RTJ O	22.5	74	18.1	450	1.8	0.8	13320	n/s	n/s
Sinoboom	GTBZ20	22.6	74	17.5	480	1.45	0.85	11885	D	360
JLG	680S	22.73	75	18	230	1.22	4.06	15950	n/s	n/s
Falck-Schmidt	Spinne/Spider TST 23	23	75	10	200	n/s	n/s	n/s	n/s	n/s
Runshare	GTBZ22	23.9	78	20.2	480	2.44	0.91	13140	D	80
Sinoboom	GTBZ22J	24.2	79	18	250	1.45	0.85	12022	D	360
Dingli	GTBZ24S	24.22	79	16.36	230	2.2	0.8	11040	n/s	n/s
Denka-Lift	Narrow DL 25 N	25	82	11.4	200	0.7	1.2	2560	n/s	n/s
Palazzani	TSJ 25 R	25	82	13	250	1.8	0.7	3950	D/E	660
Tadano	AW-250TG	25	82	24.2	450	1.5	0.75	17000	D	120
Aichi	SP25B	25	82	16.2	227	1.8	0.75	14700	D	360
Kreitzler	KIB 25/250 T	25	82	22	200	0.7	1.8	17000	n/s	160
Easy Lift	R260WBA	25	82	13	200	2	1	4800	n/s	360
Aichi	SP25CSM	25	82	17	250	1.5	0.75	14400	D	360
Manitou	260 TJ-X	25.89	85	19.7	400	2.3	0.9	16380	D	n/s
Manitou	260 TJ	25.9	85	19.7	400	2.3	0.9	16300	n/s	n/s
Genie	S-80 HF	26.21	86	20.88	272/454	0.76	1.83	16103	D	360
Haulotte	HT80 RT O	26.24	86	22.2	227	2.44	0.91	17400	D	n/s
JLG	800S	26.38	87	21.64	230	0.91	2.44	15800	n/s	n/s
Genie	S80	26.38	87	21.79	227	0.76	1.83	16103	n/s	n/s
Genie	S80XC	26.38	87	20.83	300-454	0.91	2.44	16783	n/s	n/s
Genie	S-80X	26.38	87	21.79	227/454	0.76	1.83	16103	D	360
Snorkel	TB80	26.4	87	21.7	227	2.44	0.91	16556	D	150
Skyjack	SJ82 T	26.82	88	22.1	227 / 454	2.44	0.91	16851	D	n/s
Palazzani	TSJ 27 R	27	89	13.5	230	1.8	0.7	4700	D/E	660
Mantall	HT-270	27	89	n/s	250	1.8	0.76	13860	D	360
Palazzani	TSJ 88 R	27	89	13.5	230	1.8	0.7	4700	D/E	540
Runshare	GTBZ25	27.2	89	21.9	480	1.83	0.91	16300	D	80
Haulotte	HT85 RTJ O	27.74	91	23.85	227	2.44	0.91	17917	D	n/s
Haulotte	HT85 RTJ PRO	27.74	91	23.85	227	2.44	0.91	18098	D	n/s
Genie	S-85 HF	27.74	91	22.1	272/454	0.76	1.83	17237	D	360
Manitou	280 TJ	27.8	91	21.45	350	2.3	0.9	16500	n/s	n/s
Haulotte	HT28 RTJ PRO	27.8	91	23.85	350	2.44	0.8	18100	n/s	n/s
Sinoboom	GTBZ26	27.8	91	22	480	1.45	0.85	16532	D	360
Genie	S85	27.9	92	25.9	227	0.76	1.83	17236	n/s	n/s
Snorkel	TB85J	27.9	92	23.9	227	2.44	0.9	18655	n/s	n/s
Dingli	GTBZ28SI	27.9	92	20	230	2.2	0.8	15100	n/s	n/s
LGMG	T26J	27.9	92	23.32	230	2.44	0.91	17847	D	160
LGMG	T85J	27.9	92	23.32	230	2.44	0.91	17847	D	160
Genie	S85XC	27.91	92	22.71	300-454	0.91	2.44	17917	n/s	n/s

SPEEDY REACH™



DESIGNED FOR RENTAL

A combination of riser geometry and boom length allows operators on the SJ63 AJ and SJ85 AJ to cycle between max height and ground level quickly by engaging only the boom raise/lower function. This means fewer functions and less time to return to the original working position.

www.skyjack.com

SKYJACK
simply reliable

SELF PROPELLED TELESCOPIC BOOM PLATFORMS

Manufacturer	Model	Maximum Working Height (m)	Maximum Working Height (ft)	Maximum Horizontal Reach (m)	Maximum Platform Capacity (kg)	Platform Length (m)	Platform Width (m)	Transport Weight (kg)	Power Source (E/D/LPG)	Rotation (Degrees)
Genie	S-85	27.91	92	23.32	227	0.76	1.83	17237	D	360
Platform Basket	SEL 28 LJE	28	92	24.5	200	1.8	0.8	19820	n/s	n/s
Platform Basket	SEL 28 LJTE	28	92	25	200	0.8	1.8	19800	D	360
Manitou	280 TJ-X	28	92	21.45	240	n/s	n/s	16550	n/s	n/s
Skyjack	SJ 86 T	28.2	92	23.4	340/227	1.8	0.9	17556	n/s	n/s
Snorkel	TB86J	28.2	92	23.9	227	2.44	0.91	18655	D	150
JLG	860SJ	28.21	93	22.86	230	0.91	1.83	17200	n/s	n/s
Mantall	HT-285J	28.5	93	n/s	250	1.8	0.76	15500	D	360
Runshare	GTBZ27Z	28.7	94	23.4	480	2.44	0.91	16540	D	80
Falcon Spider	FS 290	29	95	14.5	200	0.8	1.4	3750	n/s	n/s
Easy Lift	R300WBA	29	95	13	200	2	0.8	6000	n/s	360
Palazzani	TSJ 30.1 R	29.2	96	13	230	1.8	0.7	4840	D/E	660
Sinoboom	GTBZ28J	29.7	97	21	250	1.45	0.85	16671	D	360
Runshare	GTBZ28	29.8	98	20.1	480	2.44	0.91	16600	D	80
Palazzani	TSJ 98 R	30	98	13.26	230	1.8	0.7	4840	D/E	660
Runshare	GTBZ29Z	31.3	103	21.2	480	2.44	0.91	16800	D	80
Falcon Spider	FS 320	32	105	14.5	200	0.8	1.4	4140	n/s	n/s
Palazzani	XTJ 32 R	32	105	14.5	330	1.8	0.7	5940	D/E	660
Kreitzler	KIB 25/320 T	32	105	25	200	0.7	1.8	19800	n/s	160
Dingli	GTBZ32S	32	105	21	450	2.4	0.9	18000	D	360
Palazzani	XTJ 105 R	32	105	14.5	330	1.8	0.7	5940	D/E	660
Sinoboom	GTBZ30	32.4	106	22.3	480	1.45	0.85	18670	D	360
Genie	S 100	32.48	107	22.86	340	0.91	2.44	18008	n/s	n/s
Genie	S100HD	32.48	107	22.26	340	2.45	1.83	18035	n/s	n/s
Genie	S-100 D-2WD	32.5	107	22.9	227	n/s	n/s	n/s	n/s	n/s
Mantall	HT-330	33	108	n/s	340	1.8	0.76	18500	D	360
Genie	S105	34	112	24.38	227	0.91	2.44	18144	n/s	n/s
Genie	SX105XC	34	112	24.38	300/454	0.91	2.44	19300	n/s	n/s
Dingli	GTBZ34S	34	112	22	450	2.4	0.9	18250	D	360
Sinoboom	GTBZ32J	34	112	24.4	250	1.45	0.85	18820	D	360
Runshare	GTBZ32Z	34	112	24.4	480	2.44	0.91	18650	D	80
Aichi	SP300	34.3	113	n/s	250	1.5	0.9	18200	D	360
Palazzani	XTJ 35 R	35	115	17.5	200	2.4	0.7	7680	n/s	n/s
Palazzani	TSJ 35 R	35	115	14.5	230	1.8	0.7	6800	D/E	660
Aichi	SP350	35	115	n/s	250	1.5	0.9	19300	D	360
Mantall	HT-350J	35	115	n/s	340	1.8	0.76	19500	D	360
Palazzani	TSJ 115 R	35	115	14.5	230	1.8	0.7	6800	D/E	660
Easy Lift	R360WBA	35.4	116	15.5	200	2	0.8	6500	n/s	360
Dingli	GTBZ36S	36	118	22	450	2.4	0.9	20250	D	360
Falcon Spider	FS 370	37	121	17	200	0.8	1.4	7200	n/s	n/s
Palazzani	XTJ 37+ R	37	121	16	230	1.8	0.7	7500	D/E	660
Palazzani	XTJ 121+ R	37	121	16	230	1.8	0.7	7500	D/E	n/s
Tadano	AW-370TG	37.4	123	37.2	450	1.5	0.75	20000	D	120
Palazzani	TSP 38	38	125	15	200	2.2	0.78	8100	n/s	n/s
Dingli	GTBZ38S	38	125	24	450	2.4	0.9	21000	D	360
Sinoboom	GTBZ36	38.5	126	21	480	1.45	0.85	20100	D	360
Genie	S 120	38.58	127	22.86	340	0.91	2.44	20112	n/s	n/s
Genie	S120HD	38.58	127	22.26	340	0.76	1.83	20788	n/s	n/s
Genie	S-120 D-2WD	38.6	127	22.9	227	n/s	n/s	n/s	n/s	n/s
Snorkel	T120	38.6	127	18.9	227	2.44	0.9	17917	n/s	n/s
Snorkel	TB120	38.6	127	n/s	272	2.44	0.91	17917	D	157
Runshare	GTBZ36	38.64	127	20.5	480	2.44	0.91	20020	D	80
JLG	1200SJP	38.73	127	22.86	450	0.91	2.44	18500	n/s	n/s
Palazzani	TSJ 39 R	39	128	16.5	230	1.8	0.7	8200	D/E	660
Mantall	HT-390	39	128	n/s	340	1.8	0.76	25400	D	360
Palazzani	TSJ 127 R	39	128	16.2	230	2.4	0.7	4700	D/E	660
Dingli	GTBZ40S	40	131	22	450	2.4	0.9	21250	D	360
Genie	S-125 D-2WD	40.1	132	24.4	227	2.43	0.76	n/s	n/s	n/s
Genie	SX125XC	40.1	132	24.38	300/454	0.91	2.44	20700	n/s	n/s
Sinoboom	GTBZ38J	40.1	132	22.5	250	1.45	0.85	20300	D	360
Genie	S125	40.15	132	24.38	227	0.91	2.44	20248	n/s	n/s
Snorkel	T126J	40.4	133	19.2	227	2.44	0.9	19119	n/s	n/s
Snorkel	TB126J	40.4	133	n/s	272	2.44	0.91	19119	D	150
Runshare	GTBZ38Z	40.4	133	24.4	480	2.44	0.91	20900	D	80

SELF PROPELLED TELESCOPIC BOOM PLATFORMS

Manufacturer	Model	Maximum Working Height (m)	Maximum Working Height (ft)	Maximum Horizontal Reach (m)	Maximum Platform Capacity (kg)	Platform Length (m)	Platform Width (m)	Transport Weight (kg)	Power Source (E/D/LPG)	Rotation (Degrees)
Mantall	HT-410J	41	134	n/s	340	1.8	0.76	26400	D	360
Sinoboom	GTBZ40	41.3	135	24.38	480	1.83	0.76	21560	D	360
Easy Lift	R420WBA	41.4	136	16.5	230	2	0.8	8500	n/s	360
Easy Lift	R420WHY	41.4	136	16.5	230	2	0.8	8500	E	360
Falcon Spider	FS 420	42	138	16	200	0.8	1.4	8000	n/s	n/s
Kreitzler	KIB 26/420 T	42	138	25	200	0.7	1.5	25000	n/s	160
Dingli	GTBZ42S	42	138	24	450	2.4	0.9	21500	D	360
Haulotte	HT132 RTJ PRO	42.19	138	20.19	227	2.44	0.91	21404	D	n/s
Haulotte	HT43 RTJ PRO	42.2	138	20.2	230	2.44	0.8	21400	n/s	n/s
Platform Basket	SPIDER 43 WE	42.7	140	13.5	n/s	n/s	n/s	n/s	n/s	n/s
Palazzani	XTJ 43+ R	43	141	18	330	2.4	0.7	10900	D/E	660
Dingli	GTBZ43S	43	141	24	450	2.4	0.9	21800	D	360
Palazzani	XTJ 140 R	43	141	18	230	2.4	0.7	7500	D/E	660
Genie	SX135XC	43.15	142	27.43	300/454	0.91	2.44	21546	n/s	n/s
JLG	1350SJP	43.3	142	24.38	450	0.91	2.44	20400	n/s	n/s
Sinoboom	GTBZ42J	43.6	143	24.38	480	2.44	0.91	22230	D	360
Runshare	GTBZ42Z	43.7	143	23	480	2.44	0.91	21600	D	80
JLG	1500SJ	47.7	156	24.4	450	0.91	2.44	22000	n/s	n/s
Palazzani	XTJ 48 R	48	157	19.5	330	2.4	0.7	11600	n/s	n/s
Genie	SX150	48.02	158	24.38	340	0.91	2.44	22997	n/s	n/s
Palazzani	XTJ 48.1+ R	49.2	161	19.3	330	2.4	0.7	13650	D/E	660
Palazzani	XTJ 157 R	49.2	161	19.3	230	2.4	0.7	8000	D/E	660
Palazzani	XTJ 52+ R	52	171	19.5	400	2.4	0.7	13000	D/E	660
Palazzani	XTJ 170 R	52	171	19.5	230	2.4	0.7	9500	D/E	660
Falck-Schmidt	Spinne/Spider TST 55	55	180	16	200	2	0.8	4100	n/s	n/s
Genie	SX180	56.86	187	24.38	340	0.91	2.44	24856	n/s	n/s
JLG	1850SJ	58.56	192	24.38	450	2.44	0.91	27352	n/s	n/s



EXMILE
Premium Special Tyre Manufacturer

Lift The Future

EXMILE SPECIAL TYRE





[EXMILE TYRE]
Website
www.exmiletire.com

EXMILE SPECIAL TYRE CO., LTD.
 ADD: Phoenix Industry Park-Laizhou
 Economy Developing Zone,
 Shandong Province, P.R.China
 FAX: +86 535 2717077
 E-mail: exmiletire@exmiletire.com

+86 535 2717086
+86 532 85800503



KLUBB, VAN MOUNTED AERIAL PLATFORM SPECIALIST

K42P > 15m



K38P > 14m



K32 > 13m



K26 > 12m



K21 > 9m



INNOVATION

AT ITS HIGHEST LEVEL

Klubb adds a brand-new 100% electric model to its range: the K20 lift mounted on a cutaway Nissan e-NV200

Ecological and very compact, it operates without noise and without pollutant emission.

K20 > 10m



4.9m
VERY COMPACT

Contact us:

Tel : +33.1.60.95.12.47

Email : contact@klubb.com

Website: www.klubb.com



KLUBB

www.klubb.com

SELF PROPELLED ARTICULATING BOOM PLATFORMS

Manufacturer	Model	Maximum Working Height (m)	Maximum Working Height (ft)	Maximum Horizontal Reach (m)	Maximum Platform Capacity (kg)	Platform Length (m)	Platform Width (m)	Transport Weight (kg)	Power Source (E/D/LPG)	Rotation (Degrees)
Manitou	160 ATJ +	6.25	21	8.95	400	2.3	0.93	8100	n/s	n/s
Kreitzler	KIB 08/080 GT	7.9	26	3.1	120	0-5	0.85	2000	n/s	n/s
Snorkel	MB20J	8.1	27	2.6	215	0.78	0.73	2590	E	360
Matilsa	HL 9	9.4	31	4.2	200	1	0.6	960	n/s	n/s
Kreitzler	KIB 08/095 GTS	9.5	31	5	120	0-5	0.8	5500	n/s	n/s
Kreitzler	KIB 10/095 GT	9.5	31	3.5	250	0-5	1.05	2240	n/s	n/s
Kreitzler	KIB 08/095 GT	9.5	31	3.5	120	0-5	0.85	2240	n/s	n/s
Snorkel	MB26J	9.8	32	3	215	0.78	0.73	2660	E	360
Kreitzler	KIB 12/108 GT	10.8	35	7.65	230	0-6	1.2	4900	n/s	n/s
Genie	Z30/20N RJ	10.89	36	6.25	227	0.76	1.17	6450	E	355
Skyjack	SJ30 AJE	10.9	36	6.25	227	1.17	0.76	6605	E	n/s
PB Lift	Dino 112D II	10.9	36	5.54	200	2.4	1.55	2990	n/s	n/s
PB Lift	PB DINO 112 D II	10.94	36	5.54	200	2.4	1.55	2990	n/s	n/s
JLG	E300AJP	10.97	36	6.12	230	0.76	1.22	7100	E	n/s
Skyjack	SJ 30 ARJE	11	36	6.25	227	1.17	0.76	5750	n/s	n/s
Kreitzler	KIB 08/110 GTS	11	36	5	120	0-5	0.8	5680	n/s	n/s
Genie	Z30/20 N	11.14	37	6.53	227	0.76	1.17	6427	n/s	355
PB Lift	DINO 112 II	11.14	37	5.02	225	2.4	1.54	2792	n/s	n/s
JLG	E300AJ	11.19	37	6.17	230	0.76	1.22	6900	E	n/s
Kreitzler	KIB 12/113 GT	11.3	37	7.65	230	0-6	1.2	5100	n/s	n/s
Avant Tecno	Leguan 125M2	11.3	37	5.1	200	3.5	1.03	1500	n/s	n/s
Haulotte	HA32 CJ	11.51	38	7.06	249	1.14	0.79	7066	E	n/s
Haulotte	HA32 CJ+	11.51	38	7.34	227	1.14	0.79	7111	E	n/s
Haulotte	HA12 CJ	11.7	38	7	250	1.15	0.8	6970	n/s	n/s
Haulotte	HA12 CJ+	11.7	38	7	230	1.15	0.8	7040	n/s	n/s
Haulotte	HA33 JE	11.84	39	6.5	227	1.19	0.79	5946	E	n/s
PB Lift	Topdino 121D II	11.9	39	7.12	200	1.42	0.77	4630	n/s	n/s
PB Lift	PB TOPDINO 121 D II	11.9	39	7.12	200	2.4	1.55	4630	n/s	n/s
Manitou	ManGo 12	11.91	39	n/s	230	n/s	1.8	4150	n/s	n/s
Manitou	ManGo 33	11.91	39	6.69	227	5.2	1.8	4150	n/s	n/s
Manitou	120 AETJ C	11.95	39	7	200	1.2	0.92	6550	n/s	n/s
Haulotte	HA12 IP	12	39	6.7	230	1.2	0.8	5900	n/s	n/s
Airo	A12 E	12	39	6.42	200	0.8	1.36	3900	E	180
Genie	Z33/18	12	39	5.57	200	0.76	1.16	3665	n/s	400
Airo	A12 ED	12	39	6.3	200	0.8	1.36	4140	n/s	180
Custers	Traktor S12SP	12	39	7	200	n/s	n/s	n/s	n/s	n/s
Airo	A12 JE	12.1	40	7.5	230	1.15	0.8	7510	E	90
Niftylift	HR12L	12.1	40	6.4	200	1.2	0.85	2540	B	n/s
PB Lift	Topdino 121 II	12.16	40	6.7	225	1.42	0.77	4240	n/s	n/s
PB Lift	PB TOPDINO 121 II	12.16	40	6.7	225	2.4	1.55	4240	n/s	n/s
Niftylift	SP34N	12.19	40	6.1	227	1.09	0.66	3436	E/D/P/LPG	n/s
Niftylift	SP34 4x4	12.19	40	6.1	227	1.09	0.66	3470	E/D	n/s
Matilsa	HL 12	12.2	40	5.2	200	1	0.6	1370	n/s	n/s
Airo	A12 JRTD	12.2	40	7.1	230	1.4	0.8	5800	n/s	370
Niftylift	HR12N	12.2	40	6.1	200	1.1	0.65	3435	B/P/D/LPG	n/s
Niftylift	HR12	12.2	40	6.1	200	1.1	0.65	3470	D	n/s
ATN	ZEBRA 12	12.2	40	8.6	230	0.86	1.51	5250	D	360
Kreitzler	KIB 08/122 GTS	12.2	40	5	120	0-5	0.8	5700	n/s	n/s
Avant Tecno	Leguan 135	12.2	40	5.8	230	3.5	1.33	1700	n/s	n/s
Iteco	BI 110	12.3	40	10.5	230	n/s	n/s	n/s	n/s	n/s
JLG	340AJ	12.3	40	6.06	230	0.76	1.52	4400	n/s	n/s
JLG	H340AJ	12.3	40	6.06	227	1.221	0.76	4660	n/s	n/s
PB Lift	PB TOPDINO 126 D II	12.39	41	7.62	200	2.4	1.55	4770	n/s	n/s
Haulotte	HA120 PX	12.4	41	2	230	1.5	0.8	5620	n/s	n/s
PB Lift	Topdino 126D II	12.4	41	7.62	200	1.42	0.77	4770	n/s	n/s
Kreitzler	KIB 12/124 GT	12.4	41	9.5	200	0-6	1.2	8300	n/s	n/s
Leguan	125	12.5	41	6.3	200	1.2	0.7	1500	p	360
Avant Tecno	Leguan 125	12.5	41	6.3	135	3.5	1.03	1500	n/s	n/s
Avant Tecno	Leguan 125M2	12.5	41	6.3	200	3.5	1.03	1500	n/s	n/s
Genie	Z34/22N	12.52	41	6.78	227	0.76	1.42	5171	n/s	355
Genie	Z34/22 IC	12.52	41	6.78	227	0.76	1.42	4793	n/s	n/s
Genie	Z34/22 DC	12.52	41	6.78	227	0.76	1.42	5179	n/s	355
Genie	Z34/22 Bi-Energy	12.52	41	6.78	227	0.76	1.42	5632	n/s	355
Kreitzler	KIB 08/126 GTS	12.6	41	3.65	120	0-5	0.8	5950	n/s	n/s

SELF PROPELLED ARTICULATING BOOM PLATFORMS

Manufacturer	Model	Maximum Working Height (m)	Maximum Working Height (ft)	Maximum Horizontal Reach (m)	Maximum Platform Capacity (kg)	Platform Length (m)	Platform Width (m)	Transport Weight (kg)	Power Source (E/D/LPG)	Rotation (Degrees)
Genie	Z34/22 IC	12.62	41	6.78	227	0.76	1.42	4929	D	355
Niftylift	SD120T	12.65	41	6.1	200	1.1	0.65	2260	D/P	n/s
PB Lift	Topdino 126 II	12.66	42	7.2	225	1.42	0.77	4590	n/s	n/s
PB Lift	PB TOPDINO 126 II	12.66	42	7.2	225	2.4	1.55	4590	n/s	n/s
Niftylift	SD34T 4x4	12.8	42	6.1	227	1.09	0.66	2259	E/P/D/B	n/s
Kreitzler	KIB 12/129 GT	12.9	42	9.65	200	0-6	1.2	8300	n/s	n/s
Avant Tecno	Leguan 135	13	43	6.8	230	1.33	0.75	1600	n/s	n/s
Airo	A13 JED	13.1	43	8.1	200	1.36	0.8	5640	E+D	180
Avant Tecno	Leguan 135	13.2	43	6.8	230	1.33	0.75	1700	n/s	n/s
Leguan	135	13.2	43	6.8	230	1.33	0.75	1700	n/s	360
Kreitzler	KIB 08/132 GTS	13.2	43	5	120	0-5	0.8	5800	n/s	n/s
Avant Tecno	Leguan 135	13.2	43	6.8	140	3.5	1.33	1700	n/s	n/s
Kreitzler	KIB 18/133 GT 4WD	13.3	44	8.1	250	0.8	1.5	6500	n/s	160
Kreitzler	KIB 15/133 GT	13.3	44	8.1	250	0-6	1.5	5500	n/s	n/s
UpRight	AB 38 W	13.5	44	6.1	215	n/s	n/s	3200	n/s	n/s
Snorkel	A38E	13.5	44	5.9	215	1.24	0.71	3795	E	90
Platform Basket	SEL 14 A	14	46	n/s	200	n/s	n/s	n/s	n/s	n/s
Mantall	HZ-140JRT	14	46	7.2	230	1.8	0.835	6000	D	360
Mantall	HZ-140RT	14	46	7.2	230	1.8	0.835	5600	D	360
Mantall	HZ-140J	14	46	6.6	230	1.5	0.76	5800	E	360
Mantall	HZ-140	14	46	6.6	230	1.5	0.76	5600	E	360
Runshare	GTZZ12D	14	46	8	200	3.2	1.75	5300	n/s	n/s
JLG	E400AJP	14.19	47	6.83	230	0.76	1.22	6350	E	n/s
JLG	E400AJPN	14.19	47	6.83	230	0.76	1.22	6850	E	n/s
JLG	M400AJP	14.19	47	6.83	230	0.76	1.52	6350	E	n/s
JLG	M400AJPN	14.19	47	6.83	230	0.76	1.22	6850	E	n/s
JLG	E400AN	14.19	47	6.45	230	0.76	1.22	5800	E	n/s
JLG	M400AN	14.19	47	6.45	230	0.76	1.22	5800	E	n/s
JLG	E400AN	14.19	47	6.45	230	0.76	1.22	5800	E	360
Genie	Z40/23N	14.32	47	6.91	227	0.76	1.42	6908	n/s	355
Genie	Z40/23N RJ	14.32	47	6.91	227	0.76	1.17	6940	n/s	355
Haulotte	HA43 JE	14.71	48	8.79	227	1.14	0.79	7231	E	n/s
Kreitzler	KIB 15/149 GT	14.9	49	10.1	200	0-6	1.5	7400	n/s	n/s
Haulotte	HA15 IP	15	49	8.5	230	1.2	0.8	7300	n/s	n/s
Manitou	150 AETJ C	15	49	7.6	200	1.2	0.96	6700	n/s	n/s
Airo	A15 JE	15	49	8.95	230	1.4	0.8	7490	E	90
Manitou	AETJ 43	15	49	7.6	275	n/s	n/s	7370	E	n/s
Airo	A15 JRTD	15.1	50	8.8	230	1.4	0.8	6630	n/s	370
Manitou	150 AETJ L Bi	15.4	51	7.81	230	1.2	0.92	6435	n/s	n/s
Niftylift	HR15N	15.5	51	9.7	225	1.5	0.8	7250	B/H	180
MEC	45-AJ	15.5	51	7.6	227	6	2.3	7430	n/s	n/s
Niftylift	SP45N	15.54	51	9.75	227	1.5	0.81	7248	E/D	180
Haulotte	45 XA	15.55	51	8.23	227	1.52	0.76	2359	E/LPG	n/s
Niftylift	Height Rider 15 E	15.6	51	9.6	225	n/s	n/s	n/s	n/s	n/s
Niftylift	HR15	15.7	51	9.4	225	1.8	0.85	4500	D	180
Niftylift	SP45 4x4	15.7	51	9.45	227	1.8	0.84	4799	E/H	180
Kreitzler	KIB 15/157 GT	15.7	51	10.4	200	0-6	1.5	7700	n/s	n/s
Sinoboom	GTZZ14EJ	15.7	51	7.4	230	5.2	1.75	6500	n/s	n/s
JLG	E450A	15.72	52	7.04	230	0.76	1.52	5940	E	n/s
JLG	E450AJ	15.72	52	7.24	230	0.76	1.52	6670	E	n/s
JLG	M450A	15.72	52	7.04	230	0.76	1.52	5970	E	n/s
JLG	M450AJ	15.72	52	7.24	230	0.76	1.52	6700	E	n/s
JLG	450 AJ Serie II	15.72	52	7.47	230	0.76	1.83	7400	n/s	n/s
JLG	450A Serie II	15.72	52	7.47	230	0.76	1.83	5900	n/s	n/s
JLG	450AJ	15.72	52	7.47	250	0.76	1.83	6250	n/s	n/s
Haulotte	HA46 RTJ PRO	15.82	52	8.31	227	2.41	0.88	6651	D	n/s
Haulotte	HA46 RTJ O	15.82	52	8.31	227	2.41	0.87	6450	D	n/s
Genie	Z45/25XC	15.86	52	7.55	227	0.76	1.83	6870	n/s	n/s
Genie	Z 45/25 Bi-Energy	15.87	52	7.62	227	0.76	1.83	7190	n/s	n/s
Genie	Z45/25 DC	15.87	52	7.62	227	0.6	1.83	6963	n/s	n/s
Avant Tecno	Leguan 160	15.9	52	6.65	200	1.3	0.75	2100	n/s	n/s
Leguan	160	15.9	52	6.7	200	1.3	0.75	2100	D	360
Genie	Z-45XC	15.9	52	7.55	454	0.76	1.8	6870	D	355
Genie	Z-45 FE	15.92	52	6.94	300	0.76	1.83	6577	n/s	355

SELF PROPELLED ARTICULATING BOOM PLATFORMS

Manufacturer	Model	Maximum Working Height (m)	Maximum Working Height (ft)	Maximum Horizontal Reach (m)	Maximum Platform Capacity (kg)	Platform Length (m)	Platform Width (m)	Transport Weight (kg)	Power Source (E/D/LPG)	Rotation (Degrees)
Genie	Z-45 DC	15.92	52	6.94	300	0.76	1.83	n/s	n/s	355
Genie	Z45/25J Bi-Energy	15.94	52	7.65	227	0.76	1.83	7620	n/s	355
Genie	Z45/25J DC	15.94	52	7.65	227	0.76	1.83	7394	n/s	355
Genie	Z-45/25 RT	15.97	52	7.49	227	0.76	1.83	6078	D	355
Snorkel	A46JE	16	52	7.6	227	1.83	1	6850	E	160
Airo	A16 JE	16	52	8.1	230	1.7	0.8	7300	E	180
Airo	A16 JED	16	52	8.1	230	1.7	0.8	7600	E+D	180
Airo	A16 JRTD	16	52	8.1	230	1.7	0.8	7160	D	180
Haulotte	HA16 RTJ	16	52	8.3	230	1.83	0.8	6650	n/s	n/s
Haulotte	HA16 RTJ O	16	52	8.3	230	1.83	0.8	6600	n/s	n/s
Haulotte	HA16 RTJ PRO	16	52	8.3	230	1.83	0.8	6650	n/s	n/s
Mantall	HZ-160JRT	16	52	7.7	230	1.8	0.76	6300	D	360
Mantall	HZ-160RT	16	52	7.7	230	1.8	0.76	6100	D	360
Mantall	HZ-160J	16	52	8	230	1.5	0.76	6500	E	360
Mantall	HZ-160	16	52	8	230	1.5	0.76	6490	E	360
LGMG	A14J	16	52	7.81	230	4.8	1.8	7500	n/s	n/s
Dingli	GTBZ16A	16	52	7.47	230	6.1	2.3	7430	n/s	n/s
Dingli	GTBZ16AE	16	52	7.89	230	6.1	1.73	6700	n/s	n/s
LGMG	A45J	16	52	7.81	230	4.8	1.8	7500	n/s	n/s
Manitou	160 ATJ	16.01	53	8.3	230	1.8	0.8	6160	n/s	n/s
Genie	Z 45/25 J RT	16.05	53	7.52	227	0.76	1.83	6123	n/s	n/s
Genie	Z45/25J RT	16.05	53	7.62	227	0.76	1.83	6460	n/s	n/s
Runshare	GTZZ14D	16.05	53	8.1	230	5	1.75	6780	n/s	n/s
Skyjack	SJ 46 AJ	16.15	53	7.68	227	1.8	0.76	6500	n/s	n/s
Runshare	GTZZ14	16.2	53	8	230	4.2	2.29	7757	n/s	n/s
Manitou	ATJ 46+	16.21	53	8.62	408	n/s	n/s	8186	D	n/s
Manitou	160 ATJ +	16.25	53	8.95	400	2.3	0.93	8100	n/s	n/s
Snorkel	A46JRT	16.3	53	7.6	227	1.83	1	7555	D	160
Avant Tecno	Leguan 165	16.4	54	7.85	230	1.33	0.8	2530	n/s	n/s
Leguan	165	16.4	54	7.85	230	1.33	0.75	2530	d	360
ATN	ZEBRA 16	16.4	54	9.4	230	0.86	1.8	7200	D	360
Avant Tecno	Leguan 165	16.4	54	7.85	230	5.2	1.33	2530	n/s	n/s
Platform Basket	SEL 17 AJ Electron	16.6	54	9.5	200	1.6	0.8	7250	n/s	n/s
Platform Basket	SEL 17 ELECTRON	16.6	54	9.5	200	0.8	1.6	7250	E	360
Sinoboom	GTZZ15J	16.7	55	8.5	250	7	2.26	7280	n/s	n/s
ATN	ZEBRA 16 STAB	16.8	55	9.4	230	0.86	1.8	8200	D	360
Sinoboom	GTZZ15	16.8	55	7.62	250	7	2.26	7300	n/s	n/s
Manitou	170 AETJ L	16.9	55	9.4	200	1.2	0.96	6910	n/s	n/s
Manitou	AETJ 49	16.9	55	9.43	200	n/s	n/s	6910	E	n/s
Platform Basket	SEL 17 AJ	17	56	9.5	200	n/s	n/s	7350	n/s	n/s
Manitou	170 AETJ L Bi	17	56	9.43	230	1.2	0.92	7435	n/s	n/s
Platform Basket	SEL 17 AJX	17	56	9.5	200	1.8	0.8	8400	n/s	n/s
Niftylift	HR17N	17	56	9.7	225	1.5	0.8	7650	H	180
Palazzani	TXZ 170 R	17	56	7.8	200	2	0.98	2000	n/s	n/s
Platform Basket	SEL 17 AJX -ED	17	56	9.5	200	5	2.16	8400	n/s	n/s
Platform Basket	SEL 17 AJX	17	56	9.5	200	5	2.16	8400	n/s	n/s
Palazzani	TXZ 550 R	17	56	7.8	200	2	0.99	2000	n/s	n/s
Niftylift	SP50N	17.07	56	9.75	227	1.5	0.81	7652	E/H	180
Niftylift	SD50 4x4	17.07	56	8.69	227	1.09	0.66	2722	E/P/D/B	100
Niftylift	SD170	17.1	56	8.7	200	1.1	0.65	2750	B/D/P	100
Niftylift	HR17	17.2	56	9.4	225	1.8	0.8	5000	n/s	180
Niftylift	SP50 4x4	17.22	56	9.45	227	1.8	0.84	4999	D	180
Niftylift	SP50 4x4	17.22	56	9.45	227	1.8	0.84	4999	H	180
Haulotte	HA18 PX	17.3	57	10.6	230	1.8	0.8	8920	n/s	n/s
Haulotte	HA18 SPX	17.3	57	10.6	230	1.8	0.8	7950	n/s	n/s
Kreitzler	KIB 22/170 GT 4WD	17.3	57	9.5	350	0.8	1.5	7500	n/s	160
Kreitzler	KIB 15/173 GT	17.3	57	12.4	200	0-6	1.5	9900	n/s	n/s
Kreitzler	KIB 18/170 GT	17.3	57	9.5	250	0-6	1.8	6400	n/s	n/s
Skyjack	SJ 51 AJ	17.58	58	9.16	227	1.8	0.76	7300	n/s	n/s
Genie	Z51/30J RT	17.62	58	9.25	227	0.76	1.83	7666	D	355
LGMG	AR16J	17.7	58	9.39	230	7.2	2.31	7500	n/s	n/s
Airo	A18 JE	17.76	58	9.9	230	1.7	0.8	8250	E	180
Airo	A18 JED	17.76	58	9.9	230	1.7	0.8	8140	E+D	180
Airo	A18 JRTD	17.76	58	9.9	230	1.7	0.8	8100	D	180

SELF PROPELLED ARTICULATING BOOM PLATFORMS

Manufacturer	Model	Maximum Working Height (m)	Maximum Working Height (ft)	Maximum Horizontal Reach (m)	Maximum Platform Capacity (kg)	Platform Length (m)	Platform Width (m)	Transport Weight (kg)	Power Source (E/D/LPG)	Rotation (Degrees)
Sinoboom	GTZZ16EJ	17.8	58	9.37	230	5.2	1.9	7200	n/s	n/s
Runshare	GTZZ16D	17.8	58	10	230	5	2	6780	n/s	n/s
JLG	510 AJ	17.81	58	9.48	230	0.76	1.83	7650	n/s	n/s
Manitou	180 ATJ	17.85	59	10.6	230	1.8	0.8	8090	n/s	n/s
Manitou	180 ATJ	17.85	59	10.6	230	1.8	0.8	8090	n/s	n/s
JLG	520AJ	18	59	10	250	0.76	1.83	7735	n/s	n/s
Dingli	GTBZ18A	18	59	8.85	230	6.1	2.3	7835	n/s	n/s
Runshare	GTZZ16Z	18	59	9.5	230	4.2	2.29	7877	n/s	n/s
Dingli	GTBZ18AE	18.24	60	8.95	230	6.1	1.73	7420	n/s	n/s
Haulotte	55 XA	18.67	61	10.19	227	1.52	0.76	2722	E/LPG	n/s
Kreitzler	KIB 18/189 GT	18.9	62	11.5	250	0-6	1.8	8500	n/s	n/s
Platform Basket	SEL 19 Electron	19	62	9.6	200	1.6	0.8	7330	n/s	n/s
Platform Basket	SEL 19 ELECTRON	19	62	9.6	200	0.8	1.6	7330	E	359
Leguan	190	19	62	9.7	230	1.33	0.75	2660	D	360
Palazzani	TZX 190 R	19	62	8.5	200	2	0.99	2300	n/s	n/s
Avant Tecno	Leguan 190	19	62	9.7	120	5.2	1.33	2660	n/s	n/s
Palazzani	TZX 620 R	19	62	8.5	200	2	0.99	2300	n/s	n/s
Dingli	GTBZ19AS	19.13	63	6.08	200	3.3	1.45	2100	n/s	n/s
Manitou	220 TJ+	19.77	65	n/s	230	n/s	n/s	n/s	D	n/s
Platform Basket	SEL 20 AJX	20	66	11.7	200	1.8	0.8	9180	n/s	n/s
Manitou	200 ATJ	20	66	12	230	2.1	0.8	10000	n/s	n/s
Mantall	HZ-200JRT	20	66	11.1	230	2.4	0.9	11800	D	360
Mantall	HZ-200J	20	66	12	230	1.8	0.76	6100	E	360
Platform Basket	SEL 20 AJX -ED	20	66	11.7	200	5	2.16	9180	n/s	n/s
Platform Basket	SEL 20 AJX	20	66	11.7	200	5	2.16	9180	n/s	n/s
Runshare	GTZZ18D	20	66	10.8	230	5	2.38	8550	n/s	n/s
Runshare	GTZZ18	20	66	10.8	230	4.2	2.35	8800	n/s	n/s
Genie	Z60/37FE	20.16	66	11.15	227	0.91	2.44	7756	n/s	355
Genie	Z60/37 DC	20.16	66	11.15	227	0.91	2.44	7530	n/s	355
Dingli	GTBZ20AE	20.23	66	11.14	230	6.1	2.3	8360	n/s	n/s
Manitou	200 ATJ-X	20.28	67	12	230	n/s	n/s	10050	D	n/s
Terex Aerials	TA 60 RT	20.3	67	9	225	n/s	n/s	n/s	n/s	n/s
Snorkel	AB60J	20.3	67	13.1	227	2.44	0.91	11249	D	180
Sinoboom	GTZZ18J	20.3	67	12.2	250	5	2.28	10700	n/s	n/s
JLG	600AN	20.42	67	12.07	230	0.91	1.83	10840	n/s	n/s
JLG	600A	20.42	67	12.07	230	0.91	1.83	10160	n/s	n/s
JLG	600AJ	20.46	67	12.01	230	0.91	1.83	10660	n/s	n/s
Dino Lift	Dino 205RXT	20.5	67	12.6	215	1.3	0.7	4200	n/s	n/s
Airo	A21 JRTD	20.55	67	11.25	230	1.7	0.8	12250	n/s	360
Airo	A21 JRTE	20.55	67	11.25	230	1.7	0.8	13000	n/s	360
Haulotte	HA20 RTJ PRO	20.6	68	1.2	230	1.83	0.8	9600	n/s	n/s
Haulotte	HA20 RTJ	20.6	68	12.2	230	1.83	0.8	9300	n/s	n/s
Haulotte	HA61 RTJ O	20.6	68	12.19	227	2.44	0.79	9299	D	n/s
Haulotte	HA61 RTJ PRO	20.6	68	12.19	227	2.44	0.91	9600	D	n/s
Haulotte	HA61 LE	20.65	68	11.61	249	2.44	0.91	9374	E	n/s
Haulotte	HA20 LE	20.67	68	11.91	250	0.8	1.83	9375	E	355
Haulotte	HA20 LE PRO	20.76	68	11.91	250	0.8	1.83	9785	E	360
Snorkel	A62JRT	20.8	68	11.1	227	2.44	0.91	10659	D	180
Niftylift	HR21	20.8	68	13	250	1.8	0.8	6640	E	160
Genie	Z 62/40	20.87	68	12.47	227	0.91	2.44	n/s	n/s	n/s
Genie	Z62/40	20.87	68	12.47	227	0.91	2.44	10548	D	360
Niftylift	SP64 4x4	20.88	68	13	272	1.8	0.81	6641	D	160
Haulotte	HA61 LE PRO	20.92	69	11.89	249	2.44	0.91	9785	E	n/s
Niftylift	SD210	21.3	70	12.8	225	1.8	0.85	3950	D	100
Niftylift	SD64 4x4x4	21.34	70	12.8	227	1.5	0.84	3946	D	100
Skyjack	SJ 63 AJ	21.38	70	12.19	227	1.8	0.9	10250	n/s	n/s
Kreitzler	KIB 20/215 GT	21.5	71	17.5	200	0-6	2	10000	n/s	n/s
Runshare	GTZZ20Z	21.7	71	13.3	230	6.3	2.49	10000	n/s	n/s
Dino Lift	Dino 220XSE	21.95	72	13.4	350	2.4	1.3	11900	n/s	n/s
Dino Lift	Dino 220RXT	22	72	12	230	1.3	0.7	4700	n/s	n/s
Runshare	GTZZ20A	22	72	12.4	230	4.2	2.38	9200	n/s	n/s
Palazzani	TZX 225 R	22.5	74	10	200	2	1	2500	n/s	n/s
Palazzani	TZX 730 R	22.5	74	10.2	200	2	1	2500	n/s	n/s
JLG	740AJ	22.6	74	15.8	227	0.91	1.83	16420	n/s	n/s

SELF PROPELLED ARTICULATING BOOM PLATFORMS

Manufacturer	Model	Maximum Working Height (m)	Maximum Working Height (ft)	Maximum Horizontal Reach (m)	Maximum Platform Capacity (kg)	Platform Length (m)	Platform Width (m)	Transport Weight (kg)	Power Source (E/D/LPG)	Rotation (Degrees)
Platform Basket	SEL 23 AJX	23	75	13.5	200	1.8	0.8	9600	n/s	n/s
Platform Basket	SEL 23 AJX -ED	23	75	13.5	200	5	2.43	9600	n/s	n/s
Platform Basket	SEL 23 AJX	23	75	13.5	200	5	2.43	9600	n/s	n/s
Airo	A23 JRTD	23.1	76	13.9	230	1.7	0.8	14300	n/s	360
Airo	A23 JRTE	23.1	76	13.9	230	1.7	0.8	15100	n/s	360
Dino Lift	Dino 240RXT	24	79	12.1	215	1.3	0.7	4420	n/s	90
Kreitzler	KIB 25/240 GT 4WD	24	79	14	350	0.8	1.5	12000	n/s	160
Kreitzler	KIB 25/240 GT	24	79	14	250	0-6	2.5	12000	n/s	n/s
Runshare	GTZZ22Z	24.19	79	16	230	4.2	2.58	13000	n/s	n/s
Haulotte	HA80 RTJ PRO	24.24	80	17.5	250	2.44	0.91	15468	D	n/s
Platform Basket	SPIDER 25 WE	24.3	80	13.5	200	2	1	5800	n/s	n/s
JLG	740 AJ	24.55	81	15.8	230	0.91	1.83	16420	n/s	n/s
Platform Basket	Spider 25 W-E	25	82	14	200	1.8	0.7	5000	n/s	n/s
Haulotte	HA260 PX	25.6	84	16.2	230	1.8	0.8	15950	n/s	n/s
Genie	Z80/60	25.77	85	18.29	227	0.91	2.44	17010	D	360
Kreitzler	KIB 25/260 GT 4WD	26	85	16	250	0.8	1.5	14000	n/s	160
Kreitzler	KIB 25/260 GT	26	85	16	250	0-6	2.5	14000	n/s	n/s
Runshare	GTZZ24Z	26.2	86	15.8	230	4.2	2.48	15700	n/s	n/s
Haulotte	HA80 RTJ O	26.24	86	17.5	250	2.44	0.91	15468	D	n/s
JLG	800A	26.38	87	16.15	230	0.91	1.83	15565	n/s	n/s
JLG	H800AJ	26.38	87	16.45	230	0.91	2.44	16110	E	n/s
Haulotte	HA26 RTJ PRO	26.4	87	16.3	250	2.44	0.8	17000	n/s	n/s
Snorkel	AB80J	26.4	87	18.1	227	2.44	0.91	16730	D	150
JLG	800AJ	26.46	87	15.8	230	0.91	1.83	15565	n/s	n/s
Dino Lift	Dino 265RXT	26.5	87	11.7	215	1.3	0.7	4500	n/s	90
Sinoboorm	GTZZ25J	26.6	87	16.1	230	4.8	2.48	15900	n/s	n/s
Snorkel	A85JRT	27.7	91	25.7	227	0.91	2.44	17500	n/s	n/s
Snorkel	AB85J	27.7	91	18.8	227	2.44	0.91	17500	D	150
Skyjack	SJ 85 AJ	27.91	92	17.07	227	1.8	0.9	16965	n/s	n/s
Niftylift	HR28	28	92	19	280	2.4	0.9	14650	n/s	180
Dino Lift	Dino 280RXT	28	92	16	230	1.3	0.7	4860	n/s	180
Niftylift	SP85 4x4	28.04	92	18.9	281	2.39	0.89	14651	D	150
Platform Basket	Spider 30 WE	30	98	14	200	1.8	0.8	6650	n/s	n/s
Haulotte	HA100 RTJ PRO T3	31.62	104	21.59	250	2.44	0.91	20104	D	n/s
Haulotte	HA100 RTJ PRO T4	31.62	104	21.59	250	2.44	0.91	20104	D	n/s
Haulotte	HA32 RTJ PRO	31.8	104	21.6	250	2.44	0.8	20140	n/s	n/s
Kreitzler	KIB 25/320 GT	32	105	20	230	0.8	1.5	22500	n/s	160
Kreitzler	KIB 25/390 GT	39	128	24.5	200	0.8	1.5	30000	n/s	160
Runshare	GTZZ38Z	39.8	131	18.1	230	4.4	2.49	20000	n/s	n/s
JLG	1250AJP	40.3	132	22.86	450	0.91	2.44	21000	n/s	n/s
Haulotte	HA41 RTJ PRO	41.5	136	20.1	230	2.44	0.91	23900	n/s	n/s
Haulotte	HA130 RTJ PRO T3	41.5	136	20.09	227	2.44	0.91	23904	D	n/s
Haulotte	HA130 RTJ PRO T4	41.5	136	20.09	227	2.44	0.91	23904	D	n/s
Runshare	GTZZ40Z	42	138	21.6	230	4.4	3.9	21000	n/s	n/s
Genie	ZX135/70	43.15	142	21.26	272	0.91	2.44	21092	D	360
Runshare	GTZZ45Z	47	154	19.2	230	4.4	3.9	21000	n/s	n/s
Platform Basket	SEL 48 ALJE	48	157	24	200	0.8	1.8	29000	D	360
JLG	1500AJP	48.15	158	23.55	450	0.91	2.44	26027	n/s	n/s
Platform Basket	SEL 50 ALJE	50	164	n/s	n/s	n/s	n/s	n/s	n/s	n/s
Imer	IT 100 E	12.2	40	7.1	220	1.17	0.75	6840	n/s	n/s

QUALITY RUNS IN THE family

Granted, the **Snorkel SR626** telehandler looks different from our other lifts, but it definitely has their Snorkel quality. Like all our lifts, this compact telehandler boasts a robust boom and chassis, giving it outstanding durability. The SR626 also shares its siblings' ease of maintenance. Plus, its 2,585kg (5,700 lbs.) lift capacity and 5.79m (19 ft.) lift height make it a versatile jobsite performer. Add in our standard two year warranty, and it's easy to see that the SR626 telehandler is truly a member of the Snorkel family.




Snorkel SR626
SNORKEL BY NAME. SNORKEL IN QUALITY.



FOR MORE INFORMATION CALL
Snorkel™ at +44 (0) 845 1550 057
or visit www.snorkellifts.com

Snorkel™



New technology:
lithium-ion batteries
(100 Ah - 150 Ah)
combined with
diesel engine
(Kubota D902 - 21,6HP)

Tracked Aerial Platforms



BI-ENERGY

available on models



LL26.14



LL33.17

PERFORMANCE III S

HINOWA S.p.A.

www.hinowa.com - info@hinowa.com

Via Fontana ■ 37054 Nogara ■ Verona ■ ITALY

Tel. +39 0442 539100 ■ Fax +39 0442 539075



Hinowa[®]
the future is now

TRACKED PLATFORMS

Manufacturer	Model	Maximum Working Height (m)	Maximum Working Height (ft)	Maximum Horizontal Reach (m)	Travel Width (m)	Tracked or Wheeled (T/W)	Maximum Platform Capacity (kg)	Platform Length (m)	Platform Width (m)	Transport Weight (kg)	Power Source (E/D/LPG)
Moog	MBI 50-1/SR	4.5	15	5	n/s	T	300	n/s	n/s	3100	n/s
Custers	Verda 9	9	30	4.8	1.54	T	150	1	0.7	2500	n/s
Aichi	SR12C1SM	9.8	32	8	2.2	T	250	0.75	1.5	4700	n/s
Ruthmann	BLUELIFT SA 11	10	33	6.7	0.78	T	230	1.3	0.7	1375	E
Custers	Verda 10	10.2	33	4.35	1.5	T	150	1	1	3500	n/s
Avant Tecno	Leguan 125M2	11.3	37	5.1	1.12	T	20	1.33	0.75	1800	n/s
Aichi	SR12C	11.7	38	10.7	2.43	T	250	1.8	0.75	7400	D
JLG	X14J	11.8	39	6.26	0.79	T	120/200	0.69	1.3	1490	n/s
Ruthmann	BLUELIFT C 12/6.5	12	39	6.5	0.78	T	120	0.85	0.7	1500	E
Ruthmann	BLUELIFT C 12/6.5 H	12	39	6.5	0.78	T	200	1.3	0.7	1550	E
Ruthmann	BLUELIFT C 12/6.5 HB	12	39	6.5	0.78	T	200	1.3	0.7	1920	E
Ruthmann	BLUELIFT SA 26	12	39	n/s	n/s	T	n/s	n/s	n/s	3350	n/s
Eurodig	C 12	12	39	6	n/s	T	120	0.75	0.7	1500	n/s
Teupen	LEO12T	12	39	8.45	1.76	T	120	0.9	0.8	2985	n/s
Cela	Spyder 120	12	39	6.8	n/s	T	200	1.1	0.7	n/s	n/s
Aichi	SR10C1SM	12.1	40	10.7	2.2	T	250	0.75	1.5	7500	n/s
Niftylift	TD34T	12.19	40	6.1	1.09	T	227	1.09	0.66	1891	D
Niftylift	TD34TN	12.19	40	6.1	1.14	T	227	1.09	0.66	1891	D
Avant Tecno	Leguan 135	12.2	40	5	1.33	T	230	1.33	0.75	n/s	n/s
Easy Lift	R130	12.2	40	6.5	0.89	T	200	1.1	0.7	1600	G
Easy Lift	R130BA	12.2	40	6.5	0.89	T	200	1.1	0.7	1600	E
Niftylift	TD120T	12.2	40	6.1	1.1	T	200	1.1	0.65	1850	D
Altec	AT37GW	12.3	40	8.7	n/s	T	181	n/s	n/s	3447	n/s
Custers	Verda 12	12.3	40	10.3	1.8	T	230	1.5	1	4900	n/s
Leguan	125	12.5	41	6.3	1.1	T	200	1.2	0.7	165	P
Avant Tecno	Leguan 125	12.5	41	6.3	0.95	T	200	1.33	0.75	1500	n/s
Teupen	LEO13GT	12.75	42	6.05	0.78	T	200	1.4	0.7	1400	n/s
Ruthmann	BLUELIFT C 13	13	43	7.5	0.75	T	230	1.3	0.7	1500	E
Imer	IM R 13	13	43	n/s	1.4	T	200	3.5	1.4	1460	n/s
Avant Tecno	Leguan 135	13	43	6.8	1.33	T	230	1.33	0.75	1600	n/s
Ruthmann	R 130 C	13	43	7.6	0.85	T	230	0.7	1.3	1570	n/s
France Elévateur	TR 135	13	43	n/s	n/s	T	200	n/s	n/s	n/s	n/s
CTE	Traccess 135	13	43	6.5	0.78	T	200	1.3	0.78	1600	n/s
Altec	AT40GW	13.1	43	9.1	n/s	T	181.4	n/s	n/s	3447	n/s
Leguan	135	13.2	43	6.8	1.33	T	230	1.33	0.75	1850	P
Kato Imer	Lem1350 PLUS	13.3	44	7.7	0.98	T	200	1.2	0.66	1750	n/s
Hinowa	Light Lift 13.70 Performance IIS	13.3	44	7.08	0.8	T	230	1.31	0.6	2185	D
Airo	R13 DC	13.3	44	6.4	0.82	T	200	1.39	0.71	2150	n/s
JLG	X13J+	13.3	44	6.58	0.78	T	230	0.69	1.3	2185	n/s
Leguan	LEGUAN 135 NEO	13.4	44	6.6	0.89	T	250	1.33	0.75	1630	P
Platform Basket	SPIDER 13.65	13.4	44	7	0.78	T	200	0.7	1.2	1400	D
Platform Basket	SPIDER 13.65 E	13.4	44	7	1.2	T	n/s	0.7	1.2	1400	E
Platform Basket	SPIDER 13.65 ED	13.4	44	7	1.2	T	200	0.7	1.2	1550	E/D
Platform Basket	SPIDER 13.80	13.4	44	7.8	0.78	T	200	0.7	1.2	1500	D
Platform Basket	SPIDER 13.80 E	13.4	44	7.8	0.78	T	200	0.7	1.2	1500	E
Platform Basket	SPIDER 13.80 ED	13.4	44	7.8	0.78	T	200	0.7	1.2	1500	D/E
Aichi	SR14CJ	13.6	45	12.6	2.43	T	250	1.8	0.75	8800	D
JLG	X 14 J-H	13.9	46	7	0.79	T	200	0.62	1.3	1790	n/s
Comet	Crawler-I 14.95 HQ	14	46	9.5	2.34	T	250	1.19	0.58	n/s	E
Hinowa	Goldlift 14.70 IIS	14	46	7	0.8	T	200	1.34	0.7	1700	P
Hinowa	Light Lift 14.72 IIS	14	46	6.8	0.8	T	200	1.34	0.7	1398	P
Oil & Steel	Octopus 14	14	46	6.5	0.78	T	120	1.1	0.7	1900	P/D/E
Oil & Steel	Octopussy 1401 Classic	14	46	6.5	0.78	T	120	1.4	0.7	1700	D
Oil & Steel	Octopussy 1402 Classic	14	46	6.5	0.78	T	200	1.4	0.7	1900	D
Oil & Steel	Octopussy 1412 Twin	14	46	5.7	0.78	T	200	1.4	0.7	1700	D
Genie	S40 TraX	14.04	46	9.65	2.31	T	227	0.76	1.83	6564	D
JLG	400SC	14.05	46	10.78	2.23	T	450	0.76	1.83	6805	n/s
Teupen	LEO15GT	14.7	48	7.6	0.78	T	200	1.4	0.7	1803	n/s
Niftylift	TD150T	14.7	48	7.55	1.4	T	225	1.4	0.7	2025	D
Niftylift	TD42T	14.78	48	7.62	1.4	T	227	1.4	0.71	2041	D
CMC	S15F	14.8	49	8.2	0.8	T	200	1.4	0.7	2350	n/s
Palfinger	P 150 AJTK	14.9	49	6.5	1.4	T	220	1.4	0.7	2000	P
CMC	S15	14.9	49	6.9	0.78	T	230	1.2	0.7	31.7	P
Eurodig	C 15	15	49	8	n/s	T	200	1.2	0.9	2400	n/s

TRACKED PLATFORMS

Manufacturer	Model	Maximum Working Height (m)	Maximum Working Height (ft)	Maximum Horizontal Reach (m)	Travel Width (m)	Tracked or Wheeled (T/W)	Maximum Platform Capacity (kg)	Platform Length (m)	Platform Width (m)	Transport Weight (kg)	Power Source (E/D/LPG)
Cela	DT15 Spyder	15	49	7.5	0.8	T	200	1.4	0.7	1550	E
Imer	IM R 15	15	49	6.7	1.06	T	200	1.4	0.7	1980	n/s
Kato Imer	Lem1500 PLUS	15	49	8.5	1.06	T	200	1.2	0.66	2000	n/s
Oil & Steel	Octopussy 1500 EVO	15	49	7	0.78	T	200	1.4	0.7	2090	D
Easy Lift	RA15	15	49	6.8	1.1	T	230	1.4	0.7	2000	G
Easy Lift	RA15BA	15	49	6.8	1.1	T	230	1.4	0.7	2000	E
Platform Basket	SPIDER 15.75 E	15	49	7.4	1.3	T	200	0.7	1.3	2100	E
Platform Basket	SPIDER 15.75 ED	15	49	7.4	1.2	T	200	0.7	1.3	2250	E
Platform Basket	SPIDER 15.75 PRO	15	49	7.4	0.78	T	200	0.7	1.3	2100	D
Platform Basket	SPIDER 15.75 PRO E	15	49	7.4	0.78	T	200	0.7	1.3	2100	E
Socage	SPJ 315	15	49	7	1.46	T	225	1.4	0.7	1900	P
Cela	Spyder 150	15	49	8.5	n/s	T	200	1.1	0.7	n/s	n/s
Easy Lift	R150	15.2	50	8.5	0.89	T	200	1.1	0.7	2100	G
Easy Lift	R150BA	15.2	50	8.5	0.89	T	200	1.1	0.7	2100	E
JLG	X15J Plus	15.3	50	6.1	0.75	T	230	0.7	1.34	1910	n/s
Teupen	LEO15GT plus	15.4	51	7.9	0.78	T	200	1.4	0.7	2200	n/s
Hinowa	Light Lift 15.70 Performance IIS	15.4	51	6.6	0.8	T	230	1.31	0.7	1950	D
JLG	X430AJ	15.4	51	6.58	0.74	T	227	0.76	1.47	1992	n/s
Genie	S™45 TraX	15.56	51	11.18	2.31	T	227	0.76	1.83	7927	D
Easy Lift	R160	15.6	51	7.5	0.89	T	200	1.1	0.7	1950	G
Easy Lift	R160BA	15.6	51	7.5	0.89	T	200	1.1	0.7	1950	E
EuropeLift	TR 15 GT	15.6	51	7.5	0.78	T	220	0.8	1.2	2100	n/s
JLG	460SJC	15.88	52	12.72	2.23	T	270	0.76	1.83	8364	n/s
Leguan	160	15.9	52	6.7	1.3	T	200	1.3	0.75	2400	D
Avant Tecno	Leguan 160	15.9	52	6.65	1.3	T	200	1.3	0.75	2100	n/s
Ruthmann	BLUELIFT SA 16	16	52	7.4	0.78	T	230	1.3	0.7	1900	E
Leguan	165	16.4	54	7.85	n/s	T	230	1.33	0.75	2530	D
Avant Tecno	Leguan 165	16.4	54	7.85	1.33	T	230	1.33	0.75	2530	n/s
Airo	R17 DC	16.5	54	6.5	0.82	T	200	1.39	0.71	2200	n/s
JLG	X17J	16.81	55	7.68	0.79	T	230	0.62	1.3	2190	n/s
Multitel	SMX 170	16.85	55	7.5	0.99	T	200	1.4	0.7	2100	D/E/P
Hinowa	Goldlift 17.80 XL IIS	16.9	55	8	0.8	T	200	1.33	0.7	2150	E
JLG	X17J Plus	16.96	56	7	1.33	T	230	0.69	1.34	2300	n/s
Hinowa	Light Lift 17.75 Performance IIS MK 2	17	56	7.5	0.8	T	230	1.33	0.7	2280	E
Oil & Steel	Octopus 17	17	56	6.9	0.78	T	120	1.4	0.7	1980	P/D/E
Oil & Steel	Octopussy 1715 Twin	17	56	6.8	0.78	T	200	1.4	0.7	1630	D
France Elévateur	TR 170	17	56	n/s	n/s	T	200	n/s	n/s	n/s	n/s
France Elévateur	TR 170 E	17	56	n/s	n/s	T	200	n/s	n/s	n/s	n/s
CTE	Traccess 170	17	56	7.5	0.8	T	200	1.3	0.7	2050	n/s
CTE	Traccess 170 E	17	56	7.5	0.8	T	200	1.3	0.7	2050	n/s
Palazzani	TZX 170 C	17	56	7.8	0.98	T	200	1.4	0.7	2000	D/E
Palazzani	TZX 550 C	17	56	7.8	0.99	T	200	1.4	0.7	2000	D/E
JLG	X500AJ	17.06	56	7.01	0.79	T	227	0.76	1.47	2300	n/s
Omme Lift	Omme Lift 1750RBD	17.2	56	10.4	1.1	T	200	1.25	0.8	2900	n/s
Teupen	Leo 18 GT	17.6	58	7.9	0.78	T	200	1.2	0.7	2400	n/s
Easy Lift	R180	17.6	58	8.5	0.89	T	200	1.1	0.7	2200	G
Easy Lift	R180BA	17.6	58	8.5	0.89	T	200	1.1	0.7	2200	E
Platform Basket	SPIDER 18.90	17.6	58	9.2	1.33	T	200	0.66	1.2	2350	E/D
Platform Basket	SPIDER 18.90 E	17.6	58	9.2	1.33	T	200	0.66	1.2	2500	E
Platform Basket	SPIDER 18.90 ED	17.6	58	9.2	1.33	T	200	0.66	1.2	2650	E/D
Platform Basket	SPIDER 18.90 PRO	17.6	58	9.2	0.78	T	200	0.7	1.3	2500	D
Platform Basket	SPIDER 18.90 PRO E	17.6	58	9.2	0.78	T	200	0.7	1.3	2500	E
Socage	SPJ 318	17.6	58	8.5	1.46	T	225	1.4	0.7	2100	n/s
Palfinger	P 180 AJTK	17.7	58	7.7	n/s	T	220	1.4	0.7	2400	P
Omme Lift	18.00 RXJ	17.75	58	10	1.18	T	230	0.7	1.4	2980	n/s
Ruthmann	BLUELIFT SA 18	18	59	9.3	0.78	T	230	1.3	0.7	1950	E
Ruthmann	BLUELIFT SA 18 HB	18	59	9.3	0.78	T	230	1.3	0.7	2200	E
Eurodig	C 18	18	59	8	n/s	T	200	1.2	0.85	2650	n/s
Kato Imer	Lem1800 PLUS	18	59	9.2	1.07	T	200	1.3	0.7	2350	n/s
Oil & Steel	Octopus 18	18	59	8.5	0.78	T	200	1.4	0.7	2700	P/D/E
Oil & Steel	Octopussy 1800 EVO	18	59	8.5	0.78	T	200	1.4	0.7	2580	D
Comet	SPIDER-I 18.12	18	59	12	2.18	T	250	1.4	0.7	n/s	E
Aichi	SR18A	18	59	16.7	2.46	T	227	1.8	0.75	12800	D
Aichi	SR18AJ	18	59	15.8	2.46	T	227	1.8	0.75	12900	D

TRACKED PLATFORMS

Manufacturer	Model	Maximum Working Height (m)	Maximum Working Height (ft)	Maximum Horizontal Reach (m)	Travel Width (m)	Tracked or Wheeled (T/W)	Maximum Platform Capacity (kg)	Platform Length (m)	Platform Width (m)	Transport Weight (kg)	Power Source (E/D/LPG)
Palazzani	TSJ 18	18	59	11	n/s	T	200	1.4	0.8	2900	n/s
Omme Lift	18.40 RXJ	18.25	60	10.5	1.18	T	200	0.7	1.4	2900	P/D/E
Teupen	LE018GT plus	18.3	60	8.5	0.78	T	200	1.4	0.7	2450	n/s
Genie	S™60 TraX	18.3	60	15.48	2.59	T	227	0.91	2.44	11353	n/s
Omme Lift	Omme 18.40RXBJ	18.4	60	10.5	1.18	T	200	1.18	0.79	2750	n/s
Dinolift	Dino 185 XTC	18.5	61	11.2	1.15	T	215	1.3	0.7	2860	n/s
Dinolift	Dino 185 XTS	18.5	61	11.7	2.29	T	250	0.8	1.8	8000	n/s
Dinolift	Dino 185XTC II	18.5	61	11.2	1.4	T	215	1.3	0.7	2860	n/s
Easy Lift	R190	18.5	61	11	0.89	T	200	1.4	0.7	2800	G
Easy Lift	R190BA	18.5	61	11	0.89	T	200	1.4	0.7	2800	E
JLG	X19J	18.67	61	5.9	0.79	T	200	0.62	1.3	2140	n/s
CMC	S19E	18.7	61	9.3	0.79	T	200	1.2	0.7	2690	n/s
CMC	S19HD	18.7	61	11.5	0.91	T	200	1.4	0.7	1700	n/s
Aichi	SR19CSM	18.7	61	15.5	2.49	T	250	0.75	1.5	12650	n/s
Hinowa	Light Lift 19.65 IIIS	18.8	62	6.4	0.8	T	200	1.48	0.77	2148	n/s
CMC	S19N	18.9	62	9.2	0.78	T	230	1.2	0.7	2550	n/s
Leguan	190	19	62	9.7	n/s	T	230	1.33	0.75	2660	D
Imer	IM R 19	19	62	7	1.05	T	200	1.4	0.7	2300	n/s
Avant Tecno	Leguan 190	19	62	8.3	1.33	T	230	1.33	0.75	2660	n/s
Multitel	SHX 190	19	62	8.6	0.99	T	200	1.4	0.7	2300	D/E
Palazzani	TXZ 190 C	19	62	8.5	0.99	T	200	1.4	0.7	2300	D/E
Palazzani	TXZ 620 C	19	62	8.5	0.99	T	200	1.7	0.7	2300	D/E
Omme Lift	Omme 1930RBDX	19.1	63	10.2	1.1	T	200	1.25	0.8	3250	n/s
Teupen	LE019T	19.2	63	13.2	0.99	T	250	1.2	0.8	3050	n/s
Altec	TDA58	19.2	63	11	n/s	T	181.4	0.61	0.61	6260	n/s
Omme Lift	Omme 1950RBD	19.3	63	11.7	1.1	T	200	1.25	0.8	3000	n/s
Platform Basket	SPIDER 20.95	19.4	64	9.5	1.62	T	250	0.66	1.5	2700	E/D
Platform Basket	SPIDER 20.95 E	19.4	64	9.5	1.62	T	250	0.66	1.5	2750	E
Platform Basket	SPIDER 20.95 ED	19.4	64	9.5	1.62	T	250	0.66	1.5	2850	E/D
Cormidi	KB20	20	66	9	1.9	T	220	1.9	0.8	3200	P/E
CTE	Traccess 200	20	66	8.5	0.78	T	250	1.4	0.7	2782	n/s
JLG	X20J Plus	20.05	66	9.2	0.8	T	230	0.69	1.34	2980	n/s
Hinowa	Light Lift 20.10 Performance IIIS MK 2	20.1	66	9.7	0.8	T	230	1.33	0.7	2950	E
JLG	600SC New	20.11	66	15.32	2.49	T	270/455	0.91	1.83	11767	D
JLG	X600AJ	20.11	66	9.2	0.79	T	227	0.76	1.47	2980	n/s
Palfinger	P 210 AJTK	20.3	67	10.2	1.4	T	220	1.4	0.7	2900	P
JLG	600SC	20.36	67	15.08	2.49	T	230	0.91	1.83	10230	n/s
CTE	Traccess 230 Winch	20.5	67	10	0.78	T	250	n/s	n/s	2900	n/s
Aichi	SR21CSM	20.7	68	18.8	2.49	T	250	0.75	1.5	15650	n/s
Cela	DT21 Spyder	21	69	9	0.8	T	200	1.4	0.7	2800	E
Teupen	LE021GT	21	69	12	0.98	T	250	1.2	0.8	3000	n/s
Oil & Steel	Octopussy 2190	21	69	9	1.15	T	200	1.4	0.7	3100	d
Aichi	SR21A	21	69	18.6	2.46	T	227	1.8	0.75	14900	D
Aichi	SR21AJ	21	69	17.8	2.46	T	227	1.8	0.75	15200	D
Easy Lift	R210	21.2	70	11	0.89	T	200	1.4	0.7	3000	G
Easy Lift	R210BA	21.2	70	11	0.89	T	200	1.4	0.7	3000	E
Comet	Leopard	21.3	70	10.8	n/s	T	265	1.2	0.7	n/s	E
CMC	S22HD	21.6	71	12.5	0.91	T	230	1.4	0.7	3000	n/s
Kato Imer	Lem2200 PLUS	21.7	71	2	0.97	T	230	1.5	0.66	2980	n/s
Platform Basket	SPIDER 22.10	21.7	71	10.3	1.62	T	230	0.66	1.49	2980	E/D
Platform Basket	SPIDER 22.10 E	21.7	71	10.3	0.98	T	230	0.7	1.5	3260	E
Platform Basket	SPIDER 22.10 ED	21.7	71	10.3	0.98	T	230	0.7	1.5	3260	D/E
Platform Basket	SPIDER 22.10 EVO	21.7	71	10.3	0.98	T	230	0.7	1.5	3260	D
Omme Lift	2200 R	21.8	72	12.2	1.1	T	200	0.8	1.25	3050	D/E
Omme Lift	Omme 2200RBD	21.8	72	12.2	1.1	T	200	1.25	0.8	3050	n/s
Genie	S™65 TraX	21.8	72	17.1	2.59	T	227	0.91	2.44	12229	n/s
Genie	S65 TraX	21.81	72	16.51	2.58	T	300-454	0.76	1.83	13154	D
JLG	660SJC New	21.99	72	17.39	2.49	T	250/340	0.91	1.83	13308	D
Ruthmann	BLUELIFT SA 22	22	72	10.9	0.94	T	250	1.3	0.7	1990	E
Cela	DT22 Spyder	22	72	9	0.8	T	230	1.4	0.7	2830	E
Dinolift	Dino 220 XTC II	22.1	72	11	1.4	T	215	1.3	0.7	3060	n/s
Oil & Steel	Octopus 23	22.3	73	11.5	0.99	T	200	1.4	0.7	3200	P/D/E
Palazzani	TSJ 23.1 C	22.3	73	10.3	1	T	250	1.5	0.7	3100	D/E
Palazzani	TSJ 75 C	22.3	73	10.3	1.3	T	250	1.5	0.7	3100	D/E

TRACKED PLATFORMS

Manufacturer	Model	Maximum Working Height (m)	Maximum Working Height (ft)	Maximum Horizontal Reach (m)	Travel Width (m)	Tracked or Wheeled (T/W)	Maximum Platform Capacity (kg)	Platform Length (m)	Platform Width (m)	Transport Weight (kg)	Power Source (E/D/LPG)
JLG	660SJC	22.31	73	17.3	2.49	T	230	0.91	1.83	12300	n/s
Multitel	SMX 225	22.4	73	10.25	0.99	T	200/120	1.4	0.7	2500	D/E
Palazzani	TXZ 225 C	22.5	74	10	0.98	T	120/200	1.4	0.7	2500	D/E
Palazzani	TXZ 730 C	22.5	74	10.2	0.99	T	200	1.4	0.7	2500	D/E
ATN	MYGALE 23	22.85	75	11	1.19	T	230	0.73	1.19	3450	D
Cormidi	KB23	23	75	10.5	1.9	T	220	1.9	0.8	3400	P/E
Teupen	LE023GT	23	75	11.2	0.98	T	200	1.4	0.7	2990	n/s
CMC	S23	23	75	12.4	0.88	T	200	1.4	0.7	3000	n/s
France Elévateur	TR 230	23	75	n/s	n/s	T	200	n/s	n/s	n/s	n/s
France Elévateur	TR 230 E	23	75	n/s	n/s	T	200	n/s	n/s	n/s	n/s
CTE	Traccess 230	23	75	12	0.78	T	200	1.3	0.7	2900	n/s
CTE	Traccess 230 E	23	75	12	0.78	T	200	1.3	0.7	2900	n/s
JLG	X23J	23.1	76	11.1	0.99	T	200	0.69	1.3	3200	n/s
Omme Lift	2350 RJ	23.2	76	12.2	1.1	T	200	0.8	1.25	3150	E
Teupen	LE023T	23.2	76	12.5	0.99	T	250	1.2	0.8	3050	n/s
Hinowa	Light Lift 23.12 VA III S	23.2	76	11.6	0.99	T	200	1.33	0.7	3200	E
Cela	DT24 Spyder	24	79	12	0.8	T	200	1.4	0.7	2850	n/s
Teupen	LE024GT	24	79	12	0.98	T	250	1.2	0.8	3300	n/s
Omme Lift	25.00 RXJ	25	82	12.8	1.38	T	200	0.8	1.25	4280	n/s
Omme Lift	2500 RXJ	25	82	13	1.1	T	200	0.8	1.25	3975	D/E
Cela	DT25 Spyder	25	82	12	0.8	T	230	1.4	0.7	2920	E
Teupen	LE025T	25	82	12.5	1.78	T	200	1.2	0.8	3000	n/s
Omme Lift	Omme 2500RBDXJ	25	82	13	1.1	T	200	1.25	0.8	3975	n/s
CMC	S25	25	82	14	0.89	T	230	1.7	0.7	3920	n/s
Multitel	SMX 250 HD	25	82	12.1	1.37	T	220	1.4	0.7	4000	n/s
Palazzani	TSJ 25 C	25	82	13	0.98	T	250	1.8	0.7	3950	D/E
Palazzani	TSJ 82 C	25	82	13	1.3	T	250	2.6	0.7	3950	D/E
Teupen	LE025Tplus	25.2	83	15	1.58	T	200	1.2	0.8	3760	n/s
Multitel	SMX 250	25.2	83	11.65	0.98	T	200	1.4	0.7	2660	D/E
JLG	X26J Plus	25.6	84	13.1	0.99	T	230	0.69	1.34	4365	n/s
JLG	X770AJ	25.6	84	13.11	0.99	T	227	0.76	1.47	4384	n/s
Hinowa	Light Lift 26.14 Performance III S	25.7	84	13.7	0.99	T	230	1.33	0.7	4384	E
Omme Lift	2600 R	25.8	85	12.6	1.1	T	200	0.8	1.25	3625	D/E
Omme Lift	Omme 2600RBD	25.8	85	12.6	1.1	T	200	1.25	0.8	3625	n/s
Ruthmann	BLUELIFT SA 26	26	85	14.5	0.99	T	250	1.3	0.7	3350	E
Easy Lift	R260	26	85	13.5	1.4	T	200	2	0.8	4800	n/s
Easy Lift	RA26	26	85	14.5	0.89	T	230	1.4	0.7	3600	G
Easy Lift	RA26HY	26	85	14.5	0.89	T	230	1.4	0.7	3600	E
Teupen	LE027T	27	89	14.4	1.58	T	250	1.2	0.8	4050	n/s
Palfinger	P 270 TJTK	27	89	13.5	1.3	T	230	0.7	1.8	4580	D
Cela	Spyder 270	27	89	11	1.3	T	200	1.4	0.7	n/s	n/s
Palazzani	TSJ 27 C	27	89	13.5	0.98	T	230	1.8	0.7	4580	D/E
Palazzani	TSJ 88 C	27	89	13.5	1.3	T	230	1.8	0.7	4580	D/E
Platform Basket	SPIDER 27.14	27.01	89	15.11	0.89	T	230	0.8	1.8	5200	D
Platform Basket	SPIDER 27.14 E	27.01	89	15.11	1.82	T	230	0.8	1.8	5120	E
Platform Basket	SPIDER 27.14 ED	27.01	89	15.11	0.89	T	230	0.8	1.8	5200	D/E
Omme Lift	2750 RJ	27.2	89	12.6	1.1	T	200	0.8	1.25	3725	E
Omme Lift	2750 RXJ	27.5	90	15.5	1.5	T	250	0.8	1.25	5180	D/E
Omme Lift	Omme 2750RXBDJ	28	92	15.5	1.5	T	250	1.25	0.8	5050	n/s
CMC	S28	28	92	14	0.89	T	230	1.1	0.7	4175	n/s
Cela	DT28 Spyder	28.2	92	14	1.2	T	350	1.8	0.7	4900	E
Multitel	SMX 300	29	95	14.4	1.5	T	270	1.6	0.7	5200	n/s
Palazzani	TSJ 30.1 C	29.2	96	13	0.98	T	230	1.8	0.7	4650	D/E
Omme Lift	3000 R	29.7	97	12.6	1.1	T	200	0.8	1.25	3900	D/E
Omme Lift	Omme 3000 RBD	29.7	97	12.6	1.1	T	200	1.25	0.8	3900	n/s
Omme Lift	Omme 3000RBD	29.7	97	n/s	n/s	T	n/s	n/s	n/s	4250	n/s
Sinoboam	GTSZ30J	30	98	12	1.58	T	200	1.2	0.8	4500	D
Teupen	LE030T	30	98	14	1.58	T	200	1.2	0.8	4300	n/s
Teupen	LE030T plus	30	98	17	1.58	T	400	1.2	0.8	4500	n/s
Easy Lift	R300	30	98	14.5	1.4	T	200	2	0.8	6000	n/s
Multitel	SMX 300 HD	30	98	14.7	n/s	T	270	1.6	0.7	5600	D/E
Palazzani	TSJ 98 C	30	98	13.26	1.3	T	230	1.8	0.7	4650	D/E
Cela	DT30 Spyder	30.2	99	15.5	1.2	T	225	1.8	0.7	5000	E
Easy Lift	RA31	30.2	99	14.5	0.89	T	230	1.4	0.7	4200	n/s

TRACKED PLATFORMS

Manufacturer	Model	Maximum Working Height (m)	Maximum Working Height (ft)	Maximum Horizontal Reach (m)	Travel Width (m)	Tracked or Wheeled (T/W)	Maximum Platform Capacity (kg)	Platform Length (m)	Platform Width (m)	Transport Weight (kg)	Power Source (E/D/LPG)
Platform Basket	SPIDER 30T E	30.2	99	13.6	1.29	T	230	0.7	1.8	4800	E
Platform Basket	SPIDER 30T ED	30.2	99	13.6	1.29	T	230	0.7	1.8	4880	E/D
Platform Basket	SPIDER 30 T	30.3	99	14.2	0.89	T	230	0.8	1.8	4250	D
Platform Basket	SPIDER 30 WE	30.3	99	14	n/s	T	n/s	n/s	n/s	n/s	E
Ruthmann	BLUELIFT SA 31	31	102	17.5	1.01	T	250	1.3	0.7	4700	n/s
Teupen	LE031T	31	102	14.7	1.58	T	250	1.2	0.8	4300	n/s
Omme Lift	3150 RJ	31.1	102	12.6	1.1	T	200	0.8	1.25	4000	E
Falcon Spider	FS 320 C	32	105	15	1.6	T	200	0.8	1.4	5300	n/s
Falcon Spider	FS 320 C Vario	32	105	14.4	1.25	T	200	0.8	1.4	5550	n/s
CMC	S32	32	105	16	1.7	T	220	1.7	0.7	7280	n/s
Palazzani	TZ 108 C	32	105	16.5	1.4	T	250	1.8	0.7	6700	D/E
Palazzani	TZ 330+ C	32	105	15.5	1.1	T	250	1.8	0.7	6500	D/E
Palazzani	XTJ 105 C	32	105	14.5	1.4	T	330	1.8	0.7	5940	D/E
Palazzani	XTJ 32 C	32	105	14.5	1.1	T	330	1.8	0.7	5940	D/E
JLG	X1000AJ	32.31	106	16.51	1.19	T	227	0.71	1.6	7616	n/s
Platform Basket	SPIDER 33.15	32.4	106	15.6	1.39	T	230	0.87	1.63	6800	D
Platform Basket	SPIDER 33.15 ED	32.4	106	15.6	1.39	T	230	0.87	1.63	6800	D/E
JLG	X33J Plus	32.48	107	16	1.6	T	230	0.7	1.6	7616	n/s
Hinowa	Lightlift 33.17 Performance III S	32.6	107	16.5	n/s	T	230	1.6	0.7	7616	D
Falcon Spider	FS 330 Z	33	108	19	1.5	T	200	0.8	1.4	5900	n/s
Falcon Spider	FS 330 Z Vario	33	108	19	1.25	T	200	0.8	1.4	6450	n/s
Teupen	LE035T	35	115	16.9	1.58	T	250	1.2	0.8	6100	n/s
Palazzani	NX 26/28	35	115	15	n/s	T	200	2.2	0.78	9300	n/s
Palfinger	P 350 TJTK	35	115	14.5	1.5	T	230	0.7	1.8	6600	D
Palazzani	TSJ 115 C	35	115	14.5	1.5	T	230	1.8	0.7	6600	D/E
Palazzani	TSJ 35 C	35	115	14.5	1.55	T	230	1.8	0.7	6600	D/E
Palazzani	XTJ 35 C	35	115	17.5	1.5	T	230	2.4	0.7	7800	n/s
Easy Lift	R360	35.4	116	15.5	1.4	T	200	2	0.8	6500	n/s
Teupen	LE036T	35.5	116	13.9	1.58	T	200	1.2	0.8	4900	n/s
Cela	SPYDER 365	36.5	120	15.5	1.5	T	n/s	2.4	0.7	7800	n/s
Cela	Spyder 365	36.5	120	15.5	1.5	T	200	2.4	0.7	7800	E
Omme Lift	Omme 3700RBDJ	36.9	121	14.2	1.5	T	250	1.25	0.8	5500	n/s
Omme Lift	3710 RJ	37	121	13.7	1.5	T	250	0.8	1.25	5700	D/E
Falcon Spider	FS 370 C	37	121	17	n/s	T	200	0.8	1.4	8000	n/s
Palazzani	XTJ 121+ C	37	121	16	1.2	T	230	1.8	0.7	7500	D/E
Palazzani	XTJ 37+ C	37	121	16	1.2	T	230	1.8	0.7	7500	D/E
Palazzani	TSP 38	38	125	15	n/s	T	200	2.2	0.78	9300	n/s
Palfinger	P 390 TJTK	39	128	16.5	1.5	T	230	0.7	1.8	8200	D
Palazzani	TSJ 127 C	39	128	16.2	1.5	T	230	2.4	0.7	8200	D/E
Palazzani	TSJ 39 C	39	128	16.5	1.5	T	230	1.8	0.7	8200	D/E
Teupen	LE040GTX	39.5	130	16	1.58	T	400	1.5	0.8	11900	n/s
Palazzani	TSJ 40	40	131	15	n/s	T	200	2.2	0.78	9000	n/s
CMC	S41	41	134	16	2.1	T	200	2	0.8	13400	n/s
Easy Lift	R420	41.4	136	16.5	1.4	T	230	2	0.8	8500	n/s
Omme Lift	4200 RJ	42	138	15.2	1.75	T	230	0.8	1.25	6900	D/E
Falcon Spider	FS 420 C	42	138	16	n/s	T	200	0.8	1.4	8200	n/s
Omme Lift	Omme 4200RBDJ	42	138	15.2	1.75	T	230	1.25	0.8	6900	n/s
Palfinger	P 430 TJTK	43	141	18	1.8	T	330	0.7	2.4	10900	D
Palazzani	XTJ 140 C	43	141	18	1.8	T	230	2.4	0.7	7500	D/E
Palazzani	XTJ 43+ C	43	141	18	1.3	T	330	2.4	0.7	10900	D/E
Platform Basket	SPIDER 43 T	43.18	142	17.33	1.41	T	330	0.87	2.34	12430	D
Platform Basket	SPIDER 43T ED	43.18	142	17.33	2.2	T	330	0.87	2.34	12570	E/D
Palazzani	XTJ 48 C	48	157	19.5	1.45	T	330	2.4	0.7	13420	n/s
Palfinger	P 480 TJTK	49.2	161	19.3	1.9	T	330	0.7	2.4	13650	D
Palazzani	XTJ 157 C	49.2	161	19.3	1.9	T	230	2.4	0.7	8000	D/E
Palazzani	XTJ 48.1+ C	49.2	161	19.3	1.45	T	330	2.4	0.7	13650	D/E
Teupen	LE050GTX	49.7	163	15.2	1.58	T	400	1.5	0.8	13700	n/s
Teupen	LE050GT	50	164	20	1.58	T	200	1.5	0.8	13500	n/s
Falcon Spider	FS 520 C	52	171	19	n/s	T	200	0.8	1.4	13900	n/s
Palfinger	P 520 TJTK	52	171	19.5	1.9	T	400	0.7	2.4	14000	D
Palazzani	XTJ 170 C	52	171	19.5	1.9	T	230	2.4	0.7	9500	D/E
Palazzani	XTJ 52+ C	52	171	19.5	1.45	T	400	2.4	0.7	14000	D/E

SCISSOR LIFTS

Manufacturer	Model	Maximum Working Height (m)	Maximum Net Load (kg)	Maximum Weight (kg)	Power Source (E/D/LPG)	Maximum Climbing Ability (%)	Platform Length (m)	Platform Width (m)
Lift-A-Loft	MP10 - SPL	3.05	408	1397	E	n/s	2.79	1.52
Lift-A-Loft	SPW11 SPL	3.35	340	3093	E	n/s	2.64	1.19
Custom Equipment	HB-P527	3.4	227	260	E	n/s	0.94	0.56
Custom Equipment	PA-527	3.4	227	261	n/s	n/s	0.94	0.56
Lift-A-Loft	SPN11 - SPL	3.4	317	1705	n/s	n/s	2.54	0.76
AHI	UB6L	3.5	100	135	E	n/s	0.79	0.36
Custom Equipment	HB-P3.6	3.5	227	261	n/s	n/s	0.94	0.56
Mieve	PE-3'7 mini	3.7	160	260	n/s	n/s	0.95	0.7
Lift-A-Loft	SPWAPX12- SPL	3.71	680	3665	E	n/s	2.74	2.41
AHI	UB6	3.8	240	270	E	n/s	1.04	0.57
AHI	UBM6	3.8	200	325	E	n/s	1.04	0.57
Snorkel	S3006P	4	240	310	E	n/s	n/s	n/s
AHI	UB8L	4	100	158	E	n/s	0.79	0.36
Lift-A-Loft	SPN13 - SPL	4.11	226	1850	E	n/s	1.9	0.76
Custom Equipment	PA-827	4.2	250	360	n/s	n/s	0.94	0.56
Custom Equipment	HB-P827	4.3	245.5	360	E	n/s	1.09	0.56
Snorkel	S3008P	4.5	240	350	E	n/s	n/s	n/s
AHI	UB8	4.5	240	315	E	n/s	1.04	0.57
AHI	UBM8	4.5	200	400	E	n/s	1.04	0.57
Mieve	PE-4'5 mini	4.5	160	295	n/s	n/s	0.95	0.7
Custom Equipment	HB-P4.5	4.5	250	351	n/s	n/s	0.94	0.56
Airo	XP5 E	4.55	250	370	n/s	n/s	1.05	0.57
Lift-A-Loft	MP15-10	4.57	454	907	E	n/s	1.91	0.76
Lift-A-Loft	TMP-15	4.57	907	n/s	n/s	n/s	2.74	1.52
Lift-A-Loft	SPN16	4.72	362	1741	E	25	1.91	0.76
Custom Equipment	HB-P1027	4.8	249.5	395	E	n/s	0.93	0.56
Lift-A-Loft	SPW16 - SPL B	4.88	340	2249	E	n/s	2.74	1.12
Lift-A-Loft	APX16	4.88	1360	n/s	n/s	n/s	3.04	1.82
Custom Equipment	HB-1030	4.9	340	577	E	25	1.52	0.63
Custom Equipment	PS-1030	4.9	340	642	n/s	n/s	1.52	0.56
Almac	Bibi 510-A	4.9	200	1200	n/s	n/s	1.15	0.79
Lift-A-Loft	SPWAPX - 16 SPL B	4.93	408	2358	E	n/s	2.71	1.82
Custom Equipment	HB-P5.0	4.95	250	395	n/s	n/s	0.94	0.56
Lift-A-Loft	MSPAPX 16 - SPL B	4.98	453	3447	E	n/s	4.08	1.82
Snorkel	S3010E	5	227	495	E	25	1.09	0.51
Snorkel	S3010P	5	240	370	E	n/s	n/s	n/s
AHI	UB10	5	200	515	E	n/s	1.4	0.65
AHI	UBM10	5	200	580	E	n/s	1.4	0.7
GMG	1030-PA	5	240	465	n/s	n/s	1.15	0.74
Mantall	XE50MINI PLUS	5	240	760	E	25	1.28	0.76
Mantall	XEM50MINI	5	240	465	E	n/s	1.15	0.76
Mantall	XE50MINI	5	240	620	E	25	1.15	0.76
Custom Equipment	PA-1030	5	240	405	n/s	n/s	1.03	0.52
Aichi	SKYTOWER RX05B	5	200	1020	n/s	n/s	1.8	1
Lift-A-Loft	SPWAPX16 SPL	5.05	680	3519	n/s	n/s	n/s	n/s
Lift-A-Loft	SPWAPX - 16 SPL A	5.11	566	3674	E	n/s	3.65	1.52
Imer	Easy Up 5	5.2	200	390	n/s	n/s	1.25	0.63
Imer	Easy Up 5 SP	5.2	150	495	n/s	25	1.25	0.63
Imer	Easy Up 5 Picking	5.2	200	585	n/s	25	0.7	0.62
Airo	XLP5 E	5.34	250	430	n/s	n/s	1.05	0.57
Mieve	PE-5'4 mini	5.4	160	445	n/s	n/s	1.34	0.7
ELS makeine	Junior 5.5	5.5	240	430	n/s	n/s	1.25	0.58
Custom Equipment	HB-1230	5.5	249.5	730	E	25	1.34	0.63
Custom Equipment	ZT-1230	5.5	250	755	n/s	n/s	1.39	0.56
PB	PB ECo S06-7ECS	5.6	240	880	n/s	25	1.29	0.7
Manitou	78 SEC	5.6	227	1503	n/s	25	2.54	0.74
Kreitzler	KIB 08/056	5.6	250	1300	n/s	14	1.65	0.8
LGMG	AS0407	5.6	240	940	n/s	25	n/s	n/s
PB	PB ECo S56-7EL	5.6	230	906	n/s	25	1.35	0.7
LGMG	SS0407E	5.6	240	880	n/s	25	n/s	n/s
LGMG	SS1230E	5.6	240	880	n/s	25	n/s	n/s
Aichi	SV06E1NS	5.72	227	1230	n/s	25	1.77	7
Sinoboomb	GTJZ0407SE	5.8	240	880	E	25	1.34	0.7
GMG	1330-ED Micro	5.8	240	730	n/s	30	1.79	0.74

Manufacturer	Model	Maximum Working Height (m)	Maximum Net Load (kg)	Maximum Weight (kg)	Power Source (E/D/LPG)	Maximum Climbing Ability (%)	Platform Length (m)	Platform Width (m)
Lift-A-Loft	SPW19	5.84	680	1886	E	25	2.21	1.17
AHI	UB12	5.9	200	540	E	n/s	1.4	0.65
AHI	UBM12	5.9	200	605	E	n/s	1.4	0.7
Dingli	JCPT0607DCS	5.9	240	880	E	25	1.29	0.7
Dingli	JCPT0607DCF	5.9	240	890	E	25	1.29	0.7
Dingli	JCPT0607A	5.9	240	530	E	n/s	1.29	0.7
Genie	GS1330m	5.9	227	885	E	25	1.26	0.67
Lift-A-Loft	MP19-15	5.94	680	1070	E	n/s	1.91	0.76
MEC	1330SE	6	240	860	E	25	1.3	0.7
Mantall	XE60MINI PLUS	6	240	645	E	25	1.15	0.76
Mantall	XEM60MINI	6	240	565	E	n/s	1.15	0.76
Mantall	XE60MINI	6	240	645	E	25	1.15	0.76
Lift-A-Loft	SPN20	6.05	317	1986	E	25	1.91	0.76
Custom Equipment	HB-1430	6.1	304	746	E	25	1.52	0.63
Aichi	SV06E1NL	6.1	227	1640	n/s	25	2.2	0.68
Custom Equipment	PS-1430	6.1	303	780	n/s	n/s	1.52	0.56
Lift-A-Loft	APX20	6.1	1360	n/s	n/s	n/s	3.04	1.82
Lift-A-Loft	TMHCL	6.1	4535	n/s	n/s	n/s	6.24	2.28
LGMG	SS0507	6.3	230	970	n/s	25	n/s	n/s
PB	PB ECo S63-8EL	6.3	230	992	n/s	25	1.35	0.7
LGMG	SS0507E	6.3	230	970	n/s	25	n/s	n/s
LGMG	SS1432E	6.3	230	970	n/s	25	n/s	n/s
UpRight	SL 14	6.3	300	n/s	n/s	n/s	1.5	0.65
Genie	GS1530	6.4	272	1233	E	30	1.63	0.74
Genie	GS1532	6.4	272	1269	E	30	1.63	0.74
Mieve	PE-6'4 mini	6.4	160	460	n/s	n/s	1.34	0.7
Lift-A-Loft	SPX - SPL	6.4	907	7892	E	n/s	2.43	1.42
Almac	Bibi 630-BL	6.4	200	1700	n/s	n/s	1.58	1
Imer	IT 4680	6.5	270	1265	n/s	25	1.62	0.78
Imer	IT 4680 M	6.5	250	1500	n/s	25	1.62	0.78
Imer	IT 4680 MC	6.5	250	1500	n/s	25	1.62	0.78
Imer	IM 4680	6.5	230	995	n/s	25	1.63	0.77
Runshare	GTJ205M	6.5	230	1350	E	25	1.71	0.76
GMG	1530-ED Micro	6.5	240	860	n/s	30	1.28	0.76
Imer	IM 4680 MC	6.5	230	1540	E	25	1.63	0.79
Mantall	XE65N	6.5	270	1164	E	30	1.64	0.75
Skyjack	SJ III 3215	6.57	227	1120	n/s	30	1.63	0.66
JLG	1532R	6.57	120/275	1357	E	25	n/s	1.59
Weiss	SAB A-66	6.6	300	1629	n/s	25	0.78	1.9
Weiss	SAB A-66 aqua	6.6	300	1629	n/s	n/s	0.78	1.9
Snorkel	S3215E	6.6	272	1238	E	25	1.64	0.68
Snorkel	S3215L	6.6	304	952	E	25	1.9	0.68
JCB	S1530E	6.6	280	1330	E	30	1.64	0.76
Sinoboom	GTJ20408S	6.6	280	1210	E	30	1.64	0.76
Sinoboom	GTJ20408M	6.6	280	1261	E	30	1.64	0.76
Airo	XS7E	6.7	250	1430	n/s	30	1.65	0.77
Kreitzler	KIB 08/067	6.7	300	2300	n/s	14	2.4	0.8
Kreitzler	KIB 12/067	6.7	500	2250	n/s	14	2.4	1.2
Custom Equipment	ZT-1630	6.7	250	934	n/s	n/s	1.39	0.56
Weiss	SAB AR-66	6.7	300	1590	n/s	100	0.83	1.9
Kreitzler	KIB 08/070	7	250	1450	n/s	14	1.65	0.8
Aichi	SKYTOWER RX07B	7	250	1400	n/s	n/s	1.8	1
Lift-A-Loft	SPW24	7.21	340	2240	E	25	2.21	1.17
Lift-A-Loft	MP24-10	7.21	454	1338	E	n/s	1.91	0.76
Dingli	JCPT0708DCS	7.5	230	1200	E	25	1.37	0.7
Haulotte	OPTIMUM 1931 AC	7.59	227	1270	E	25	1.73	0.74
Genie	GS1930	7.6	227	1498	E	25	1.63	0.74
Haulotte	Optimum 8	7.6	230	1420	n/s	25	1.73	0.68
Genie	GS1932	7.6	227	1503	E	25	1.63	0.74
GMG	1930-ED	7.6	230	1430	n/s	45	2.55	0.74
Lift-A-Loft	MSP25	7.62	1021	3243	Gas/E	15	3.91	1.93
Lift-A-Loft	TMP-25	7.62	680	n/s	n/s	n/s	2.74	1.52
Aichi	SV06ENS	7.7	230	1525	n/s	25	1.81	0.8
Lift-A-Loft	MP25-15	7.7	680	1581	E	n/s	2.57	1.14

SCISSOR LIFTS

Manufacturer	Model	Maximum Working Height (m)	Maximum Net Load (kg)	Maximum Weight (kg)	Power Source (E/D/LPG)	Maximum Climbing Ability (%)	Platform Length (m)	Platform Width (m)
JLG	1930ES	7.72	230	1550	E	25	0.76	1.87
Aichi	SV08CNL	7.77	230	2140	n/s	n/s	2.3	n/s
Aichi	SV08E1NL	7.77	227	2100	n/s	25	2.2	0.68
Skyjack	SJ III 3219	7.79	227	1312	n/s	25	1.63	0.66
JLG	6RS	7.79	230	1565	E	25	0.69	1.82
Snorkel	S3219E	7.79	250	1611	E	25	1.64	0.68
Snorkel	S3019E	7.79	250	1581	E	25	1.69	0.61
Weiss	SAB A-78	7.8	300	1729	n/s	25	0.78	1.9
Snorkel	S1930E	7.8	227	1243	n/s	n/s	0.74	1.56
Snorkel	S1932E	7.8	227	1243	n/s	n/s	0.74	1.56
PB	PB ECo S78-7EC	7.8	230	1415	n/s	25	1.67	0.74
Iteco	IM 5980	7.8	230	1300	n/s	25	1.63	0.77
Iteco	IM 5980 EX	7.8	230	1500	n/s	25	1.63	0.77
PB	PB S 78-7 GEC	7.8	230	990	n/s	25	1.67	0.74
PB	PB S 78-7 HD	7.8	230	1435	n/s	25	1.67	0.74
Weiss	SAB A-78 aqua	7.8	300	1729	n/s	n/s	0.78	1.9
Manitou	100 SEC	7.8	227	1959	n/s	25	3.18	0.81
JLG	1932R	7.8	120/230	1565	E	25	0.65	1.57
MEC	1930SE	7.8	227	1420	E	25	1.7	0.79
Imer	IM 5980 MC	7.8	220	1730	E	25	1.62	0.76
Dingli	JCPT0807HD	7.8	230	1435	E	25	1.67	0.74
Dingli	JCPT0807DC	7.8	230	1415	E	25	1.67	0.74
Sinoboom	GTJZ0608S	7.8	230	1328	E	25	1.64	0.76
Sinoboom	GTJZ0608M	7.8	230	1458	E	25	1.64	0.76
LGMG	AS0607	7.8	230	1560	n/s	25	n/s	n/s
LGMG	AS0607W	7.8	230	1570	n/s	25	n/s	n/s
LGMG	AS0607E	7.8	230	1560	n/s	25	n/s	n/s
Runshare	GTJZ06M	7.8	230	1420	E	25	1.71	0.76
PB	PB ECo S78-7EL	7.8	230	1532	n/s	25	1.63	0.75
Sinoboom	GTJZ0608S-2	7.8	230	n/s	n/s	n/s	n/s	n/s
Mantall	XE80N	7.8	230	1225	E	30	1.64	0.75
LGMG	AS0607WE	7.8	230	1620	n/s	25	n/s	n/s
LGMG	AS1932E	7.8	230	1620	n/s	25	n/s	n/s
LGMG	AS1932	7.8	230	1570	n/s	25	n/s	n/s
LGMG	AS1930	7.8	230	1560	n/s	25	n/s	n/s
LGMG	AS1930E	7.8	230	1560	n/s	25	n/s	n/s
Almac	Bibi 850-HE	7.8	200	1730	n/s	n/s	1.5	0.8
Genie	GS2032	7.9	363	1830	E	30	2.26	0.81
Genie	GS2046	7.9	544	1974	E	30	2.26	1.15
Iteco	IT 5980	7.9	230	1530	n/s	25	1.62	0.78
MEC	Micro 19	7.9	226	1220	E	25	1.4	0.7
LGMG	AS0608	7.9	380	2050	n/s	30	n/s	n/s
PB	PB ECo S80-8EL	7.9	380	2090	n/s	25	2.26	0.81
LGMG	AS2032	7.9	380	2050	n/s	30	n/s	n/s
Almac	Bibi 850-BL	7.9	250	1990	n/s	n/s	1.5	0.78
Almac	Bibi 870-BL	7.9	250	2460	n/s	n/s	1.5	1.2
Aichi	SV08E1WL	7.92	317	2390	n/s	25	2.41	1.17
Weiss	SAB B-80	8	500	2490	n/s	25	1.14	2.5
ELS makeine	EL 8 T	8	350	1730	n/s	23	2.3	0.83
PB	PB ECo S80-8EC	8	380	2125	n/s	25	2.27	0.81
PB	PB S 80-8 HD	8	380	2085	n/s	25	2.27	0.81
Weiss	SAB B-80 aqua	8	500	2490	n/s	n/s	1.14	2.5
Atlas Kompakt	ASL 08	8	n/s	n/s	n/s	n/s	n/s	n/s
Airo	XS8 E Light	8	250	1520	n/s	29	1.65	0.76
Dingli	JCPT0808HD	8	380	2085	E	25	2.27	0.81
Dingli	JCPT0807HDS	8	230	1720	E	25	1.67	0.74
Dingli	JCPT0807DCS	8	230	1720	E	25	1.67	0.74
Dingli	JCPT0808DC	8	380	2125	E	25	2.27	0.81
PB	PB ECo S80-12EL	8	550	2535	n/s	25	2.26	1.15
Mantall	XE80W	8	550	1855	E	30	2.3	1.15
Mantall	XE80C	8	350	1690	E	30	2.25	0.8
Mieve	PE-8R	8	300	1300	n/s	n/s	2.33	1.5
Weiss	SAB AR-78	8	300	1660	n/s	100	0.83	1.9
Airo	XS8 E	8.03	250	1770	n/s	24	1.65	0.77

Manufacturer	Model	Maximum Working Height (m)	Maximum Net Load (kg)	Maximum Weight (kg)	Power Source (E/D/LPG)	Maximum Climbing Ability (%)	Platform Length (m)	Platform Width (m)
Airo	XS8 E Wind	8.03	250	1770	n/s	24	1.65	0.82
Haulotte	COMPACT 2032 E	8.03	349	1655	E	23	2.31	0.81
Aichi	SV06CNL	8.1	360	1810	n/s	28	2.21	0.71
Skyjack	SJ III 3220	8.1	408	1594	n/s	30	2.13	0.71
Skyjack	SJ III 4620	8.1	590	1922	n/s	30	2.13	1.07
JLG	2032ES	8.1	360	1965	E	25	0.76	2.3
Aichi	SV06ENL	8.1	360	1965	n/s	25	2.21	0.8
Snorkel	S3220E	8.1	408	2045	E	25	2.18	0.66
Lift-A-Loft	MSP25 - SPL	8.13	544	5139	E	n/s	3.96	2
Haulotte	Compact 8	8.2	350	1730	n/s	25	2.3	0.8
Kreitzler	KIB 12/082	8.2	400	2800	n/s	14	3	1.2
Haulotte	Compact 8W	8.27	450	1950	n/s	23	2.3	1.2
Airo	X8EN	8.3	400	2000	n/s	26	2.25	0.89
Airo	X8EW Wind	8.3	500	2250	n/s	25	2.25	1.2
JCB	S2032E	8.3	380	1834	E	25	2.25	0.81
JCB	S2046E	8.3	550	2134	E	25	2.25	1.15
Imer	IM 6390	8.3	400	1640	E	25	2.27	0.87
Imer	IM 6390 EX	8.3	350	1940	E	25	2.27	0.87
Sinoboom	GTJZ0608	8.3	380	1770	E	30	2.25	0.81
Sinoboom	GTJZ0612	8.3	550	2070	E	25	2.25	1.15
Snorkel	S2255BE	8.4	420	2760	n/s	35	3.9	1.4
Kreitzler	KIB 08/084	8.45	200	1700	n/s	14	1.65	0.8
Lift-A-Loft	TL 22	8.48	226.8	n/s	n/s	n/s	2.24	1.37
Snorkel	S2255RT	8.5	420	2360	D	35	2.73	1.4
Kreitzler	KIB 08/086	8.6	300	2300	n/s	14	2.4	0.8
Kreitzler	KIB 12/087	8.7	500	2550	n/s	14	2.4	1.2
Holland-Lift	HL-90 TX22	8.8	750	6540	D	35	3.75	1.95
Weiss	SAB A-90	9	250	1934	n/s	23	0.78	1.9
Weiss	SAB A-90 aqua	9	250	1934	n/s	n/s	0.78	1.9
Kreitzler	KIB 12/090	9	500	3500	n/s	14	4	1.2
France Elévateur	AirLift M 9	9.2	400	3	n/s	n/s	3.3	1.85
Imer	IM 7380	9.2	200	1700	n/s	25	1.63	0.77
Weiss	SAB AR-90	9.3	200	1810	n/s	100	0.83	1.9
Airo	XS9 E	9.38	200	2000	n/s	23	1.65	0.77
Lift-A-Loft	MP31-10	9.45	454	1751	E	n/s	2.57	1.14
Mieve	PE-9'5R	9.5	300	1500	n/s	n/s	2.33	1.5
JLG	2632R	9.6	125/230	1955	E	25	0.65	2.13
GMG	2632-ED	9.63	227	2205	n/s	45	3.24	0.8
Lift-A-Loft	MSP31	9.65	680	3470	Gas/E	15	3.91	1.93
Aichi	SV10E1WL	9.68	317	2390	n/s	25	2.41	1.17
Genie	GS2669RT	9.7	680	3768	D	40	2.79	1.6
Genie	GS2669 DC	9.7	680	3442	E	35	2.79	1.5
Genie	GS2669BE	9.7	680	3859	E	35	2.79	1.6
Manitou	120 SE	9.75	318	2781	n/s	25	3.18	1.15
Lift-A-Loft	SPX32	9.75	1361	8073	n/s	10	4.57	2.13
MEC	2684ES	9.75	770	3675	E	40	3.65	2.13
MEC	2684RT	9.75	770	3400	D	45	3.65	1.83
Lift-A-Loft	TMX32-15	9.75	1360	n/s	n/s	n/s	4.57	2.13
Lift-A-Loft	TMX32-20	9.75	1360	n/s	n/s	n/s	6.09	2.13
Aichi	SV08CNL	9.77	230	2140	n/s	28	2.21	0.71
Aichi	SV08ENL	9.77	230	2100	n/s	25	2.21	0.8
Genie	GS2646	9.8	454	2447	E	30	2.26	1.15
Genie	GS2632	9.8	227	1959	E	25	2.26	0.81
Haulotte	COMPACT 2632 E	9.83	227	2190	E	23	2.31	0.81
Weiss	SAB B-99	9.9	500	2694	n/s	25	1.14	2.5
Weiss	SAB B-99 aqua	9.9	500	2694	n/s	n/s	1.14	2.5
Snorkel	S3226E	9.9	250	2045	E	25	2.18	0.66
Snorkel	S4726E	9.9	454	2216	E	25	2.14	1.05
Snorkel	S3326E	9.9	250	2045	n/s	25	2.14	0.71
Manitou	100 SC	9.9	680	3701	n/s	40	2.79	1.6
Kreitzler	KIB 08/099	9.9	200	1850	n/s	14	1.65	0.8
MEC	2659ERT	9.9	450	2270	E	35	2.31	1.17
Sinoboom	GTJZ0818D	9.9	680	3915	D	40	2.8	1.6
JLG	260MRT	9.92	570	3390	n/s	35	1.65	2.59

SCISSOR LIFTS

Manufacturer	Model	Maximum Working Height (m)	Maximum Net Load (kg)	Maximum Weight (kg)	Power Source (E/D/LPG)	Maximum Climbing Ability (%)	Platform Length (m)	Platform Width (m)
JLG	2646ES	9.92	450	2600	E	25	1.12	2.5
Skyjack	SJ 6826 RT	9.92	567	3500	n/s	50	2.44	1.42
Skyjack	SJ III 3226	9.92	227	1890	n/s	30	2.13	0.71
Skyjack	SJ III 4626	9.92	454	2170	n/s	30	2.13	1.07
Aichi	SV08WL	9.92	450	2760	n/s	25	2.41	1.17
Haulotte	COMPACT 2747 E	9.98	454	2331	E	23	2	1.19
UpRight	X 26 UN	10	340	n/s	n/s	n/s	2.21	0.71
Haulotte	Compact 10N	10	230	2160	n/s	23	2.3	0.8
Snorkel	S2632E	10	227	2224	n/s	n/s	0.74	2.31
Snorkel	S2646E	10	454	2359	n/s	n/s	1.14	2.38
Iteco	IT 8151	10	400	2860	n/s	25	2.29	1.46
ELS makeine	EL 10 T	10	240	2200	n/s	23	0.8	2.2
ELS makeine	EL 10	10	450	2350	n/s	23	1.17	2.27
PB	PB ECo S100-8EC	10	230	2180	n/s	25	2.27	0.81
PB	PB ECo S100-12EC	10	450	2655	n/s	25	2.27	1.12
PB	PB S 100-8 HD	10	230	2140	n/s	25	2.27	0.81
PB	PB S 100-12 HD	10	450	2615	n/s	25	2.27	1.12
JLG	2632ES	10	230	2118	E	25	0.76	2.3
Snorkel	S2755BE	10	300	2980	n/s	35	3.9	1.4
Atlas Kompakt	ASL 10	10	n/s	n/s	n/s	n/s	n/s	n/s
MEC	2632SE	10	227	2120	E	25	2.27	0.84
GMG	2646-ED	10	450	2560	n/s	35	3.32	1.15
GMG	2669-RT	10	680	3318	n/s	45	4.32	1.6
Dingli	JCPT1013(OD)	10	450	3120	E	n/s	2.27	1.12
Dingli	JCPT1012HD	10	450	2615	E	25	2.27	1.12
Dingli	JCPT1008HD	10	230	2140	E	25	2.27	0.81
Dingli	JCPT1012DC	10	450	2655	E	25	2.27	1.12
Dingli	JCPT1008DC	10	230	2180	E	25	2.27	0.81
LGMG	AS0808	10	230	2180	n/s	25	n/s	n/s
LGMG	AS0808E	10	230	2180	n/s	25	n/s	n/s
Runshare	GTJZ08	10	230	2010	E	25	2.26	0.82
PB	PB ECo S100-8EL	10	230	2295	n/s	25	2.26	0.81
PB	PB ECo S100-12EL	10	450	2700	n/s	25	2.26	1.15
Mantall	XD100RT	10	567	3280	D	35	2.5	1.6
Mantall	XE100W	10	450	2040	E	30	2.3	1.15
Mantall	XE-100C	10	230	1855	E	25	2.25	0.8
Mantall	XD-100RT	10	567	3680	D	35	2.5	1.6
LGMG	AS0812	10	113	2691	n/s	25	n/s	n/s
LGMG	AS2646	10	113	2691	n/s	25	n/s	n/s
LGMG	AS2632E	10	231	2140	n/s	25	n/s	n/s
Snorkel	SL26SL	10	680	3200	D	50	3.66	1.72
Almac	Bibi 1090-BL	10	300	2900	n/s	25	1.8	1.3
Sinoboom	GTJZ0808	10.1	250	1920	E	25	2.25	0.81
Sinoboom	GTJZ0812	10.1	450	2490	E	25	2.25	1.15
Haulotte	Compact 10	10.14	450	2330	n/s	23	2.3	1.2
Haulotte	Compact 10 DX	10.15	565	3440	n/s	40	2.5	1.54
Skyjack	SJ 7127	10.2	681	4440	n/s	30	2.96	1.62
Haulotte	Compact 10 RTE	10.2	565	3380	n/s	25	2.5	1.54
Weiss	SAB A-102	10.2	250	2150	n/s	23	0.78	1.9
PB	PB S101-12E	10.2	500	2770	n/s	25	2.7	1.19
Airo	X10 EN	10.2	400	2750	n/s	20	2.25	0.89
Airo	X10 EW	10.2	500	2350	n/s	25	2.25	1.2
Airo	X10 EW Wind	10.2	500	2850	n/s	18	2.25	1.2
Weiss	SAB A-102 aqua	10.2	250	2150	n/s	n/s	0.78	1.9
Imer	IM 8290	10.2	300	2000	E	25	2.27	0.87
Imer	IM 8290 EX	10.2	230	2640	E	25	2.27	0.87
Imer	IM 8122	10.2	500	1995	E	25	2.27	1.16
Imer	IM 8122 EX	10.2	500	2425	E	25	2.27	1.16
Snorkel	S2770RT	10.23	580	2800	D	35	2.71	1.65
Snorkel	S2770BE	10.23	580	3099	D/E	35	2.71	1.65
Snorkel	S2755RT	10.4	300	2580	D	35	2.73	1.4
Kreitzler	KIB 18/105 GD4WD	10.6	500	3000	n/s	40	2.4	1.5
Weiss	SAB AR-102	10.6	200	1890	n/s	100	0.83	1.9
Kreitzler	KIB 08/107	10.7	300	3280	n/s	14	2.4	0.8

Manufacturer	Model	Maximum Working Height (m)	Maximum Net Load (kg)	Maximum Weight (kg)	Power Source (E/D/LPG)	Maximum Climbing Ability (%)	Platform Length (m)	Platform Width (m)
Kreitzler	KIB 12/107	10.7	500	2850	n/s	14	2.4	1.2
Kreitzler	KIB 18/107 GD4WD	10.7	500	2000	n/s	40	3	1.5
Kreitzler	KIB 12/108	10.8	400	3300	n/s	14	3	1.2
Kreitzler	KIB 18/109	10.9	1000	3500	n/s	14	3	1.8
MEC	3084ES	11	680	3675	E	40	4.27	2.13
MEC	3084RT	11	680	3400	D	45	4.27	1.83
Snorkel	SL30SL	11	590	3400	D	50	4.23	1.72
Airo	XL11 E	11.2	700	4850	n/s	25	3.5	1.74
Skyjack	SJ8831 RT	11.27	907	4527	n/s	30	3.4	1.7
Kreitzler	KIB 08/113	11.33	200	2350	n/s	14	1.65	0.8
Skyjack	SJ 8831	11.4	909	5684	n/s	30	3.51	1.78
Genie	GS3246	11.5	318	1812	E	25	2.26	1.15
Genie	GS3232	11.5	227	2352	E	25	2.26	0.81
JLG	3246R	11.58	230/320	2454	E	25	1.05	2.13
JLG	3246ES	11.68	320	2870	E	25	1.12	2.5
Aichi	SV10WL	11.7	450	2960	n/s	25	2.41	1.17
Skyjack	SJ 6832 RT	11.75	454	3781	n/s	40	2.44	1.42
Skyjack	SJ III 4632	11.75	317	2300	n/s	25	2.13	1.07
Genie	GS3369RT	11.75	454	3949	D	35	2.79	1.6
Genie	GS3369 DC	11.75	454	3623	E	35	2.79	1.52
JLG	10RS	11.75	320	2750	E	25	1.07	2.16
Skyjack	SJ III 6832 RTE	11.75	454	3781	n/s	45	2.44	1.42
Genie	GS3369BE	11.75	454	3741	E	35	2.79	1.6
Skyjack	SJ 6832 RTE	11.75	454	3778	n/s	45	2.44	1.42
MEC	3259ERT	11.75	340	3150	E	31	2.31	1.17
Snorkel	S3246E	11.8	317	3003	n/s	n/s	1.14	2.38
Weiss	SAB B-118 aqua	11.8	300	3070	n/s	n/s	1.14	2.5
Snorkel	S4732E	11.8	318	2740	E	25	2.4	1.05
Haulotte	COMPACT 3347 E	11.81	299	2470	E	23	2.31	1.19
Haulotte	COMPACT 3368 RT	11.89	454	4111	n/s	40	2.44	1.45
Runshare	GTJZ10	11.9	320	2450	E	25	2.26	1.13
Genie	GS3384RT	11.94	1134	6616	D	50	3.98	1.83
Genie	GS3390RT	11.94	1134	6317	n/s	50	3.98	1.83
Manitou	120 SC	11.96	454	3882	n/s	35	2.79	1.6
Haulotte	Compact 12	12	300	2630	n/s	23	2.3	1.2
Haulotte	H 12 SD	12	900	5400	n/s	n/s	4.92	1.8
Haulotte	H12 SXL	12	700	5700	n/s	40	7.3	1.9
Iteco	IT 10090	12	300	3120	n/s	25	2.26	0.88
Haulotte	H12 SX	12	700	5510	n/s	40	6	1.8
ELS makine	EL 12 C	12	300	1900	n/s	n/s	1.17	2.2
ELS makine	EL 12	12	300	2700	n/s	23	1.17	2.27
PB	PB ECo S120-12EC	12	320	2965	n/s	25	2.27	1.12
PB	PB S 120-12 HD	12	320	2945	n/s	25	2.27	1.12
Atlas Kompakt	ASL 12	12	n/s	n/s	n/s	n/s	n/s	n/s
MEC	3346SE	12	340	2490	E	25	2.3	1.2
JLG	330LRT	12	230	5614	n/s	45	1.79	3.86
GMG	3346-ED	12	350	3110	n/s	30	3.32	1.15
GMG	3369-RT	12	454	3608	n/s	40	4.32	1.6
Imer	IM 10122	12	450	2455	E	25	2.27	1.16
Imer	IM 10122 EX	12	300	2930	E	25	2.27	1.16
Dingli	JCPT1218RT	12	454	4300	D	40	2.88	1.52
Dingli	JCPT1418DC	12	454	4400	E	40	2.88	1.52
Dingli	JCPT1213(OD)	12	400	3280	E	n/s	2.27	1.12
Dingli	JCPT1212HD	12	320	2945	E	25	2.27	1.12
Dingli	JCPT1212DC	12	320	2965	E	25	2.27	1.12
Sinoboom	GTJZ1012	12	320	2570	E	25	2.25	1.15
Sinoboom	GTJZ1018D	12	450	4110	D	35	2.8	1.6
LGMG	AS1012	12	320	2950	n/s	25	n/s	n/s
LGMG	AS1012E	12	320	2950	n/s	25	n/s	n/s
Runshare	GTJZ10RT	12	1150	5850	D	50	3.95	1.83
PB	PB ECo S120-12EL	12	320	3000	n/s	25	1.15	1.15
Mantall	XD120RT	12	454	3880	D	30	2.5	1.6
Mantall	XE120W	12	320	2950	E	30	2.3	1.15
Mantall	XDW-120RT	12	900	6282	D	45	3.9	2.18

SCISSOR LIFTS

Manufacturer	Model	Maximum Working Height (m)	Maximum Net Load (kg)	Maximum Weight (kg)	Power Source (E/D/LPG)	Maximum Climbing Ability (%)	Platform Length (m)	Platform Width (m)
Mantall	XD-120RT	12	454	4280	D	30	2.5	1.6
LGMG	AS3246E	12	320	2950	n/s	25	n/s	n/s
ATN	CX 12	12	230	6900	n/s	45	7.3	n/s
Mieve	EMC PE-12C	12	400	3970	D	35	3	1.5
Almac	Bibi 1270-HE	12	300	3180	n/s	25	2.63	1.15
Iteco	IT 10122	12.02	450	2815	n/s	25	2.26	1.2
JLG	3369LE	12.06	450	4600	E	35	1.65	2.92
JLG	M3369LE	12.06	450	5250	E	35	1.65	2.92
JLG	3394RT	12.06	1020	6600	n/s	45	3.81	2.18
PB	PB S121-12E	12.1	350	2880	n/s	25	2.7	1.19
Snorkel	S3370RT	12.1	450	3620	D	35	2.71	1.65
Snorkel	S3370BE	12.1	450	3919	D/E	30	2.71	1.65
Airo	X12 EN	12.1	300	3430	n/s	23	2.25	0.89
Airo	X12 EW	12.1	450	2820	n/s	26	2.25	1.2
Airo	X12 EW Wind	12.1	300	3320	n/s	23	2.25	1.2
Imer	IM 10090	12.1	300	2850	E	25	2.27	0.87
Haulotte	Compact 12 RTE	12.14	450	3720	n/s	25	2.5	1.54
Haulotte	Compact 12 DX	12.15	450	4060	n/s	40	2.5	1.54
Airo	X12 RTD	12.15	450	4330	n/s	35	2.9	1.8
Airo	X12 RTE	12.15	450	4580	n/s	35	2.4	1.6
Iteco	IT 10180 D	12.2	500	4600	n/s	35	2.55	1.73
Kreitzler	KIB 20/123 GD4WD	12.3	1000	4500	n/s	40	4	2
Kreitzler	KIB 08/124	12.4	300	3800	n/s	14	2.4	0.8
Kreitzler	KIB 18/124 GD4WD	12.4	500	3500	n/s	40	2.4	1.5
Kreitzler	KIB 12/126	12.6	400	3740	n/s	14	2.4	1.2
Skyjack	SJ 7135	12.7	454	4727	n/s	30	2.96	1.62
PB	PB S128-19E HT 4x4	12.8	900	7316	n/s	30	4.11	1.88
PB	PB S128-19EP HT	12.8	900	7860	n/s	20	4.11	1.88
Holland-Lift	HL-130 E12	12.8	650	4780	E	25	3.25	1.17
Holland-Lift	HL-130 E16	12.8	650	4920	E	25	3.25	1.56
Holland-Lift	HL-130 E18	12.8	650	4980	E	25	3.25	1.56
Imer	IM 11180 E	12.8	600	4450	E	n/s	2.7	1.6
Imer	IM 11180 D	12.8	600	4250	D	n/s	2.7	1.6
Imer	IM 11180 DE	12.8	600	4650	E/D	n/s	2.7	1.6
Holland-Lift	HL-130 T22	12.8	500	7020	D	35	3.21	1.74
PB	PB S128-19E HT	12.85	900	7760	n/s	20	4.11	1.88
Kreitzler	KIB 12/129	12.9	500	4000	n/s	14	4	1.2
Kreitzler	KIB 18/129	12.9	1000	3800	n/s	14	4	1.8
PB	PB S131-16E	13	700	5023	n/s	25	3.08	1.58
PB	PB S131-16ES	13	700	5300	n/s	25	3.08	1.58
PB	PB S131-12E	13	700	4549	n/s	25	2.9	1.19
PB	PB S131-12ES	13	700	4540	n/s	25	2.9	1.19
PB	PB S131-19E	13	750	7250	n/s	20	4.11	1.88
PB	PB S131-19EP	13	750	7250	n/s	20	4.11	1.88
PB	PB S131-16ES LP	13.04	500	5530	n/s	25	4.13	1.58
PB	PB S131-19E 4x4	13.25	700	7350	n/s	20	4.11	1.88
Kreitzler	KIB 12/134	13.4	400	4600	n/s	14	3	1.2
Kreitzler	KIB 18/135	13.5	1000	4500	n/s	14	3	1.8
Kreitzler	KIB 20/136 GD4WD	13.65	800	4750	n/s	40	3	1.8
Haulotte	COMPACT 3947 E	13.69	349	3282	E	23	2.31	1.19
Weiss	SAB B-137	13.7	300	3510	n/s	20	1.14	2.5
Genie	GS4047	13.7	350	3221	E	25	2.26	1.15
Weiss	SAB B-137 L	13.7	300	2850	n/s	25	1.14	2.5
Weiss	SAB B-137 aqua	13.7	300	3510	n/s	n/s	1.14	2.5
Haulotte	Compact 14	13.8	350	3170	n/s	23	2.3	0.8
Imer	IT 12151	13.8	300	4400	n/s	25	2.29	1.46
PB	PB S140-12EC	13.8	320	2880	n/s	25	2.27	1.12
PB	PB S 140-12 HD	13.8	320	2870	n/s	25	2.27	1.12
Skyjack	SJ III 4740	13.8	350	2985	n/s	25	2.19	1.06
Skyjack	SJ III 4740 DC	13.8	350	2985	n/s	25	2.19	1.06
MEC	4046SE	13.8	250	3070	E	25	2.3	1.1
Dingli	JCPT1412HD	13.8	320	2840	E	25	2.27	1.12
Dingli	JCPT1412DC	13.8	320	2880	E	25	2.27	1.12
Runshare	GTJZ12	13.8	320	2580	E	25	2.26	1.13

Manufacturer	Model	Maximum Working Height (m)	Maximum Net Load (kg)	Maximum Weight (kg)	Power Source (E/D/LPG)	Maximum Climbing Ability (%)	Platform Length (m)	Platform Width (m)
ISnorkel	S3970RT	13.9	350	3790	D	30	2.71	1.65
Snorkel	S3970BE	13.9	350	4090	D/E	30	2.71	1.65
JCB	S4046E	13.9	320	2996	E	25	2.25	1.15
Imer	IM 12090	13.9	220	3000	E	25	2.27	0.87
Sinoboom	GTJZ1212	13.9	320	2900	E	25	2.25	1.15
Sinoboom	GTJZ1212E-2	13.9	230	n/s	E	n/s	n/s	n/s
JLG	4045R	13.96	250/350	3175	E	25	1.05	2.43
ELS makine	EL 14	14	300	3200	n/s	23	1.17	2.27
Airo	X14 EW	14	400	3365	n/s	23	2.25	1.2
Airo	XL14 E	14	500	5150	n/s	22	3.5	1.74
Airo	X14 RTD	14	400	4530	n/s	30	2.9	1.8
Airo	X14 EN	14	230	3600	n/s	22	2.25	0.89
Airo	X14 RTE	14	400	4780	n/s	35	2.4	1.6
Atlas Kompakt	ASL 14	14	n/s	n/s	n/s	n/s	n/s	n/s
MEC	4069ERT	14	408	4990	E	40	3	1.5
MEC	4069RT	14	408	4990	D	40	3	1.5
Mantall	XD140RT	14	345	4200	D	30	2.5	1.6
Imer	IM 12122	14	350	2920	E	25	2.27	1.16
LGMG	AS1212	14	320	3300	n/s	25	n/s	n/s
LGMG	AS1212E	14	320	3250	n/s	25	n/s	n/s
PB	PB ECo S140-12EL	14	320	3340	n/s	25	2.26	1.15
Mantall	XE140W	14	350	2690	E	30	2.3	1.15
Mantall	XD-140RT	14	345	4600	D	30	2.5	1.6
LGMG	AS4046	14	320	3300	n/s	25	n/s	n/s
LGMG	AS4046E	14	320	3250	n/s	25	n/s	n/s
Almac	Bibi 1470-HE	14	300	3380	n/s	25	2.63	1.14
GMG	4046-ED	14.04	350	3400	n/s	25	3.32	1.15
Airo	XL16 RTD	14.1	700	8000	n/s	40	4.04	1.87
Genie	GS4069RT	14.12	363	5136	D	35	2.79	1.6
Genie	GS4069 DC	14.12	363	4810	E	35	2.79	1.5
Genie	GS4069BE	14.12	363	4893	E	35	2.79	1.6
JLG	4069LE	14.19	360	5300	E	35	1.65	2.92
JLG	M4069LE	14.19	360	5700	E	35	1.65	2.92
Manitou	140 SC	14.2	363	5039	n/s	35	2.79	1.6
GMG	4069-RT	14.2	363	4651	n/s	40	4.32	1.6
Sinoboom	GTJZ1218D	14.2	365	5180	D	35	2.8	1.6
Airo	XL14 RTD	14.23	700	5870	n/s	35	3.5	1.74
Dingli	JCPT1418RT	14.3	363	5050	D	40	2.88	1.52
Dingli	JCPT1218DC	14.3	363	5150	E	40	2.88	1.52
Skyjack	SJ8841 RT	14.32	680	4935	n/s	30	3.4	1.7
Skyjack	SJ 8841	14.5	681	6173	n/s	30	3.51	1.78
Skyjack	SJ 9241	14.5	681	6715	n/s	30	4.27	1.88
Itéco	PE 120	14.6	600	4550	n/s	n/s	3.95	1.88
Itéco	PD/E 120	14.6	600	4750	n/s	n/s	3.95	1.88
Itéco	PD 120	14.6	465	4950	n/s	n/s	3.95	1.88
Genie	GS4390RT	14.75	680	6752	n/s	50	3.98	1.83
Imer	IM 13180 E	14.8	500	4750	E	n/s	2.7	1.6
Imer	IM 13180 D	14.8	500	4650	D	n/s	2.7	1.6
Imer	IM 13180 DE	14.8	500	4850	E/D	n/s	2.7	1.6
Kreitzler	KIB 22/149	14.9	1000	6000	n/s	14	5	1.8
Haulotte	H15 SX	15	700	5900	n/s	n/s	6	1.8
Lifflux	SL 130-20	15	500	7050	n/s	n/s	1.95	3.25
Lifflux	SL 130-20 D	15	500	5350	n/s	n/s	1.95	3.25
Haulotte	H15 SXL	15	500	6530	n/s	40	7.3	1.9
PB	PB S151-19E 4x4	15	500	7310	n/s	30	4.11	1.88
ATN	CX 15	15	700	7300	D	45	4.8	2.22
PB	PB S151-12E	15	550	5400	n/s	25	2.9	1.19
PB	PB S151-12ES	15	550	5940	n/s	25	2.9	1.19
PB	PB S151-16E	15	550	4988	n/s	25	3.08	1.58
PB	PB S151-16ES	15	550	5480	n/s	25	3.08	1.58
Mieve	PE-15	15	500	6600	D	30	3.9	1.88
Kreitzler	KIB 12/150	15	250	4000	n/s	14	2.4	1.2
Dingli	JCPT1523RT	15	680	8200	D	50	3.98	1.83
Runshare	GTJZ13RT	15	680	6350	D	50	3.95	1.83

SCISSOR LIFTS

Manufacturer	Model	Maximum Working Height (m)	Maximum Net Load (kg)	Maximum Weight (kg)	Power Source (E/D/LPG)	Maximum Climbing Ability (%)	Platform Length (m)	Platform Width (m)
Mantall	XDW-150RT	15	680	6950	D	45	3.9	2.18
Weiss	SAB C-151	15.1	500	5750	n/s	25	1.14	2.95
JLG	4394RT	15.11	680	7100	n/s	45	3.81	2.18
JLG	430LRT	15.11	568	7155	n/s	45	1.79	3.86
PB	PB S151-19E	15.3	500	7650	n/s	30	4.11	1.88
PB	PB S151-19EP	15.3	500	7650	n/s	30	4.11	1.88
PB	PB S151-19E HT 4x4	15.44	750	8610	n/s	30	4.11	1.88
PB	PB S151-19E HT	15.44	750	8390	n/s	30	4.11	1.88
PB	PB S151-19EP HT	15.44	750	8410	n/s	30	4.11	1.88
Holland Lift	HL-160 E18	15.5	750	7480	E	25	4.26	1.78
Holland Lift	HL-160 E24	15.5	750	7480	E	25	4.26	2.3
Kreitzler	KIB 22/156 GD4WD	15.6	800	5000	n/s	40	4	2
PB	PB S160-12EC	15.7	200	3150	n/s	25	2.64	1.22
PB	PB S 160-12 HD	15.7	200	3100	n/s	25	2.64	1.22
MEC	4555SE	15.7	227	3260	E	24	2.6	1.1
Holland Lift	HL-160 H20 4WD/P/N	15.7	750	8260	H	25	4.07	1.85
Holland Lift	HL-160 D20 4WD/P/N	15.7	750	8300	D	25	4.07	1.85
Holland Lift	HL-160 E20	15.7	750	7760	E	25	4.07	1.85
Dingli	JCPT1612HD	15.7	200	3130	E	25	2.64	1.12
Dingli	JCPT1614HD	15.7	227	3280	E	25	2.64	1.12
Dingli	JCPT1614DC	15.7	227	3320	E	25	2.64	1.12
Dingli	JCPT1612DC	15.7	200	3180	E	25	2.64	1.12
Holland Lift	HL-160 D24	15.7	750	8260	H	25	4.07	1.85
Holland Lift	HL-160 D24 4WD/P/N	15.7	750	8710	D	30	4.26	2.3
Airo	XL16 E	15.8	500	7050	n/s	22	4.01	1.88
JCB	S4550E	15.8	227	3366	E	25	2.64	0.81
Sinoboom	GTJZ1412	15.8	227	3100	E	25	2.64	0.81
LGMG	AS1412	15.8	320	3300	n/s	25	n/s	n/s
Sinoboom	GTJZ1414	15.8	227	n/s	E	n/s	n/s	n/s
LGMG	AS1413	15.8	200	3500	n/s	25	n/s	n/s
LGMG	AS4650	15.8	200	3500	n/s	25	n/s	n/s
Airo	X16 EW	15.9	250	3600	n/s	23	2.25	1.2
GMG	4646-ED	15.9	230	3717	n/s	25	3.32	1.15
Imer	IM 14122	15.9	250	3000	E	25	2.27	1.16
Kreitzler	KIB 12/160	16	400	4900	n/s	14	3	1.2
Holland Lift	HL-160 E12	16	750	7550	E	25	3.38	1.16
Mantall	XE160W	16	230	3280	E	30	2.3	1.15
Holland Lift	Q-135 DL 24 TR	16	750	10440	D	35	6.07	2.3
Holland Lift	HL-160 T24	16	750	10400	D	35	4.27	2.3
Genie	GS4655	16.02	350	3538	n/s	25	2.88	1.35
Kreitzler	KIB 12/162	16.2	400	5600	n/s	14	4	1.2
Kreitzler	KIB 18/162	16.2	750	4900	n/s	14	4	1.8
Runshare	GTJZ14K	16.26	320	4100	D	20	2.93	1.52
Kreitzler	KIB 20/163	16.3	750	6300	n/s	14	3	2
Kreitzler	KIB 22/164 GD4WD	16.4	750	5250	n/s	40	3	2
PB	PB S171-16E	17.03	400	5512	n/s	25	3.08	1.58
Skyjack	SJ9250 RT	17.07	680	6895	n/s	30	4.27	1.88
PB	PB S171-12E	17.1	400	5370	n/s	25	2.9	1.19
PB	PB S171-12ES	17.1	400	5710	n/s	25	2.9	1.19
PB	PB S171-16ES	17.1	400	5984	n/s	25	3.08	1.58
Skyjack	SJ 9250	17.2	681	7407	n/s	30	4.47	1.88
Weiss	SAB C-175	17.5	500	6050	n/s	25	1.14	2.95
PB	PB S175-19E 4x4	17.8	500	9030	n/s	30	4.11	1.88
Genie	GS5390RT	17.95	680	7639	n/s	40	3.9	1.83
Haulotte	H18 SXL	18	500	7490	n/s	40	7.3	1.9
Haulotte	H18 SX	18	500	7300	n/s	40	6	1.8
Mieve	PE-18	18	500	7900	D	30	3.9	1.88
Dingli	JCPT1823RT	18	680	9190	D	40	3.98	1.83
LGMG	SR1623	18	680	8100	n/s	40	3.89	1.83
Runshare	GTJZ16RT	18	680	7850	D	40	3.95	1.83
Mantall	XDW-180RT	18	680	8700	D	40	3.9	2.18
LGMG	SR5390	18	680	8100	n/s	40	3.89	1.83
PB	PB S175-19E	18.1	500	8810	n/s	30	4.11	1.88
PB	PB S175-19EP	18.1	500	8810	n/s	30	4.11	1.88

Manufacturer	Model	Maximum Working Height (m)	Maximum Net Load (kg)	Maximum Weight (kg)	Power Source (E/D/LPG)	Maximum Climbing Ability (%)	Platform Length (m)	Platform Width (m)
JLG	530LRT	18.15	680	7995	n/s	45	1.91	4.06
Sinoboom	GTJZ1623D	18.2	680	8780	D	40	3.98	1.83
Holland Lift	HL-190 E20	18.6	550	8660	E	25	4.07	1.85
Holland Lift	HL-190 D20 4WD/P/N	18.6	550	8410	D	25	4.07	1.85
Holland Lift	HL-190 H20 4WD/P/N	18.6	550	9950	H	25	4.07	1.85
Holland Lift	HL-190 E25	18.7	1000	11670	E	25	4.5	2.3
Kreitzler	KIB 22/188 GD4WD	18.8	750	8000	n/s	40	4	2
Holland Lift	HL-190 E12	18.8	500	7985	E	25	3.38	1.16
Holland Lift	HL-190 D25	18.9	550	8410	D	25	4.07	1.85
Iteco	IT 17210 D	19	540	8900	n/s	45/30	3.8	2
Iteco	IT 17210 E	19	540	8900	n/s	45/30	3.8	2
Kreitzler	KIB 20/190	19	500	7500	n/s	14	3	2
Kreitzler	KIB 22/190	19	500	8000	n/s	14	5	1.8
Kreitzler	KIB 24/190 GD4WD	19	500	7500	n/s	40	3	2
Imer	IT 17220 E	19	540	8600	E	45	3.9	2
Imer	IT 17220 D	19	540	8300	D	45	3.9	2
Airo	XL19 E	19.26	500	9645	n/s	20	4.01	1.88
Airo	XL19 RTD	19.28	500	9520	n/s	40	4.04	1.88
Kreitzler	KIB 12/195	19.5	400	9500	n/s	14	4	1.2
Kreitzler	KIB 18/195	19.5	750	6900	n/s	14	4	1.8
PB	PB S195-12E	19.6	600	8820	n/s	25	3.98	1.19
PB	PB S195-12ES	19.6	600	9360	n/s	25	3.98	1.19
Weiss	SAB C-200	20	400	6400	n/s	25	1.14	2.95
MEC	6092RT	20.2	540	9880	D	40	5.3	1.9
Mieve	PE-21	21	500	10200	D	30	3.9	1.88
Holland Lift	HL-220 H25 4WD/P/N	21.7	750	13800	H	30	4.5	2.3
Holland Lift	HL-220 E12	21.7	500	9120	E	25	3.38	1.16
Holland Lift	HL-220 E25	21.7	750	11670	E	25	4.5	2.3
Holland Lift	HL-220 D25 4WD/P/N	21.9	750	11990	D	30	4.5	2.3
Kreitzler	KIB 25/220 GD4WD	22	750	10000	n/s	40	4	2
Dingli	JCPT2223RTA	22	750	12040	D	30	4.35	1.85
Dingli	JCPT2212HD	22	450	9755	E	25	3.98	1.19
JLG	Liftlux 203-24	22.3	750	11400	n/s	25	2.3	4.35
PB	PB S225-24DS	22.3	750	12030	n/s	30	4.5	2.36
PB	PB S225-24DS 4x4	22.3	750	12160	n/s	30	4.5	2.36
PB	PB S225-24ES 4x4	22.3	750	14030	n/s	30	4.5	2.36
PB	PB S225-12E	22.5	450	9750	n/s	25	3.98	1.19
PB	PB S225-12ES	22.5	450	10290	n/s	25	3.98	1.19
Kreitzler	KIB 12/228	22.8	400	15000	n/s	14	4	1.2
Kreitzler	KIB 20/228	22.8	500	9500	n/s	14	4	2
JLG	Liftlux 210-25	23	1000	15000	n/s	30	2.5	5.35
Holland Lift	HL-235 D25 4WD/P/N	23.2	1000	17950	D	25	5.22	2.4
Kreitzler	KIB 22/236	23.6	400	10000	n/s	14	5	1.8
PB	PB S240-24D 4x4	23.9	1000	21500	n/s	30	5.73	2.4
PB	PB S240-24E 4x4	23.9	1000	23990	n/s	30	5.73	2.4
Mieve	PE-25	25	500	19500	D	30	5.5	2.15
Kreitzler	KIB 12/258	25.8	500	24000	n/s	14	6.5	1.2
Kreitzler	KIB 25/258	25.8	1000	19000	n/s	14	6.5	2
Kreitzler	KIB 25/258 GD4WD	25.8	1500	20400	n/s	40	6.5	2
JLG	Liftlux 245-25	26.5	750	16300	n/s	25	2.5	5.35
PB	PB S275-24DS	27.2	900	22130	n/s	n/s	6.15	2.4
Holland Lift	HL-275 E25 4WD/P/N	27.2	1000	24980	E	25	6.15	2.35
PB	PB S270-24D 4x4	27.3	1000	25320	n/s	30	5.73	2.4
PB	PB S270-24E 4x4	27.3	1000	26890	n/s	30	5.73	2.4
PB	PB S275-14E	27.45	900	22570	n/s	25	6.15	1.2
PB	PB S275-14ES	27.45	900	22570	n/s	25	6.15	1.2
PB	PB S275-18E	27.5	900	23000	n/s	n/s	6.15	1.8
PB	PB S275-18ES	27.5	900	23000	n/s	n/s	6.15	1.8
PB	PB S275-24E	27.5	900	24500	n/s	n/s	6.15	2.25
PB	PB S275-24ES	27.5	900	24500	n/s	n/s	6.15	2.4
Holland Lift	HL-275 D25 4WD/P/N	27.5	1000	21910	D	30	6.15	2.5
Holland Lift	HL-275 H25	27.5	1000	24980	H	25	6.15	2.35
PB	PB S275-14ES 4x4	27.5	900	22570	n/s	25	6.15	1.2
PB	PB S275-18ES 4x4	27.5	900	23000	n/s	25	6.15	1.8

SCISSOR LIFTS

Manufacturer	Model	Maximum Working Height (m)	Maximum Net Load (kg)	Maximum Weight (kg)	Power Source (E/D/LPG)	Maximum Climbing Ability (%)	Platform Length (m)	Platform Width (m)
PB	PB S275-24ES 4x4	27.5	900	24500	n/s	25	6.15	2.25
Kreitzler	KIB 22/280	28	400	15000	n/s	14	5	1.8
Holland Lift	HL-285 E13 4WDS	28.25	750	18770	E	25	5.21	1.3
Holland Lift	HL-285 E13 4WDS/N	28.25	750	19370	E	25	5.21	1.3
Kreitzler	KIB 12/315	31.5	500	28500	n/s	14	6.5	1.2
Kreitzler	KIB 25/315	31.5	1000	23650	n/s	14	6.5	2
Kreitzler	KIB 25/315 GD4WD	31.5	1000	25000	n/s	40	6.5	2
PB	PB S320-24DS	31.8	750	23350	n/s	n/s	6.15	2.4
PB	PB S320-14ES 4x4	31.87	750	23790	n/s	25	6.15	1.2
PB	PB S320-14E	32.14	750	23790	n/s	n/s	6.15	1.2
PB	PB S320-14ES	32.14	750	23790	n/s	n/s	6.15	1.2
PB	PB S320-18E	32.14	750	24000	n/s	n/s	6.15	1.8
PB	PB S320-18ES	32.14	750	24220	n/s	n/s	6.15	1.8
PB	PB S320-18ES 4x4	32.14	750	24220	n/s	25	6.15	1.8
PB	PB S320-24ES 4x4	32.14	900	26500	n/s	25	6.15	2.25
PB	PB S320-24E	32.15	900	26500	n/s	n/s	6.15	2.4
PB	PB S320-24ES	32.15	900	26500	n/s	n/s	6.15	2.4
Holland Lift	HL-330 E14 4WDS/N	33.05	600	23950	E	25	6.4	1.2
Holland Lift	HL-340 D30 4WDS/N	33.7	1000	31200	D	35	6.66	2.8
Holland Lift	HL-340 E30 4WDS/N	33.7	1000	34850	E	25	6.66	2.8
Kreitzler	KIB 12/373	37.3	500	33000	n/s	14	6.5	1.2
Kreitzler	KIB 25/373	37.3	800	25000	n/s	14	6.5	2
Kreitzler	KIB 25/373 GD4WD	37.3	1000	30000	n/s	40	6.5	2
Kreitzler	KIB 32/430	43	1000	29500	n/s	14	8	2.5



TRAXTER®

MEWP Tyres by Trident

Comprehensive Tyre Solutions for
Boom Lifts | Rough Terrain Scissors | Telehandlers | Scissor Lifts

Ex Stock availability of Tyres, Wheels & Assemblies for all makes and models

- ▶ Ready to Fit Solid Tyres & Wheel Assemblies
- ▶ Ready to Fit Foam Filled Assemblies
- ▶ Non-marking Wheels for Scissor Lifts
- ▶ Consolidated Shipments
- ▶ Wheel Exchange Program



INDIA : Survey No. 70/A, Rashmi Industrial Estate, Wanawadi, Pune - 411 040, India Phone : +91 20 71199100, Fax : +91 20 71199199 Email : exports@trident-intl.com

www.trident-intl.com





PLATFORM

B A S K E T

RAISING THE STANDARDS



www.platformbasket.com

VERTICAL PERSONNEL LIFTS

Manufacturer	Model	Maximum Working Height (m)	Maximum Working Height (ft)	Maximum Platform Capacity (kg)	Platform Height (m)	Platform Width (m)	Transport Weight (kg)
Leader	ML 5	1.5	4.92	450	n/s	n/s	98
Leader	ML 10	3	9.84	450	n/s	n/s	118
JLG/Power Towers	Pecolift	3.5	11.48	150	0.72	0.6	185
JLG/Power Towers	Pecolift WR	3.5	11.48	150	0.72	0.6	240
Lift-A-Loft	Vertex	3.61	11.84	226	0.96	0.73	1247
Crown	Wav 50-84	4.1	13.45	205	0.45	0.5	500
JLG/Power Towers	Ecolift	4.2	13.78	150	0.85	0.64	305
JLG/Power Towers	Ecolift WR	4.2	13.78	150	0.85	0.64	335
Bravi	Bravi Lite	4.2	13.78	180	0.68	1.10	398
Bravi	Spingo	4.2	13.78	130	0.68	1.1	280
Leader	ML 15	4.5	14.76	360	n/s	n/s	144
JLG/Power Towers	Nano Push	4.5	14.76	200	1	0.73	285
JLG/Power Towers	Nano Sp	4.5	14.76	200	1.5	0.72	500
JLG/Power Towers	Nano Sp Plus	4.5	14.76	200	2	0.72	540
JLG/Power Towers	Nano Sp Zero	4.5	14.76	200	1	0.73	456
Faraone	Elevah 47	4.7	15.42	100	0.66	0.66	260
Kreitzler	KIB 12/047 T	4.7	15.42	300	1.2	3	3300
Lift-A-Loft	VAL15-28	4.7	15.42	136	0.81	0.66	1496
Bravi	Leonardo	4.9	16.07	180	0.68	1.09	495
Airo	V5 E	4.9	16.07	120	n/s	n/s	405
Bravi	Leonardo HD	4.9	16.07	180	0.68	1.12	510
Bravi	Leonardo Outdoor	4.9	16.07	180	0.68	1.09	550
Bravi	Leonardo HD Outdoor	4.9	16.07	180	0.68	1.12	550
Bravi	Solo Gyps	4.9	16.07	40		3.65	45
Kuli	KB 5	5	16.4	150	0.85	0.6	470
Kuli	KBE 5	5	16.4	150	0.85	0.6	680
Crown	Wav 50-118	5	16.4	205	0.45	0.5	590
Crown	Wav 60	5	16.4	205	0.45	0.5	645
JLG	10MSP	5.05	16.56	160	0.5	0.69	555
Faraone	Elevah 50	5.1	16.73	200	0.66	0.66	206
Faraone	Elevah 50 F	5.1	16.73	200	0.66	0.66	168
Faraone	Elevah 50 Move	5.1	16.73	200	0.66	0.66	285
Faraone	Elevah 51 Move Picking	5.1	16.73	200	0.66	0.66	330
Faraone	Elevah 53	5.1	16.73	200	0.66	0.66	160
Faraone	PK 50 S	5.1	16.73	200	n/s	n/s	290
JLG/Power Towers	Power Tower	5.1	16.73	250	1.5	0.75	342
Bravi	Sprint	5.4	17.71	130	0.68	1.12	680
Genie	GR12 Runabout	5.45	17.88	227	0.89	0.75	717
Genie	QS12 Quickstock R	5.45	17.88	227	0.89	0.73	730
Mantall	IMP-55	5.5	18.04	230	0.9	0.75	716
Airo	V6 E	5.5	18.04	120	0.78	1.18	780
Snorkel	M1230E	5.6	18.37	227	0.74	0.96	780
Snorkel	TM12	5.6	18.37	227	0.74	0.96	830
Haulotte	STAR 13 Picking	5.64	18.5	210	0.76	0.92	890
Haulotte	STAR 13	5.64	18.5	230	0.76	1.37	890
Skyjack	SJ 12	5.65	18.53	227	0.85	0.69	864
Snorkel	TM12E	5.65	18.53	227	0.74	0.96	884
Genie	GRC12 Runabout	5.66	18.56	227	0.99	0.75	948
JLG	1230ES	5.66	18.56	230	1.26	0.69	790
Lift-A-Loft	MCL-19.04	5.79	18.99	226	0.76	2.59	3331
Haulotte	Star 6	5.8	19.02	230	1.38	0.77	835
Haulotte	STAR 6 Crawler	5.8	19.02	200	1	0.76	1050
Haulotte	STAR 6 Picking	5.8	19.02	210	0.76	0.92	890
Lift-A-Loft	AMV36-19	5.87	19.25	226	0.91	0.91	2476
Ahi	UGM12	5.9	19.35	200	0.68	0.66	800
Leader	ML 20	5.9	19.35	360	n/s	n/s	184
Faraone	PK 60	6	19.68	200	1.25	0.78	365
JLG-Toucan	Toucan-DUO	6	19.68	200	0.75	0.65	1000
Haulotte	Star 6 P	6	19.68	230	0.7	0.8	820
Kreitzler	KIB 12/060 T	6	19.68	300	1.2	3	3600
Faraone	Elevah 61	6.1	20.01	200	0.66	0.66	219
JLG-Toucan	T20E	6.14	20.14	227	0.88	0.84	2431
Böcker	PHC-XK 650	6.38	20.93	135	n/s	n/s	388
ALP-Lift	PHC 650	6.5	21.32	140	0.67	0.67	258

VERTICAL PERSONNEL LIFTS

Manufacturer	Model	Maximum Working Height (m)	Maximum Working Height (ft)	Maximum Platform Capacity (kg)	Platform Height (m)	Platform Width (m)	Transport Weight (kg)
Böcker	PHC 650	6.5	21.32	140	n/s	n/s	256
Kuli	KA 6	6.5	21.32	300	1.17	0.85	620
Mantall	IMP-65	6.5	21.32	230	0.9	0.75	993
PB	PB David 65	6.5	21.32	250	0.75	1.36	995
Genie	GR15 Runabout	6.52	21.39	227	0.89	0.75	994
Genie	QS15 Quickstock R	6.52	21.39	227	0.89	0.73	1007
Faraone	Elevah 65 E-Move	6.6	21.65	200	0.66	0.66	620
Faraone	Elevah 65 Move	6.6	21.65	200	0.66	0.66	580
Faraone	Elevah 65 Picking	6.6	21.65	200	0.66	0.66	580
Bravi	Lui 460	6.6	21.65	280	0.68	2.38	1250
Haulotte	QuickUp 7	6.7	21.98	200	0.68	0.66	315
Haulotte	QuickUp 7	6.7	21.98	200	0.68	0.66	357
Kuli	KF 6	6.7	21.98	300	1.17	0.85	725
TKD	16 A	6.7	21.98	181	n/s	n/s	324
JLG	15MVL	6.71	22.01	230	0.66	1.25	n/s
Snorkel	TM16E	6.71	22.01	227	0.97	0.74	1070
Skyjack	SJ 16	6.75	22.14	227	0.85	0.69	971
Lift-A-Loft	AMR40-18	6.83	22.4	226	0.96	0.91	3565
Ahi	UG18	7	22.96	200	0.68	0.66	315
Ahi	UGM16	7	22.96	200	0.68	0.66	850
Manitou	90 V'Air	7	22.96	230	n/s	n/s	2710
Lift-A-Loft	AMV36-23	7.09	23.26	226	0.91	0.91	3011
Faraone	Elevah 70	7.2	23.62	200	0.66	0.66	357
Lift-A-Loft	MCL-24.04	7.32	24.01	226	0.76	2.59	3402
Leader	ML 25	7.4	24.27	360	n/s	n/s	204
Lehmann	XXL 750	7.5	24.6	200	2	0.9	3000
Kreitzler	KIB 12/075 T	7.5	24.6	300	1.2	3	3900
PB	PB David 75	7.5	24.6	250	0.75	1.36	1020
JLG	19AMI	7.62	24.99	159	0.71	0.66	513
Böcker	PHC-XK 800	7.65	25.09	135	n/s	n/s	438
Faraone	Elevah 80 E-Move	7.7	25.26	200	0.66	0.66	680
Genie	GR20J	7.7	25.26	200	0.75	0.9	2250
Lift-A-Loft	AMR40-22	7.77	25.49	226	0.99	0.91	4100
Kuli	KA 8	7.8	25.58	300	1.17	0.85	650
UpRight	UL 20	7.8	25.58	154	0.66	0.66	293
Haulotte	STAR 20	7.82	25.65	200	0.79	1.37	1170
JLG	20MVL	7.98	26.17	160	0.66	0.66	1090
Böcker	PHC 800	8	26.24	140	n/s	n/s	278
Böcker	PHC-HI 800	8	26.24	140	n/s	n/s	672
Dingli	AMWP8-1000	8	26.24	150	0.78	0.7	954
Dingli	AMWP8-1100	8	26.24	150	0.78	0.7	1120
Dingli	AWP8-1000	8	26.24	150	0.69	0.66	328
Dingli	GTWY8-1000	8	26.24	150	0.66	0.69	380
Dingli	GTWY8-1200	8	26.24	150	0.69	0.6	366
Dingli	GTWY8-2000	8	26.24	300	1.21	0.6	600
Faraone	ZP 8	8	26.24	120	0.66	0.66	300
Kuli	KF 8	8	26.24	300	1.17	0.85	755
Leader	AP 20	8	26.24	159	0.69	0.66	348
Leader	SP 20	8	26.24	150	0.69	1.13	850
Mantall	IMP-80	8	26.24	160	0.9	0.75	1110
Mantall	IMP-80J	8	26.24	200	0.91	0.85	2800
Snorkel	SPM20	8	26.24	150	0.7	0.78	850
Lehmann	EMU ST-K 803	8	26.24	200	0.9	0.7	3000
Manitou	80 VJR Evolution	8	26.24	200	0.75	0.9	2250
Haulotte	Star 8 S	8	26.24	200	1.38	0.77	1150
Mantall	AMP-20	8	26.24	159	0.68	0.69	405
Genie	GR20 Runabout	8.02	26.31	159	0.89	0.75	1112
Genie	QS20 Quickstock R	8.02	26.31	159	0.89	0.75	1124
JLG	T26E	8.05	26.4	227	0.84	0.73	3100
Ahi	UE20	8.1	26.57	159	0.68	0.66	320
Ahi	UG20	8.1	26.57	159	0.68	0.66	340
Ahi	UGM20	8.1	26.57	200	0.68	0.66	900
Ahi	UT20	8.1	26.57	200	1.5	0.7	500
Haulotte	QuickUp 8	8.1	26.57	159	0.68	0.66	382

VERTICAL PERSONNEL LIFTS

Manufacturer	Model	Maximum Working Height (m)	Maximum Working Height (ft)	Maximum Platform Capacity (kg)	Platform Height (m)	Platform Width (m)	Transport Weight (kg)
ATN	Piaf 810	8.1	26.57	200	0.9	0.8	2200
Airo	V8 E	8.1	26.57	200	0.99	0.8	2720
Genie	AWP 20 NB	8.12	26.63	159	0.66	0.51	299
Genie	AWP 20 RT	8.12	26.63	159	0.69	0.66	299
Genie	AWP 20 S	8.12	26.63	159	0.69	0.66	307
JLG	Toucan 8 E	8.15	26.73	200	0.9	0.85	2120
JLG	Toucan 8E XL	8.15	26.73	200	0.9	1.1	2340
JLG	Toucan 8E-L	8.2	26.9	200	0.85	0.92	1860
JLG	Toucan 8E	8.2	26.9	200	0.85	0.92	2100
JLG	20AM	8.22	26.96	160	0.66	0.66	360
Genie	IWP 20 S	8.42	27.62	159	0.69	0.66	556
Bravi	Lui s.i. 900	8.5	27.88	310	1.1	1.6	1550
PB	PB David 85	8.5	27.88	250	0.9	1.88	1475
Haulotte	Star 22 J	8.59	28.18	227	0.79	0.99	2839
Haulotte	Star 8 J	8.7	28.54	200	0.78	0.98	2585
ATN	PIAF 880R	8.8	28.86	200	0.93	0.8	2600
Airo	V9 E	8.9	29.19	265	0.8	0.9	2730
Böcker	PHC-XK 940	8.92	29.26	136	n/s	n/s	457
Kuli	KA 9	9	29.52	300	1.17	0.85	690
Lift-A-Loft	MCL30.05	9.07	29.75	226	0.76	2.59	3796
Lift-A-Loft	MCL30.04	9.17	30.08	226	0.76	2.59	3501
Ahi	UT23	9.2	30.18	200	1.5	0.7	540
Kuli	KF 9	9.2	30.18	300	1.17	0.85	800
Böcker	PHC-HI 940	9.4	30.83	140	n/s	n/s	699
Leader	AP 25	9.4	30.83	159	0.69	0.66	371
Genie	IWP 25 S	9.44	30.96	159	0.69	0.66	577
Böcker	PHC 940	9.45	31	140	n/s	n/s	300
Ahi	UG25	9.5	31.16	159	0.68	0.66	360
Dingli	AMWP9.5-1000	9.5	31.16	125	0.78	0.7	1190
Genie	AWP 25 RT	9.5	31.16	159	0.69	0.66	315
Haulotte	QuickUp 9	9.5	31.16	159	0.68	0.66	402
Leader	SP 25	9.5	31.16	125	0.69	1.13	880
Genie	AWP 25 NB	9.57	31.39	159	0.66	0.51	315
Genie	AWP 25 S	9.57	31.39	159	0.69	0.66	330
Ahi	UE25	9.6	31.49	159	0.68	0.66	350
Snorkel	UL25AC	9.6	31.49	159	0.56	0.66	390
Snorkel	UL25DC	9.6	31.49	159	0.56	0.66	420
Snorkel	UL25	9.6	31.49	159	0.66	0.56	390
JLG	25AM	9.67	31.72	160	0.74	0.66	395
Leader	APD 25	9.7	31.82	340	1.83	0.7	693
Haulotte	STAR 26 J	9.78	32.08	227	0.79	0.99	2903
JLG-Toucan	T32E	9.83	32.24	227	1.05	0.7	4300
Genie	GR26J	9.85	32.31	200	0.9	0.75	2650
Manitou	100 VJR	9.85	32.31	200	n/s	n/s	2650
Airo	V10 E	9.86	32.34	200	0.99	0.8	2770
Manitou	100 VJR Evolution	9.9	32.47	200	0.75	0.9	2650
ATN	PIAF 10RE	9.92	32.54	200	0.93	0.8	2850
Ahi	UT26	10	32.8	200	1.5	0.7	580
Dingli	AWP10-1000	10	32.8	150	0.69	0.66	376
Dingli	GTWY10-1000	10	32.8	125	0.66	0.69	404
Dingli	GTWY10-1200	10	32.8	150	0.69	0.6	414
Dingli	GTWY10-2000	10	32.8	300	1.21	0.6	624
Faraone	ZP 10	10	32.8	120	0.66	0.66	340
Kuli	KA 10	10	32.8	300	1.17	0.85	735
Lehmann	XXL 1000	10	32.8	200	2	0.9	3000
Mantall	IMP-100J	10	32.8	200	0.91	0.85	2870
Snorkel	PAM26AC	10	32.8	125	0.6	0.6	340
Lehmann	EMU ST-K 1003	10	32.8	225	0.9	0.7	3000
Haulotte	Star 10	10	32.8	200	0.78	0.98	2677
Haulotte	Star 10 J	10	32.8	200	0.78	0.98	2677
GMG	VM26-J	10	32.8	200	0.91	0.85	2905
Mantall	ASP-26	10	32.8	136	0.68	0.68	540
Mantall	AMP-26	10	32.8	159	0.68	0.69	430
ATN	PIAF 1000R	10.04	32.93	200	0.93	0.8	2980

VERTICAL PERSONNEL LIFTS

Manufacturer	Model	Maximum Working Height (m)	Maximum Working Height (ft)	Maximum Platform Capacity (kg)	Platform Height (m)	Platform Width (m)	Transport Weight (kg)
JLG	Toucan 10 E	10.1	33.13	200	0.7	0.9	2990
JLG	Toucan 10E	10.1	33.13	200	0.7	0.9	2980
JLG	Toucan 10E-L	10.1	33.13	200	0.7	0.9	2600
Kuli	KF 10	10.3	33.78	300	1.17	0.85	850
Kuli	KF 12	10.3	33.78	300	1.17	0.85	1100
Sinoboom	GTTZ10EJ	10.3	33.78	200	0.78	0.99	2678
Airo	V11 E	10.45	34.28	265	0.8	0.9	2860
ALP-Lift	PHC 1000 EU	10.5	34.44	140	0.67	0.67	548
Böcker	PHC 1000 EU	10.5	34.44	140	n/s	n/s	218
ALP-Lift	PHCHI 1100	10.8	35.42	140	0.67	0.67	826
Böcker	PHC-HI 1100	10.8	35.42	140	n/s	n/s	814
Haulotte	QuickUp 11	10.8	35.42	159	0.68	0.66	422
Leader	AP 30	10.8	35.42	159	0.69	0.66	393
Böcker	PHC 1100	10.85	35.59	140	n/s	n/s	332
Ahi	UG30	10.9	35.75	159	0.68	0.66	380
ATN	PIAF 1100R	10.92	35.82	200	0.93	0.8	3280
Genie	AWP 30 NB	11	36.08	159	0.66	0.51	331
Genie	AWP 30 RT	11	36.08	159	0.69	0.66	331
Genie	AWP 30 S	11	36.08	159	0.69	0.66	352
Leader	APD 30	11	36.08	340	1.83	0.7	738
Genie	IWP 30 S WB	11.1	36.41	159	0.69	0.66	553
JLG	30AM	11.14	36.54	135	0.66	0.66	430
Dingli	AMWP11.5-8100	11.2	36.74	200	0.62	0.87	2950
PB	PB MB112-10EC	11.2	36.74	200	0.87	0.62	2950
PB	PB MB112-10EC	11.2	36.74	200	0.62	0.87	2950
Ahi	UE32	11.7	38.38	136	0.68	0.66	430
Snorkel	UL32AC	11.7	38.38	136	0.56	0.66	435
Snorkel	UL32DC	11.7	38.38	136	0.56	0.66	465
Snorkel	UL32	11.7	38.38	136	0.66	0.56	435
JLG	Toucan 12E	11.83	38.8	200	1.05	0.7	4300
ATN	PIAF 12RE	11.83	38.8	200	0.93	0.8	4350
Kuli	KA 12	11.9	39.03	300	1.17	0.85	895
Böcker	PHC 1200	12	39.36	135	n/s	n/s	356
Dingli	AWP12-1000	12	39.36	150	0.69	0.66	394
Dingli	GTWY12-1000	12	39.36	125	0.66	0.69	445
Dingli	GTWY12-1200	12	39.36	150	0.69	0.6	434
Dingli	GTWY12-2000	12	39.36	250	1.44	0.6	764
Lehmann	EMU ST-K 1205	12	39.36	200	0.9	0.7	4800
Lehmann	EMU ST-K 1204	12	39.36	200	0.9	0.7	4000
JLG	Toucan 1210	12	39.36	200	1.1	0.7	5300
Mantall	ASP-32	12	39.36	120	0.68	0.68	610
Mantall	AMP-32	12	39.36	159	0.68	0.69	480
Ahi	UT33	12.1	39.69	200	1.7	0.7	620
Leader	APS 35	12.2	40.02	100	0.69	0.66	435
Ahi	UG35	12.3	40.34	136	0.68	0.66	415
Haulotte	QuickUp 12	12.3	40.34	136	0.68	0.66	457
Leader	APD 35	12.6	41.33	272	1.83	0.7	783
JLG	Toucan 12E Plus	12.65	41.49	200	1.05	0.7	4900
ATN	PIAF 13RE	12.65	41.49	200	0.93	0.8	5140
Böcker	PH 1300	12.75	41.82	135	n/s	n/s	385
Leader	AP 36	12.9	42.31	159	0.69	0.66	502
Ahi	UT36	13	42.64	200	1.7	0.7	680
JLG	Toucan 1310	13	42.64	200	1.1	0.7	5600
JLG	36AM	13.05	42.8	135	0.66	0.66	484
Genie	AWP 36 S	13.1	42.97	159	0.69	0.66	461
Kuli	KA 14	13.6	44.61	300	1.17	0.85	990
Ahi	UG38	13.7	44.94	136	0.68	0.66	455
Haulotte	QuickUp 13	13.7	44.94	136	0.68	0.66	497
Leader	APS 40	13.7	44.94	100	0.69	0.66	475
Kuli	KF 14	13.8	45.26	300	1.17	0.85	1190
Böcker	PH 1400	14	45.92	115	n/s	n/s	433
Dingli	AWP14-1000	14	45.92	136	0.69	0.66	492
Dingli	GTWY14-1200	14	45.92	136	0.69	0.6	526
Dingli	GTWY14-2000	14	45.92	200	1.44	0.6	844

VERSALIFT

Unique working diagram on 3.5 T



Versalift VTX-240

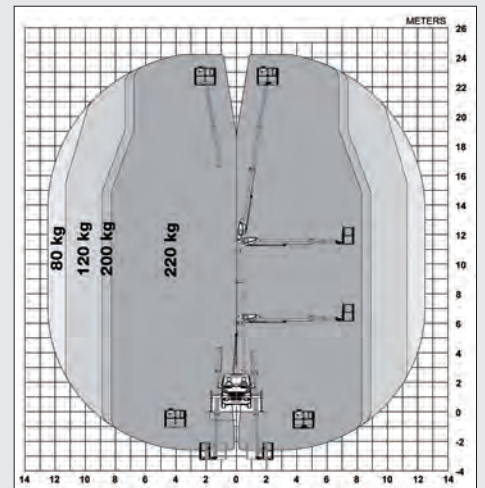
Working height 24.2 m - Cage capacity 220 kg

Outreach 11 m up and 12.5 m out

420° lift rotation and 2 x 90° cage rotator

Parking close to work site for facade and roof work

Available on MB Sprinter and Iveco Daily



Versalift is known as a reliable, high quality product with low maintenance costs.



VERTICAL PERSONNEL LIFTS

Manufacturer	Model	Maximum Working Height (m)	Maximum Working Height (ft)	Maximum Platform Capacity (kg)	Platform Height (m)	Platform Width (m)	Transport Weight (kg)
Faraone	PK 14000 E	14	45.92	200	1.06	0.66	480
Mantall	ASP-40	14	45.92	120	0.68	0.68	655
Mantall	AMP-40	14	45.92	120	0.68	0.69	535
Leader	AP 40	14.1	46.25	136	0.69	0.66	513
Leader	APD 40	14.1	46.25	200	1.83	0.7	828
Snorkel	UL40	14.1	46.25	136	0.66	0.56	470
Snorkel	UL40AC	14.2	46.58	136	0.56	0.66	470
Snorkel	UL40DC	14.2	46.58	136	0.56	0.66	500
Genie	AWP 40 S	14.29	46.87	136	0.69	0.66	472
Ahi	UE40	14.3	46.9	136	0.68	0.66	460
Ahi	UG40	14.3	46.9	136	0.68	0.66	515
Ahi	UT40	14.3	46.9	200	1.7	0.7	755
Haulotte	QuickUp 14	14.3	46.9	136	0.68	0.66	557
JLG	41AM	14.42	47.3	135	0.66	0.66	520
Kuli	KA 15	14.8	48.54	300	3.04	1.4	1650
Lehmann	EMU ST-K 1508	15	49.2	200	1.1	0.9	7500
Leader	APD 45	15.6	51.17	150	1.83	0.7	878
Dingli	GTWY16-2000	16	52.48	150	1.44	0.6	905
Ahi	UT46	16.2	53.14	150	1.9	0.7	1386
Ahi	UE48	16.5	54.12	110	0.68	0.66	520
Leader	APD 50	16.5	54.12	150	1.83	0.7	845
Kuli	KA 17	16.8	55.1	300	3.04	1.4	1890
Ahi	UT52	18	59.04	150	1.9	0.7	1420
Ahi	UT58	20	65.6	150	2	0.8	2380

JIBBI 1250 EVO

WE RISE TO THE TOP
WHEN OTHERS STOP

FIND OUT OUR
CRAWLER MACHINES RANGE
ON ALMAC-ITALIA.COM








ALMACRAWLER

ALMAC-ITALIA.COMINFO@ALMAC-ITALIA.COM

**Different brands.
Different equipment.
One solution.**



Industrial IoT. Done differently.

Industrial Telematics Solutions

The power of connection. All assets. One platform. Multiple devices.
Join the next evolution of telematics with IoT solutions by ZTR.

The future is *insight*.



TRAILER MOUNTED PLATFORMS

Manufacturer	Model	Maximum Working Height (m)	Maximum Working Height (ft)	Maximum Horizontal Reach (m)	Maximum Platform Capacity (kg)	Platform Length (m)	Platform Width (m)	Transport Weight (kg)	Power Source (E/D/LPG)	Rotation (Degrees)
Niftylift	TM34T	4.5	15	6.1	227	1.09	0.66	1406	E/P/D/B	n/s
Moog	MBI 50-1/S	4.6	15	5	300	n/s	1	2700	n/s	180
Moog	MBI 70-1/S	6	20	7	400	n/s	1	3500	n/s	180
Moog	MBI 110-1,2/S	6.7	22	11	500	n/s	1.2	7200	n/s	180
Moog	MBI 90-1/S	6.8	22	9	450	n/s	1	5500	n/s	180
France Elévateur	4/AXES	8.6	28	3.2	265	1.45	0.82	3500	D	90
Moog	MBI 180-1,7/S	8.7	29	18	800	n/s	1.7	30000	n/s	180
Moog	MBI 200-1,5/S	8.7	29	20	800	n/s	1.5	30000	n/s	180
Snorkel	XT24SD	8.9	29	n/s	227	1.63	1.22	1350	n/s	n/s
Moog	MBI 160-1,7/S	9.4	31	16	800	n/s	1.7	24500	n/s	180
Moog	MBI 175-1,5/S	9.4	31	17.5	800	n/s	1.5	24500	n/s	180
Europelift	TM 10 G	9.5	31	4.3	n/s	n/s	n/s	750	n/s	n/s
Moog	MBI 140-1,4/S	9.5	31	14	600	n/s	1.4	21000	n/s	180
Thomas Hoogwerkers	100 NW	10	33	4.5	165	n/s	n/s	790	E	n/s
Moog	MBI 210-2/S	10	33	21	1000	n/s	2	34500	n/s	180
Aerial	Q-L 10/2	10.2	33	4.4	215	n/s	n/s	870	n/s	n/s
Omme Lift	Mini 10.5 E	10.5	34	6.8	125	0.7	0.7	1050	E	355
Dino Lift	Dino 105TL	10.5	34	6.5	130	0.75	0.8	950	n/s	n/s
Omme Lift	Mini 12 EJ	11.9	39	7.6	125	0.7	0.85	1260	E	355
Denka-Lift	Junior 12	12	39	6.7	120	0.6	0.9	990	n/s	n/s
Thomas Hoogwerkers	120 NWT	12	39	9	250	6.7	1.4	1500	E	n/s
Dino Lift	Dino 120T	12	39	7.9	120	0.8	0.75	1285	n/s	n/s
Dino Lift	Dino 120TN	12	39	7.9	120	0.8	0.7	1355	n/s	n/s
Dino Lift	Dino 120TB	12	39	7.9	130	0.8	0.75	1390	n/s	n/s
Comet	X Trailer 12	12	39	4.5	200	1	0.7	1200	P/E	360
Comet	Xiraffe	12	39	4.5	200	1	0.7	n/s	P/E	360
Niftylift	Nifty 120T	12.2	40	6.1	200	1.1	0.65	1400	P/D/B	n/s
Snorkel	TL34	12.2	40	5	215	1.2	0.8	1300	n/s	n/s
Niftylift	Nifty 120	12.3	40	5	200	1.1	0.65	1195	P/D	n/s
Niftylift	TM34	12.34	40	5.03	227	1.09	0.66	1193	E/P/D/B	n/s
Genie	TZ34/20	12.36	41	5.59	200	0.68	1.22	1438	n/s	359
Haulotte	3522 A	12.73	42	6.86	227	1.24	0.84	1542	n/s	350
Omme Lift	1300 E	12.8	42	9	200	0.8	1.25	1650	E	400
Snorkel	TL37J	12.9	42	5.6	215	n/s	1.12	1586	P/E	160
Teupen	Gepard 13 GT	13	43	6	200	1.42	0.7	1460	n/s	n/s
Europelift	TM13T	13	43	9	220	0.7	1.2	1460	n/s	365
Thomas Hoogwerkers	130 NW	13	43	5.5	250	5.6	1.4	1100	n/s	n/s
Thomas Hoogwerkers	130 NW	13	43	5.5	250	5.6	1.4	1100	E	n/s
Hidro-Grubert	BL 13TA	13	43	5.7	175	0.61	0.61	1300	n/s	360
Hidro-Grubert	BL 13T	13	43	5.7	136	n/s	n/s	1300	n/s	n/s
Europelift	TM 13 G	13.1	43	6.1	220	0.8	1.2	1495	n/s	355
Haulotte	3632 T	13.26	43	9.75	227	1.24	0.84	1996	n/s	350
Dino Lift	Dino 135T	13.5	44	9.1	215	1.3	0.7	1635	n/s	90
Dino Lift	Dino 135TB	13.5	44	9.1	215	1.3	0.7	1765	n/s	90
Snorkel	TL39	13.5	44	6.4	215	n/s	1.12	1480	P/E/D	n/s
Snorkel	TL39DC	13.8	45	6.4	215	1.15	0.7	1694	n/s	n/s
Bumar	PMT 0143	14	46	n/s	200	n/s	n/s	n/s	n/s	n/s
Comet	X Trailer 14	14	46	6.5	200	1	0.7	n/s	P/E	360
Omme Lift	Mini 15 EXJ	14.6	48	8.3	125	0.85	0.7	1500	E	355
Niftylift	Nifty 150T	14.7	48	7.55	225	1.4	0.65	1775	P/B	n/s
Niftylift	TM42T	14.78	48	7.62	227	1.4	0.71	1776	E/P/D/B	n/s
Thomas Hoogwerkers	150 NW	15	49	10	265	n/s	n/s	1600	E	n/s
Europelift	TM 15 T	15	49	7.3	200	0.8	1.2	1850	n/s	n/s
Teupen	TL 15	15	49	10.1	175	n/s	n/s	1750	n/s	n/s
Teupen	TL 15 M	15	49	9.8	175	n/s	n/s	1850	n/s	n/s
Dino Lift	Dino 150T	15	49	10	215	1.3	0.7	1675	n/s	90
Dino Lift	Dino 150TB	15	49	10	215	1.3	0.7	1835	n/s	90
Platform Basket	TR 15.80	15	49	8.6	200	0.6	1.2	1900	P	360
Haulotte	4527 A	15.54	51	8.23	227	1.24	0.84	1905	n/s	350
Europelift	TM 15 GT	15.6	51	8.1	220	0.8	1.2	1850	n/s	355
Paus	Worklift GT 16 A	16	52	9.2	200	0.7	1.2	1740	n/s	n/s
Thomas Hoogwerkers	160 NWT	16	52	12	250	7.5	1.8	2200	E	n/s
Europelift	TM16TJ	16	52	10	200	0.8	1.2	1850	n/s	355
Dino Lift	Dino 160XT II	16	52	9.1	215	1.3	0.7	1990	n/s	180

TRAILER MOUNTED PLATFORMS

Manufacturer	Model	Maximum Working Height (m)	Maximum Working Height (ft)	Maximum Horizontal Reach (m)	Maximum Platform Capacity (kg)	Platform Length (m)	Platform Width (m)	Transport Weight (kg)	Power Source (E/D/LPG)	Rotation (Degrees)
Dino Lift	Dino 160XTB II	16	52	9.1	215	1.3	0.7	2195	n/s	180
Thomas Hoogwerkers	160 NW	16	52	8.5	200	n/s	n/s	1650	E	n/s
Omme Lift	1650 E	16.6	54	10.3	200	0.8	1.25	2080	E	400
Snorkel	TL49J	16.7	55	8.5	200	n/s	1.14	2389	P/E/D	90
Omme Lift	1700 EX	16.8	55	9.1	200	0.8	1.25	2200	E	400
Sky-High	1700	17	56	9	215	1.1	0.65	1800	n/s	n/s
Niftylift	TM50	17.07	56	8.67	227	1.09	0.66	2159	E/P/D/B	n/s
Genie	TZ50/30 DC	17.09	56	8.89	200	0.46	1.12	2025	n/s	n/s
Genie	TZ50/30 BI-energy	17.09	56	8.89	200	0.46	1.12	2025	n/s	n/s
Niftylift	Nifty 170	17.1	56	8.7	200	1.1	0.65	2160	P/D/B	n/s
Genie	TZ™-50	17.1	56	8.9	200	0.68	1.1	2025	n/s	359
Genie	TMZ 50/19	17.2	56	9.1	227	0.76	1.22	2200	n/s	n/s
Platform Basket	TR 18.90	17.7	58	9.3	200	0.6	1.2	1800	P	360
Paus	Worklift GT 18 A	18	59	9.5	200	0.7	1.2	1950	n/s	n/s
EuropeLift	TM 18 GT	18	59	10	200	0.8	1.2	2030	n/s	355
Dino Lift	Dino 180T	18	59	10.7	215	1.3	0.7	1840	n/s	90
Litra	180 TS	18	59	10.5	200	n/s	n/s	1950	n/s	n/s
Thomas Hoogwerkers	180 NWT	18	59	10	265	n/s	n/s	1750	n/s	n/s
Denka-Lift	DL 18	18	59	11	200	0.7	1.4	1950	n/s	n/s
Thomas Hoogwerkers	180 NWT	18	59	10	265	n/s	n/s	1750	E	n/s
Denka-Lift	DK 18	18	59	11.3	200	0.7	1.2	1900	n/s	n/s
Dino Lift	Dino 180XT II	18	59	11.2	215	1.3	0.7	2300	n/s	180
Dino Lift	Dino 180XTB II	18	59	11.2	215	1.3	0.7	2380	n/s	180
Dino Lift	Dino 180TB	18	59	10.7	215	1.3	0.7	1945	n/s	90
Omme Lift	1830 EX	18.3	60	10.2	200	0.8	1.25	2550	E	400
Dino Lift	Dino 190XTE	18.4	60	7.3	250	1.8	0.8	2400	n/s	180
Omme Lift	1850 E	18.6	61	11.7	200	0.8	1.25	2230	E	400
Haulotte	5533 A	18.67	61	10.19	227	1.24	0.84	2177	n/s	350
Thomas Hoogwerkers	190 NW	19	62	10.4	200	n/s	n/s	1800	E	n/s
Thomas Hoogwerkers	200 NWT	20	66	12	265	n/s	n/s	2000	E	n/s
Paus	Worklift GT 21 A	21	69	10	200	0.7	1.2	2430	n/s	n/s
Niftylift	Nifty 210	21	69	12	225	1.4	0.7	3495	D	n/s
Dino Lift	Dino 210XT II	21	69	11.7	215	1.3	0.7	2475	n/s	180
Dino Lift	Dino 210XTB II	21	69	11.7	215	1.3	0.7	2610	n/s	180
Niftylift	TM64	21.03	69	12.04	227	1.4	0.71	3493	D/B	100
Omme Lift	2100 E	21.2	70	12.2	200	0.8	1.25	2380	E	400
Denka-Lift	DL 21	21.4	70	11.3	200	0.7	1.7	2400	n/s	n/s
Teupen	TL 23	21.6	71	9.6	175	1.2	0.8	2200	n/s	n/s
Haulotte	6543 A	21.64	71	13.11	227	1.24	0.84	3493	n/s	350
Thomas Hoogwerkers	220 NWT	22	72	12	265	n/s	n/s	2100	E	n/s
Omme Lift	2300 EX	22.6	74	12.7	200	0.8	1.25	3150	E	400
Dino Lift	Dino 230T	23	75	11.7	215	1.3	0.7	2960	n/s	90
Paus	PTK 31	25	82	13.8	250	0.95	1.35	3500	n/s	n/s
Denka-Lift	DL 25	25	82	12	200	0.7	1.4	3200	n/s	n/s
Thomas Hoogwerkers	250 NWT	25	82	n/s	n/s	n/s	n/s	n/s	E	n/s
Denka-Lift	DK 25	25	82	11.4	200	0.7	1.2	2450	n/s	n/s
Teupen	Gepard 25 T	25	82	15.5	200	0.8	1.2	3200	n/s	n/s
Omme Lift	2500 E	25.1	82	12.6	200	0.8	1.25	3000	E	400
Dino Lift	Dino 260XTD	26	85	11.7	215	1.3	0.7	3370	n/s	90
Omme Lift	2900 E	29	95	12.3	200	0.8	1.25	3400	E	400
Denka-Lift	DL 30	30	98	11.6	200	0.7	1.4	3500	n/s	n/s
Omme Lift	1550 EX	n/s	n/s	n/s	n/s	n/s	n/s	1950	n/s	n/s
Denka-Lift	Narrow DL 28 N	28	92	12	200	0.7	1.2	2600	n/s	n/s

TRUCK MOUNTED PLATFORMS

Manufacturer	Model	Maximum Working Height (m)	Maximum Working Height (ft)	Maximum Horizontal Reach (m)	Maximum Platform Capacity (kg)	Platform Length (m)	Platform Width (m)	Gross Vehicle Weight (t)	Outriggers Stabilisers (2/4)	Insulated Boom (Y/N)
Lift-A-Loft	IM24 - SPL	7.11	23	2.69	226	2.13	0.91	n/s	n/s	N
Tadano	AT-80TT	8	26	n/s	200	1	0.7	n/s	4	n/s
Isoli	PT90	8.5	28	4	200	1.4	0.7	n/s	n/s	n/s
Altec	AN29	8.8	n/s	4.7	159	0.61	0.61	n/s	n/s	Y
Palfinger	P 90 T	8.8	29	5	120	0.85	0.7	2	n/s	n/s
Altec	AN32E	9.8	n/s	5.6	159	0.61	0.61	n/s	n/s	Y
Tadano	AT-100TTE	9.9	32	n/s	200	1	0.7	n/s	4	n/s
Multitel Pagliero	MS 100	10	33	8	400	3.3	1.85	3.5	4	n/s
Danilift	P110V	10	33	6.8	150	n/s	n/s	n/s	n/s	n/s
Bumar	PMB 100	10	n/s	4.5	200	n/s	n/s	n/s	n/s	n/s
Bumar	PMB 100 E	10	n/s	4.5	160	n/s	n/s	n/s	n/s	n/s
Bumar	PTM-10	10	33	6	240	n/s	n/s	n/s	n/s	n/s
Versalift	VO-29-I	10.36	34	6.4	181.44	n/s	n/s	4.98	2	Y
Altec	AT200A	10.7	35	6.9	159	n/s	n/s	n/s	n/s	n/s
Altec	AT30G	10.9	36	7.2	816	0.61	0.76	n/s	n/s	n/s
France Elévateur	102 TM	11	36	n/s	265	2	1	6.5	4	n/s
Tadano	AT-110TE	11	36	n/s	120	1	0.7	n/s	4	n/s
Altec	AT35G	11	36	8.6	159	0.6	0.76	n/s	n/s	n/s
Ruthmann	K 110	11	n/s	6.6	200	1.3	1	n/s	n/s	n/s
Palfinger	P 100 T	11	36	6.8	200	1.4	0.7	3.5	n/s	n/s
Palfinger	PD 110 V	11	36	6.9	200	1.2	0.8	n/s	n/s	n/s
Safi	SC 11	11	36	5.8	200	1.4	0.7	n/s	4	n/s
Comet	SOLAR 11	11	36	3.5	400	3.5	2	3.5	4	n/s
France Elévateur	TOPY 11	11	36	6	120	0.85	0.78	2.9	n/s	n/s
Versalift	LT-30-TB	11.2	37	6.3	200	n/s	n/s	n/s	n/s	n/s
Versalift	VO-32-I	11.28	37	6.4	158.76	n/s	n/s	4.98	n/s	Y
Altec	AT37ME/PE	11.3	37	8.02	181	0.76	0.61	n/s	n/s	N
Versalift	ET-30-LE	11.3	37	6.7	120	n/s	n/s	n/s	n/s	n/s
Altec	L36A	11.3	n/s	8.7	181	n/s	n/s	n/s	n/s	Y
Altec	L37M	11.3	n/s	8.9	159	n/s	n/s	n/s	n/s	Y
GSR	E120TV Basic	11.8	39	7.5	200	0.7	1.2	n/s	n/s	n/s
Versalift	ET-32-LFXS	11.9	39	6.8	200	n/s	n/s	n/s	n/s	n/s
France Elévateur	112 TM	12	39	n/s	265	2	1	6.5	4	n/s
Thomas Hoogwerkers	120 NKT	12	39	n/s	n/s	n/s	n/s	n/s	n/s	n/s
Tadano	AT-120SR	12	39	n/s	1000	3	1.75	n/s	4	n/s
Tadano	AT-121TG (R)	12	39	n/s	200	1	0.7	n/s	4	n/s
France Elévateur	B 12 HP	12	39	n/s	n/s	n/s	n/s	3.5	4	n/s
Hubmeister	HM 12 TK	12	39	6.5	230	1.4	0.7	n/s	n/s	n/s
Danilift	P120V	12	39	7.4	230	n/s	n/s	3.5	n/s	n/s
Bumar	PMB 120	12	n/s	4.7	200	n/s	n/s	n/s	n/s	n/s
Bumar	PMB 120 E	12	n/s	4.7	160	n/s	n/s	n/s	n/s	n/s
Bumar	PMB 123	12	n/s	4.7	200	n/s	n/s	n/s	n/s	n/s
Bumar	PMB 123 E	12	n/s	4.7	160	n/s	n/s	n/s	n/s	n/s
Safi	SC 20	12	39	5	200	1.4	0.7	n/s	4	n/s
Aichi	SKYMASTER TZ12C1RS	12	39	9.8	1000	1.9	3	n/s	n/s	n/s
France Elévateur	TOPY 12	12	39	n/s	120	0.85	0.72	3.5	4	n/s
Comet	X MINI 12-4.5 HQ	12	39	4.5	200	1	0.7	n/s	4	n/s
Versalift	STP-36-NE	12.19	40	8.84	158.76	n/s	n/s	7.93	2	N
Versalift	VTP-40-NE	12.19	40	8.84	226.8	n/s	n/s	11.75	n/s	N
Altec	AT235P	12.2	40	8.1	181.4	0.6	0.76	n/s	n/s	n/s
Versalift	EST 37-EIH	12.4	41	7.6	200	1.1	0.6	n/s	n/s	n/s
Altec	T40P	12.4	41	8.9	227	0.76	0.76	n/s	n/s	n/s
Altec	AT41M/P	12.45	41	9.16	181	0.6	0.76	n/s	n/s	n/s
Comet	13-7.5 HQ	12.5	41	7.5	200	1.4	0.7	3.5	4	n/s
Altec	TA40	12.5	41	9	181	0.6	0.76	n/s	n/s	n/s
Versalift	VO-36-I	12.5	41	8.84	136.08	n/s	n/s	9.07	n/s	Y
Versalift	VST-36-N	12.5	41	7.92	272.15	n/s	n/s	7.93	2	N
Altec	AT37S	12.51	41	8	226	1.5	0.9	n/s	n/s	n/s
Altec	ALB37P	12.8	42	9.3	272	0.61	0.76	n/s	n/s	n/s
Imer	P 13 T 7	12.8	42	7.4	200	1.4	0.7	n/s	n/s	n/s
Altec	TA37M	12.9	42	8.4	181	0.6	0.76	n/s	n/s	n/s
Thomas Hoogwerkers	130 NKT	13	43	8.5	180	n/s	n/s	n/s	n/s	n/s
Swisslift	GA 130	13	n/s	6	310	1.5	0.84	n/s	n/s	n/s
Ruthmann	K 130	13	n/s	8.2	200	1.3	1	n/s	n/s	n/s

TRUCK MOUNTED PLATFORMS

Manufacturer	Model	Maximum Working Height (m)	Maximum Working Height (ft)	Maximum Horizontal Reach (m)	Maximum Platform Capacity (kg)	Platform Length (m)	Platform Width (m)	Gross Vehicle Weight (t)	Outriggers Stabilisers (2/4)	Insulated Boom (Y/N)
Altec	L42M	13	n/s	10.7	181	0.61	0.76	n/s	n/s	Y
Multitel Pagliero	MX 130	13	43	6.5	120	0.85	0.7	n/s	n/s	n/s
Palfinger	P 130 A	13	43	6.3	250	1.4	0.7	3.2	n/s	n/s
Bumar	PTM-12E	13	43	7	225	n/s	n/s	n/s	n/s	n/s
Safi	SCJ 13	13	43	6.5	200	1.2	0.7	n/s	n/s	n/s
Movex	TLH 13	13	43	6	200	n/s	n/s	n/s	4	Y
GSR	E140P Basic	13.2	43	6	250	0.7	1.2	3.2	2/4	n/s
Altec	AP45A Dual	13.3	44	9.4	n/s	0.76	0.76	n/s	n/s	n/s
Altec	AP45A Single	13.3	44	9.4	907	0.76	0.76	n/s	n/s	n/s
Altec	AT237S	13.3	44	8.7	181.4	1.52	0.91	8.84	n/s	N
GSR	E 140 P Comfort	13.3	44	6.2	200	0.7	1.2	n/s	n/s	n/s
Bumar	PMT-12	13.4	44	7	225	n/s	n/s	n/s	n/s	n/s
Versalift	VO-40-MHI	13.41	44	9.45	181.44	n/s	n/s	7.93	n/s	Y
Versalift	VST-39-TN	13.41	44	7.92	226.8	n/s	n/s	7.93	2	N
Comet	13.5-5.7 SL	13.5	44	5.7	200	1.06	0.6	n/s	4	Y
Comet	14-6 HQ	13.5	44	6	200	1.4	0.7	n/s	4	n/s
Socage	A 314	13.5	44	6.5	225	1.4	0.7	3.5	n/s	n/s
Palfinger	P 140 T	13.5	44	8.4	250	1.4	0.85	3.5	n/s	n/s
Altec	L44E	13.6	n/s	11.5	159	n/s	n/s	n/s	n/s	Y
GSR	E148T Compact E4	13.7	45	8.35	200	0.7	1.4	n/s	n/s	n/s
Elliott Equipment	G40F HiReach	13.7	45	9.1	454	1.02	1.52	11.8	4	n
Elliott Equipment	I40F HIREACH	13.7	45	9.1	272	1.02	1.52	11.8	4	y
Altec	L45M	13.7	n/s	11.3	181	n/s	n/s	n/s	n/s	Y
Versalift	VST-40-SI	13.72	45	9.14	204.12	n/s	n/s	7.93	2	Y
Versalift	ET-36-LF	13.8	45	7.3	200	n/s	n/s	n/s	n/s	n/s
Altec	AT40G	13.9	46	9.1	181.4	0.6	0.76	n/s	n/s	n/s
CTE	ZED 14.2	13.9	n/s	7.5	200	1.4	0.7	n/s	n/s	n/s
Thomas Hoogwerkers	140 NK	14	n/s	7.5	200	n/s	n/s	n/s	n/s	n/s
Comet	14-9 HQ	14	46	9	200	1.4	0.7	3.5	4	n/s
Runshare	JX5060JGKS-14	14	46	9.2	200	1.4	0.7	5.2	4	n/s
Movex	P140 TLR	14	46	9	200	n/s	n/s	3.6	4	Y
Isoli	PT140	14	46	8.2	250	1.4	0.71	n/s	n/s	n/s
Safi	SC 14	14	46	8	200	1.4	0.7	3.5	4	n/s
Altec	TA41M	14	46	9.3	159	0.6	0.76	n/s	n/s	n/s
Custers	Taurus 200-14 MVH	14	n/s	n/s	200	n/s	n/s	n/s	n/s	n/s
Comet	X MINI 14-6.2 HQ	14	46	6.2	200	1	0.7	n/s	4	n/s
Versalift	ET-38-LF	14.2	47	7.3	200	n/s	n/s	n/s	n/s	n/s
Imer	P 14 T 9	14.2	47	9	200	1.4	0.7	n/s	n/s	n/s
Oil & Steel	Scorpion 1490	14.2	47	9.2	200	1.4	0.7	3.5	n/s	n/s
Socage	T415 forSte	14.2	47	9.5	300	1.4	0.7	3.5	n/s	n/s
Movex	TLR 15	14.2	47	8.6	225	n/s	n/s	n/s	4	Y
Versalift	VT-140-F	14.2	47	9.2	265	n/s	n/s	n/s	n/s	n/s
CMC	PLA148	14.25	47	8.35	200	1.4	0.6	n/s	2/4	n/s
Altec	ALB42M	14.3	47	9.3	227	0.61	0.76	n/s	n/s	n/s
Altec	ALB42P	14.3	47	9.3	272	0.61	0.76	n/s	n/s	n/s
Isoli	MPT140	14.3	47	7	200	1.25	0.7	3.5	n/s	n/s
Versalift	VO-42-MHI	14.33	47	10.67	181.44	n/s	n/s	11.11	n/s	Y
Versalift	VO-43-I	14.33	47	10.36	181.44	n/s	n/s	9.07	n/s	Y
Mantall	S-1470C	14.35	n/s	7	200	1.5	0.8	2	n/s	n/s
Altec	A47-OC	14.4	n/s	12.4	363	n/s	n/s	n/s	n/s	Y
Socage	ForSte 15 VTJ	14.5	48	9.5	225	1.4	0.7	3.5	n/s	n/s
Socage	T315 ForSte	14.5	48	9.1	225	1.4	0.7	3.5	n/s	n/s
Tadano	AT-146TE	14.6	48	n/s	250	1.1	0.7	n/s	4	n/s
CTE	B-Lift 150 Pro	14.6	48	8.9	200	1.4	0.7	n/s	n/s	n/s
Hubmeister	HM 14 D	14.6	n/s	7.55	200	1.4	0.7	n/s	n/s	n/s
Elliott Equipment	M43R HiReach	14.6	48	11.6	227	0.76	1.37	8.85	4	n
Versalift	VT-145-F	14.6	48	9.5	265	n/s	n/s	n/s	n/s	n/s
Versalift	VST-43-TN	14.63	48	9.14	226.8	n/s	n/s	7.93	2	N
Multitel Pagliero	145 Alu	14.7	48	7.7	200	1.2	0.7	3.5	4	n/s
Altec	AN46-OC	14.7	n/s	12.8	318	n/s	n/s	n/s	n/s	Y
Tadano	AT-147CE	14.7	48	n/s	250	1.1	0.7	n/s	4	n/s
Tadano	AT-150S	14.8	49	n/s	1000	4.6	1.94	n/s	4	n/s
Altec	AT248F	14.8	49	8.7	159	0.66	0.76	n/s	n/s	n/s
Versalift	VST 240-I	14.8	49	9.5	265	1.1	0.6	n/s	n/s	n/s

TRUCK MOUNTED PLATFORMS

Manufacturer	Model	Maximum Working Height (m)	Maximum Working Height (ft)	Maximum Horizontal Reach (m)	Maximum Platform Capacity (kg)	Platform Length (m)	Platform Width (m)	Gross Vehicle Weight (t)	Outriggers Stabilisers (2/4)	Insulated Boom (Y/N)
Versalift	VN-43-I	14.94	49	8.53	340.19	n/s	n/s	12.7	n/s	Y
Thomas Hoogwerkers	150 NKT	15	49	8.5	265	n/s	n/s	n/s	n/s	n/s
Comet	15-10 HQ	15	49	10	200	1.4	0.7	3.5	4	n/s
Bumar	PMT-15	15	49	6	200	n/s	n/s	n/s	n/s	n/s
Safi	SCJ 15	15	49	8.7	230	1.4	0.7	7.5	n/s	n/s
Aichi	SKYMASTER SH15B	15	49	n/s	250	0.73	1	n/s	n/s	n/s
Comet	SOLAR 15	15	49	3.5	400	3.5	2	5	4	n/s
Cela	TL15	15	49	9.1	225	1.4	0.7	n/s	n/s	n/s
France Elévateur	Z 15/2	15	49	n/s	n/s	n/s	n/s	2.9	4	n/s
Altec	A50-OC	15.2	n/s	13.2	363	n/s	n/s	n/s	n/s	Y
Altec	ALB50M	15.2	50	9.3	159	0.61	0.76	n/s	n/s	n/s
Altec	ALB50P	15.2	50	9.3	227	0.61	0.76	n/s	n/s	n/s
Altec	AA50	15.3	n/s	10.5	318	n/s	n/s	n/s	n/s	Y
Altec	AN50E	15.3	n/s	11.9	318	n/s	n/s	n/s	n/s	Y
Movex	P150 TLR	15.3	50	n/s	200	n/s	n/s	3.5	4	Y
France Elévateur	162 TPM	15.5	51	9.8	265	1.55	0.78	n/s	n/s	n/s
Versalift	VST-47-SI	15.54	51	9.45	181.44	n/s	n/s	7.93	2	Y
Altec	AN50-OC	15.7	n/s	13.8	318	n/s	n/s	n/s	n/s	Y
Tadano	AT-157CG	15.7	51	n/s	200	1.2	0.7	n/s	4	n/s
Altec	LR752	15.7	n/s	12.3	181	n/s	n/s	n/s	n/s	Y
Altec	ALB37PE	15.8	52	9.3	272	0.61	0.76	n/s	n/s	n/s
Socage	ForSte 16T	15.8	52	10.3	225	1.4	0.7	3.5	4	n/s
Altec	AT48S	15.84	52	9.67	226	1.5	0.9	n/s	n/s	n/s
Oil & Steel	Scorpion 15E	15.9	52	10.3	200	1.4	0.7	n/s	n/s	n/s
Comet	16-6 HQ	16	52	6	200	1.4	0.7	n/s	4	n/s
France Elévateur	B 16 PRO H	16	52	n/s	n/s	n/s	n/s	3.5	4	n/s
Ruthmann	ECOLINE 160	16	52	9.2	250	1.3	0.7	3.5	n/s	n/s
Easy Lift	ETJ160	16	52	10	200	1.4	0.7	8	4	n/s
Swisslift	GTA 160	16	52	6.85	215	n/s	n/s	n/s	n/s	n/s
Hubmeister	HM 16 TKI	16	52	11.5	265	1.4	0.7	n/s	n/s	n/s
Runshare	JX5060JGKS-16	16	52	11.3	200	1.4	0.7	5.5	4	n/s
Klubb	KT48	16	52	10	200	n/s	n/s	n/s	n/s	n/s
Imer	P 16 T 9	16	52	9	200	1.4	0.7	n/s	n/s	n/s
Palfinger	P 160 A	16	52	6.3	200	1.4	0.7	3.5	4	n/s
Benelligru	P 3003	16	52	n/s	200	1.4	0.7	n/s	n/s	n/s
Movex	P160 TLR	16	52	n/s	200	n/s	n/s	3.5	4	Y
CMC	PLA168	16	52	9	200	1.4	0.6	n/s	2/4	n/s
Bumar	PMT-16U	16	52	6	200	n/s	n/s	n/s	n/s	n/s
Bumar	PTF-16E	16	52	5.9	200	n/s	n/s	n/s	n/s	n/s
Safi	SCJ 16	16	52	11	265	1.4	0.7	3.5	n/s	n/s
Aichi	SKYMASTER TZ16C1FS	16	52	10.4	1000	1.9	4.4	n/s	n/s	n/s
Socage	T 316 ForSte	16	52	n/s	n/s	1.4	0.7	n/s	n/s	n/s
Socage	T416 forSte	16.1	53	12	300	1.4	0.7	3.5	n/s	n/s
Multitel Pagliero	MT 162 EX	16.15	53	11.5	300	1.4	0.7	3.5	4	n/s
Movex	TLR 16	16.2	53	9.8	230	n/s	n/s	n/s	4	Y
Multitel Pagliero	160 Alu	16.3	53	10.2	200	1.6	0.7	3.5	4	n/s
France Elévateur	162 ATL i	16.3	53	7	200	1.35	0.78	n/s	n/s	n/s
France Elévateur	172 ATL	16.3	53	6.8	200	1.35	0.78	n/s	n/s	n/s
Isoli	PT160J	16.3	53	10.2	250	1.4	0.71	3.5	n/s	n/s
Tecchio	K 416 JI Van	16.4	54	10.5	200	n/s	n/s	n/s	n/s	n/s
Movex	TLH 16	16.4	54	7.2	230	n/s	n/s	n/s	4	Y
Pagliero	TMEC 16.3 AluAF	16.4	54	8.3	200	n/s	n/s	n/s	n/s	n/s
Versalift	VST-50-TN	16.46	54	9.14	226.8	n/s	n/s	7.93	2	N
CTE	B-Lift 162 Pro-A	16.5	54	8.3	250	1.4	0.7	n/s	n/s	n/s
CTE	B-Lift 165	16.5	54	8.2	250	1.4	0.7	n/s	n/s	n/s
CTE	B-Lift 17	16.6	54	11.3	250	1.4	0.7	n/s	n/s	n/s
CTE	B-Lift 17 E	16.6	54	11.3	250	1.4	0.7	n/s	n/s	n/s
Altec	TA50	16.6	54	11	272.2	0.9	1.5	n/s	n/s	n/s
Altec	A55-OC	16.7	n/s	14.7	363	n/s	n/s	n/s	n/s	Y
Elliott Equipment	G50F HiReach	16.7	55	12.5	272	1.02	1.52	11.8	4	n
Altec	TA45M-T50	16.7	55	9.4	159	0.6	0.76	n/s	n/s	n/s
Versalift	VN-50-I	16.76	55	9.75	340.19	n/s	n/s	12.7	n/s	Y
France Elévateur	172 ATBI	16.8	55	6.8	320	1.5	1.22	n/s	n/s	y
Altec	AA55	16.8	n/s	11.5	318	n/s	n/s	n/s	n/s	Y

TRUCK MOUNTED PLATFORMS

Manufacturer	Model	Maximum Working Height (m)	Maximum Working Height (ft)	Maximum Horizontal Reach (m)	Maximum Platform Capacity (kg)	Platform Length (m)	Platform Width (m)	Gross Vehicle Weight (t)	Outriggers Stabilisers (2/4)	Insulated Boom (Y/N)
Altec	AA55E	16.8	n/s	13.1	318	n/s	n/s	n/s	n/s	Y
Altec	AN55	16.8	n/s	11.5	318	n/s	n/s	n/s	n/s	Y
Elliott Equipment	I50F HiReach	16.8	55	12.2	272	1.02	1.52	11.8	4	y
Altec	AM55	16.9	n/s	14.5	363	n/s	n/s	n/s	n/s	Y
Comet	17-12 HQ	17	56	12	250	1.4	0.7	6	4	n/s
Comet	17-7 HQ	17	56	7	200	1.4	0.7	3.5	4	n/s
Comet	17-9 HQ	17	56	9	200	1.4	0.7	3.5	4	n/s
Tadano	AT-170TG	17	56	n/s	200	1.2	0.7	n/s	4	n/s
France Elévateur	B 17	17	56	n/s	n/s	n/s	n/s	3.5	4	n/s
Swisslift	GTA 170	17	56	8	200	1.2	0.85	n/s	n/s	n/s
Hubmeister	HM 17 TVA	17	56	11	230	1.4	0.7	n/s	n/s	n/s
Multitel Pagliero	MX 170	17	56	7.95	200	1.4	0.7	3.5	4	n/s
Palfinger	P 170 T	17	56	10.8	250	1.4	0.85	3.5	n/s	n/s
Aichi	SKYMASTER SK17A	17	56	n/s	200	0.7	1.2	n/s	n/s	n/s
Ruthmann	T 170	17	56	12	350	1.7	0.9	n/s	n/s	n/s
Custers	Taurus 230-17 MV	17	56	7	230	1.4	0.96	5	n/s	n/s
Versalift	VDT-170-F	17	56	9	230	n/s	n/s	n/s	n/s	n/s
Cela	VT170	17	56	9	200	1.4	0.7	n/s	n/s	n/s
France Elévateur	Z 17	17	56	n/s	200	n/s	n/s	3.5	4	n/s
Versalift	VST-5000-SI	17.07	56	11.28	226.8	n/s	n/s	14.06	4	Y
Versalift	VST-52-SI	17.07	56	9.45	181.44	n/s	n/s	10.88	2	Y
Altec	AM55E	17.1	n/s	14.9	363	n/s	n/s	n/s	n/s	Y
GSR	E179T Comfort X	17.1	56	11.8	200	0.7	1.4	n/s	n/s	n/s
Elliott Equipment	S50R SkyWalk	17.1	56	14.6	408	0.71	3.05	11.8	4	n
Altec	LR756	17.2	n/s	13.5	181	n/s	n/s	n/s	n/s	Y
Mantall	S-1770C	17.2	n/s	7.4	220	1.5	0.8	3.5	n/s	n/s
Oil & Steel	Snake 1770 Plus	17.2	56	7.3	220	1.4	0.7	3.5	n/s	n/s
Versalift	VST 5000-MHI	17.2	56	9.4	272	1.22	0.6	n/s	n/s	n/s
CTE	ZED 17	17.2	n/s	7.7	200	1.4	0.7	n/s	n/s	n/s
Versalift	VO-252-REV	17.37	57	13.11	204.12	n/s	n/s	12.7	2	Y
Comet	18-7.5 HQ	17.5	57	7.5	200	1.4	0.7	n/s	4	n/s
Imer	P 18 T 12	17.5	57	12	200	1.4	0.7	n/s	n/s	n/s
Palfinger	PD 175 V	17.5	57	8.8	265	1.2	0.8	n/s	n/s	n/s
France Elévateur	182 TPM	17.6	58	12	265	1.35	0.78	n/s	n/s	n/s
Easy Lift	ET180	17.6	58	10.5	200	1.4	0.7	3.5	4	n/s
Socage	ForSte 18T	17.7	58	12.5	300	1.4	0.7	3.5	4	n/s
Elliott Equipment	L55R HiReach	17.7	58	15.5	227	0.76	1.37	11.8	4	n
GSR	E 180 PX Compact	17.8	58	7.6	200	0.7	1.4	n/s	n/s	n/s
Altec	LR758	17.8	n/s	14.1	181	n/s	n/s	n/s	n/s	Y
Versalift	VST-55-TN	17.89	59	9.14	226.8	n/s	n/s	10.88	2	N
Versalift	VST-5500-SI	17.98	59	11.58	226.8	n/s	n/s	14.06	4	Y
Comet	18-8	18	59	8	250	1.4	0.7	n/s	4	Y
Thomas Hoogwerkers	180 NKT	18	59	10	265	n/s	n/s	n/s	n/s	n/s
France Elévateur	182 CPM	18	59	12	265	1.35	0.78	n/s	n/s	n/s
Ascendant	A18-13TJ	18	59	13	230	0.8	1.3	3.5	4	n/s
France Elévateur	B 18 PRO H	18	59	n/s	n/s	n/s	n/s	3.5	4	n/s
CTE	B-Lift 18	18	59	12.5	300	1.4	0.7	2.5	n/s	n/s
CTE	B-Lift 187 Pro-A	18	59	8	250	1.4	0.7	n/s	n/s	n/s
Ruthmann	ECOLINE 180	18	59	9.2	250	1.3	0.7	3.5	n/s	n/s
Hubmeister	HM 18 TKI	18	59	13	300	1.4	0.7	n/s	n/s	n/s
Runshare	JX5060JGKS-18	18	59	9.8	200	1.4	0.7	n/s	4	n/s
Palfinger	P 180	18	59	12.5	350	1.6	0.8	n/s	n/s	n/s
Benelligru	P 3004	18	59	n/s	200	1.4	0.7	n/s	n/s	n/s
Danilift	PD180V	18	59	13	230	n/s	n/s	n/s	n/s	n/s
Danilift	PD182V	18	59	13	230	n/s	n/s	7.5	2	n/s
CMC	PLA 185	18	59	10	200	1.4	0.6	n/s	n/s	n/s
Bumar	PM 0184 H	18	59	8.9	300	n/s	n/s	n/s	n/s	n/s
Bumar	PMT-0180	18	59	7	250	n/s	n/s	n/s	n/s	n/s
Isoli	PT180	18	59	12	250	1.4	0.71	n/s	n/s	n/s
Safi	SC 18	18	59	10.2	200	1.4	0.7	3.5	4	n/s
Safi	SCA 22	18	59	8	200	1.4	0.7	3.5	4	n/s
Safi	SCJ 18	18	59	13	265	1.4	0.7	n/s	4	n/s
Oil & Steel	Scorpion 1812	18	59	12.5	225	1.4	0.7	3.5	n/s	n/s
Oil & Steel	Snake 189	18	59	9	200	1.4	0.7	3.5	n/s	n/s

TRUCK MOUNTED PLATFORMS

Manufacturer	Model	Maximum Working Height (m)	Maximum Working Height (ft)	Maximum Horizontal Reach (m)	Maximum Platform Capacity (kg)	Platform Length (m)	Platform Width (m)	Gross Vehicle Weight (t)	Outriggers Stabilisers (2/4)	Insulated Boom (Y/N)
Socage	T 318 ForSte	18	59	10	225	1.4	0.7	3.5	n/s	n/s
Socage	T418 forSte	18	59	11.5	300	1.4	0.7	3.5	n/s	n/s
Cela	TL18	18	59	10	225	1.4	0.7	n/s	n/s	n/s
Movex	TLR 18	18	59	10.2	230	n/s	n/s	n/s	4	Y
Altec	TA55	18.1	59	11.7	272.2	0.9	1.5	n/s	n/s	n/s
Multitel Pagliero	MT 182 EX	18.2	60	13.3	200	1.6	0.7	3.5	4	n/s
Palfinger	PD 182 V	18.2	60	12.8	200	1.2	0.8	n/s	n/s	n/s
Versalift	VN-55-I	18.29	60	10.97	317.51	n/s	n/s	12.7	n/s	Y
Versalift	VO-255-REV	18.29	60	14.02	204.12	n/s	n/s	n/s	2	Y
Altec	AA60	18.3	n/s	12.4	318	n/s	n/s	n/s	n/s	Y
Altec	AA60E	18.3	n/s	14.3	318	n/s	n/s	n/s	n/s	Y
Altec	AN60E	18.3	n/s	14.3	318	n/s	n/s	n/s	n/s	Y
Elliott Equipment	H55F HiReach	18.3	60	13.1	272	1.02	1.52	15	4	n
Cela	Z190	18.3	60	9	200	1.4	0.7	n/s	n/s	n/s
Altec	AM60	18.4	n/s	16.1	363	n/s	n/s	n/s	n/s	Y
Altec	LR760	18.4	n/s	14.8	181	n/s	n/s	n/s	n/s	Y
Ruthmann	T 180 S 7	18.4	60	13	320	1.85	1	n/s	n/s	n/s
Swisslift	GTA 185	18.5	61	10.4	215	1.2	0.85	n/s	n/s	n/s
Altec	LS60	18.5	61	16.2	159	1.52	0.91	11.79	n/s	N
Klubb	Xtenso 3	18.5	61	13.9	280	n/s	n/s	n/s	n/s	n/s
Altec	AM60E	18.6	n/s	16.4	363	n/s	n/s	n/s	n/s	Y
GSR	E190T Compact	18.6	61	13.2	250	0.7	1.8	n/s	n/s	n/s
Isoli	PT190J	18.6	61	11.2	250	1.4	0.71	3.5	n/s	n/s
Imer	P 19 AS 10	18.7	61	10	200	1.4	0.7	n/s	n/s	n/s
CMC	PLA190	18.8	62	10.6	200	1.4	0.6	n/s	4	n/s
Comet	19-14 HQ	19	62	14	250	1.4	0.7	6	4	n/s
Comet	19-7 HQ	19	62	7	200	1.4	0.7	3.5	4	n/s
Comet	19-9 HQ	19	62	9	200	1.4	0.7	3.5	4	n/s
Easy Lift	ETJ190	19	62	12	200	1.4	0.7	12	4	n/s
Swisslift	GTA 140	19	62	12.6	215	1.2	0.85	n/s	n/s	n/s
Danilift	PDA190V	19	62	10.5	230	n/s	n/s	7.5	4	n/s
Bumar	PMT-19	19	62	7	250	n/s	n/s	n/s	n/s	n/s
Ruthmann	T 190	19	62	14	350	1.7	0.86	n/s	n/s	n/s
Versalift	VT-190-FSZ	19	62	12	200	n/s	n/s	n/s	n/s	n/s
Elliott Equipment	L60R HiReach	19.2	63	17.1	227	1.02	1.52	11.8	4	n
Elliott Equipment	V60F HiReach	19.2	63	11.6	227	0.76	1.02	8.85	4	n
Altec	LS63	19.4	64	17.3	272.2	1.5	1	n/s	n/s	n/s
France Elévateur	192 ATL	19.5	64	n/s	265	1.35	0.78	n/s	n/s	n/s
Socage	ForSte 20 TJ	19.5	64	13.5	300	1.4	0.7	3.5	n/s	n/s
Versalift	VST-6000-SI	19.51	64	12.19	204.12	n/s	n/s	14.06	4	Y
Tadano	AT-195CG	19.6	64	n/s	200	1.2	0.7	n/s	4	n/s
GSR	B 200 TJ Comfort X	19.6	64	13	250	0.7	1.8	n/s	n/s	n/s
CMC	TB20	19.6	64	8.6	200	1.4	0.6	n/s	n/s	n/s
France Elévateur	192 CBA	19.65	64	14.4	265	1.55	0.78	n/s	n/s	n/s
Multitel Pagliero	HX 195	19.65	64	9.45	200	1.4	0.7	3.5	4	n/s
Tadano	AT-200S	19.7	65	n/s	1000	4.6	1.94	n/s	4	n/s
Altec	A65	19.8	n/s	11.2	362.9	n/s	n/s	n/s	n/s	Y
CTE	B-Lift 20.13 MP	19.8	65	9.3	200	1.4	0.7	n/s	n/s	n/s
Elliott Equipment	H60F HiReach	19.8	65	14.9	272	1.02	1.52	15	4	n
Elliott Equipment	I60F HiReach	19.8	65	15.8	272	1.02	1.52	15	4	y
Palfinger	P 200 A	19.8	65	8.4	250	1.4	0.85	3.5	n/s	n/s
Palfinger	P 220 A	19.8	65	8.4	230	1.4	0.85	3.32	4	n/s
Altec	TA60	19.8	65	12.2	272.2	0.9	1.5	n/s	n/s	n/s
Versalift	VN-60-I	19.81	65	11.89	226.8	n/s	n/s	12.7	n/s	Y
Versalift	VO-260-REV	19.81	65	15.24	158.76	n/s	n/s	12.7	2	Y
GSR	E 209 PX Basic	19.9	65	8.9	220	0.7	1.4	n/s	n/s	n/s
Multitel Pagliero	HX 200 EX	19.9	65	9.6	225	1.4	0.7	3.5	4	n/s
Thomas Hoogwerkers	200 NKT	20	66	14	265	n/s	n/s	n/s	n/s	n/s
Comet	20-15 HQ	20	66	15	250	1.4	0.7	6	4	n/s
Comet	20-9 HQ	20	66	9	200	1.4	0.7	6	4	n/s
Thomas Hoogwerkers	220 NKT	20	66	14	265	n/s	n/s	n/s	n/s	n/s
France Elévateur	B 20 PRO H	20	66	n/s	n/s	n/s	n/s	3.5	4	n/s
France Elévateur	B 202 R	20	66	n/s	n/s	n/s	n/s	3.5	4	n/s
GSR	B200PX Compact	20	66	8.7	300	0.7	1.4	3.5	4	n/s

TRUCK MOUNTED PLATFORMS

Manufacturer	Model	Maximum Working Height (m)	Maximum Working Height (ft)	Maximum Horizontal Reach (m)	Maximum Platform Capacity (kg)	Platform Length (m)	Platform Width (m)	Gross Vehicle Weight (t)	Outriggers Stabilisers (2/4)	Insulated Boom (Y/N)
CTE	B-Lift 20 J	20	66	12.4	300	1.4	0.7	3.5	n/s	n/s
CTE	B-Lift 201 Pro-A	20	66	7.3	250	1.4	0.7	n/s	n/s	n/s
Socage	DA 320	20	66	9.5	225	1.4	0.7	3.5	n/s	n/s
Socage	DA 420 forSte	20	66	9.5	300	1.4	0.7	3.5	n/s	n/s
GSR	E 210 PX Comfort X	20	66	10	200	0.7	1.4	n/s	n/s	n/s
Movex	E209PX	20	66	n/s	220	n/s	n/s	3.5	2	n/s
Ruthmann	ECOLINE R/RS 200	20	66	10.7	250	1.3	0.7	3.5	4	n/s
Runshare	JX5060JGKH-20	20	n/s	8.2	200	1.4	0.7	n/s	4	n/s
Multitel Pagliero	MX 200	20	66	9.3	200	1.4	0.7	n/s	n/s	n/s
Benelligru	P35	20	66	24	200	2.2	0.7	n/s	n/s	n/s
Danilift	PDA200V	20	66	14.5	230	n/s	n/s	7.5	n/s	n/s
Benelligru	PL3000	20	66	11	200	1.4	0.7	n/s	n/s	n/s
Bumar	PMT-20	20	66	8	200	n/s	n/s	n/s	n/s	n/s
Isoli	PNT205N	20	66	9.1	230	1.4	0.71	3.5	n/s	n/s
Isoli	PT200J	20	66	14	250	1.4	0.71	3.5	n/s	n/s
Mantall	S-2110C	20	n/s	10	220	1.4	0.7	3.5	n/s	n/s
Safi	SCJ 20	20	66	15	265	1.4	0.7	7.5	n/s	n/s
Oil & Steel	Scorpion 2013	20	66	12.5	250	1.4	0.7	3.5	n/s	n/s
Aichi	SKYMASTER TZ20C1FS	20	66	11	1000	1.9	4.4	n/s	n/s	n/s
Oil & Steel	Snake 2010 Compact REL	20	66	10	200	1.4	0.7	3.5	n/s	n/s
Oil & Steel	Snake 2010H Plus	20	66	10	200	1.4	0.7	3.5	n/s	n/s
Socage	T 320 ForSte	20	66	11	225	1.4	0.7	3.5	n/s	n/s
Socage	T420 forSte	20	66	11	300	1.4	0.7	3.5	n/s	n/s
CMC	TB 200	20	66	10	200	1.4	0.6	n/s	n/s	n/s
CMC	TBX 200	20	66	8.7	200	1.4	0.6	n/s	n/s	n/s
Movex	TLR 20	20	66	10.2	230	n/s	n/s	n/s	4	Y
France Elévateur	Z 20/2H	20	66	n/s	300	n/s	n/s	3.5	4	n/s
France Elévateur	Z 23/2 JH	20	66	n/s	230	n/s	n/s	3.5	4	n/s
CTE	ZED 20.2	20	n/s	9.2	300	1.4	0.7	n/s	n/s	n/s
CTE	ZED 20.3 H	20	n/s	8.5	200	1.4	0.7	n/s	n/s	n/s
France Elévateur	202 ATP	20.1	66	9.6	265	1.55	0.78	n/s	n/s	n/s
Multitel Pagliero	MJ 201	20.1	66	12.6	225	1.4	0.7	3.5	4	n/s
GSR	E200T Comfort X	20.2	66	11.7	200	0.7	1.4	n/s	n/s	n/s
GSR	E200TJ	20.2	66	13.8	250	n/s	n/s	7.5	n/s	n/s
Multitel Pagliero	MT 202 EX	20.2	66	12.6	200	1.6	0.7	3.5	4	n/s
France Elévateur	202 TBI	20.4	67	12	265	0.9	0.72	18	4	y
Altec	AA67	20.4	n/s	13.8	318	n/s	n/s	n/s	n/s	Y
Altec	AA67E	20.4	n/s	16.2	318	n/s	n/s	n/s	n/s	Y
Altec	AN67	20.4	n/s	13.8	318	n/s	n/s	n/s	n/s	Y
Comet	21-9 HQ	20.5	67	9	260	1.4	0.7	n/s	4	n/s
Socage	forSte 21 DJ	20.5	67	10	300	1.4	0.7	3.5	n/s	n/s
Multitel Pagliero	MT 204 EX	20.5	67	14.3	200	1.4	0.7	3.5	4	n/s
CMC	PL 21 J 2	20.5	67	11.5	200	1.4	0.6	n/s	n/s	n/s
Klubb	KT20	20.6	68	12.5	300	n/s	n/s	n/s	4	n/s
CTE	ZED 21.3 JH	20.6	n/s	9.6	250	1.4	0.7	n/s	n/s	n/s
Altec	AH75A	20.7	n/s	14	590	0.91	2.44	n/s	n/s	Y
Isoli	PNT210JD4	20.7	68	9.8	250	1.4	0.71	3.5	n/s	n/s
CTE	ZED 21.2 JH	20.7	n/s	9.9	280	1.4	0.7	n/s	n/s	n/s
Versalift	VST-6300-I	20.73	68	11.58	362.87	n/s	n/s	14.96	4	Y
GSR	E210T Comfort	20.8	68	15.2	250	0.7	1.8	n/s	n/s	n/s
Imer	P 21 T 10	20.9	69	10	200	1.4	0.7	n/s	n/s	n/s
Comet	21-14	21	69	14	250	1.19	0.58	n/s	4	Y
Comet	21-9.5 HQ	21	69	9.5	200	1.4	0.7	n/s	4	n/s
Cela	DT21	21	69	9.5	200	1.4	0.7	n/s	n/s	n/s
Easy Lift	ET210	21	69	10.5	200	1.4	0.7	3.5	4	n/s
Palfinger	P 210 BK	21	69	16.4	230	1.4	0.7	n/s	n/s	n/s
Palfinger	P210BK	21	69	16.4	230	1.2	0.8	n/s	n/s	n/s
Danilift	PDA210V	21	69	16	230	n/s	n/s	7.5	n/s	n/s
CMC	PLA212	21	69	12	200	1.4	0.6	n/s	2/4	n/s
Bumar	PM-0212	21	69	n/s	300	n/s	n/s	n/s	n/s	n/s
Bumar	PT-21	21	69	10	300	n/s	n/s	n/s	n/s	n/s
Oil & Steel	Scorpion 1212 J	21	69	12	230	1.4	0.7	3.5	n/s	n/s
Oil & Steel	Snake 2112	21	69	12	225	1.4	0.7	3.5	n/s	n/s
Klubb	Xtenso 4	21	69	16.4	280	n/s	n/s	n/s	n/s	n/s

TRUCK MOUNTED PLATFORMS

Manufacturer	Model	Maximum Working Height (m)	Maximum Working Height (ft)	Maximum Horizontal Reach (m)	Maximum Platform Capacity (kg)	Platform Length (m)	Platform Width (m)	Gross Vehicle Weight (t)	Outriggers Stabilisers (2/4)	Insulated Boom (Y/N)
France Elévateur	Z 21 JH	21	69	n/s	280	n/s	n/s	3.5	4	n/s
Swisslift	GTA 210	21.1	69	13.4	310	1.8	0.8	n/s	n/s	n/s
Swisslift	GTA 220	21.1	69	13.4	310	1.8	0.8	n/s	n/s	n/s
Multitel Pagliero	MX 210	21.2	70	9.8	200	1.4	0.7	3.5	4	n/s
Altec	A70	21.3	n/s	12	362.9	n/s	n/s	n/s	n/s	Y
Easy Lift	EZ220	21.3	n/s	11.5	200	1.4	0.7	3.5	4	n/s
Versalift	VST-6600-I	21.34	70	11.89	362.87	n/s	n/s	14.96	4	Y
Altec	LR760-E70	21.4	n/s	14.8	181	n/s	n/s	n/s	n/s	Y
GSR	B220PX Comfort	21.5	71	11.4	250	0.7	1.4	3.5	n/s	n/s
CMC	PLA 210 C	21.5	71	14	200	1.4	0.6	n/s	n/s	n/s
Versalift	VO-265-REV	21.64	71	14.02	204.12	n/s	n/s	14.51	2	Y
GSR	E228TJ Comfort	21.7	71	17.3	280	0.7	1.6	7.5	2/4	n/s
Altec	A72T	21.9	n/s	13.4	362.9	n/s	n/s	n/s	n/s	Y
Palfinger	P220B	21.9	72	16.2	230	1.4	0.7	n/s	n/s	n/s
Isoli	PNT220NLX	21.9	72	11.1	250	1.4	0.71	3.5	n/s	n/s
Comet	22-10 HQ	22	72	10	200	1.4	0.7	n/s	4	n/s
Comet	22-12 HQ	22	72	12	230	1.4	0.7	6	4	n/s
Comet	22-17 HQ	22	72	17	250	1.4	0.7	8	4	n/s
Ascendant	A22-17TJ	22	72	17	280	1.2	1.8	7.5	4	n/s
Socage	DA 422 forSte	22	72	12	300	1.4	0.7	3.5	n/s	n/s
Cela	DT22	22	72	9	230	1.4	0.7	3.5	4	n/s
Socage	ForSte 22T	22	72	13	300	1.4	0.7	6.5	n/s	n/s
Hubmeister	HM 22 TKI	22	72	16	280	1.4	0.7	n/s	n/s	n/s
Runshare	JX5060JGKH-22	22	n/s	9.2	200	1.83	0.76	n/s	4	n/s
Tecchio	K 422 A	22	72	12.5	200	n/s	n/s	n/s	n/s	n/s
Palfinger	P 220 BK	22	72	16.9	300	1.4	0.7	3.5	n/s	n/s
CMC	PLA220	22	72	15	220	1.4	0.7	n/s	2/4	n/s
Safi	SC 22	22	72	11.5	200	1.4	0.7	n/s	4	n/s
Aichi	SKYMASTER SK22A	22	72	n/s	200	0.7	1.2	n/s	n/s	n/s
Ruthmann	TB 220.2	22	72	14	200	1.4	0.7	n/s	n/s	n/s
Ruthmann	TBR 220	22	72	16	230	1.4	0.7	n/s	n/s	n/s
Cela	Z220	22	72	12	200	1.4	0.7	n/s	n/s	n/s
Sinoboom	GKH22	22.2	73	11.74	250	1.2	0.75	8.7	4	n/s
Multitel Pagliero	MT 222 EX	22.2	73	12.4	200	1.6	0.7	3.5	4	n/s
CMC	PLJ22	22.2	73	15.5	230	1.4	0.7	n/s	4	n/s
Tadano	AT-220TG	22.3	73	n/s	200	1.2	0.7	n/s	4	n/s
France Elévateur	222 ATP	22.5	74	12	265	1.55	0.78	12	4	n/s
Imer	P 23 AS 11	22.5	74	10.5	200	1.4	0.7	n/s	n/s	n/s
Isoli	PNT230	22.5	74	11.3	230	1.4	0.71	3.5	n/s	n/s
Isoli	PT 225	22.5	74	13.5	250	1.4	0.71	n/s	n/s	n/s
Isoli	PT225 HE HE	22.5	74	13.5	230	1.4	0.71	3.5	n/s	n/s
Multitel Pagliero	MJ 226	22.6	74	12.4	250	1.4	0.7	3.5	4	n/s
Isoli	PT230	22.6	74	14	250	1.4	0.71	3.5	n/s	n/s
CTE	ZED 23.3 JH	22.6	n/s	10	230	1.4	0.7	n/s	n/s	n/s
CTE	ZED 23.2 JH	22.7	n/s	10	230	1.4	0.7	n/s	n/s	n/s
Altec	A75	22.8	n/s	12.9	362.9	n/s	n/s	n/s	n/s	Y
Versalift	VO-270-REV	22.86	75	15.24	204.12	n/s	n/s	14.51	2	Y
Versalift	VST-7100-I	22.86	75	12.8	362.87	n/s	n/s	14.96	4	Y
France Elévateur	232 CBA	23	75	14.4	265	1.55	0.78	16	4	n/s
Ascendant	A26-17TJ	23	75	17	280	1	1.8	7.5	4	n/s
France Elévateur	B 23 PRO H	23	75	n/s	n/s	n/s	n/s	3.5	4	n/s
Dino Lift	DINO 230VT	23	75	15.1	100	1.4	0.7	3.46	n/s	n/s
Ruthmann	ECOLINE 230	23	75	16.9	250	1.3	0.7	3.5	4	n/s
Elliott Equipment	H70F HiReach	23	75	17.7	272	1.02	1.52	15	4	n
Elliott Equipment	I70F HiReach	23	75	18.6	272	1.02	1.52	15	4	y
Palfinger	P 230	23	75	17.6	350	1.8	1	6.7	n/s	n/s
Danilift	PD230V	23	75	14	300	n/s	n/s	7.5	4	n/s
Oil & Steel	Scorpion 2313	23	75	12.5	250	1.4	0.7	3.5	n/s	n/s
Oil & Steel	Snake 2311 Compact REL	23	75	10.3	200	1.4	0.7	3.5	n/s	n/s
Ruthmann	T 230	23	75	18	350	1.7	0.86	n/s	n/s	n/s
Ruthmann	TBR 230	23	75	17.5	250	1.4	0.7	3.5	4	n/s
Palfinger	WT 230	23	75	17.5	350	1.6	0.8	n/s	n/s	n/s
Socage	ForSte 23T	23.1	76	13.5	300	1.4	0.7	3.5	n/s	n/s
Palfinger	P 240 A	23.2	76	10.7	230	1.4	0.85	3.35	n/s	n/s

TRUCK MOUNTED PLATFORMS

Manufacturer	Model	Maximum Working Height (m)	Maximum Working Height (ft)	Maximum Horizontal Reach (m)	Maximum Platform Capacity (kg)	Platform Length (m)	Platform Width (m)	Gross Vehicle Weight (t)	Outriggers Stabilisers (2/4)	Insulated Boom (Y/N)
Elliott Equipment	S70R SkyWalk	23.2	76	21.6	408	0.71	3.05	24.5	4	n
Altec	A77T	23.3	n/s	14.2	n/s	n/s	n/s	n/s	n/s	Y
GSR	E 240 PX Basic	23.3	76	11	200	0.7	1.4	n/s	n/s	n/s
France Elévateur	232 ATP	23.5	77	13	265	1.55	0.78	10	4	n/s
Socage	forSte 24 DJ	23.5	77	13	300	1.4	0.7	3.5	n/s	n/s
Elliott Equipment	G72F HiReach	23.5	77	19.2	272	1.02	1.52	15	4	n
Multitel Pagliero	MX 235	23.5	77	11.5	200	1.4	0.7	3.5	4	n/s
Oil & Steel	Snake 2413 Plus	23.5	77	12.6	250	1.4	0.7	3.5	n/s	n/s
GSR	B240PX Comfort	23.6	77	12.3	250	0.7	1.4	3.5	4	n/s
GSR	B240PX Compact	23.6	77	12.3	250	0.7	1.4	3.5	4	n/s
Ruthmann	ECOLINE RS 240	23.6	77	11.3	250	1.3	0.7	3.5	4	n/s
CMC	TB240	23.8	78	11.3	200	1.4	0.6	3.5	4	n/s
Isoli	PNT240	23.9	78	12	250	1.4	0.71	3.5	n/s	n/s
Thomas Hoogwerkers	240 NKT	24	79	n/s	n/s	n/s	n/s	n/s	n/s	n/s
Socage	DA 324 B	24	79	n/s	n/s	n/s	n/s	n/s	n/s	n/s
Socage	DA 324 forSte	24	79	11	225	1.4	0.7	3.5	n/s	n/s
Socage	DA 424 forSte	24	79	11.5	300	1.4	0.7	3.5	n/s	n/s
Cela	DT24	24	79	12	200	1.4	0.7	n/s	n/s	n/s
Hubmeister	HM 24 TKI	24	79	18	280	1.4	0.7	n/s	n/s	n/s
Multitel Pagliero	MT 240 EX	24	79	15.9	250	1.4	0.7	3.5	4	n/s
Benelligru	PL6000	24	79	14	200	1.4	0.7	n/s	n/s	n/s
Safi	SCA 24	24	79	10.5	220	1.4	0.7	3.5	4	n/s
Versalift	VTX-240	24	79	12.5	200	n/s	n/s	n/s	n/s	n/s
Multitel Pagliero	MX 240 VFO	24.2	79	11.5	225	1.6	0.9	n/s	n/s	n/s
Versalift	VST-7500-I	24.38	80	14.02	362.87	n/s	n/s	14.96	4	Y
Versalift	VST-7500-SI	24.38	80	14.02	362.87	n/s	n/s	14.96	4	Y
Altec	AH85A	24.4	n/s	14.6	590	0.91	2.44	n/s	n/s	Y
France Elévateur	242 TBA	24.5	80	n/s	265	1.35	0.78	15	4	n/s
Ruthmann	Ampero TBR 250 E	24.5	80	16.5	230	n/s	n/s	n/s	4	n/s
Socage	forSte 25 D	24.5	80	12.7	300	1.4	0.7	3.5	n/s	n/s
CTE	ZED 25 HV	24.6	n/s	11.7	250	1.4	0.7	n/s	n/s	n/s
Palfinger	P 250 BK	24.7	81	17	230	1.4	0.7	3.35	n/s	n/s
Altec	A82T	24.8	n/s	15	362.9	n/s	n/s	n/s	n/s	Y
GSR	E 250 PXJ Comfort	24.8	81	14.2	250	0.7	1.8	n/s	n/s	n/s
GSR	E250PXJ	24.8	81	14.3	280	n/s	n/s	5.88	n/s	n/s
CMC	PLA250	24.8	81	15	220	1.4	0.7	n/s	4	n/s
Mantall	S-2512C	24.8	n/s	12.5	220	1.78	0.73	6	n/s	n/s
Thomas Hoogwerkers	250 NKT	25	82	15.3	265	n/s	n/s	n/s	n/s	n/s
Cela	DT25	25	82	12	230	1.4	0.7	3.5	4	n/s
CMC	PLJ250	25	82	16	200	2.2	0.8	12	4	2.2
Bumar	PMT-25	25	82	11.6	265	n/s	n/s	n/s	n/s	n/s
Safi	SC 25	25	82	15	200	1.4	0.7	n/s	4	n/s
Ruthmann	TBR 250	25	82	16.5	230	1.4	0.7	n/s	n/s	n/s
Multitel Pagliero	MX 250	25.3	83	12.2	200	1.4	0.7	3.5	4	n/s
Tadano	AT-255CG	25.5	84	n/s	200	1.2	0.7	n/s	4	n/s
Tecchio	K 425 A	25.5	84	15	200	n/s	n/s	n/s	n/s	n/s
Klubb	Xtenso 5	25.5	84	20	280	n/s	n/s	n/s	n/s	n/s
Palfinger	P260B	25.6	84	17.4	230	1.4	0.7	n/s	n/s	n/s
GSR	E260PXJ Comfort	25.8	85	14	250	0.7	1.8	7.5	n/s	n/s
Versalift	VST-8000-I	25.91	85	15.24	362.87	n/s	n/s	14.96	4	Y
Comet	26-13 HQ	26	85	13	250	1.4	0.7	n/s	4	n/s
France Elévateur	262 CBA	26	85	16	265	1.55	0.78	18	4	n/s
France Elévateur	263 TBE	26	85	21	300	2	1	18	4	n/s
France Elévateur	264 TBE	26	85	21	400	3.6	1	18	4	n/s
Hubmeister	HM 26 TKI	26	85	18	300	1.4	0.7	n/s	n/s	n/s
Oil & Steel	Snake 2612 Plus	26	85	12.2	200	1.4	0.7	3.5	n/s	n/s
Oil & Steel	Snake 2612REL	26	85	12	200	1.4	0.7	3.5	n/s	n/s
Custers	Taurus 265-26	26	85	22	265	1.4	0.96	n/s	n/s	n/s
Custers	Taurus 330-26	26	85	20	330	1.4	0.96	14	n/s	n/s
CMC	TB 260	26	85	13.5	200	1.4	0.7	n/s	n/s	n/s
Ruthmann	TBR 260	26	85	17	250	1.4	0.7	3.5	4	n/s
France Elévateur	Z 26 JH	26	85	n/s	230	n/s	n/s	6	4	n/s
CTE	ZED 26 J	26	n/s	14	230	1.8	0.7	n/s	n/s	n/s
Tecchio	K 426 JI	26.4	87	17	280	n/s	n/s	n/s	n/s	n/s

TRUCK MOUNTED PLATFORMS

Manufacturer	Model	Maximum Working Height (m)	Maximum Working Height (ft)	Maximum Horizontal Reach (m)	Maximum Platform Capacity (kg)	Platform Length (m)	Platform Width (m)	Gross Vehicle Weight (t)	Outriggers Stabilisers (2/4)	Insulated Boom (Y/N)
Movex	E270 PX	26.5	87	n/s	220	n/s	n/s	6	4	n/s
GSR	E360PXJ	26.5	87	13.5	220	0.7	1.8	7.5	4	n/s
Swisslift	GTA 260	26.5	87	13.9	310	1.8	0.8	n/s	n/s	n/s
Elliott Equipment	M85 HiReach	26.5	87	22.5	340	0.76	1.37	11.8	4	n
France Elévateur	262 TBA	26.6	87	16	265	1.55	0.78	16	4	n/s
Altec	LS87	26.8	88	18.9	272	1.5	1	n/s	n/s	n/s
Isoli	PNT 27 14	26.8	88	13.7	200	1.8	0.8	6	n/s	n/s
Versalift	VO-350MHI-E83	26.82	88	12.8	362.87	n/s	n/s	23.58	4	Y
Versalift	VO-350-XMHI-E83 ELEVATOR	26.82	88	12.8	362.87	n/s	n/s	23.58	4	Y
Thomas Hoogwerkers	270 NK	27	n/s	21	400	n/s	n/s	n/s	n/s	n/s
Tadano	AT-270TG	27	89	n/s	200	1.2	0.7	n/s	4	n/s
France Elévateur	B 27	27	89	n/s	n/s	n/s	n/s	3.5	4	n/s
CTE	B-Lift 27	27	89	13	250	1.4	0.7	n/s	n/s	n/s
Danilift	PD270V	27	89	14.5	300	n/s	n/s	15	4	n/s
Isoli	PTJ270S	27	89	19.7	200	2.2	0.8	12	n/s	n/s
Safi	SCA 27	27	n/s	14	300	1.4	0.7	12	4	n/s
Aichi	SKYMASTER SK27A	27	89	n/s	200	0.7	1.2	n/s	n/s	n/s
Oil & Steel	Snake 2714 Compact	27	89	14	300	1.7	0.7	3.5	n/s	n/s
Ruthmann	TB 270 pro	27	89	18.1	250	1.4	0.7	3.5	4	n/s
Palfinger	WT 270	27	89	19.8	350	1.6	0.8	n/s	n/s	n/s
Versalift	VST-8500-I	27.13	89	16.15	362.87	n/s	n/s	22.67	4	Y
Multitel Pagliero	MX 270	27.2	89	13.3	225	1.7	0.8	5.6	4	n/s
Elliott Equipment	G85F HiReach	27.4	90	17.7	272	1.02	1.52	15	4	n
Elliott Equipment	I85F HiReach	27.4	90	18	272	1.02	1.52	24.5	4	y
Versalift	VO-452MHI-E85	27.43	90	13.72	317.51	n/s	n/s	23.58	4	Y
Isoli	PNT280J	27.8	91	13.7	200	1.8	0.8	7.5	n/s	n/s
Mantall	S-2815C	27.8	n/s	14.5	220	1.7	0.7	6	n/s	n/s
Thomas Boom Lifts	280 NKT	28	92	n/s	250	n/s	n/s	n/s	n/s	n/s
Comet	28-14 HQ	28	92	14	250	1.4	0.7	n/s	4	n/s
France Elévateur	284 TBE	28	92	21.5	360	2.35	1	18	4	n/s
Socage	DA 328 forSte	28	92	16	225	1.8	0.7	5.6	n/s	n/s
Hubmeister	HM 28 TKI	28	92	18	300	1.4	0.7	n/s	n/s	n/s
Palfinger	P 280 AXE	28	92	15	230	1.69	0.93	n/s	n/s	n/s
Benelgru	P28	28	92	17	200	1.4	0.7	n/s	n/s	n/s
Oil & Steel	Snake 2815 Compact	28	92	15	230	1.7	0.7	3.5	n/s	n/s
Platform Basket	VT 28	28	92	13.5	200	1.4	0.7	n/s	n/s	n/s
Cela	DT28	28.2	92	14	350	1.8	0.7	6	4	n/s
Versalift	VO-355MHI-E88	28.35	93	14.33	362.87	n/s	n/s	23.58	4	Y
Versalift	VO-355XMHI-E88	28.35	93	14.33	362.87	n/s	n/s	23.58	4	Y
France Elévateur	283 TBE	28.5	93	23	300	2	1	18	4	n/s
Socage	ForSte 28T	28.5	93	17.3	400	1.4	0.7	12	n/s	n/s
Ruthmann	T 285	28.5	93	21	320	1.7	0.86	n/s	n/s	n/s
Ruthmann	TU 285	28.5	93	21	320	1.7	0.86	n/s	n/s	n/s
Versalift	VO-455MHI-E88 ELEVATOR	28.65	94	14.63	317.51	n/s	n/s	23.58	4	Y
GSR	E290PX Comfort	28.7	94	15.6	220	0.7	1.8	7.5	4	n/s
CTE	ZED 29 J	28.7	n/s	15.5	230	1.8	0.7	n/s	n/s	n/s
Ruthmann	TB 290 pro	28.8	94	16.2	230	1.4	0.7	3.5	4	n/s
Altec	AH100A	29	n/s	15.4	590	0.91	2.44	n/s	n/s	Y
Elliott Equipment	H90F HiReach	29	95	18.6	272	1.02	1.52	24.5	4	n
CMC	PLJ290	29	95	22	280	2.2	0.8	n/s	n/s	n/s
CMC	PLJ300	29	95	22	280	2.2	0.8	18	2/4	n/s
Cela	TELJ29	29	95	12	200	2.2	1.1	n/s	n/s	n/s
France Elévateur	Z 29 J	29	95	n/s	230	n/s	n/s	10	4	n/s
Multitel Pagliero	MX 290 EX	29.3	96	14.9	225	1.7	0.8	7.5	4	n/s
Altec	A77TE93	29.8	n/s	14.2	318	n/s	n/s	n/s	n/s	Y
Versalift	VO-360MHI-E93	29.87	98	15.85	362.87	n/s	n/s	23.58	4	Y
Versalift	VO-360XMHI-E93	29.87	98	15.85	272.15	n/s	n/s	23.58	4	Y
Multitel Pagliero	MX 300 VFO	30	98	12.2	270	1.6	0.9	n/s	n/s	n/s
Palfinger	P 300	30	98	20.7	350	1.8	1	7.2	n/s	n/s
Danilift	PD300V	30	98	15.5	300	n/s	n/s	15	4	n/s
Bumar	PT 30	30	98	21.3	365	n/s	n/s	n/s	n/s	n/s
Ruthmann	T 300.1	30	98	21	320	1.7	0.86	n/s	4	n/s
Ruthmann	TB 300	30	98	17.1	250	1.4	0.7	3.5	4	n/s
Socage	TJ 30	30	n/s	n/s	n/s	n/s	n/s	n/s	n/s	n/s

TRUCK MOUNTED PLATFORMS

Manufacturer	Model	Maximum Working Height (m)	Maximum Working Height (ft)	Maximum Horizontal Reach (m)	Maximum Platform Capacity (kg)	Platform Length (m)	Platform Width (m)	Gross Vehicle Weight (t)	Outriggers Stabilisers (2/4)	Insulated Boom (Y/N)
Cela	TL30	30	98	21	300	2.3	0.9	n/s	n/s	n/s
Versalift	VO-460MHI-E93 ELEVATOR	30.18	99	16.15	226.8	n/s	n/s	23.58	4	Y
Versalift	VST-9500-I	30.18	99	18.59	272.15	n/s	n/s	22.67	4	Y
Tadano	AT-300CG	30.4	100	n/s	250	1.5	0.7	n/s	4	n/s
Altec	AA67-E100	30.5	n/s	14	908	n/s	n/s	n/s	n/s	Y
Altec	AN67E-E100	30.5	n/s	16.1	318	n/s	n/s	n/s	n/s	Y
Comet	31-14 T	31	102	14	250	1.4	0.7	n/s	4	n/s
Comet	31-17 HQ	31	102	17	250	1.4	0.7	n/s	4	n/s
CTE	ZED 32 J	31.5	n/s	19.8	250	2.4	0.8	n/s	n/s	n/s
Versalift	VST-7500SI-E100 ELEVATOR	31.7	104	14.02	362.87	n/s	n/s	23.58	4	Y
Versalift	VST-9000I-E100	31.7	104	17.07	362.87	n/s	n/s	n/s	4	Y
Versalift	VST-9000MHI-E100 ELEVATOR	31.7	104	17.07	317.51	n/s	n/s	n/s	4	Y
GSR	E320PXJ Comfort	32	105	20	280	0.7	1.8	18	4	n/s
Oil & Steel	Eagle Phoenix 3224	32	105	24	400	2.4	1	n/s	n/s	n/s
Oil & Steel	Eagle S 3224	32	105	24	400	2.4	1	18	n/s	n/s
Socage	forSte 32 DJ	32	105	19	280	1.8	0.7	7.5	n/s	n/s
Bumar	IPTM-32	32	105	21	300	n/s	n/s	n/s	n/s	n/s
CTE	MP 32.19	32	105	19	300	1.8	0.7	7.5	n/s	n/s
Palfinger	P 320	32	105	25.5	600	3.88	1.05	n/s	n/s	n/s
Bumar	PTM-32	32	105	21	300	n/s	n/s	n/s	n/s	n/s
Tadano	AT-320TG	32.2	106	n/s	250	1.2	0.7	n/s	4	n/s
Multitel Pagliero	MJ 320	32.2	106	24.7	280	2.2	0.8	18	4	n/s
Comet	33-16 HQ	33	108	16	250	1.4	0.7	n/s	4	n/s
Ruthmann	T 330	33	108	21	320	1.7	0.86	n/s	n/s	n/s
Cela	TJ330	33	108	10.8	280	2.2	0.85	n/s	n/s	n/s
Versalift	VST-7500I-E108 ELEVATOR	33.83	111	14.02	317.51	n/s	n/s	23.58	4	Y
Versalift	VST-7500MHI-E108 ELEVATOR	33.83	111	14.02	317.51	n/s	n/s	23.58	4	Y
Tecchio	K 434 J	34	112	23	360	n/s	n/s	n/s	n/s	n/s
France Elévateur	354 TBE	35	115	24.5	400	2.5	1	18	4	n/s
Oil & Steel	Eagle 3526	35	115	26	400	2.4	0.8	26	n/s	n/s
Multitel Pagliero	J 335 Alu	35	115	22.5	400	0.8	2.5	n/s	n/s	n/s
Elliott Equipment	L115 HiReach	35	115	24.4	272	0.76	1.37	27.2	4	n
Bronto Skylift	S35EM	35	115	29.5	450	2.4	1.1	18	4	n/s
Socage	TJ 35	35	n/s	n/s	n/s	n/s	n/s	n/s	n/s	n/s
Cela	TL35	35	115	24	300	2.3	0.9	n/s	n/s	n/s
Palfinger	WT 350	35	115	29.7	350	1.6	0.8	n/s	n/s	n/s
Elliott Equipment	H110F HiReach	35.7	117	25.6	272	1.02	1.52	26.3	4	n
Isoli	PTJJ36.29	35.7	117	29	400	3.2	0.9	n/s	n/s	n/s
Altec	AH125	36	n/s	15.4	952	0.91	2.44	n/s	n/s	Y
CMC	PLJ360	36	118	25.5	400	2.4	0.8	18	4	n/s
Bronto Skylift	S 36 XDT	36	118	27	700	2.4	1.05	n/s	n/s	n/s
Bronto Skylift	S36XDT	36	118	27	700	2.4	1.05	18	4	n/s
Ruthmann	T 360	36	118	30.9	350	1.7	0.86	n/s	n/s	n/s
Elliott Equipment	E120 E-Line	36.9	121	24.4	272	0.86	1.83	27.2	4	n
Palfinger	P 370 KS	37	121	31.5	500	2	0.8	15.2	n/s	n/s
Palfinger	WT 370	37	121	28.8	300	3.88	1.05	n/s	n/s	n/s
Socage	forSte 37 DJ	37.3	122	23	300	2	0.8	12	n/s	n/s
Multitel Pagliero	MJ 375	37.7	124	25.3	500	2.2	0.9	18	4	n/s
Comet	38-14 T	38	125	14	250	1.4	0.7	n/s	4	n/s
Oil & Steel	Eagle Phoenix 3824	38	125	20.5	400	2.4	1	n/s	n/s	n/s
Oil & Steel	Eagle S 3824	38	125	24	400	2.4	1	18	n/s	n/s
Bronto Skylift	S 38 XDT	38	125	27	700	2.4	1.05	n/s	n/s	n/s
Bronto Skylift	S38XDT	38	125	27	700	n/s	n/s	18	4	n/s
Ruthmann	T 380	38	125	31	600	2.42	0.97	n/s	n/s	n/s
Cela	TL38	38	125	24	300	2.3	0.9	n/s	n/s	n/s
Altec	HL125	38.1	n/s	13.7	363	n/s	n/s	n/s	n/s	Y
CTE	B-Lift 390 HR	39	128	20	450	2.4	0.9	n/s	n/s	n/s
Socage	ForSte 39 TJJ	39	128	30	300	2.3	0.9	18	n/s	n/s
Socage	TJJ 39	39	n/s	n/s	n/s	n/s	n/s	n/s	n/s	n/s
Bumar	PMT-40	40	131	21	365	n/s	n/s	n/s	n/s	n/s
Bumar	PTM-40	40	131	21	365	n/s	n/s	n/s	n/s	n/s
Ruthmann	T 400	40	131	31	600	2.42	0.97	n/s	n/s	n/s
Cela	TJ400	40	131	24.5	280	2.3	0.8	n/s	n/s	n/s
CTE	B-LIFT 410 HR	41	134	22.5	600	n/s	n/s	26	n/s	n/s

TRUCK MOUNTED PLATFORMS

Manufacturer	Model	Maximum Working Height (m)	Maximum Working Height (ft)	Maximum Horizontal Reach (m)	Maximum Platform Capacity (kg)	Platform Length (m)	Platform Width (m)	Gross Vehicle Weight (t)	Outriggers Stabilisers (2/4)	Insulated Boom (Y/N)
Oil & Steel	Eagle Phoenix 4230	42	138	23.5	500	2.4	1	n/s	n/s	n/s
Oil & Steel	Eagle S 4230	42	138	30	500	2.4	1	26	n/s	n/s
Multitel Pagliero	MJ 420	42	138	31	500	2.5	0.9	n/s	n/s	n/s
Bronto Skylift	SI 140 HDT-C	42	138	23.5	860	1.5	1	28.5	4	y
Cela	TL42	42	138	25.5	300	2.3	0.9	n/s	n/s	n/s
CTE	B-Lift 430 HR	42.5	139	19.4	450	2.4	0.9	n/s	n/s	n/s
Elliott Equipment	L140 HiReach	42.7	140	24.4	272	0.76	1.37	27.2	4	n
Socage	forSte 44 TJ	44	144	30	600	2.3	0.9	18	n/s	n/s
Bronto Skylift	S 44 XDT	44	144	24	700	2.4	1.05	n/s	n/s	n/s
Bronto Skylift	S44XDT	44	144	n/s	700	n/s	n/s	18	4	n/s
Socage	TJ 44	44	n/s	n/s	n/s	n/s	n/s	n/s	n/s	n/s
Altec	AH150	44.2	n/s	18.4	726	0.91	2.44	n/s	n/s	Y
Elliott Equipment	E145 E-Line	44.2	145	24.4	544	0.91	1.38	26.3	4	n
Comet	45-20 T	45	148	20	250	1.4	0.7	n/s	4	n/s
Palfinger	WT 450	45	148	28.7	300	3.88	1.05	n/s	n/s	n/s
Multitel Pagliero	MJ 450	45.2	148	32.3	500	2.5	0.9	26	4	n/s
Bronto Skylift	S 150 XDT	46	151	25	700	2.2	0.9	48	4	n/s
Bronto Skylift	S 46 XDT	46	151	25.3	700	2.4	1.05	18	4	n/s
Bronto Skylift	S46XDT	46	151	25	700	n/s	n/s	18	4	n/s
Ruthmann	T 460	46	151	31	600	2.42	0.97	n/s	n/s	n/s
Cela	TJ460	46	151	24	280	2.3	0.8	n/s	n/s	n/s
Socage	forSte 47 TJJ	47	154	30	600	2.3	0.9	18	n/s	n/s
Bronto Skylift	S 47 XR	47	154	28	700	2.4	1.05	n/s	n/s	n/s
Bronto Skylift	S47XR	47	154	26	700	2.4	1.1	18	4	n/s
Bronto Skylift	SI 156 HDT-C	47	154	24	860	1.5	1	32	4	y
Socage	TJ 47	47	n/s	n/s	n/s	n/s	n/s	n/s	n/s	n/s
Palfinger	P 480	48	157	28	600	3.88	1.05	17.8	n/s	n/s
Ruthmann	T 480	48	157	31	600	2.42	0.97	n/s	n/s	n/s
Cela	TL50	49.4	162	29.5	300	2.3	0.9	26	4	n/s
Bronto Skylift	S 50 XDTJ	49.5	162	35.4	700	2.4	1.05	26	4	n/s
Oil & Steel	Eagle S 5031	50	164	31	500	2.4	1	26	n/s	n/s
CTE	B-Lift 510 HR	50.5	166	28.1	450	2.4	0.9	n/s	n/s	n/s
Oil & Steel	Eagle Phoenix 5031	50.7	166	25	500	2.4	1	n/s	n/s	n/s
Altec	AC40-152S	51	167	n/s	n/s	n/s	n/s	39	n/s	N
Socage	forSte 51 TJ	51	167	36	600	2.3	0.9	26	n/s	n/s
Ruthmann	T 510 HF	51	167	33	600	2.42	0.97	n/s	n/s	n/s
Socage	TJ 51	51	n/s	n/s	n/s	n/s	n/s	n/s	n/s	n/s
Barin	AP 52/32	52	171	32	440	2.5	0.9	32	4	n/s
Oil & Steel	Eagle 5227	52	171	27	400	2.4	0.8	32	n/s	n/s
Bronto Skylift	SI 169 HDT-C	52	171	24	860	1.5	1	32	4	y
Multitel Pagliero	MJ 525	52.6	173	37	600	2.5	0.9	32	4	n/s
Bronto Skylift	S 173 XDT	53	174	35	700	2.2	0.9	48	4	n/s
Bronto Skylift	S 53 XDT	53	174	35.5	700	2.4	1.05	n/s	n/s	n/s
Bronto Skylift	S53XDT	53	174	35	700	n/s	n/s	26	4	n/s
Palfinger	WT 530	53	174	38.3	300	3.88	1.05	n/s	n/s	n/s
Socage	forSte 54 TJJ	54	177	36	600	2.3	0.9	26	n/s	n/s
Ruthmann	T 540	54	177	40	300	2.42	0.97	n/s	n/s	n/s
Socage	TJJ 54	54	n/s	n/s	n/s	n/s	n/s	n/s	n/s	n/s
Palfinger	P550	55	180	41.2	700	3.88	1	n/s	n/s	n/s
Bronto Skylift	S 56 XR	56	184	40	700	2.4	1.05	26	4	n/s
Bronto Skylift	S184XR	56	184	40	700	n/s	n/s	26	4	n/s
Bronto Skylift	S56XR	56	184	40	700	2.4	1.05	26	4	n/s
Cela	TL56	56	184	31	300	2.3	0.9	n/s	n/s	n/s
Palfinger	P 570	57	187	41	600	3.88	1.4	25.85	n/s	n/s
Ruthmann	T 570 HF	57	187	41	600	2.42	0.97	n/s	n/s	n/s
Elliott Equipment	E190 E-Line	58	190	27.4	544	0.91	1.38	49	4	n
Socage	TJ 58	58	n/s	n/s	n/s	n/s	n/s	n/s	n/s	n/s
Barin	AP 60/30	60	197	31	440	2.5	0.9	32	4	n/s
Oil & Steel	Eagle 6035	60	197	30	500	2.4	1	3.5	n/s	n/s
Bronto Skylift	SI 196 HDT-C	60	197	26	860	1.5	1	36	4	y
Cela	TL60JJ	60	197	31	600	2.3	0.9	n/s	n/s	n/s
Multitel Pagliero	MJ 600	60.4	198	35.5	600	2.5	0.9	32	4	n/s
CTE	B-Lift 620 HR	61	200	29.2	450	2.4	0.9	n/s	n/s	n/s
Socage	forSte 61 TJJ	61	200	40	600	2.3	0.9	32	n/s	n/s

TRUCK MOUNTED PLATFORMS

Manufacturer	Model	Maximum Working Height (m)	Maximum Working Height (ft)	Maximum Horizontal Reach (m)	Maximum Platform Capacity (kg)	Platform Length (m)	Platform Width (m)	Gross Vehicle Weight (t)	Outriggers Stabilisers (2/4)	Insulated Boom (Y/N)
Bronto Skylift	S 61 XDT	61	200	37	700	2.4	1.05	n/s	n/s	n/s
Bronto Skylift	S200XDT	61	200	37	700	n/s	n/s	32	4	n/s
Socage	TJJ 61	61	n/s	n/s	n/s	n/s	n/s	n/s	n/s	n/s
Palfinger	WT 610	61	200	36.8	300	3.88	1.05	n/s	n/s	n/s
Oil & Steel	Eagle S 6232	62	203	32	500	2.4	1	32	n/s	n/s
Oil & Steel	Eagle Phoenix 6232	62.7	206	29.5	500	2.4	1	n/s	n/s	n/s
Ruthmann	T 630	63	207	39	600	2.42	0.97	n/s	n/s	n/s
Palfinger	P 640	64	210	40.5	600	3.88	1.4	29	n/s	n/s
Palfinger	P 650i	65	213	27	500	1.8	1	n/s	4	n/s
Bronto Skylift	S 65 XR	65	213	37	700	2.4	1.05	n/s	n/s	n/s
Bronto Skylift	SI 219 HDT-C	65	213	27	510	1.5	1	41	4	y
Ruthmann	T 650 HF	65	213	42	600	2.42	0.97	n/s	n/s	n/s
Cela	TL65	65	213	31.5	300	2.3	0.9	n/s	n/s	n/s
Elliott Equipment	E160 E-Line	65.5	215	27.4	544	0.91	1.38	39	4	n
Multitel Pagliero	MJ 685	68.5	225	35	500	2.5	0.9	n/s	n/s	n/s
Socage	TJJ 70	68.5	n/s	n/s	n/s	n/s	n/s	n/s	n/s	n/s
Multitel Pagliero	MJ 700	70	230	36	600	2.5	0.9	36	4	n/s
Multitel Pagliero	MJ 750	70	230	66	600	3.6	0.9	n/s	n/s	n/s
Bronto Skylift	S 230 XR	70	230	37	700	2.2	0.9	75	4	n/s
Bronto Skylift	S 70 XR	70	230	37	700	2.4	1.05	32	4	n/s
Bronto Skylift	S70XDT	70	230	36	700	n/s	n/s	34	4	n/s
Cela	TL70JJ	70	230	33	600	2.3	0.9	n/s	n/s	n/s
Palfinger	WT 700	70	230	35	300	3.88	1.05	n/s	n/s	n/s
Ruthmann	T 720	72	236	38	600	2.42	0.97	n/s	n/s	n/s
Barin	AP 73/35 J2	73	239	35	400	2.5	0.9	42	4	n/s
Socage	forSte 75 TJJ	75	246	40	600	2.3	0.9	32	n/s	n/s
Palfinger	P 750	75	246	39	600	3.81	1.04	31.8	n/s	n/s
Ruthmann	T 750 HF	75	246	41	600	2.42	0.97	n/s	n/s	n/s
Bronto Skylift	S 78 XDT	77.8	255	37	700	2.4	1.05	n/s	n/s	n/s
Bronto Skylift	S 255 HLA	78	256	30	700	2.4	1.05	48	4	n/s
Bronto Skylift	S78XDT	78	256	38	700	2.4	1.1	41	4	n/s
Palfinger	WT 1000	84	276	30	450	3.88	2.15	n/s	n/s	n/s
Palfinger	P 900	90	295	32.5	530	3.45	2.15	48	n/s	n/s
Bronto Skylift	S 295 HLA	90	295	32	700	2.4	1.05	48	4	n/s
Bronto Skylift	S 90 HLA	90	295	32.6	700	2.2	0.9	48	4	n/s
Ruthmann	T 900 HF	90	295	n/s	600	1.3	0.7	52	n/s	n/s
Palfinger	P 1000	102.5	336	35	530	3.88	1.1	n/s	n/s	n/s
Bronto Skylift	S 104 HLA	103.8	340	33	700	2.2	0.9	62	4	n/s
Bronto Skylift	S 341 HLA	104	341	32	700	2.4	1.05	63	4	n/s
Bronto Skylift	S 112 HLA	112	367	33	700	2.4	1.05	74	4	n/s
Bronto Skylift	S 367 HLA	112	367	32	700	2.4	1.05	75	4	n/s



SMART DRIVE ACCESS.

GROWTH HACK YOUR BUSINESS WITH BRAVI'S INTELLIGENT APPROACH TO OPERATIONAL WORK SPACES.

SAFELY ACCESS, MULTIPLE POSITIONS, OPTIMISE TASK RATES & OPERATIONS.

BRAVI[®]
PLATFORMS

WWW.BRAVI-PLATFORMS.COM

90 1929 2019
GEDA[®]
ORIGINAL

GEDA[®]
ORIGINAL

THE NEXT LEVEL

www.geda.de

SIVGE
Always more than your expectation

REACH HIGHER WITH SIVGE



SP50 STOCK PICKER
SELFROLLED MAST TYPE MOBILE
ELEVATING WORK PLATFORM



HANGZHOU SIVGE MACHINERY CO.,LTD

ADD : No.15 Kangxian Road , Hangzhou , Zhejiang , China
TEL : +86-571-88043728 E-mail : info@sivge.com



www.sivge.com

HARRISON HYDRAULIC GENERATORS


Quality, Service and Dependability...Guaranteed since 1969



*Reliable Custom Hydraulic and
Belt Driven Generators with all
of the AC power that you
need on the jobsite.
Sizes range up to 40kW*

*" World Class Engineering
and
Customer Support"*

*The #1 Hydraulic
Generator for the
MEWP Industry*



Harrison
HYDRA-GEN
PROVEN UNDER PRESSURE.

14233 West Rd, Houston, TX 77041 **800-723-3334 • 281-807-4420**

Contact: awp@harrisonhydragen.org

www.harrisonhydragen.com

VAN MOUNTED PLATFORMS

Manufacturer	Model	Maximum Working Height (m)	Maximum Working Height (ft)	Maximum Horizontal Reach (m)	Maximum Platform Capacity (kg)	Platform Length (m)	Platform Width (m)	Gross Vehicle Weight (t)	Outriggers (#)	Insulated Boom (Y/N)
Lift-A-Loft	NLI	5.08	17	n/s	136	0.81	0.66	n/s	n/s	N
Lift-A-Loft	IMPAC - IM-18	5.59	18	2.69	226	2.13	0.91	n/s	2	N
Lift-A-Loft	IMPAC - IM-24	7.52	25	2.69	226	2.13	0.91	n/s	2	N
Isoli	PT90	8.5	28	4	200	1.4	0.7	n/s	n/s	n/s
Movex	TLF 9	8.8	29	5	120	n/s	n/s	n/s	n/s	N
France Elévateur	091 F	9	30	5.2	120	0.85	0.72	2.8	n/s	n/s
France Elévateur	091 FE	9	30	4.5	120	0.85	0.78	n/s	n/s	n/s
Easy Lift	ET090	9	30	4	200	1.4	0.7	3	2	n/s
Lift-A-Loft	IMPAC - IM-29	9.04	30	2.69	226	2.13	0.91	n/s	2	N
Klubb	K21	9.2	30	5.8	120	n/s	n/s	n/s	n/s	n/s
Klubb	K21N	9.2	30	5.8	120	n/s	n/s	n/s	n/s	n/s
Klubb	K20	9.8	32	4.8	120	n/s	n/s	n/s	n/s	n/s
Klubb	K20	10	33	5	120	n/s	n/s	n/s	n/s	n/s
Versalift	VANTEL-29-IH	10.06	33	6.1	136	n/s	n/s	4.3	n/s	Y
Versalift	TEL-29-N	10.06	33	6.1	159	n/s	n/s	6.6	n/s	N
Versalift	VANTEL-29-N	10.06	33	6.1	159	n/s	n/s	4.3	n/s	N
Versalift	VANTEL-29-EIH	10.06	33	6.7	136	n/s	n/s	4.3	n/s	Y
Socage	forSte 10 A	10.1	n/s	4.5	120	0.7	0.7	2.9	n/s	n/s
France Elévateur	Topy 11.2	10.25	34	5	200	n/s	n/s	n/s	n/s	n/s
Versalift	TEL-29-EIH	10.36	34	6.7	159	n/s	n/s	6.6	n/s	Y
Versalift	TEL-29-IH	10.36	34	6.1	159	n/s	n/s	6.6	n/s	Y
Versalift	T-30-SI	10.36	34	6.1	204.12	n/s	n/s	7.5	n/s	Y
Versalift	TEL-29-NE	10.36	34	6.7	136	n/s	n/s	6.6	n/s	N
Versalift	VANTEL-29-NE	10.36	34	6.7	159	n/s	n/s	4.8	n/s	N
Versalift	T-30-I	10.36	34	6.7	272	n/s	n/s	7.5	n/s	Y
Versalift	T-30-N	10.36	34	6.1	272	n/s	n/s	7.48	n/s	N
Versalift	T-30-MHI	10.36	34	6.1	272	n/s	n/s	7.48	n/s	Y
Versalift	T-30-MHN	10.36	34	6.1	272	n/s	n/s	7.48	n/s	N
Versalift	TEL-29-I	10.36	34	6.4	158.8	n/s	n/s	6.6	n/s	Y
Versalift	VANTEL-29-I	10.7	35	6.4	158.8	n/s	n/s	4.3	n/s	Y
Versalift	TEL-29-EI	10.7	35	7.01	158.8	n/s	n/s	6.6	n/s	Y
Versalift	VANTEL-29-EI	10.7	35	7.01	158.8	n/s	n/s	4.3	n/s	Y
Versalift	TEL-31-NE	10.7	35	7.01	199.58	1.24	0.84	6.57	n/s	N
Movex	TLF 10	10.8	35	5	120	n/s	n/s	n/s	n/s	N
France Elévateur	111 F i	11.1	36	6.8	120	0.85	0.72	n/s	n/s	n/s
Klubb	K26	11.1	36	5.2	120	n/s	n/s	n/s	n/s	n/s
Versalift	T-33-TN	11.28	37	6.1	226.8	n/s	n/s	7.48	n/s	N
Versalift	T-33-MHTN	11.28	37	6.1	226.8	n/s	n/s	7.48	n/s	N
Klubb	K26	11.3	37	6.2	120	n/s	n/s	n/s	n/s	n/s
Palfinger	PD 115 V	11.5	38	7.4	200	1.2	0.8	n/s	n/s	n/s
Danilift	P115V	11.5	38	7	150	n/s	n/s	3.5	n/s	n/s
Versalift	T-34-SI	11.56	38	7.32	204.12	n/s	n/s	7.48	n/s	N
Versalift	T-34-I	11.56	38	7.32	272.15	n/s	n/s	7.48	n/s	Y
Versalift	T-34-N	11.56	38	7.32	272.15	n/s	n/s	7.48	n/s	N
Versalift	T-34-MHN	11.58	38	7.32	272.15	n/s	n/s	7.48	n/s	N
Versalift	T-34-MHI	11.58	38	7.32	272.15	n/s	n/s	7.48	n/s	Y
Versalift	TEL-35-NE	11.58	38	6.1	199.58	1.24	0.83	6.58	n/s	N
Movex	TLF 11	11.6	38	7.5	120	n/s	n/s	n/s	n/s	N
Palfinger	P 120 V	11.8	39	6	200	1.2	0.8	n/s	n/s	n/s
Klubb	K26	11.8	39	6.8	120	n/s	n/s	n/s	n/s	n/s
Socage	forSte 12 A	11.9	n/s	5	120	0.7	0.7	3	n/s	n/s
GSR	E120TV	11.9	39	7.6	220	n/s	n/s	3.5	n/s	n/s
Comet	X VAN 12-4.5	12	39	4.5	200	1	0.7	n/s	4	n/s
Comet	PICK-UP X4-12	12	39	4.5	150	0.8	0.7	2.8	2	N
France Elévateur	Topy 12.1	12	39	6.5	120	n/s	n/s	n/s	n/s	n/s
France Elévateur	Topy 12.2	12	39	5	200	n/s	n/s	n/s	n/s	n/s
Socage	forSte 12 VT	12	39	7.5	120	0.7	0.7	3.5	n/s	n/s
France Elévateur	121 F	12	39	7	120	0.85	0.72	3.5	n/s	n/s
France Elévateur	121 FT	12	39	7	120	0.85	0.72	3.5	n/s	n/s
France Elévateur	122 F	12	39	7	200	1.35	0.78	3.5	n/s	n/s
Movex	TLF 12	12	39	7.5	200	n/s	n/s	n/s	2	Y
France Elévateur	121 FCC	12.1	40	7	120	0.85	0.72	3.5	n/s	n/s
Versalift	SST-36-N	12.19	40	24.67	159	n/s	n/s	6.5	n/s	N
Versalift	SST-36-NE	12.19	40	7.92	159	0.79	0.79	6.5	n/s	N

VAN-MOUNTED PLATFORMS

Manufacturer	Model	Maximum Working Height (m)	Maximum Working Height (ft)	Maximum Horizontal Reach (m)	Maximum Platform Capacity (kg)	Platform Length (m)	Platform Width (m)	Gross Vehicle Weight (t)	Outriggers (#)	Insulated Boom (Y/N)
Versalift	TEL-35-EIH	12.19	40	6.4	199.58	1.21	0.69	6.58	n/s	Y
Easy Lift	EV125	12.2	40	6.8	200	1.4	0.7	3.5	2	n/s
Easy Lift	EV130	12.2	40	7	200	1.4	0.7	3.5	2	n/s
Versalift	VST-36-I	12.5	41	7.92	272.15	n/s	n/s	7.93	n/s	Y
Versalift	VST-36-MHI	12.5	41	7.92	226.8	n/s	n/s	7.93	n/s	Y
France Elévateur	122 F i	12.5	41	7	200	1.35	0.78	n/s	n/s	n/s
Versalift	T-37-TN	12.5	41	7.32	226.8	n/s	n/s	n/s	n/s	N
Versalift	T-37-MHTN	12.5	41	7.32	226.8	n/s	n/s	n/s	n/s	N
France Elévateur	121 FC	12.5	41	7	120	0.85	0.72	3.5	n/s	n/s
Klubb	K32	12.5	41	7.3	120	n/s	n/s	n/s	n/s	n/s
Versalift	SST-37-EIH	12.8	42	8.23	204	0.99	0.99	6.5	n/s	Y
Versalift	SST-37-ENH	12.8	42	8.23	204	0.99	0.99	6.5	n/s	N
Versalift	SST-37-NE	12.8	42	8.23	181.44	0.99	0.99	6.57	n/s	N
GSR	S125RA	12.9	n/s	7.2	200	n/s	n/s	3.5	n/s	n/s
Danilift	P130V	13	43	7.8	230	n/s	n/s	n/s	n/s	n/s
Ascendant	A12.5VM	13	n/s	7.7	230	0.8	1.3	3.5	2	n/s
France Elévateur	132 FC	13	43	8.2	200	1.35	0.78	3.5	n/s	n/s
France Elévateur	131 F	13.1	43	7	120	0.85	0.71	3.5	n/s	n/s
Palfinger	PD 135 V	13.2	43	8.6	200	1.2	0.8	n/s	n/s	n/s
Movex	TLF 13	13.2	43	7.8	200	n/s	n/s	n/s	2	Y
France Elévateur	132 F	13.5	44	8.2	200	1.35	0.78	3.5	n/s	n/s
France Elévateur	132 FCV	13.5	44	8.2	200	1.35	0.78	3.5	n/s	n/s
France Elévateur	132 FV	13.5	44	8.2	200	1.35	0.78	3.5	n/s	n/s
France Elévateur	132 TM	13.5	44	8.2	265	2	1	6.5	n/s	n/s
CMC	ATP145	13.7	45	6.8	200	1.4	0.7	3.5	2/4	n/s
Versalift	SST-40-EIH	13.72	45	8.23	204.12	0.99	0.99	6.57	n/s	Y
Versalift	SST-40-ENH	13.72	45	8.23	204.12	0.99	0.99	6.57	n/s	N
Versalift	SST-40-NE	13.72	45	8.23	181.44	0.9	0.9	6.57	n/s	N
Klubb	KAT42	13.8	45	6.7	200	n/s	n/s	n/s	n/s	n/s
Klubb	K38p	13.8	45	8.2	200	n/s	n/s	n/s	n/s	n/s
Palfinger	P 140 V	13.8	45	7.5	200	1.2	0.8	n/s	n/s	n/s
France Elévateur	142 TPFCC	13.9	46	8.2	265	1.35	0.78	3.5	n/s	n/s
Comet	14-8	14	46	8	200	1.19	0.58	n/s	4	n/s
Comet	X VAN 14-6.2	14	46	6.2	200	1	0.7	n/s	4	n/s
Comet	14-8	14	46	8	200	1.19	0.58	n/s	4	Y
Comet	14-9.5	14	46	9.5	275	1.19	0.58	n/s	4	Y
Comet	PICK-UP X4-14	14	46	6.2	120	0.8	0.7	2.8	2	N
Comet	ESK 14 HQ	14	46	7.6	120	0.8	0.7	3.2	4	N
Comet	14.6 HQ	14	46	6	230	0.8	0.7	3.2	4	N
Palfinger	PD 140 V	14	46	9.1	200	1.2	0.8	n/s	n/s	n/s
France Elévateur	142 TPFCC	14	46	8.2	265	1.35	0.78	3.5	n/s	n/s
Movex	TLF 14	14	46	7.8	200	n/s	n/s	n/s	2	Y
Danilift	P140V	14	46	8	230	n/s	n/s	3.5	n/s	n/s
Safi S.r.l.	SCJ 14	14	46	8	220	1.4	0.7	5	n/s	n/s
Bumar	PTM-14E	14	46	7	225	n/s	n/s	n/s	n/s	n/s
Bumar	PTM-14E v2	14	46	7	225	n/s	n/s	n/s	n/s	n/s
Isoli	MPT140 4x4	14	46	6.3	200	1.3	0.71	3.5	n/s	n/s
Danilift	PD142V	14.2	47	9.2	230	n/s	n/s	7.5	2	n/s
France Elévateur	142 TLE	14.2	47	9	265	0.85	0.72	3.5	4	n/s
Danilift	PD143V	14.3	47	9.6	265	n/s	n/s	5	2	n/s
GSR	E140TJV Basic	14.4	47	8.5	220	0.7	1.2	3.5	2/4	n/s
GSR	E140TJV Compact	14.4	47	8.5	220	0.7	1.2	3.5	2/4	n/s
Palfinger	PD 145 V	14.5	48	9.9	200	1.2	0.8	n/s	n/s	n/s
France Elévateur	142 TPL	14.5	48	n/s	265	1.35	0.78	n/s	n/s	n/s
CTE	ZED 15.2	14.7	n/s	6.3	230	1.4	0.7	n/s	n/s	n/s
France Elévateur	142 TPL i	14.7	48	7.4	200	1.35	0.78	n/s	n/s	n/s
France Elévateur	142 TPL i	14.7	48	8.2	80	1.35	0.78	n/s	n/s	n/s
Danilift	P145V	14.8	49	8.5	230	n/s	n/s	n/s	n/s	n/s
Easy Lift	EV150	14.8	n/s	7	200	1.4	0.7	3.5	2	n/s
France Elévateur	142 TPL	14.8	49	8.2	265	1.35	0.78	n/s	n/s	n/s
Ascendant	A15TVM	15	n/s	7.7	230	0.8	1.3	4.6	2	n/s
France Elévateur	142 TPF	15	49	9.2	265	1.35	0.78	n/s	n/s	n/s
Danilift	PD150V	15	49	8.8	265	n/s	n/s	5	2	n/s
France Elévateur	152 TPF	15	49	8	265	1.35	0.78	n/s	n/s	n/s

VAN-MOUNTED PLATFORMS

Manufacturer	Model	Maximum Working Height (m)	Maximum Working Height (ft)	Maximum Horizontal Reach (m)	Maximum Platform Capacity (kg)	Platform Length (m)	Platform Width (m)	Gross Vehicle Weight (t)	Outriggers (#)	Insulated Boom (Y/N)
Danilift	PV155V	15.5	51	9.9	265	n/s	n/s	5	2	n/s
Comet	16-7.5 HQ	16	52	7.5	120	0.8	0.7	3.2	4	N
Bumar	PTM-16E	16	52	7	225	n/s	n/s	n/s	n/s	n/s
Bumar	PTM-16E v2	16	52	7	225	n/s	n/s	n/s	n/s	n/s
Bumar	PTM-17E	16	52	7	225	n/s	n/s	n/s	n/s	n/s
Danilift	PD162V	16.2	53	11	265	n/s	n/s	7.5	2	n/s
Danilift	PD160V	16.2	53	11	265	n/s	n/s	n/s	n/s	n/s
Palfinger	PD 162 V	16.2	53	10.9	200	1.2	0.8	n/s	n/s	n/s
GSR	E170TJV Basic	16.6	54	7.6	220	0.7	1.2	5	2/4	n/s
GSR	E170TJV Compact	16.6	54	7.6	220	0.7	1.2	3.5	2/4	n/s
France Elévateur	172 TPF	17	56	8.5	200	1.35	0.78	n/s	n/s	n/s
France Elévateur	172 TPL	17	56	8.2	265	1.35	0.78	n/s	n/s	n/s
France Elévateur	172 TPF i	17.2	56	7.4	200	1.35	0.78	n/s	n/s	n/s
France Elévateur	172 TPL i	17.2	56	7.4	200	1.35	0.78	n/s	n/s	n/s
France Elévateur	172 TPL i	17.2	56	8.2	80	1.35	0.78	n/s	n/s	n/s
France Elévateur	172 CPL	17.3	57	10.3	265	1.35	0.78	n/s	n/s	n/s
Danilift	PD175V	17.8	58	9	265	n/s	n/s	5	2	n/s
GSR	B180T Compact VV	17.9	59	11	300	0.7	1.4	3.5	2/4	n/s
GSR	B180T Comfort	17.9	59	12.8	300	0.7	1.4	3.5	2/4	n/s
GSR	B180T Comfort EV	17.9	59	12.8	300	0.7	1.4	3.5	2/4	n/s
France Elévateur	182 CPM	18	59	n/s	265	1.35	0.78	n/s	n/s	n/s
Bumar	PTM-18E v2	18	59	7	225	n/s	n/s	n/s	n/s	n/s
Bumar	PTM-18E	18	59	7	225	n/s	n/s	n/s	n/s	n/s
GSR	E180TJ Compact	18.2	60	14	280	0.7	1.8	7.5	2/4	n/s
Versalift	LT-56-NE	18.9	62	9.45	158.76	1.25	0.84	7.94	n/s	N
GSR	B200PX Compact	20	66	8.7	300	0.7	1.4	3.5	2/4	n/s
GSR	D300TJ	20	66	10.6	250	0.7	1.4	3.5	2/4	n/s
GSR	B200T Comfort EV	20	66	12.2	250	0.7	1.4	3.5	2/4	n/s
GSR	B200T Comfort XEV	20	66	13.2	250	0.7	1.4	3.5	2/4	n/s
Bumar	PTM-20E v2	20	66	7	225	n/s	n/s	n/s	n/s	n/s
Italmec	Galileo 20 A	20	66	8	200	1.3	0.7	n/s	n/s	n/s
Italmec	Galileo 20 H	20	66	6	200	1.3	0.7	n/s	n/s	n/s
Italmec	Galileo 20 R	20	66	8.5	200	1.3	0.7	n/s	n/s	n/s
Versalift	LT-62-NE	20.73	68	8.23	199.58	1.25	0.84	7.94	n/s	N
GSR	E220TJ Comfort	22.2	73	14.2	250	0.7	1.8	7.5	2/4	n/s
GSR	B230T Comfort X	22.5	74	13.2	250	0.7	1.2	3.5	2/4	n/s
GSR	B230T Comfort X	22.5	74	13.2	250	0.7	1.4	3.5	2/4	n/s
CTE	B-Lift 230 Pro-H	22.5	74	9.2	250	1.4	0.7	n/s	n/s	n/s
CTE	B-Lift 230 Pro-A	22.5	74	7.7	250	1.4	0.7	n/s	n/s	n/s
GSR	E260TJ Comfort	26.2	86	16.3	280	0.7	1.8	7.5	2/4	n/s
Ruthmann	TB 270+	27	89	14.8	230	1.4	0.7	n/s	n/s	n/s
GSR	D280TJ	28	92	15	220	0.7	1.6	12	2/4	n/s
Socage	forSte 35 TJ	35	115	30	400	2.2	0.9	18	n/s	n/s

**LOW WEIGHT.
LOW FRICTION.
CORROSION
RESISTANT.
CUSTOM MADE.**



**HOW CAN NYLACAST PRODUCTS
ENHANCE YOUR PROJECTS?**

SPEAK TO OUR SALES & ENGINEERING TEAM

✉ construction@nylcast.com

🌐 www.nylcast.com/construction



NYLACAST

ENGINEERED PRODUCTS



25.00 RX

- ✓ Powerful
- ✓ Robust
- ✓ Compact
- ✓ Versatile



 **6.16 m**
ft. 20'3"

 **1.99 m**
ft. 6'6"

 **0.89 m / 1.38 m**
ft. 3'5" / ft. 4'5"

 **40 %**
21.8°



www.ommelift.com

OMMELIFT



Quality since 1906

UNDERBRIDGE INSPECTION UNITS

Manufacturer	Model	Working Depth (m)	Maximum Depth U/Bridge (ft)	Maximum Platform Capacity (kg)	Platform Length (m)	Platform Width (m)	Gross Vehicle Weight (kg)	Rotation (Degrees)
Barin	ABC 60/L	4	13	150/300	6	1	3500	n/s
Anderson Hydra Platforms	HPT 38	4.88	16	455	11.58	0.94	20421	n/s
Barin	ABC 70/L	5	16	150/350	7	1.1	5700	n/s
Moog	MBI 50-1/S	5	16	300	n/s	n/s	3800	n/s
Barin	ABC 110/L	6	20	300/600	11	1.05	14000	n/s
Moog	MBI 70-1/S	6	20	400	n/s	n/s	6400	n/s
Anderson Hydra Platforms	HPT 43	6.16	20	635	13.1	0.94	20421	n/s
Anderson Hydra Platforms	HPT 66	6.6	22	635	20.12	0.94	25000	n/s
Moog	MBI 90-1/S	7.2	24	450	n/s	n/s	13500	n/s
Moog	MBI 110-1,2/S	7.5	25	500	n/s	n/s	15500	n/s
Barin	AB 7/S	7.6	25	250	n/s	n/s	14000	n/s
Barin	ABC 150/LS	7.6	25	300/500	15	1.1	18000	n/s
Barin	AB 6.5 Combi	8	26	200	n/s	n/s	18000	n/s
Barin	AB 9/S	8.5	28	250	n/s	n/s	13000	n/s
Barin	ABC 200/L	8.5	28	300/600	20	1.2	25000	n/s
Barin	ABC 230/L	8.5	28	300/600	23	1.5	32000	n/s
Moog	MBI 180-1,7/S	8.7	29	800	n/s	1.7	32000	n/s
Moog	MBI 200-1,5/S	8.7	29	800	n/s	1.5	32000	n/s
Barin	ABC 160/LS	9	30	200/500	16	1.3	32000	n/s
Tadano	BT-200	9	30	200	3	0.85	n/s	n/s
Moog	MBI 160-1,7/S	9.4	31	800	n/s	1.7	26000	n/s
Moog	MBI 175-1,5/S	9.4	31	800	n/s	1.5	26000	n/s
Barin	ABC 170/L	9.5	31	400/800	17	1.3	26000	n/s
Moog	MBI 140-1,4/S	9.5	31	600	n/s	1.4	22500	n/s
Aspen Aerials	B-32	10	33	204	1.37	0.97	13600	n/s
Barin	AB 10.5 Combi	11	36	260	n/s	n/s	18000	n/s
Aspen Aerials	A-30	12.9	42	272	1.53	1.02	n/s	n/s
Barin	AB 13/S	14	46	250	n/s	n/s	17000	n/s
Aspen Aerials	A-40	14.4	47	272	1.53	1.02	n/s	n/s
Moog	MBL 1200 T	16.1	53	280	n/s	n/s	24000	180
Barin	AB 18	16.3	53	300	n/s	n/s	26000	n/s
Moog	MBL 1300 T	17.1	56	280	n/s	n/s	24000	180
Aspen Aerials	A-52	17.6	58	272	1.52	1	n/s	n/s
Tadano	BT-400	18.1	59	300	2	0.85	n/s	n/s
Moog	MBL 1600 T	19	62	280	n/s	n/s	32000	180
Barin	AB 22	20.5	67	300	n/s	n/s	32000	n/s
Aspen Aerials	A-62	20.6	68	272	1.51	1	n/s	n/s
Barin	AB 20/S	20.8	68	250	n/s	n/s	26000	n/s
Aspen Aerials	A-75	22.02	72	318	1.51	1	n/s	n/s
Moog	MBL 1750 T	23	75	280	n/s	n/s	32000	180

Featuring equipment from: **adaptalift GROUP**



Potain HDT80



Hyster H22.00XM-12EC



2013 Hyster RS45-31CH



2014 Hyster RS45-31CH



Hyster H22.00XM-12EC

For details call +61 7 3382 4422 or visit IronPlanet.com.au/Marketplace-E

© 2019 IronPlanet, Inc. IronPlanet and Marketplace-E are members of the Ritchie Bros.' family of brand solutions.

IronClad Assurance® means rock-solid buyer confidence



MAST CLIMBING WORK PLATFORMS

Manufacturer	Model	Maximum Platform Capacity (kg)	Maximum Working Height (m)	Maximum Working Height (ft)	Number of Masts (No)	Platform Length (m)	Platform Width (m)	Power Source (E/D/LPG)	Mast Tie Spacing (m)
De Jong	SL1000	100	n/s	n/s	n/s	n/s	n/s	E	n/s
Geda	GEDA 200 Z	200	n/s	n/s	1	1.4	n/s	n/s	n/s
Böcker	Super-Lift S 225	200	50	164	n/s	1.4	0.85	n/s	2
Böcker	Service-Lift 3/240	240	n/s	n/s	n/s	1	0.8	n/s	n/s
De Jong	A34	300	n/s	n/s	1	n/s	n/s	E	n/s
De Jong	A34(L)	300	21.5	71 1	1.45	0.9	E	n/s	n/s
De Jong	AT30/LH	300	n/s	n/s	1	n/s	n/s	E	n/s
De Jong	AT30L	300	40	131	1	1.55	1.3	E	n/s
Geda	GEDA 300 Z	300	100	328	1	1.4	0.75	n/s	n/s
Geda	GEDA 300 ZP P	300	50	164	1	n/s	n/s	n/s	n/s
De Jong	SL300	300	n/s	n/s	n/s	n/s	n/s	E	n/s
De Jong	SL300A	300	n/s	n/s	n/s	n/s	n/s	E	n/s
Böcker	Super-Lift Z 320	300	50	164	n/s	1.4	0.8	n/s	4
Böcker	Super-Lift Z 330	300	100	328	n/s	1.4	0.8	n/s	4
Alimak Hek	TPL 300	300	50	164	n/s	1.6	1.4	n/s	n/s
De Jong	AT40	400	n/s	n/s	1	n/s	n/s	E	n/s
De Jong	AT40/H	400	n/s	n/s	1	n/s	n/s	E	n/s
Piat	P 405 S CE	400	100	328	1	5.29	1.4	E	6
De Jong	SL400	400	n/s	n/s	n/s	n/s	n/s	E	n/s
De Jong	AT50	500	n/s	n/s	1	n/s	n/s	E	n/s
Euroscaf	ESM-500	500	120	394	1	1.5	1.4	E	6
Geda	GEDA 500 Z	500	100	328	1	1.6	1.4	n/s	n/s
Geda	GEDA 500 Z DUO	500	100	328	1	1.4	1.6	n/s	n/s
Maber	MB 500/120-M	500	120	394	1	1.5	1	E	n/s
Maber	MB 500/120-T	500	120	394	1	1.5	1	E	n/s
De Jong	MP50	500	n/s	n/s	n/s	n/s	n/s	E	n/s
Climber International	P08	500	100	328	1	6	1.4	E	n/s
Scanclimber	SC1000	500	100	328	1	10.12	1.5	E	n/s
De Jong	SL500	500	n/s	n/s	n/s	n/s	n/s	E	n/s
Alimak Hek	TPL 500	500	100	328	n/s	1.6	1.4	n/s	n/s
Piat	EL PC 600	600	150	492	1	1.5	1	E	6
Scanclimber	M/TP 600	600	100	328	n/s	1.5	1.5	n/s	n/s
Climber International	PH5	600	100	328	n/s	1.5	1	E	n/s
Elevadores Alher	T7-CR	600	100	328	n/s	1.6	1.1	n/s	n/s
Climber International	P25	650	n/s	n/s	1	7	2.05	n/s	n/s
Rovers	R Geko 650 M/P	650	100	328	n/s	1.5	1.3	n/s	n/s
De Jong	AT75	750	n/s	n/s	1	n/s	n/s	E	n/s
Camac	Camac 1500	750	120	394	1	7.01	0.9	E	n/s
Piat	EL PC VEGA 750	750	100	328	1	1.42	1.34	E	6
Scanclimber	SC1000	750	100	328	2	20.24	1.5	E	n/s
De Jong	SL750	750	n/s	n/s	n/s	n/s	n/s	E	n/s
Safi S.r.l.	GAMMA MC/PC	800	100	328	1	1.8	1	E	6
Safi S.r.l.	JOLLY JUNIOR S	800	100	328	n/s	17.76	0.8	E	6
Maber	MB 800/150	800	150	492	1	1.75	1.4	E	n/s
Maber	MB S 01/120	800	120	394	1	7	1	E	n/s
Piat	P 405 S CE	800	100	328	2	17.75	1.4	E	6
Rovers	R 20	800	120	394	n/s	7	1	E	n/s
Rovers	R Geko 25 mono	800	60	197	n/s	6.95	0.8	n/s	n/s
Rovers	R Giotto mono	800	75	246	n/s	7	1	n/s	n/s
Alimak Hek	TPL 800	800	100	328	n/s	3.2	1	n/s	n/s
Geda	GEDA 850 ZM P	850	100	328	1	1.6	1.4	n/s	n/s
Scanclimber	SC8M	850	100	328	1	1.7	1.38	E	n/s
Scanclimber	SC3500L	900	150	492	2	41.73	n/s	E	n/s
Scanclimber	SC4000	900	100	328	1	13.75	1.68	E	n/s
Piat	EL PC 1000	1000	150	492	1	1.8	1.5	E	6
Electroelsa	EP-3125T	1000	30	98 1	7.1	1	E	n/s	n/s
Euroscaf	ESM-1000	1000	150	492	1	1.8	1.4	E	6
Maber	MB 800/150-S	1000	150	492	1	1.75	1.4	E	n/s
De Jong	MP1000	1000	n/s	n/s	n/s	n/s	n/s	E	n/s
Piat	P 506 E CE	1000	150	492	1	6.9	1.04	E	6
Climber International	P08	1000	100	328	2	18	1.4	E	n/s
Alba	PEC90	1000	90	295	1	6.81	0.8	E	n/s
Climber International	PH10	1000	150	492	n/s	1.6	1.4	E	n/s
Rovers	R 28 mono	1000	120	394	n/s	7	1	n/s	n/s

MAST CLIMBING WORK PLATFORMS

Manufacturer	Model	Maximum Platform Capacity (kg)	Maximum Working Height (m)	Maximum Working Height (ft)	Number of Masts (No)	Platform Length (m)	Platform Width (m)	Power Source (E/D/LPG)	Mast Tie Spacing (m)
Rovers	R Geko 1000 M/P	1000	100	328	n/s	1.8	1.3	n/s	n/s
Scanclimber	SC 1000 E	1000	100	328	n/s	1.5	10.5	n/s	n/s
Scanclimber	SC5000	1000	100	328	1	16.9	n/s	E	n/s
Scanclimber	SC8000	1000	150	492	2	46.2	1.6	E	n/s
Safi S.r.l.	SCAF MC/PC	1000	180	590	n/s	1.8	1.5	E	6
Elevadores Alher	T-1000	1000	100	328	n/s	2	1.4	n/s	n/s
Alimak Hek	TPL 1000	1000	100	328	n/s	1.6	1.4	n/s	n/s
Piat	VEGA CE	1000	150	492	1	n/s	n/s	E	6
Euroscaf	ESI	1010	150	492	1	6.8	1	E	6
Fraco	FMC 3	1100	120	394	1	10	2.6	E	7
Alba	PEC120R	1100	130	426	2	9.99	1.2	E	n/s
Camac	Camac 2000	1160	120	394	1	8.84	1.2	E	n/s
Scanclimber	SC3500L	1200	150	492	1	12.4	n/s	E	n/s
Scanclimber	SC6000	1200	100	328	2	44.6	1.6	E	n/s
De Jong	AT1250	1250	n/s	n/s	1	n/s	n/s	E	n/s
Electroelsa	ELSA P25	1250	100	328	1	7	n/s	E	n/s
Maber	MB P 01/150	1250	150	492	1	10	1.34	E	n/s
Scanclimber	SC 1300 E	1300	100	328	n/s	n/s	n/s	n/s	n/s
Alimak Hek	TPM 1300SD	1300	200	656	n/s	1.6	3.2	n/s	n/s
Scanclimber	SC6000	1400	100	328	1	16.9	1.6	E	n/s
Camac	Camac 1500	1500	120	394	2	20.18	0.9	E	n/s
Piat	EL PC 1500	1500	150	492	n/s	3	1.5	E	6
Euroscaf	ESM-1500	1500	150	492	1	2.5	1.4	E	6
Geda	GEDA 1200 ZM P	1500	100	328	1	n/s	n/s	n/s	n/s
Encomat	IZA 1500	1500	120	394	1	4	n/s	n/s	n/s
Encomat	IZA 30/100	1500	150	492	1	n/s	3.2	n/s	n/s
Scanclimber	M/TP 1500	1500	100	328	n/s	1.5	4.5	n/s	n/s
Maber	MB 1500/150	1500	150	492	1	3.2	1.5	E	n/s
De Jong	MP1500	1500	n/s	n/s	n/s	n/s	n/s	E	n/s
Alimak Hek	MS ProMax 1 M B-FG	1500	200	656	1	15.47	1.5	n/s	n/s
Alimak Hek	MSHF stat.	1500	80	262	1	13.3	1.5	n/s	n/s
Piat	P 3000 S CE	1500	200	656	2	9.8	1.35	E	6
Climber International	P25	1500	n/s	n/s	2	25	2.05	n/s	n/s
Climber International	P36 / PH10	1500	200	656	1	10	2.3	E	n/s
Scanclimber	SC10000	1500	150	492	2	48.6	n/s	E	n/s
Scanclimber	SC5000	1500	100	328	2	40.6	n/s	E	n/s
De Jong	SL1500	1500	n/s	n/s	n/s	n/s	n/s	E	n/s
Elevadores Alher	T2-CR	1500	100	328	n/s	2	1.8	n/s	n/s
Elevadores Alher	T25-CR	1500	100	328	n/s	3.2	1.64	n/s	n/s
Safi S.r.l.	VISION MC/PC	1500	200	656	n/s	3	1.5	E	9
Climber International	XML	1500	n/s	n/s	1	7	1.7	n/s	n/s
Electroelsa	ELSA P40	1600	220	722	1	13.19	1	E	n/s
Alimak Hek	MSHF 2 M B-FG	1600	200	656	2	32.6	1.5	n/s	n/s
Alimak Hek	MSM Super 2 M B-FG	1600	100	328	2	32.6	1.5	n/s	n/s
Alimak Hek	MSM Super 2 M stat.	1600	100	328	2	32.6	1.5	n/s	n/s
Climber International	P40	1600	200	656	1	12	2.3	E	n/s
Alimak Hek	TPM 1600S	1600	200	656	n/s	1.6	1.6	n/s	n/s
Electroelsa	EP-3125	1650	120	394	1	8.75	1	E	n/s
Alba	PEC120R	1700	130	426	1	32.11	1.2	E	n/s
Scanclimber	SC 1000 D	1700	100	328	n/s	1.5	24.7	n/s	n/s
Camac	Camac 3000	1710	120	394	1	11.84	1.2	E	n/s
Camac	Camac 3000 Selfstanding	1710	120	394	1	11.84	1.2	E	n/s
Camac	Camac 3000 Selfstanding	1710	17.54	581	10.2	1.2	E	n/s	n/s
Camac	Camac 3000 Selfstanding	1710	8.54	281	10.2	1.2	E	n/s	n/s
Alimak Hek	MSM Super 1 M B-FG	1750	100	328	1	5.67	1.5	n/s	n/s
Alimak Hek	MS ProMax 2 M B-FG	1780	200	656	2	38.4	1.5	n/s	n/s
Mastclimber Solutions	AC-13000	1800	200	656	1	17.5	2	E	n/s
Scanclimber	SC10000	1800	150	492	1	20.7	n/s	E	n/s
Alimak Hek	TPL 1800	1800	100	328	n/s	4.4	1.5	n/s	n/s
Alimak Hek	MS 2450	1880	100	328	1	6.9	1.6	n/s	n/s
Euroscaf	COSMOS	1900	150	492	1	11.8	1.25	E	6
Rovers	R 28 TS	1950	120	394	n/s	23.5	2.5	n/s	n/s
Safi	DELTA S	2000	100	328	2	21.9	0.9	E	6
Piat	EL PC 2000	2000	150	492	n/s	3	1.5	E	6



Safety above all



Safety | Uptime | Reliability

That's what Brontos are known for.

Focus on your job at heights and let a Bronto take care of the rest.



Take a look at the renewed brontoskylift.com!



LIFT YOUR BUSINESS UP



FARESIN
FUTURE
FORMULA

BRAND NEW
100% ELECTRIC



FROM 6m / 19,7 ft TO 17m / 55,8 ft

5 RANGE

56 CONFIGURATION



FARESINDUSTRIES.COM

MAST CLIMBING WORK PLATFORMS

Manufacturer	Model	Maximum Platform Capacity (kg)	Maximum Working Height (m)	Maximum Working Height (ft)	Number of Masts (No)	Platform Length (m)	Platform Width (m)	Power Source (E/D/LPG)	Mast Tie Spacing (m)
Safi	GAMMA S	2000	100	328	1	24.3	1.05	E	6
Scanclimber	M/TP 2000	2000	100	328	n/s	1.5	3	n/s	n/s
Maber	MB 2000/150	2000	150	492	1	3.2	1.5	E	n/s
Maber	MB 2000/150-R	2000	150	492	1	3.2	1.5	E	n/s
Maber	MB S 02/120	2000	120	394	2	25	1	E	n/s
Alimak Hek	MCM ABBA	2000	n/s	n/s	n/s	51	2.7	n/s	10
De Jong	MP2000	2000	n/s	n/s	n/s	n/s	n/s	E	n/s
Piat	P 506 E CE	2000	150	492	2	24.314	1.04	E	6
Alba	PEC130	2000	150	492	1	13	1.3	E	n/s
Climber International	PH15	2000	150	492	n/s	3	1.5	E	n/s
Climber International	PH20	2000	250	820	n/s	3	1.5	E	n/s
Scanclimber	SC 4000 E	2000	100	328	n/s	n/s	n/s	n/s	n/s
Scanclimber	SC20M	2000	100	328	2	5.1	1.38	E	n/s
De Jong	SL2000	2000	n/s	n/s	n/s	n/s	n/s	E	n/s
Alimak Hek	TPL 2000	2000	100	328	n/s	3.2	1.5	n/s	n/s
Alimak Hek	TPL 2000 D	2000	100	328	n/s	3.2	1.5	n/s	n/s
Piat	VEGA CE	2000	150	492	2	21.87	n/s	E	6
Scanclimber	SC4000	2065	100	328	2	31.4	1.68	E	n/s
Alba	PEC90	2100	90	295	2	22.62	0.8	E	n/s
Elevadores Alher	PM 210	2100	130	426	1	10	1.1	n/s	n/s
De Jong	AT2000	2150	n/s	n/s	1	n/s	n/s	E	n/s
Elevadores Alher	PM 200	2150	130	426	1	10	0.9	n/s	n/s
Fraco	FMC 3	2200	120	394	2	30.5	2.6	E	7
Alimak Hek	MC 650	2230	100	328	n/s	19.4	1.5	n/s	15
Euroscaf	ESA	2250	150	492	1	13.6	1.25	E	6
Fraco	SEP 5000	2270	400	1312	1	3.8	1.45	E	9
Mastclimber Solutions	AC-8000	2300	20	66.1	32.6	n/s	E	n/s	
Jaso	GP40	2300	150	492	n/s	13.44	1.3	E	n/s
Jaso	GPI40	2300	150	492	n/s	13.44	1.3	E	n/s
Camac	Camac 2000	2320	120	394	2	25.04	1.2	E	n/s
Scanclimber	SC 1300 D	2320	100	328	n/s	n/s	n/s	n/s	n/s
Alimak Hek	MS 2450	2380	100	328	2	24.6	1.6	n/s	n/s
Maber	MB 20	2400	250	820	1	3.2	1.5	E	n/s
Alimak Hek	MC 450	2500	n/s	n/s	n/s	10.2	2.2	n/s	10
Alimak Hek	MC 450 1 M	2500	200	656	n/s	10.2	2.2	E	8-10
Climber International	P45	2500	n/s	n/s	1	13	2.5	n/s	n/s
Rovers	R Giotto	2500	75	246	n/s	25	1	n/s	n/s
De Jong	SL2500	2500	n/s	n/s	n/s	n/s	n/s	E	n/s
Climber International	XMH	2500	n/s	n/s	1	12	2.5	n/s	n/s
Electroelsa	ELSA P25	2600	100	328	2	25	n/s	E	n/s
Scanclimber	SC 4700 E	2600	100	328	n/s	n/s	n/s	n/s	n/s
Alimak Hek	MCM-Single	2680	200	656	1	10.4	3.5	E	8-10
Alba	PEC150	2700	250	820	1	13.65	1.5	E	n/s
Scanclimber	SC 5000 E	2700	100	328	n/s	n/s	n/s	n/s	n/s
Fraco	SEH 6000	2720	400	1312	n/s	3.8	1.45	E	9
Fraco	SEL 4000	2720	400	1312	1	3	1.45	E	6
Kliimer	KLIMERLITE	2727	n/s	n/s	1	13.72	4.27	n/s	n/s
Euroscaf	ESI	2800	150	492	2	24.6	1	E	6
Maber	MB P 02/150	2800	150	492	2	30	1.34	E	n/s
Scanclimber	SC8000	2800	150	492	1	16.9	1.6	E	n/s
Stros	NP 3000	3000	150	492	n/s	1.6	11.2	n/s	n/s
Rovers	R 28	3000	120	394	n/s	28.25	1	E	9
Rovers	R Geko 25	3000	60	197	n/s	25.48	0.8	n/s	n/s
De Jong	SL3000	3000	n/s	n/s	n/s	n/s	n/s	E	n/s
Alimak Hek	TPM 3000T	3000	200	656	n/s	4.8	1.6	n/s	n/s
Alimak Hek	TPM 3000T2	3000	200	656	n/s	3.2	3.2	n/s	n/s
Alimak Hek	TPM 3000TD	3000	200	656	n/s	3.2	1.6	n/s	n/s
Climber International	XML	3000	n/s	n/s	2	25	1.7	n/s	n/s
Rovers	R 28 T	3100	120	394	n/s	41.2	1	E	n/s
Rovers	R 28 TL	3100	120	394	2	24.5	1	E	n/s
Böcker	Maxi-Climber MC 650	3400	200	656	1	15	3.2	n/s	15
Camac	Camac 3000	3420	120	394	2	32.4	1.2	E	n/s
Camac	Camac 3000 Selfstanding	3420	120	394	2	32.54	1.2	E	n/s
Camac	Camac 3000 Selfstanding	3420	17.54	58.2	20.2	1.2	E	n/s	n/s

MAST CLIMBING WORK PLATFORMS

Manufacturer	Model	Maximum Platform Capacity (kg)	Maximum Working Height (m)	Maximum Working Height (ft)	Number of Masts (No)	Platform Length (m)	Platform Width (m)	Power Source (E/D/LPG)	Mast Tie Spacing (m)
Camac	Camac 3000 Selfstanding	3420	8.54	28.2	20.2	1.2	E	n/s	
Electroelsa	EP-3125	3500	120	394	2	28	1	E	n/s
Elevadores Alher	PM 210	3560	130	426	2	30.5	1.1	n/s	n/s
Climber International	P36 / PH10	3600	200	656	2	30	2.3	E	n/s
Safi	SCAF 2000 S	3600	180	590	n/s	30.1	1.3	E	9
Fraco	ACT-8	3630	168	551	1	17.3	1.78	LPG/E/D	9.1
Electroelsa	ELSA P40	3700	220	722	2	33.9	1	E	n/s
Geda	GEDA 3700 Z/ZP	3700	100	328	1	2.9	2.15	n/s	n/s
Maber	MB 3500/120	3700	120	394	2	5	3.3	E	n/s
Elevadores Alher	PM 200	3700	130	426	2	30.5	0.9	n/s	n/s
Euroscaf	COSMOS	3800	150	492	2	32.1	1.25	E	6
Climber International	P40	4000	200	656	2	32	2.3	E	n/s
Alimak Hek	TPM 4000T	4000	200	656	n/s	3.2	1.6	n/s	n/s
Piat	UNION S CE	4000	n/s	n/s	1	n/s	n/s	E	6/9
Piat	UNION S CE	4000	n/s	n/s	2	n/s	n/s	E	6/9
Safi	VISION S	4000	200	656	n/s	35.4	1.5	E	9
Euroscaf	ESA	4100	150	492	2	34.7	1.25	E	9
Alba	PEC130	4100	150	492	2	33.5	1.3	E	n/s
Scanclimber	SC 4000 D	4200	100	328	n/s	n/s	n/s	n/s	n/s
Alimak Hek	MC 450 2 M	4500	200	656	n/s	30.4	2.2	E	8-10
Climber International	P45	4500	n/s	n/s	2	35	2.5	n/s	n/s
Scanclimber	SC 8000 E	4500	100	328	n/s	n/s	n/s	n/s	n/s
Climber International	XMH	4500	n/s	n/s	2	32	2.5	n/s	n/s
Fraco	FRSM 20K	4535	168	551	1	14.5	3.28	LPG/E/D	9.1
Jaso	GP40	4550	150	492	n/s	35.88	1.3	E	n/s
Jaso	GPI40	4550	150	492	n/s	35.88	1.3	E	n/s
Scanclimber	SC 4700 D	4700	100	328	n/s	n/s	n/s	n/s	n/s
Alba	PEC150	5000	250	820	2	37.8	1.5	E	n/s
Scanclimber	SC 5000 D	5000	100	328	n/s	n/s	n/s	n/s	n/s
Alimak Hek	MCM-Twin	5150	200	656	2	32.6	2.7	E	8-10
Klimer	KPM-8	5227	n/s	n/s	1	16.8	4.5	n/s	n/s
Maber	MB 50	5500	200	656	2	6.4	3.2	E	n/s
Böcker	Maxi-Climber MC 650	6000	200	656	2	15	3.2	n/s	15
Fraco	ACT-8	7260	168	551	2	36.2	1.78	LPG/E/D	9.1
Scanclimber	SC 8000 D	8000	100	328	n/s	n/s	n/s	n/s	n/s
Fraco	FRSM 20K	9070	168	551	2	38.7	3.28	LPG/E/D	9.1
Alimak Hek	MCM-ABBA	2x2000	200	656	n/s	51	2.7	E	8-10
Piat	P 3000 S CE	3000/3600	200	656	1	n/s	n/s	E	6

PASSENGER HOISTS

Manufacturer	Model	Maximum Working Height (m)	Maximum Working Height (ft)	Maximum Platform Capacity (kg)	Platform Length (m)	Platform Width (m)	Power Source (E/D/LPG)	Mast Tie Spacing (m)
Alimak Hek	FM	15	49	5000-12000	3.35	3.38	E	n/s
Alimak Hek	FM-Ex	15	49.2	5000-12000	3.35	3.38	E	n/s
Alimak Hek	SE-H TM EX	40	131	2500-6000	2.6	1.8	E	n/s
Alba	MC-250	40	131	250	n/s	n/s	E	n/s
Camac	Camac Smart	45	148	250	8.2	4.7	E	n/s
Geda	GEDA 300 Z/ZP	50	164	500	1.35	0.95	n/s	n/s
Alimak Hek	OS-Ex	50	164	1000-10000	4.5	2.5	E	n/s
Alba	PT-450-1V	50	164	450	1.24	0.84	E	n/s
Alba	PT-450-2V	50	164	450	1.24	0.84	E	n/s
Alimak Hek	TPL 300	50	164	300	n/s	n/s	E	7.5
Alba	MC-450	50	164	450	n/s	n/s	E	n/s
Montarte	10/12-CS	60	197	750	n/s	n/s	n/s	n/s
Montarte	10/15-CS	60	197	1000	n/s	n/s	n/s	n/s
Alimak Hek	TR	60	197	300-5000	2.8	3.12	E	n/s
Alimak Hek	TR-H	60	197	450-5000	2.8	3.12	E	n/s
Alimak Hek	TR-H Ex	60	197	450-5000	2.8	3.12	E	n/s
De Jong	PT500A	75	246	500	1.5	1.5	E	n/s
De Jong	PT500SP	75	246	500	1.5	1.5	E	n/s
Alimak Hek	OS	80	262	630-10000	4	2.5	E	n/s
Alimak Hek	SE-Ex FC	80	262	1200-2800	n/s	n/s	E	n/s
Alimak Hek	SE-Ex DOL	80	262	450-2000	n/s	n/s	E	n/s
Montarte	13/19-CD	100	328	1300	n/s	n/s	n/s	n/s
Safi	DELTA MC/PC	100	328	750	1.5	1.5	E	6
Camac	EPM-250	100	328	250	n/s	n/s	E	n/s
Geda	GEDA 1500 Z/ZP	100	328	2000	n/s	n/s	n/s	n/s
Geda	GEDA 500 Z/ZP	100	328	500	1.6	1.4	n/s	n/s
Geda	GEDA MULTILIFT P18	100	328	2000	2	1.4	n/s	n/s
Geda	GEDA MULTILIFT P18 P	100	328	2000	2	1.4	n/s	n/s
Geda	GEDA MULTILIFT P6	100	328	650	1.7	1.4	E	n/s
Safi	JUNIOR AS	100	328	500	1.3	1	E	6
Safi	JUNIOR MC/PC	100	328	600	1	1.5	E	6
Scanclimber	SC20P	100	328	1500	5.1	1.38	E	n/s
Scanclimber	SC20T	100	328	2000	5.1	1.38	E	n/s
Scanclimber	SC8P	100	328	500	1.7	1.38	E	n/s
Scanclimber	SC8T	100	328	850	1.7	1.38	E	n/s
Böcker	Super-Lift MX 324	100	328	300	1.4	0.85	n/s	4
Elevadores Alher	"T2-CRP"	100	328	1500	2	1.8	n/s	n/s
Elevadores Alher	T25-CRP	100	328	1300	3	1.5	n/s	n/s
Alimak Hek	TPL 1800	100	328	1800	n/s	n/s	E	7.5
Alimak Hek	TPL 2000	100	328	2000	n/s	n/s	E	7.5
Alimak Hek	TPL 2000 D	100	328	2000	n/s	n/s	E	7.5
Alimak Hek	TPL 500	100	328	500	n/s	n/s	E	7.5
Alimak Hek	Easyliifter	100	328	750/1200	n/s	n/s	E	n/s
Scanclimber	SC20M	100	328	2000	n/s	n/s	E	n/s
Alimak Hek	Scaffolders Hoist	100	328	500	n/s	n/s	E	6
Camac	EC-600/120	120	394	600	1.6	1.1	E	n/s
Camac	EC-HA-500/120	120	394	500	1.2	0.85	E	n/s
Camac	ECP-500/120	120	394	500	1.6	1.4	E	n/s
Alba	EG-250	120	394	250	1.2	0.6	E	n/s
Alba	EPM-1000	120	394	1000	2	1.4	E	n/s
Alba	EPM-800F	120	394	800	2.5	1.4	E	n/s
Euroscaf	ESC-500	120	394	500	1.5	1.4	E	6
Encomat	IZA 16 PAX	120	394	1500	n/s	n/s	n/s	n/s
Encomat	IZA PAX 15	120	394	1500	3.12	1.5	n/s	n/s
Encomat	IZA PAX 20	120	394	2000	3.12	1.5	n/s	n/s
Encomat	IZA PETC 1000	120	394	1000	2.3	1.5	n/s	n/s
Encomat	IZA PETC 1500	120	394	2000	3	1.5	n/s	n/s
Encomat	IZA PETC 2000	120	394	200	3	1.5	n/s	n/s
Encomat	IZA PETC 750	120	394	750	2.3	1.5	n/s	n/s
Maber	MB C 500/120-M	120	394	500	1.6	1.3	E	n/s
Maber	MB C 500/120-T	120	394	500	1.6	1.3	E	n/s
Alba	PT-1000F-1V	120	394	1000	2.5	1.4	E	n/s
Alba	PT-1000F-2V	120	394	1000	2.5	1.4	E	n/s
Alba	PT-1200-1V	120	394	1200	2	1.4	E	n/s

PASSENGER HOISTS

Manufacturer	Model	Maximum Working Height (m)	Maximum Working Height (ft)	Maximum Platform Capacity (kg)	Platform Length (m)	Platform Width (m)	Power Source (E/D/LPG)	Mast Tie Spacing (m)
Alba	PT-1200-2V	120	394	1200	2	1.4	E	n/s
Elevadores Alher	T5-CR	120	394	1000	1.8	1.5	n/s	n/s
Maber	MB 3500/120	120	394	3700	n/s	n/s	n/s	n/s
Maber	MB 500/120-M	120	394	500	n/s	n/s	n/s	n/s
Maber	MB 500/120-T	120	394	500	n/s	n/s	n/s	n/s
Alba	MC-750 HA	120	394	750	n/s	n/s	E	n/s
Alimak Hek	GTP dual T 1500	120	394	1500	n/s	n/s	E	n/s
Alimak Hek	SE-H	125	410	2100-3300	2.6	1.8	E	n/s
Montarte	10/13-CD	150	492	2000	n/s	n/s	n/s	n/s
Montarte	10/13-CS	150	492	1000	n/s	n/s	n/s	n/s
Montarte	13/17-CD	150	492	2600	n/s	n/s	n/s	n/s
Montarte	13/17-CS	150	492	1300	n/s	n/s	n/s	n/s
Montarte	13/18-CD	150	492	2600	n/s	n/s	n/s	n/s
Montarte	13/18-CS	150	492	1300	n/s	n/s	n/s	n/s
Montarte	13/19-CS	150	492	1300	n/s	n/s	n/s	n/s
Climber International	E05	150	492	500	1.3	0.9	E	n/s
Climber International	E10	150	492	1000	2	1.3	E	n/s
Camac	EC-1000/150	150	492	1000	1.75	1.4	E	n/s
Camac	EC-1700/150	150	492	1700	2	1.75	E	n/s
Camac	ECP-1000/150	150	492	1000	1.75	1.4	E	n/s
Camac	ECP-1500/150	150	492	1500	3.4	1.4	E	n/s
Camac	EPM-1000/150	150	492	1000	1.75	1.4	E	n/s
Camac	EPM-1500/150	150	492	1500	2	1.75	E	n/s
Euroscaf	ESC-1000	150	492	1000	1.8	1.4	E	6
Euroscaf	ESC-1500	150	492	1500	2.5	1.4	E	6
Euroscaf	ESP-1000	150	492	1000	2	1.1	E	6
Euroscaf	ESP-1500	150	492	1500	3	1.4	E	6
Jaso	GA25	150	492	250	0.9	0.65	E	n/s
Geda	GEDA 1200 Z/ZP	150	492	1500	2	1.4	n/s	n/s
Geda	GEDA MULTILIFT P12	150	492	1500	2	1.4	n/s	n/s
Geda	GEDA MULTILIFT P12 P	150	492	1500	2	1.4	n/s	n/s
Jaso	GM1500	150	492	1500	3.9	1.5	E	n/s
Jaso	GMI1500	150	492	1500	3.9	1.5	E	n/s
De Jong	HP1000F	150	492	1000	2.2	1.5	E	n/s
De Jong	HP100S	150	492	1000	2.2	1.5	E	n/s
De Jong	HP150S	150	492	1500	3	1.5	E	n/s
De Jong	HP1542	150	492	1500	4.2	1.6	E	n/s
De Jong	HP200S	150	492	2000	3	1.5	E	n/s
De Jong	HP2032	150	492	2000	3.2	1.6	E	n/s
Maber	MB A 1400/150	150	492	1400	3	1.5	E	n/s
Maber	MB A 1400/150-R	150	492	1400	3	1.5	E	n/s
Maber	MB A 1800/150	150	492	1800	3	1.5	E	n/s
Maber	MB A 2000/150	150	492	2000	3	1.5	E	n/s
Maber	MB A 2000/150-R	150	492	2000	3	1.5	E	n/s
Maber	MB A 800/150	150	492	800	2.1	1.2	E	n/s
Maber	MB A 800/150-S	150	492	1000	2.1	1.2	E	n/s
Maber	MB C 1000/150	150	492	1000	1.75	1.4	E	n/s
Maber	MB C 2000/150	150	492	1500	3.2	1.4	E	n/s
Maber	MB C 2000/150-R	150	492	1500	3.2	1.4	E	n/s
Maber	MB C 2000/150-S	150	492	2000	3.2	1.5	E	n/s
Maber	MB C 2000/150-SR	150	492	2000	3.2	1.5	E	n/s
Maber	MB C 2300/150	150	492	2000	4.4	2.2	E	n/s
Maber	MB C 3500/150	150	492	3000	5	3.3	E	n/s
De Jong	PE-3	150	492	300	1.12	0.82	E	n/s
De Jong	PE-4	150	492	400	1.32	0.82	E	n/s
De Jong	PE-5	150	492	500	1.42	0.92	E	n/s
De Jong	PE-6	150	492	600	1.52	0.92	E	n/s
De Jong	PT1000F	150	492	1000	2.2	1.5	E	n/s
De Jong	PT1000SP	150	492	1000	2.2	1.5	E	n/s
De Jong	PT2000A	150	492	2000	2.2	1.5	E	n/s
Piat	PV 1000 AS	150	492	1000	2	1.3	E	6
Piat	PV 500	150	492	500	1.3	1	E	6
Elevadores Alher	T10-CR	150	492	2000	3.2	1.6	n/s	n/s
Piat	VEGA 700 AS	150	492	700	2	1	E	6

PASSENGER HOISTS

Manufacturer	Model	Maximum Working Height (m)	Maximum Working Height (ft)	Maximum Platform Capacity (kg)	Platform Length (m)	Platform Width (m)	Power Source (E/D/LPG)	Mast Tie Spacing (m)
Alimak Hek	SCANDO 45/30	150	492	2000	n/s	n/s	E	n/s
Maber	MB 1500/150	150	492	1500	n/s	n/s	n/s	n/s
Maber	MB 2000/150	150	492	2000	n/s	n/s	n/s	n/s
Maber	MB 2000/150-R	150	492	2000	n/s	n/s	n/s	n/s
Maber	MB 800/150	150	492	800	n/s	n/s	n/s	n/s
Maber	MB 800/150-S	150	492	1000	n/s	n/s	n/s	n/s
Alba	MC-1000	150	492	1000	n/s	n/s	E	n/s
Alba	MC-1000 F	150	492	1000	n/s	n/s	E	n/s
Alba	MC-1200	150	492	1200	n/s	n/s	E	n/s
Alba	MC-1500 F	150	492	1500	n/s	n/s	E	n/s
Alba	MC-1700	150	492	1700	n/s	n/s	E	n/s
Alba	MC-750	150	492	750	n/s	n/s	E	n/s
Electroelsa	BASKET 3	160	525	300	0.8	0.4	E	n/s
Electroelsa	EHP 12	160	525	1500	2.2	1.34	E	n/s
Electroelsa	EHPM 1000 Mini	160	525	700	1.5	1.12	E	n/s
Electroelsa	EHPM 1200	160	525	1500	2.28	1.34	E	n/s
Electroelsa	ELSA H05	160	525	500	1.4	1	E	n/s
Electroelsa	ELSA H10	160	525	1000	2.09	1.12	E	n/s
Electroelsa	ELSA SPIDER 3 PM-M	160	525	300	1.23	0.9	E	n/s
Safi S.r.l.	SCAF AS	180	590	1000	2	1.3	E	6
Climber International	E12-30	200	656	3000	3	1.5	E	n/s
Climber International	E15	200	656	1500	3	1.5	E	n/s
Climber International	E15-20	200	656	2000	3	1.5	E	n/s
Climber International	E20	200	656	2500	3	1.5	E	n/s
Jaso	GE0525	200	656	500	0.95	1.25	E	n/s
Jaso	GE1537	200	656	1500	1.6	2	E	n/s
Geda	GEDA MULTILIFT P22	200	656	2000	3.20	1.40	n/s	n/s
Jaso	GEI0525	200	656	500	0.95	1.25	E	n/s
Jaso	GEI1537	200	656	1500	1.6	2	E	n/s
Maber	MB C 50	200	656	5500	6.4	3.2	E	n/s
Mastclimber Solutions	MS-CG-30	200	656	300	n/s	n/s	E	n/s
Mastclimber Solutions	MS-CG-30i	200	656	300	n/s	n/s	E	n/s
Mastclimber Solutions	MS-CG-50	200	656	500	n/s	n/s	E	n/s
Mastclimber Solutions	MS-CG-50i	200	656	500	n/s	n/s	E	n/s
Mastclimber Solutions	MS-CG-80	200	656	800	n/s	n/s	E	n/s
Mastclimber Solutions	MS-CG-80i	200	656	800	n/s	n/s	E	n/s
Mastclimber Solutions	MS-CT-30	200	656	300	n/s	n/s	E	n/s
Mastclimber Solutions	MS-CT-50	200	656	500	n/s	n/s	E	n/s
Mastclimber Solutions	MS-CT-80	200	656	800	n/s	n/s	E	n/s
Mastclimber Solutions	MS-SC-100/100TD	200	656	1000	3.2	1.5	E	n/s
Mastclimber Solutions	MS-SC-100TD	200	656	1000	3.2	1.5	E	n/s
Mastclimber Solutions	MS-SC-120/120TD	200	656	1200	3.2	1.5	E	n/s
Mastclimber Solutions	MS-SC-120TD	200	656	1200	3.2	1.5	E	n/s
Mastclimber Solutions	MS-SC-150/150TD	200	656	1500	3.2	1.5	E	n/s
Mastclimber Solutions	MS-SC-150TD	200	656	1500	3.2	1.5	E	n/s
Mastclimber Solutions	MS-SC-200/200TD	200	656	2000	3.2	1.5	E	n/s
Mastclimber Solutions	MS-SC-200TD	200	656	2000	3.2	1.5	E	n/s
Piat	PV 36/1200	200	656	1200	3	1.5	E	6
Piat	PV 36/1500	200	656	1500	3	1.5	E	6
Piat	PV 36/2000	200	656	2000	3	1.5	E	6
Piat	PV20	200	656	2000	3	1.5	E	6
Scanclimber	SC1432	200	656	1400	3.2	1.39	E	n/s
Scanclimber	SC1500K	200	656	1500	n/s	n/s	E	n/s
Scanclimber	SC2000K	200	656	2000	1.17	1.17	E	n/s
Scanclimber	SC2032-48	200	656	2000	3.2	1.39	E	n/s
Scanclimber	SC2032-65	200	656	2000	3.2	1.51	E	n/s
Scanclimber	SC2032-65VL	200	656	2000	3.2	1.51	E	n/s
Scanclimber	SC2037-65	200	656	2000	3.7	1.51	E	n/s
Scanclimber	SC2532-65H	200	656	2500	3.2	1.51	E	n/s
Scanclimber	SC2537-65H	200	656	2500	3.7	1.51	E	n/s
Scanclimber	SC300K	200	656	300	n/s	1.04	E	n/s
Scanclimber	SC3232-65H	200	656	3200	3.2	1.51	E	n/s
Scanclimber	SC3237-65H	200	656	3200	3.7	1.51	E	n/s
Scanclimber	SC400K	200	656	400	0.78	1.27	E	n/s

PASSENGER HOISTS

Manufacturer	Model	Maximum Working Height (m)	Maximum Working Height (ft)	Maximum Platform Capacity (kg)	Platform Length (m)	Platform Width (m)	Power Source (E/D/LPG)	Mast Tie Spacing (m)
Scanclimber	SC500K	200	656	500	1.5	1.3	E	n/s
Scanclimber	SC600K	200	656	600	1.49	1.02	E	n/s
Scanclimber	SC700K	200	656	700	1.73	1.02	E	n/s
Böcker	Super-Lift LX 2024 / 2040	200	656	2300	1.7	1.4	n/s	9
Böcker	Super-Lift LX 4024	200	656	4000	1.7	2.9	n/s	15
Böcker	Super-Lift LX-PM	200	656	2600	1.4	1.7	n/s	9
Böcker	Super-Lift MX 1024	200	656	1000	1.7	1.4	n/s	6
Böcker	Super-Lift MX 2024	200	656	2000	1.7	1.4	n/s	3
Piat	UNION AS 1300	200	656	1300	3	1.5	E	6/9
Piat	UNION AS 1500	200	656	1500	3	1.5	E	6/9
Piat	UNION AS 2000	200	656	2000	3	1.5	E	6/9
Piat	UNION AS 2500	200	656	2500	3	1.5	E	6/9
Safi	VISION AS 1000	200	656	1000	3	1.5	E	9
Safi	VISION AS 1300	200	656	1300	3	1.5	E	9
Safi	VISION AS 1500	200	656	1500	3	1.5	E	9
Safi	VISION AS 2000	200	656	2000	3	1.5	E	9
Safi	ZENITH AS 1300	200	656	1300	3	1.5	E	9
Safi	ZENITH AS 1500	200	656	1500	3	1.5	E	9
Safi	ZENITH AS 2000	200	656	2000	3	1.5	E	9
Safi	ZENITH AS 2500	200	656	2500	3	1.5	E	9
Safi	ZENITH MC/PC	200	656	2000	3	1.5	E	9
Alimak Hek	SCANDO 450	200	656	2000	n/s	n/s	E	n/s
Alimak Hek	SCANDO 65/32	200	656	2400	n/s	n/s	E	n/s
Alimak Hek	TCL	200	656	200	n/s	n/s	E	n/s
Alimak Hek	TPM 1300 SD	200	656	1300	n/s	n/s	E	9
Alimak Hek	TPM 1600 S	200	656	1600	n/s	n/s	E	9
Alimak Hek	TPM 3000 T	200	656	3000	n/s	n/s	E	9
Alimak Hek	TPM 3000 T 2	200	656	3000	n/s	n/s	E	9
Alimak Hek	TPM 3000 TD	200	656	3000	n/s	n/s	E	8-10
Alimak Hek	TPM 4000	200	656	4000	n/s	n/s	n/s	n/s
Alimak Hek	TPM 4000 T	200	656	4000	n/s	n/s	E	9
Electroelsa	EHPM 2500/10	220	722	1500	3.43	1.64	E	n/s
Electroelsa	EHPM 2500/15	220	722	1500	4	1.34	E	n/s
Electroelsa	ELSA H20	220	722	2000	3	1.5	E	n/s
Electroelsa	ELSA H20 PLC	220	722	2000	3	1.5	E	n/s
Electroelsa	ELSA PM50	220	722	5000	4.3	3.2	E	n/s
Montarte	15/20-CD	250	820	3000	n/s	n/s	n/s	n/s
Montarte	15/20-CS	250	820	1500	n/s	n/s	n/s	n/s
Montarte	20/26-CD	250	820	4000	n/s	n/s	n/s	n/s
Montarte	20/26-CS	250	820	2000	n/s	n/s	n/s	n/s
Alba	EDC 2000-60	250	820	2000	3.2	1.4	E	n/s
Alba	EDC-1700-20	250	820	1700	3.2	1.4	E	n/s
Alba	EDC-2000-40	250	820	2000	3.2	1.4	E	n/s
Geda	GEDA BL 2000	250	820	2000	3.2	1.45	n/s	n/s
Geda	GEDA SBL 2000	250	820	2000	3.2	1.45	n/s	n/s
Maber	MB A 2200/250	250	820	2200	3.2	1.5	E	n/s
Maber	MB A 3200/250	250	820	3200	3.2	1.5	E	n/s
Alba	PT-1800FA-1V	250	820	1800	3.3	1.4	E	n/s
Alba	PT-1800FA-2V	250	820	1800	3.3	1.4	E	n/s
Alba	PT-1800FB-1V	250	820	1800	3.3	1.4	E	n/s
Alba	PT-1800FB-2V	250	820	1800	3.3	1.4	E	n/s
Alba	PTB-3800-1V	250	820	3800	3.2	4.2	E	n/s
Alba	PTB-3800-2V	250	820	3800	3.2	4.2	E	n/s
Alimak Hek	SE	250	820	300-2000	2.6	1.56	E	n/s
Safi S.r.l.	VISION AS 3000 HS	250	820	3000	3	1.5	E	9
Alimak Hek	SCANDO 650	250	820	1500-3200	n/s	n/s	E	n/s
Alimak Hek	SCANDO 650 FC-S	250	820	2400-3200	n/s	n/s	E	n/s
Alimak Hek	SCANDO 650 XL	250	820	2400-3000	n/s	n/s	E	n/s
Alimak Hek	SE 1000	250	820	1000	n/s	n/s	E	n/s
Alimak Hek	SE 1200	250	820	1200	n/s	n/s	E	n/s
Alimak Hek	SE 2000	250	820	2000	n/s	n/s	E	n/s
Alimak Hek	SE 300	250	820	300	n/s	n/s	E	n/s
Alimak Hek	SE 500	250	820	500	n/s	n/s	E	n/s
Alimak Hek	SE 630	250	820	630	n/s	n/s	E	n/s

PASSENGER HOISTS

Manufacturer	Model	Maximum Working Height (m)	Maximum Working Height (ft)	Maximum Platform Capacity (kg)	Platform Length (m)	Platform Width (m)	Power Source (E/D/LPG)	Mast Tie Spacing (m)
Alimak Hek	SE 700	250	820	700	n/s	n/s	E	n/s
Alba	MC-2000FA	250	820	2000	n/s	n/s	E	n/s
Alba	MC-2000FB	250	820	2000	n/s	n/s	E	n/s
Alba	MC-2000	250	820	2000	n/s	n/s	E	n/s
Jaso	GE2060	300	984	2000	1.6	3.2	E	n/s
Jaso	GEI2060	300	984	2000	1.6	3.2	E	n/s
Mastclimber Solutions	MS-VL-20/32	300	984	2000	3.2	1.5	E	n/s
Mastclimber Solutions	MS-VL-20/32II	300	984	2x2000	3.2	1.5	E	n/s
Mastclimber Solutions	MS-VL-27/32	300	984	2700	3.2	1.5	E	n/s
Mastclimber Solutions	MS-VL-27/32II	300	984	2x2700	3.2	1.5	E	n/s
Mastclimber Solutions	MS-VL-32/32	300	984	3200	3.2	1.5	E	n/s
Mastclimber Solutions	MS-VL-32/32II	300	984	2x3200	3.2	1.5	E	n/s
Scanclimber	SC1837-65	300	984	1800	3.7	1.51	E	n/s
Stros	NOV 2032	350	1148	2000	3.2	1.47	n/s	n/s
Stros	NOV 2738	350	1148	2700	3.81	1.47	n/s	n/s
Stros	NOV 3242	350	1148	3200	4.21	1.47	n/s	n/s
Geda	GEDA PH 2032 Single	400	1312	2000	3.20	1.55	n/s	n/s
Geda	GEDA PH 2737	400	1312	2700	3.7	1.55	n/s	n/s
Geda	GEDA PH 3240	400	1312	3200	4	1.55	n/s	n/s
Electroelsa	ELSA H50	500	1640	5000	5.6	1.5	E	n/s
Mastclimber Solutions	MS-I-100/100GD	600	1968	1000	n/s	n/s	E	n/s
Mastclimber Solutions	MS-I-100/100TD	600	1968	1000	n/s	n/s	E	n/s
Mastclimber Solutions	MS-I-100GD	600	1968	1000	n/s	n/s	E	n/s
Mastclimber Solutions	MS-I-100TD	600	1968	1000	n/s	n/s	E	n/s
Mastclimber Solutions	MS-I-200/200GD	600	1968	2000	n/s	n/s	E	n/s
Mastclimber Solutions	MS-I-200/200TD	600	1968	2000	n/s	n/s	E	n/s
Mastclimber Solutions	MS-I-200GD	600	1968	2000	n/s	n/s	E	n/s
Mastclimber Solutions	MS-I-200TD	600	1968	2000	n/s	n/s	E	n/s
Mastclimber Solutions	MS-M-200GS	600	1968	2000	5	2	E	n/s
Mastclimber Solutions	MS-M-200GZ	600	1968	2000	5	2	E	n/s
Mastclimber Solutions	MS-M-270GZ	600	1968	2700	5	2	E	n/s
Mastclimber Solutions	MS-VH-20/32	600	1968	2000	3.2	1.5	E	n/s
Mastclimber Solutions	MS-VH-20/32II	600	1968	2x2000	3.2	1.5	E	n/s
Mastclimber Solutions	MS-VH-27/32	600	1968	2700	3.2	1.5	E	n/s
Mastclimber Solutions	MS-VH-27/32II	600	1968	2x2700	3.2	1.5	E	n/s
Mastclimber Solutions	MS-VH-32/32	600	1968	3200	3.2	1.5	E	n/s
Mastclimber Solutions	MS-VH-32/32II	600	1968	2x3200	3.2	1.5	E	n/s
Mastclimber Solutions	MS-VS-20/32	600	1968	2000	3.2	1.5	E	n/s
Mastclimber Solutions	MS-VS-20/32II	600	1968	2x2000	3.2	1.5	E	n/s
Mastclimber Solutions	MS-VS-27/32	600	1968	2700	3.2	1.5	E	n/s
Mastclimber Solutions	MS-VS-27/32II	600	1968	2x2700	3.2	1.5	E	n/s
Mastclimber Solutions	MS-VS-32/32	600	1968	3200	3.2	1.5	E	n/s
Mastclimber Solutions	MS-VS-32/32II	600	1968	2x3200	3.2	1.5	E	n/s
Alimak Hek	SE SPECIAL FC	645	2116	24000	n/s	n/s	E	n/s
Alimak Hek	SE SPECIAL DOL	645	2116	24000	n/s	n/s	E	n/s

APEX
2020
MAASTRICHT
10th
EDITION 9 - 11 JUNE

**Landmark event
for the global aerial
platform industry**



**Back to where it all began:
MECC Maastricht to host 10th edition**

Maastricht



LET'S START PLANNING NOW!
APEX 2020 offers your business excellent
exposure to a highly targeted audience.
SECURE YOUR STAND SPACE TODAY!

Visit apexshow.com and click
on **'Book your stand space now'**

Sponsored by:

access
INTERNATIONAL

Supported by:

IPAF

khl

LEAVE ALL THE HEAVY DUTY TO THEM

Yiğit Akü industrial products
are always with you to carry
your business to success!



 **YİĞİTAKÜ**

 yigitakuas | www.yigitaku.com

ACCESS WITH ZOOMLION GREEN Li-ion SERIES

5 WARRANTY
For Li-ion
Battery
YEAR



Cutting-Edge Driving
System with Lithium
Power



Excellent Quick-Charge
Technology



Smart Battery
Management
System (BMS)
+ Unit
Control System



Preheating Function
Built In For Cold
Weather Regions



Intelligent Connectivity



ZOOMLION

Zoomlion Aerial Work Machinery Company

Add: ZOOMLION Wangcheng Industrial Park, Tengfei Road 997, Changsha Hunan, China
E-mail: awm@zoomlion.com Tel: +86 400-800-0157

Learn more at <http://en.zoomlion.com/>

access YEARBOOK



2019-2020

CONTACT DETAILS

MANUFACTURERS	84
COMPONENT PRODUCERS	89

Abbey Industries

42 Maffra Street
Coolaroo, Victoria
3048
AUSTRALIA
Tel: +61 (0)3 9351 1000
www.abbeyequip.com.au

AHI Group Asia Limited

Daludian Industrial Park
Heizhuanghu District
Beijing 1000023
CHINA
Tel: +86 10 8538 4165
www.ahiasia.com

Aichi Corporation

1152-10
Aza Yamashita Ryouke
Ageo-City
Saitama-Pref
JAPAN
Tel: +81 48 7811646
www.aichi-corp.jp

Airo Tigieffe Srl

Via Villa Superiore 82
Luzzara
Reggio Emilia
42045
ITALY
Tel: +39 052 2977365
www.airo.it

ALBA Maquinaria para la Construccion SA

Carretera de Sangroniz 34
Vizcaya, Sondika
E-48150, SPAIN
Tel: +34 944 711600
www.alba.es

Alimak Hek

Brunkebergstorg 5, 3rd
floor, SE-111 51
Stockholm
SWEDEN
Tel: +46 (0)8 4021440
www.alimakhek.com

Altec Industries Inc

210 Inverness Center Drive
Birmingham,
Alabama
AL 35242
USA
Tel: +1 205 4088040
www.altec.com

Ascendant Access

Unit 1 Earls Park North
Earlsway
Team Valley Trading Estate
Gateshead
NE11 0RQ, UK
Tel: +44 (0) 191 4879933
www.ascendantaccess.com

ASCLimber SL

S/ Serrania de Ronda 6/8
rea Empresarial Andaluca
Pinto, Madrid, SPAIN
Tel: +34 (0)916 918 580
www.asclimber.com

Aspen Aerials Inc

1428 Vermilion Road
Duluth, MN, 55807
USA
Tel: +1 218 6241111
www.aspenaerials.com

Ateco International Inc

Bulldozer House
New Road
Sheerness
Kent, ME12 1AU, UK
Tel: +44 (0) 1795 660666
www.atecoaccess.com

ATN

Rue André Thevet
Z.I.Guillaume Mon Am
47400 Fauillet
FRANCE
Tel: +33 (0)553 798 320
www.atnplatforms.com

AVV

Reifeisenstrasse 8
Schwbisch-Hall
GERMANY
Tel: +49 (0)791 932000
www.avv-arbeitsbuehnen.de

Barin S.R.L.

Via Ca' Nave 101, Cittadella
(PD), Padova
ITALY
Tel: +39 049 5971300
www.barin.it

Beijing Jingcheng Heavy Machinery Co., Ltd.

No.2, Chuangye Yuan Rd.
Xinghu Industry Park, Taihu
Tongzhou District, Beijing
CHINA
Tel: +86 (0)10 6153 9210
www.jchic.com

Benelligru Srl

Via Romana 27/1
Poviglio RE
ITALY
Tel: +39 052 2969756
www.benelligru.it

Bil-Jax inc (Haulotte Group)

125 Taylor Parkway
Archbold
Ohio
USA
Tel: +1 419 4458915
www.biljax.com

(Shanghai) Boada Engineering Machinery

No 1050
Youyi Road
Shanghai
PR CHINA
Tel: +86 21 36216789
Fax: +86 21 36212461
www.shbaoda.com

Braviisol Srl

SS Adriatica 16 Km
Castelfidardo (AN)
Ancona
ITALY
Tel: +39 071 7819090
www.braviisol.it

Bronto Skylift Oy AB

Teerivuorenkatu 28
Tampere
FINLAND
Tel: +358 (0) 32727216
www.bronto.fi

Bumar-Koszalin SA

ul. Lechickcka 51
Koszalin, 75-950
POLAND
Tel: +48 (0)94 3425042
www.bumar.pl

CABR Construction Machinery Technology Co

608 Chuangye Rd
ETDZ, Langfang, Hebei
065001
CHINA
Tel: +86 316 6077157
www.lfcabr.com

Camac S.A.

Avenida Francesc Marimon
138, Apartido 2
Esparreguera, Barcelona
8292
SPAIN
Tel: +34 937 771050
www.camacsa.com

CELA Spa

Via Dei Ponticelli 16
Corte Franca, Brescia
I-25040
ITALY
Tel: +39 03 0984123
www.cela.com

CMAX (CNBM International Corp)

Floor 16-18, No.4 Building
Zhuyu Business Center
9 Shouti South Road
Haidian District
Beijing 100048, CHINA
Tel: +86 10 6339 6346
www.cnbmmech.com

CMC srl

Strada Provinciale
70026 Modugno
BA, ITALY
Tel: +39 0805 326606
www.cmclift.com

Colombo Giuseppe Srl

Via Galvani 29
Settimo Milanese (MI)
I-20019, ITALY
Tel: +39 023 281432
www.colomboelevatori.com

Comabi

Route de Saint Bernard
BP 414, Trvoux F-01604
FRANCE
Tel: +33 (0)4 74009090
www.comabi.com

CO.ME.T Officine

Via Castelfranco
46 Localita Tivoli
400017 San Giovanni in
Persiceto
BO, ITALY
Tel: +39 0516 878711
www.officinecomet.it

Comet S.A./N.V.

Chaussee de Perwez 301
Namur, B-5003
BELGIUM
Tel: +32 (0)81 733081
www.comet-belgium.com

CTE (International Sales Department)

Via Caproni, 7
Rovereto (TN)
I-38068, ITALY
Tel: +39 0464 485050
www.ctelift.com

Custers Hydraulica BV

PO Box 22
Venray, NL-5800 AA
NETHERLANDS
Tel: +31 (0)47 8553000
www.custers.nl

Custom Equipment

2647 Hwy 175
Richfield, Wisconsin
53076, USA
Tel: +1 262 644 1300
www.hybridlifts.com

De Jong S Liften BV

Hogelandseweg 80
Postbus 6
Vianen
NL-4130 EA
NETHERLANDS
Tel: +31 (0)34 7373544
www.jong-liften.nl

Dinolift Oy

Raikkolantie 145
Loimaa
FINLAND
Tel: +358 (0)2 7625900
www.dinolift.com

Dunlop Work Platforms

125 Pleasant Street
Lynn
MA 01901
USA
Tel: +1 617 5815800
www.dunlopmastclimbers.com

Dur-A-Lift Inc

PO Box 31
2002 Kingbird Ave
George
IA 51237
USA
Tel: +1 712 4752804
www.dur-a-lift.com

Easy Lift srl

Via Leonardo da Vinci 22
42041
Brescello RE
ITALY
Tel: +39 0522 967620
www.easy-lift.it

Electroelsa srl

18-20-22 Via Pisana
Barberino Val d'Elsa
Firenze
I-50021
ITALY
Tel: +39 055 8078368
www.electroelsa.com

Elliott Equipment Company

4427 South 76th Circle
Omaha
NE 68127-1806
USA
Tel: +1 402 5924500
www.elliotequip.com

Equipment Technology Inc

341 NW 122nd St
Oklahoma City
OK 73114
USA
Tel: +1 405 7559703
www.eti1.com

ESDA Fahrzeugwerke GmbH

Im Rinschenrott 3a
Gottingen
D-37079
GERMANY
Tel: +49 (0)5 5138 590
www.esda.de

Euroscaf Srl a Socio Unicol

Via Fermi 16/B
Casella D'asolo (TV)
I-31010
ITALY
Tel: +39 042 3950262
www.euroscaf.it

Fraco Products

91 Chemin des Patriotes
St-Mathias-sur-Richelieu
Qubec, J3L 6A1
CANADA
Tel: +1 450 6580094
www.fraco.com

France Elevateur

10 Alle des Erables
Park de Haye
Velaine en Haye, 54840
FRANCE
Tel: +33 (0)3 83233132
www.france-eleveur.fr

Fujian Jianyong Machinery Equipment Co (Jyjx)

Room 207c, Building G
Phase 1
Datangshijia, Xiamen
Fujian
CHINA
Tel: +86 0592 5629238
www.fjtadiao.cn

Gardner Denver Powered Access

Access Platform Division
P O Box 468
Cross Lane / Tong
Bradford, BD4 0SU
UK
Tel: +44 (0) 1274 683131
www.gdpoweredaccess.com

Geda Dechentreiter GmbH

Mertinger Strae 60
Asbach-Bumenheim
D-8854
GERMANY
Tel: +49 (0)90 6980931
www.geda.de

Gemmo Group Srl

Via Della Tecnica, 10
Noventa Vincentia
I-36025
ITALY
Tel: +39 0444 887141
www.rigemmo.it

Genie/Terex USA

6464 185th Ave. NE
Redmond, Washington
98052, USA
Tel: +1 (425) 881 1800
Fax: +1 (425) 883 3475
http://www.genielift.com

Genie UK Ltd

The Maltings, Wharf Road
Grantham, NG31 6BH, UK
Tel: +44 1476 584 333
Fax: +44 1476 584 364
www.genielift.co.uk

Giraf Track

Hulstsestraat 2
8860 Lendeled
BELGIUM
Tel: +32 (0)56 738080
www.giraftrack.com

Goian SL

Elevadores Goian sl
Poligono Zubierreka 31-34
Lazkao, Guipuzcoa
E-20210, SPAIN
Tel: +34 943 804001
www.goian.com

GSR S.p.A.

Via Lea Giaccaglia 5
Rimini, I-47037
ITALY
Tel: +39 0541 388073
www.gsrspa.it

Guangdong YuHuaXing Construction Machinery Manufacture (YuHuaXing)

88, Liangyuan East Road
Liangtian Development
Area, Zhuliao Town
Baiyun District
Guangzhou, 510545
CHINA
Tel: +86-20-62654448
http://en.gd-yhx.com

Guangxi Construction Engineering Group (GXCM)

49 Chaoyang Road
Nanning City
Guangxi Zhuang
Autonomous Region
CHINA
Tel: +86 771 2810325
www.gxigjt.cn/

Guangzhou Jing Long Eng. Machinery Co (GJJ)

Huadu, Guangzhou
Guangdong
CHINA
Tel: +86 020-86788678
www.gjj-cn.com

HAB Service Centre GmbH

Heidigstrasse 17
76709 Kronau
GERMANY
Tel: +49 (0)7253 940118
www.hab-hubarbeitsbuehnen.de

Hunan Heron High Technology Co (Heron)

Room 1212
Building A
JiaTai International Building
No.41 East Fourth Ring Road
Chaoyang District
Beijing, 100025
CHINA
Tel: +86 400 6516 918

Hunan Sunward Intelligent Machinery Co (Sunward)

Sunward Intelligent
Industrial Park
Xingsha, Changsha
Hunan, CHINA
Tel: +86 731 83572828
www.sunward.com.cn

Hangzhou Truemax Machinery & Equipment (Truemax)

1-23A
Guodu Development Building
No.182 Chaohui Road
Hangzhou, CHINA
Tel: +86 571 85803511
www.truemax.cn

Haulotte Group

BP 9, L'Horme
FRANCE
Tel: +33 (0)4 77292158
www.haulotte.com

Heila Gru Srl

Via della Costituzione 43
Poviglio, Reggio Emilia
I 42028
ITALY
Tel: +39 (05) 22688244
www.heila.biz

Hidro-Grubert

Ruta Prov No 6 Km 5,5
Rio Tercero, Cordoba 5850
ARGENTINA
Tel: +54 (0)357 1421500
www.hidrogrubert.com

Hinowa Spa

Via Fontana
Nogara, Verona
I-37054
ITALY
Tel: +39 0442 539100
www.hinowa.com

Hitachi

Sicilieweg 5
1045 AT
Amsterdam
NETHERLANDS
Tel: +31 (0)20 4476700
www.hcme.com

Holland Lift International

Anodweg 1
Hoorn, 1627 LJ
NETHERLANDS
Tel: +31 (0)22 9285555
www.hollandlift.com

Hunan Runshare Heavy Industry Co

No 8 Panpan Road
Economic & Technical
Development Zone
Changsha, Hunan 410100
CHINA
Tel: +86 (0)731 84083599
www.runshare.com.cn
www.boomliftchina.com

(Terex) Hydra Platforms

1205 Galleria Blvd
Rock Hill
SC 29730, USA
Tel: +1 803 366 8195
www.terex.com

Hydro-Mobile

125 Rue de L'industrie
L'Assomption
J5W 2T9, CANADA
Tel: +1 450 5890503)
www.hydro-mobile.com

IMA Srl (Faraone)

Zona Industriale Salino
Tortoreto (TE),
64018
ITALY
Tel: +39 086 1781225
www.faraone.it

Imer Group

Business Unit IMER Access
Via San Francesco d'Assisi,
8 46020 Pegognaga
MN, ITALY
Tel: +39 0376 554011
www.imergroup.com

Isoli

Via Boschi 1/C
Fontaniva (PD),
35014, ITALY
Tel: +39 049 5957600
www.isoli.com

Iteco Spa

(See IMER Group)

Jinglong Eng. Machinery Co., Ltd (GJJ)

Overseas Industry Park,
Huashan Town,
Huadu District, Guangzhou,
Guangdong Province,
P.R. CHINA
Tel: +86 (0)20 8678 8678
www.gjjgzjl.com

JLG Industries (Europe)

Polaris Avenue 63
2132 JH Hoofddorp
THE NETHERLANDS
Tel: +31 (0)23 565 5665
www.jlgeurope.com

JLG Industries Inc

13224 Fountainhead Plaza
Hagerstown, MD, USA
Tel: +1 240 4208721
www.jlg.com

JunjinCSM

33, Oseon-Ri
Eumwang-Myun
Chungbuk, 369-900
SOUTH KOREA
Tel: +82 (0)43 879 2600
www.junjin.com

Klubb Group

12 avenue James de
Rothschild
77164 Ferrieres-en-Brie
FRANCE
Tel: +33.1.60.95.12.47
www.klubb.com

LDC Industries Inc

1201 7th Street
East Moline, Illinois
61244-1465
USA
Tel: +1 (309) 7521341
www.arrowmaster.com

Leader s.r.l

Via Guerazzi 3
Reggio Emilia, (RE)
42100
ITALY
Tel: +39 052 2619270
www.leader-piatt.it

Leguan Lifts Oy

Yltie 1
Ylirvi
FINLAND
Tel: +358 (0) 33476444
www.leguanlifts.com

Lift-A-Loft Corp

PO Box 2645
9501 S Center Rd,
Muncie
IN 47307, USA
Tel: +1 765 2883691
www.liftaloft.com

Lionlift Srl

Via Lombardia 20/A
Reggio Emilia
42100, ITALY
Tel: +39 0522 274 001
www.lionlift.com

LVM SA

ZAC de Ther
Beauvais-Allonne
F-60000
FRANCE
Tel: +33 (0)3 44025040
www.lvmnacelle.com

Maber Costruzioni Srl

Via Dell'Industria e
dell'Artigianato n. 16
35010 Carmignano Di
Brenta – PD
ITALY
Tel: +39 049 595 89 75
www.maber.eu

Macrel (Alba)

Carretera Sangroniz 34
Vizcaya, 48150
Sondika
E-48150
SPAIN
Tel: +34 944 711600
www.alba.es

Manitou BF

430 rue de l'Aubiniere
BP 249, Ancenis Cedex
44158
FRANCE
Tel: +33 02 40 09 10 55
www.manitou.com

Man-Meccanica

Via Conselvana 169
Masera di Padova
32020 MASERA/PD
ITALY
Tel: +39 049 8860055
www.man-meccanica.it

Mantall (Nantong) Heavy Industry Co

No 62 Binhai Avenue
Binhai Avenue
Binhai Industrial Park
Qidong Economic
Development Area
Nantong, Jiangsu 226236
CHINA
Tel: + 86 (0)513 83905158
www.mantall.com

Matilsa SA

Camino Del Vado 82
Zaragoza 50014
SPAIN
Tel: +34 976535093
www.matilsa.es

MavelTech

Ifangstrasse 111
8153 Rumlang
SWITZERLAND
Tel: +41 (0)44 818 0025
www.maveltech.com

MEC Aerial Work Platforms

14015 Madera Avenue
Kerman
CA 93630, USA
Tel: +1 559 842 1500
www.mecawp.com

MECAPLÚS S.L.

Torre catalán, s/n,
Esplús, 22535
SPAIN
Tel: 974435126
www.mecaplus.es

Michaelis Maschinenbau

Huxfelder Str 8
Grasberg, D-28879
GERMANY
Tel: +49 (0)42 083638
www.michaelis-
maschinenbau.de

Mieve

Camino de Becerril, 11
Monzon de Campos
Palencia, 34410
SPAIN
Tel: +34 979 808036
www.mieve.es

Niftylift Ltd

Access Centre
Summerson Road
Milton Keynes MK6 1LE
UNITED KINGDOM
Tel: +44 (0)845 2666605
www.niftylift.com

Niftylift

42B Orchard Street
Kilsyth, VIC, 3137
AUSTRALIA
Tel: +61 3 9725 0077
Fax: +61 3 9725 0044
www.nifty-lift.com.au

Oil & Steel S.p.A.

Via Mozart 91
Modena, ITALY
Tel: +39 (0) 59 28 53 00
www.oilsteel.com

Omme Lift A/S

Laegardsvej 4
Sonder Omme 7260
DENMARK
Tel: +45 75 341300
www.ommelift.dk

Oxley Srl

Via Valle Grana 90
San Rocco Bernezzo
(CN), I-12020
ITALY
Tel: +39 017 1857036
www.oxley.it

Pagliari (Multitel) SpA

Via Statale 154
12030 Manta (CN)
ITALY
Tel: +39 017 5255211
www.pagliari.com

Palazzani Spa

Via del Pavione 4
Paderno FC
Brescia
ITALY
Tel: +39 030 6847073
www.palazzani.it

Palfinger Platforms

Düsseldorfer Str. 100
47809 Krefeld
GERMANY
Tel: +49 (2151) 526151
www.palfinger-platforms.com

PB Lifttechnik GmbH

Gewerbegebiet Gassencker
Oberbechingen
89429
GERMANY
Tel: +49 (0)90 77950020
www.pbgbmh.de

Piat Srl

Via Feltrina 21
Pederobba (TV), I-31050
ITALY
Tel: +39 042 3639938
www.piatvideasrl.com

Platform Basket Srl

Via Maria Montessori, 1
42028 Poviglio
Reggio Emilia
ITALY
Tel: +39 0522 967666
www.platformbasket.com

PM Group

Via Emilia Est 1058
Modena
ITALY
Tel: +39 059 2054711
www.autogrupm.com

Polecat Industries

14141 SW 142nd Street
Miami
Florida
FL 33186
USA
Tel: +1 305 2548999
www.polecatindustries.com

Power Climber

Satenrozen 7
Kontich, B-2550
BELGIUM
Tel: +32 (0)38 773735
www.powerclimber.com

Power Towers

West House
West Avenue
Wigston
Leicester
LE18 2FB
UK
Tel: +44 (0)1751 838 8390
www.powertowers.co.uk

Rovers srl

Via Firmio Leonzio, 60
Salerno
I-84100
ITALY
Tel: +39 089 7724134
www.rovers.it

Ruthman Italia Srl

Via S Andrea, 19
Forlimpopoli
Forli, I-47034
ITALY
Tel: +39 054 3449347
www.ruthmann.de

Ruthmann GmbH & Co

Postfach 12 63
Gescher-Hochmoor
D-48705
GERMANY
Tel: +49 2863 204338
www.ruthmann.de

Safi Srl

Via San Rocco, 8
Cormuda-TV
I-31041
ITALY
Tel: +39 042 3639321
www.safi.it

Scale DC

Via Ripa Ticinese 73
Milan (MI)
I-20143
ITALY
Tel: +39 028 9401245
www.scaledc.it

Scaninter Nokia Ltd

Turkkirata 26
Pirkkala
FINLAND
Tel: +358 10 680 7000
www.scanclimber.com

Sinoboom

27 Nan'er Road
Economic & Technical
Development Zone
Changsha
Hunan
410100
CHINA
Tel: +86 (0)731 8525 2828
www.sinoboom

Shenyang North Traffic Heavy Industry Group (N.Traffic)

No. 16 Central Street
Economy and Technology
Developing Zone
Shenyang City
CHINA
Tel: +86 24 31813723
www.bfjt.com

Sky Aces srl

Via Agnini 47
41037 Mirandola MO
ITALY
Tel: +39)535 730027
www.skyaces.eu

Sky King Equipment

(King Highway Products)
Brunel Road
Corby
NN17 4JW
UK
Tel: +44 (0) 1536 403140
www.kingtrailers.co.uk

Skyjack Inc

55 Campbell Road
Guelph, Ontario
N1H 1B9
CANADA
Tel: +1 (0)519 8370888
www.skyjackeurope.com

Snorkel

PO Box 1160
St Joseph
MO 64502
USA
Tel: +1 785 9893000
www.snorkellifts.com

Socage srl

Strada Statale 12, n.10
Sorbara di Bomporto
Modena, 41030,
ITALY
Tel: +39 059 902656
www.socage.it

Stros

Strojirenská 791
264 01 Sedlčany
CZECH REPUBLIC
Tel: +420 318 842 111
Fax: +420 318 821 230
www.stros.cz

Tadano Faun GmbH

Postfach 10 02 64
Lauf a d Pegnitz
D-91205
GERMANY
Tel: +49 (0)9123 955130
Fax: +49 (0)9123 185530
www.tadanofaun.com

Talleres Velilla S/A
 Paseo de la Ribera s/n
 Canovelles, Barcelona
 E-08420, SPAIN
 Tel: +34 938 493777
 www.talleresvelilla.com

TCA Lift
 Tolderundsvej 106
 DK-5000 Odense C
 DENMARK
 Tel: +45 (0)66 13 1100
 www.tcalift.com

Tecchio SRL
 Via Peagnola 24
 Ospedaletto Euganeo
 I 35045, ITALY
 Tel: +39 042 990648
 www.techiosrl.com

Terex AWP
 6464 185th Ave. NE
 Redmond, Washington
 98052, USA
 Tel: +1 (425) 881 1800
 Fax: +1 (425) 883 3475
 www.genielift.com

Teupen Maschinenbau
 Marie-Curie-Strasse 13
 Gronau, D-48599
 GERMANY
 Tel: +49 (2565) 7040
 www.teupen.com

Time Manufacturing
 7601 Imperial Drive
 Waco, Texas
 TX 76702-8368
 USA
 Tel: +1 254 3942605
 www.timemfg.com

Tornborgs Maskinfabrik
 Tornborgsvaegen 1
 Lindaas
 S-36142
 SWEDEN
 Tel: +46 (0)47 110870
 www.tornborgs.se

Versalift
 Sondervang 3,
 Farsco, DENMARK
 Tel: +45 (0)996 61607
 www.timeintl.dk

Wuhan Fachman Machinery (Fachman)
 No 17
 Gutian 5 Road
 Wuhan
 430035
 CHINA
 Tel: +86 27 83858380
 www.fachman.com

Xiamen Kangbo Machinery & Set Co (Kangbo)
 No. 568,
 North Sunban Road
 Jimei District
 Xiamen, Fujian
 CHINA
 Tel: +86 592 5194998
 www.xmkangbo.com

Xuzhou Construction Machinery Group (XCMG)
 Industrial Zone 1, Xuzhou
 Economic Development
 Zone, Jiangsu, CHINA
 Tel: +86 516 87739286
 www.xcmg.com

Xuzhou Silkway Machinery & Equipment Co (Silkway)
 F17, Hengmao Business
 Center, No. 6
 Xi'an Road (N), Xuzhou City
 221006, Jiangsu Province
 CHINA
 Tel: +86 516 85866725
 www.silkway.net.cn

Youngman Group
 Stane Street, Slinfold
 Horsham, West Sussex
 RH13 7RD, UK
 Tel: +44 (0) 1403 792215
 www.youngmangroup.com

YUWA Construction Machinery Co (YUWA)
 Guicheng Science and
 Technology Park
 Nanhai Section
 Foshan City
 Guangdong Province
 CHINA
 Tel: 86-757-86301773
 www.fs-yuhua.com

Zhejiang Dingli Machinery
 No 1255 Baiyun South Road
 Leidian Town Deqing
 Zhejiang, CHINA
 Tel: +86 (0)572 868 1688
 www.chinadinli.com



Access International On-line
 You can read Access International on-line by registering to receive the magazine digitally – sign up at:
www.khl.com/subs/ai

Meet
DINO 280RXT
 Higher. Lighter. Smarter.

 A large, silver and red aerial platform on a trailer, shown in a warehouse setting. The platform has a long, articulated boom and a basket at the end.

100% up to the job

- Improved operator experience
- Superior boom performance
- Lightweight, excellent rough terrain access

DINOLIFT
 UP TO THE JOB

www.dinolift.com

 A woman wearing black high-heeled shoes is standing on a small, red, spider-like lift. The lift is being used to reach a high point, demonstrating its compact size and stability.

HEIGHT MATTERS
 SPIDER LIFTS AVAILABLE FROM 13 TO 42 M

EASYLIFT
 AERIAL PLATFORMS

EASY LIFT - Brescello (RE) - Italy
 Tel. +39 0522 967620 - Fax +39 0522 961873
 info@easy-lift.com - www.easy-lift.com

Four events - stronger together



SAVE THE DATE

Three days of Rental and Access events

9-11 June 2020

MECC Maastricht, The Netherlands

WHY VISIT

- Discover new products and more cost-effective solutions
- See the latest technological advances
- Have face-to-face meetings with new and key suppliers
- Obtain expert advice on specific challenges
- Gain new ideas and insights to grow your business
- Engage with the local and global rental community
- Stay up-to-date with emerging or changing trends
- Attend the ERAs annual convention and awards
- See the latest information technology

WHO VISITS

- Large and small rental companies
- General equipment rental companies
- Specialist rental companies (power, pumps etc.)
- Aerial platform rentals (also attending APEX show)
- Industrial equipment rental
- Small tool rental
- Landscaping/Groundcare rental

WHO EXHIBITS

- Manufacturers and suppliers of
- Compact construction equipment
 - Generators and compressors
 - Small tools and equipment
 - Aerial platforms/scaffolding
 - Landscaping/groundcare equipment
 - Rental software specialists
 - Asset tracking technology

TO EXHIBIT CONTACT

EVENT ORGANISER

Gerdi Hondebrink
e-mail: gerdi@ipi-bv.nl

INTERNATIONAL BOOKINGS

Paul Routley
e-mail: paul.routley@khl.com

ITALIAN BOOKINGS

Fabio Potestà
e-mail: info@mediapointsrl.it

To find out more visit

www.ireshow.com

BATTERIES/CHARGERS**Banner GmbH**

Postfach 777, Salzburgerstr
298, Linz, A-4021
AUSTRIA
Tel: +43 (7323) 888550
www.bannerbatterien.com

Battery Charger Industry (BCI)

Via Pietro nenni 17/19 Z.A
Colombare di Sirmione
25010, ITALY
Tel: +39 (0) 030 990 0610
www.moriraddrizzatori.it

Battery Supplies NV

Lindestraat 89A
Waregem
8790, BELGIUM
Tel: +32 (5661) 7977
www.batterysupplies.be

Crown Battery Manufacturing

1445 Majestic Drive
Fremont, Ohio 43420, USA
Phone: (419) 334-7181
Fax: (419) 334-7416
www.crownbattery.com

Emrol

Industrieweg 15
2390 Malle, BELGIUM
Tel: +32 (0)330 92424
www.emrol.com

Exide

Building 200
1300 Deerfield Parkway
Milton Georgia, 30004, USA
Tel: +1 (0) 678 566 9000
www.exide.com

Gantic

Postboks 98, 5346 Agotnes
Levering, Bleivassveien
NORWAY
Tel: +47 (0)55 315531
www.gantic.no

Hoppecke Battery Systems (Wuhan)

Xinching Shisan Road #3
Wujiashan Dongxihu District
Wuhan
Hubei 430040
CHINA
Tel: +86 021 6067 1938
www.hoppecke.com.cn

LCM Systems

31-32 Somerton Industrial
Park, Newport Road
Cowes, Isle of Wight
PO31 8PB, UK
Tel: +44 (0) 1983 299737
lcm systems.com

ManBat

Unit 4, 42/46 Albert Road
St Philips, Bristol, BS2 0XA, UK
Tel: +44 (0)1179 776477
www.manbat.co.uk

Manumag

Pol.Ind las Noias Muel
50450, Zaragoza
SPAIN
Tel: +34 (0)976 140606
www.manumag.com

Rema-Anderson Ruben Power

Broechemsesteenweg 1211D
Ranst 2520
BELGIUM
Tel: +32 (348) 85071
www.rubenpower.com

Trojan Battery Co

12380 Clark Street
Santa Fe Springs
CA 90670-3804
USA
Tel: +1 (562) 946 8381
www.trojanbattery.com

Wetac Motive Power

Galvanistraat 117
6716 AE Ede
THE NETHERLANDS
Tel: +31 (0)318 696192
www.wetac.com

DISTRIBUTION**Aerial Specialists, Inc**

1760 State Street
P.O. Box 085114
Racine WI 53408
USA
Tel: +1 262 632 0123
www.aerialspecialists.com

Equipment Parts Wholesale (EPW)

4780 E. Jensen Avenue
Fresno CA, 93725, USA
Tel: +1 (559) 2639622
www.epwparts.com

Global Parts & Equipment

514 North Laurel Road
London KY
40741, USA
Tel: +1 (606) 8785535
www.global-parts.com

Independent Parts & Service (IPS)

Unit A, Hortonwood 2
Telford, Shropshire
TF1 7GW
UK
Tel: +44 (0) 1952 671400
www.ips-ltd.biz

TVH

Brabantstraat 15
Waregem, 8790
BELGIUM
Tel: +32 (56) 43 42 11
www.tvh.be

ELECTRICAL & CONTROL**3B6 Srl**

Via Sivo 74, Castelletto Ticino
Novara, 28053
ITALY
Tel: +39 (0331) 973528
www.3b6.it

A. Van de Perk

Stolwykstraat 33
Rotterdam, 3007 AK
NETHERLANDS
Tel: +31 10 4226577
www.perk-elektrotechniek.nl

Accutest Ltd

South Wren Nest Road
Glossop, Derbyshire
SK13 8HB, UK
Tel: +44 (0) 1457 866613
www.accutest.co.uk

Autec Srl

Via Pomaroli 65
36030 Caldogno
VI, ITALY
Tel: +39 0444 901000
www.autecsafety.com

Albright International Ltd

125 Red Lion Road
Surbiton
Surrey, KT6 7QS
UK
Tel: +44 0208 390 5357
www.albright.co.uk

Ascorel

Rue du Champ de Courses
Pont Éveque,
38780, FRANCE
Tel: +33 (474) 575 466
www.ascorel.com

B D Electrical Inc.

10766 Plaza Drive
Whitmore Lake
MI, 48189
USA
Tel: +1 (800) 5487904
www.bdelectrical.com

Balluff Multiswitch

The Old Mill
Finney Lane
Cheadle
Cheshire
SK8 3DF, UK
Tel: +44 (161) 2824740
www.balluff.co.uk

Bauser-GME (BAUSER GmbH & Co. KG?)

Julius-Bauser-Strasse
Empfingen
72186, GERMANY
Tel: +49 7485 1810
www.bauser-control.de

BKR Electronics

Sejs Søvej 80
Silkeborg, DK-8600
DENMARK
Tel: +45 (868) 46367
www.bkr.dk

Cavotec International

Markörgatan 3
Haninge, S-136 44
SWEDEN
Tel: +46 (8) 556 52220
www.cavotec.com

Comatrol Spa (Sauer Danfoss)

Via Rinaldi 111
Reggio Emilia,
42100, ITALY
Tel: +39 (05) 229 15511
www.comatrol.com

Garos

Rue Galilee
Parc de la Bouvre
Bouguenais, 44340, FRANCE
Tel: +33 (0)240 650538
www.garos.fr

GEA Srl

Via Renata Bianchi 40
Genova,
16152, ITALY
Tel: +39 010 659661
www.gea-automotive.com

Guardian Instruments Inc

303 North Highway 183
Leander
TX, 78641
USA
Tel: +1 (512) 2603554
www.guardianinstruments.com

Hetronic Steuer Systeme GmbH

Adalbert Stifter Straße 2
Langquaid, 84085
GERMANY
Tel: +49 (945) 2189391
www.hetronic.de

Hirschmann Gruppe - PAT GmbH

Hertzstr. 32-34
Ettlingen, 76275
GERMANY
Tel: +49 (7243) 709131
www.pat-group.net

ITT Canon

666 E. Dyer Road
Santa Ana
California
92705-5612
USA
Tel: +1 714 557 4700
www.itt.com

Imet srl

Via Fornace 8
33077 Sacile
ITALY
Tel: +39 0434 787823
www.imet.eu

JR Merritt Controls

55 Spery Avenue
Stratford, CT 06615
USA
Tel: +1 (0)203 381 0400
www.jr.merritt

Lestronic (Lester Electrical)

625 West A Street
Lincoln
Nebraska, 68522
USA
Tel: +1 402 477 8988
www.lesterelectrical.com

Moba Mobile Automation

Kapellenstraße 15
65555, Limburg
GERMANY
Tel: +49 (6431) 95770
www.moba.de

NBB Controls & Components AG

Otto-Hahn-Strasse 1-3
Ölbronn-Dürren, 75248
GERMANY
Tel: +49 (7237) 999260
www.nbb.de

OEM Controls Inc

PO Box 894
Shelton, CT 6484
USA
Tel: +1 (203) 9298431
www.oemcontrols.com

Oxley

Via Divisione Cuneense 41
San Rocco Bernezzo - Cuneo
12020, ITALY
Tel: +39 0171 857036
www.oxley.it

PAT America Inc

20440 Century Blvd
Germantown, 'MD
20847, USA
Tel: +1 (717) 2172216
www.patamerica.com

Penny & Giles

15 Airfield Road
Christchurch
Dorset, BH23 3TG
UK
Tel: +44 (0) 1202 409409
www.pennyandgiles.com

P G Trionic

234 Western Avenue
Essex, MA, 01929
USA
Tel: +1 (978) 768 6733
www.trioncigroup.com

PQ-Controls

95 Dolphin Road
Bristol, CT, 6010
USA
Tel: +1 (860) 5836994
www.pqcontrols.com

Prolec Limited

25 Benson Road
Nuffield Industrial Estate
Poole, Dorset, BH17 0GB
UK
Tel: +44(0)1202 681190
www.prolec.co.uk

RB Components

Pi "El Poligono" Rio Ebro N27
50410 Cuarte de Huerva
Zaragoza
SPAIN
Tel: +34 (0)976 400 421
www.rbcomponentes.com

Scan-Sense AS

Bekkeveien 163
Vear, Tonsburg, N-3173,
NORWAY
Tel: +47 (3336) 3000
www.scansense.no

Sevcon

Kingsway South
Team Valley Trading Estate
Gateshead, Tyne and Wear
NE11 0QA
UK
Tel: +44 (0) 191 487 8516
www.sevcon.com

Vibro-Meter SA

Rte de Moncor 4
Fribourg, CH-1701
SWITZERLAND
Tel: +41 (26) 4073000
www.vibro-meter.com

Volkel Mikroelektronik

Otto-Hahn Stra.30
Munster-Roxel, 48161
GERMANY
Tel: +49 (2534) 973154
www.volkel.de

W Gessmann GmbH

Eppingerstrasse 221
Postfach 1151, Leingarten
74211, GERMANY
Tel: +49 (7131) 406729
www.gessmann.com

Zapi Spa

Via Parma, 59
Poviglio - Reggio Emilia
42028, ITALY
Tel: +39 0522 960050
www.zapispa.it

ENGINES

Caterpillar Power

100 N E Adams Street
Peoria, Illinois
61629-0001, USA
Tel: +1 (309) 6758995
www.cat.com

Cummins Engine Co Ltd

Yarm Road
Darlington, Co Durham
DL1 4PW, UK
Tel: +44 (0) 1325 556717
www.Cummins.com

Detroit Diesel

13400 Outer Drive
West Detroit, Michigan
48239, USA
Tel: +1 (313) 592 7633
www.detroitdiesel.com

Deutz AG

Deutz-Mulheimer Strasse 147-
149 Cologne, 51063
GERMANY
Tel: +49 0221 8220
www.deutz.de

GM Powertrain

Pontiac, MI, USA
www.gmpowertrain.com

Hatz GmbH

Ernst Hatz Str 16
Ruhstorf a.d. Rott
94095, GERMANY
Tel: +49 (8531) 319-327
www.hatz-diesel.de

HiTech Fuel

PO Box 517
Shrewsbury, MA
01545-0517, USA
Tel: +1 (323) 293 8622
www.hitechfuel.com

Kubota Engine America

Corporation
505 Schelter Road
Lincolnshire, IL, 60069, USA
Tel: +1 (847) 9552500
www.kubota.com

Lombardini Srl

Via Cav A, Lombardini 2
Reggio Emilia, 42100, ITALY
Tel: +39 (0522) 3891
www.lombardini.it

Man B&W Diesel

Stadtbachstrasse 1
Augsburg, 86224, GERMANY
Tel: +49 (0)821 322 3850
www.manbw.de

**Mitsubishi Engine
North America**

1250 Greenbriar Drive
Suite E, Addison
IL, 60101-1065, USA
Tel: +1 (630) 2680750
www.mitsubishi-engine.com

MTU Friedrichshafen GmbH

Maybachplatz 1
Friedrichshafen
Baden-Wuerttemberg
88045, GERMANY
Tel: +49 (211) 585868-31
www.mtu-online.com

Perkins Engines Co Ltd

Frank Perkins Way
Eastfield Works, Peterborough
Cams, PE1 5NA, UK
Tel: +44 (0) 1733 583000
www.perkins.com

Scania CV AB (publ)

Scania Industrial &
Marine Engines, Södertälje
SE-151 87, SWEDEN
Tel: +46 (0)85 5389990
www.scania.com

VM Motori Spa

Via Ferrarese 29
Cento (FE), 44042, ITALY
Tel: +39 (05) 16837535
www.vmmotori.it

Volvo Penta

Göteborg, SE, 40508
SWEDEN
Tel: +46 (31) 23 54 60
www.volvo.com

Yanmar Europe BV

P O Box 30112,
Almere, 1303 AC
NETHERLANDS
Tel: +31 (36) 549 3200
www.yanmar.nl

HYDRAULICS

Bailey International

2527 Westcott Blvd Knoxville
TN, 37931-3112, USA
Tel: +1 (865) 588 6001
www.baileynet.com

Bollfilter UK Ltd

Commerce Park
Whitehall Road, Colchester
Essex, CO2 8HX, UK
Tel: +44 (1206) 792234
www.bollfilteruk.co.uk

BPE Electronics Srl

Via Motta 11
Novellara, Reggio Emilia
42017, ITALY
Tel: +39 (05) 22662357
www.bpe.it

Brevini Hydraulics Spa

Via A Denti 3,
Reggio Emilia
42100, ITALY
Tel: +39 (0522) 926 246
www.brevinifluidpower.com

BYPY Hydraulics

8 Lingen Road
Ludlow Business Park
Ludlow, Shropshire
SY8 1X, UK
Tel: +44 (1584) 873012
www.bypy.co.uk

HAWE Hydraulik

Streitfeldstraße 25
München, 81673, GERMANY
Tel: +49 (8943)1 88411
www.hawe.de

Hercules Hydraulics

1016 North Belcher Road
Clearwater, FL, 33765, USA
Tel: +1 (727) 7961300
www.herculeshydraulics.co.uk

HydraForce Hydraulics

500 Barclay Boulevard
Lincolnshire, IL, 60069, USA
Tel: +1 (847) 7932300
www.hydraforce.com

Hydr-app

3 Dobles Lane Business Park
Holsworthy, Devon
EX22 6HL, UK
Tel: +44 (1409) 254666
www.hydr-app.co.uk

O.M.F.B. Hydraulic

Components Spa
Via Cave 7/9
25050 Provaglio d'Iseo
ITALY
Tel: +39 030 9830611
www.omfb.it

Oil Control Spa

Via Leonardo da Vinci 5
Nonantola (MO), ITALY
Tel: +39 (0) 59545261
www.oilcontrol.com

Parker Hannifin

595 Schelter Road
Lincolnshire, IL 60069, USA
Tel: +1 (847) 9555028
www.parker.com

SAM Hydraulik (Brevini)

via Moscova 10
Reggio Emilia
42100, ITALY
Tel: +39 (0) 522 74800
www.brevinifluidpower.com

Sauer-Danfoss

(Nordborg) AS
Nordborgvej 81
Nordborg, DK-6430
DENMARK
Tel: +45 (0) 748 884375
www.sauer-danfoss.com

SPX Fluid Power

Ashton Road
Harold Hill, Romford
Essex, RM5 8UA, UK
Tel: +44 (01708) 343851
www.fluidpower.spx.com

VPS Brevini (Brevini)

Via G Matteotti 47
Ozano Emilia, 40064, ITALY
Tel: +39 051 6511 530
www.vpsbrevini.com

**MECHANICAL POWER
TRANSMISSION**

Avon Bearings Ltd

1500 Nagle Road
Avon, OH, 44011, USA
Tel: +1 (440) 8712500
www.avonbearings.com

Berco

Via 1 Maggio 237
Copparo (FE), 44034, ITALY
Tel: +39 0532 864 111
www.berco.com

Blue Diamond Bearings Ltd

Rolway House
School Close, Eastleigh,
Hampshire, SO53 4BY, UK
Tel: +44 (0)23 8025 8966
www.blue-diamond.co.uk

Bonfiglioli Riduttori Spa

Via Giovanni XXIII 7/A
Lippo Di Calderara (BO)
40012, ITALY
Tel: +39 (05) 16473111
www.bonfiglioli.com

Bosch Rexroth AG

Glockerau Str. 2
Elchingen, 89275, GERMANY
Tel: +49 (7308) 822260
www.boschrexroth.de

Brevini Group

Via U Degola 14
Reggio Emilia, 42100, ITALY
Tel: +39 (0522 9281)
www.brevini.it

Clark-Hurth Components Ltd

Spicer Off Highway
Den Brielle 3, Bruge
8200, BELGIUM
Tel: +32 (50) 402580
www.clarkhurthparts.com

CNH Power Components

850 North State Street Ste
27F, Chicago, IL, 60610, USA
Tel: +1 (312) 482 8103
e-mail: oskar.berg@
combiparts.com

COBO Group

Via Tito Speri 10
25024 Leno, Brescia, ITALY
Tel: +39 030 904511
www.cobospa.it

Dana Corporation Inc

Heavy Vehicle Technologies
& Systems Group
4500 Dorr Street
Toledo, OH, 43615, USA
Tel: +1 (419) 891 1970
www.dana.com

Fabreeka International

PO Box 210
1023 Turnpike Street
Stoughton, MA 02072, USA
Tel: +1 (0)781 341 3655
www.fabreeka.com

Gemmo Group Srl

Via Brolì, 66A, Noventa Vicentina
Vicenza, 36025, ITALY
Tel: +39 (0) 444 887 141
www.gemmogroup.it

**Halifax Rack &
Screw Cutting Co**

Armytage Road, Brighouse
West Yorkshire, HD6 1QA, UK
Tel: +44 (0) 1484 714667
www.hrs-ccl.co.uk

Helac Corporation

120 Drumnakilly Road,
Omagh, Co Tyrone
BT79 0JT, UK
Tel: +44 (0)28 8077 1568
www.helac.com

**International
Transmissions Ltd**

Wrexham Industrial Estate
Wrexham, Clywd, LL13 9UF, UK
Tel: +44 (0)1978 661140
www.itl-trans.co.uk

Kinematics

2221 West Melinda Lane A2
Phoenix, AZ 85027, USA
Tel: +1 (909) 9305992
www.kinematicsmfg.com

Metalrota

Via Bulgaria 46
Moderna, 41122, ITALY
Tel: +39 059 315204
www.metalrota.it

Minnpar

900 Sixth Avenue Southeast
Minneapolis, MN 55414, USA
Tel: +1 (0)612 379 0606
www.minnpar.com

**Quadrant Engineering
Plastic Products**

Anth. Fokkerweg 2
Almelo, 7602, NETHERLANDS
Tel: +31 (0)546 877710
www.quadrantplastics.com

Roballo Engineering Ltd

Mill Hill
North West Industrial Estate
Peterlee, Co Durham
SR8 2HR, UK
Tel: +44 (0)191 5185600
www.roballo.co.uk

Siebenhaar

Max-Eyth-Strasse 5
Hofgeismar, 34369, GERMANY
Tel: +49 (5671) 99400
www.siebenhaar-
antriebstechnik.de

SKF

Sundon Park Road
Luton, Bedfordshire
LU3 3BL, UK
Tel: +44 (1582) 490049
www.skf.com

Stromag

Hansastrasse 120
Unna, 59425, GERMANY
Tel: +49 (2303) 102205
www.stromag.de

Tibet Makina

Manisa yolu 4. km.
Menemen Izmir, 35670
TURKEY
Tel: +90 (232) 843 9050
www.tibetmakina.com

ZF Friedrichshafen AG

Zentrale Marktkommunikation
Friedrichshafen
BW 88038,
GERMANY
Tel: +49 (0)7541 77 2332
www.zf.com

SEATS/BASKETS

Diversified

Product Development

1001 Webster Avenue
Waco, TX 76706, USA
Tel: +1 (254) 757 1177
www.diversifiedproduct.com

Ferrari International 2 SpA

Via Lombardia 20/B
Reggio Emilia, 42100, ITALY
Tel: +39 (05)22 2387
www.ferrariint2.com

Grammer

Kaiser-Wilhelm-Ring 25
Amberg, 92224, GERMANY
Tel: +49 (9621) 662 886
www.grammer.com

Kab Seating

Round Spinney
Northampton, NN3 8RS, UK
Tel: +44 (1300) 130522
www.kabseating.com

TYRES

Bridgestone Europe NV/SA

Kleine Kloosterstraat 10
Zaventem, 932, BELGIUM
Tel: +32 (2714) 6840
www.bridgestone.eu

Camoplast

Via Dei Ponticelli 16
Corte Franca, Brescia
I-25040, ITALY
Tel: +39 (030) 988 4084
www.camoplast.com

Michelin

Place Des Carmes
Clermont-Ferrand
63000
BELGIUM
Tel: +33 (4) 73 32 92 38
www.michelin.com

**Trelleborg Wheel
Systems**

3816 Grandview Drive
Carrollton
TX, 75007
USA
Tel: +1 (214) 6301530
www.trelleborg.com

MADE IN THE USA

TROJAN
BATTERY COMPANY

TRUST

US TO DO THE HEAVY LIFTING.

Trojan deep-cycle batteries provide mobile elevated work platform (MEWP) with reliable performance and more productive hours on the job. If it involves constant lifting and mobility, you can rely on Trojan to get the job done.

TRILLIUM
TROJAN INTELLEGENT LITHIUM

Learn more about Trojan's products including our new Lithium Ion solutions for MEWP applications.

trojanbattery.com

Complete the form below or register online at: www.khl.com/subs/AI

1 CHOOSE YOUR MAGAZINE/S

Access International

- Access, Lift & Handlers (North America)
- American Cranes & Transport (North America)
- Construction Europe
- Construcción LatinoAmericana (Spanish)
- Construção Latino Americana (Portuguese)
- Cranes & Project Transport Turkiye (Turkish)
- Demolition & Recycling International
- International Construction
- International Construction Turkiye (Turkish)
- International Cranes and Specialized Transport
- International Rental News

2 CHOOSE YOUR E-NEWSLETTER/S

Access International

- Access, Lift & Handlers
- Construction Europe
- Construcción LatinoAmericana (Spanish)
- Construção Latino Americana (Portuguese)
- Concreto Latinoamericano (Spanish)
- Concreto Latino-Americano (Portuguese)
- Demolition & Recycling International
- 国际建设月讯中文版 (Chinese)
- International Rental News
- International Rental News Product & Services Update
- World Construction Week
- World Crane Week
- KHL Crane Market

3 ORGANISATION TYPE

- Contractors / Sub-Contractor
- Equipment Rental
- Industrial Maintenance
- Industrial Establishment
- Manufacturer of Equipment
- Distributor / Agent / Equipment Sales
- Airports / Ports / Docks / Offshore
- Public / Private Utilities
- Consultant / Finance / Regulator
- Other (Please specify): _____

4 YOUR DETAILS

Name: _____
Job title: _____
Company: _____
Address: _____
Town: _____
Country: _____
County/State: _____
Post code/Zip code: _____
e-mail: _____

5 Do you purchase or influence the purchase of access equipment or services?

YES NO

6 What is the annual revenue of your company (US\$ millions):

Under \$1 million \$1-3 million
\$3-5 million \$5-20 million
\$20-100 million Over \$100 million

7 FORMAT OF MAGAZINE

PRINT DIGITAL PRINT & DIGITAL

8 YOUR PREFERENCES

KHL Group will keep you up-to-date with industry insight, products and events relevant to you as a professional in the construction or power industry.
If you do not wish to receive such information, please tick the selected boxes below.

e-mail Telephone Post

KHL Group works with other companies in the construction and power industry and will contact you about their products and services.

I would like to receive e-mails from KHL about other third party products

All e-mails will contain a link in the footer to enable you to unsubscribe at any time.
For more information, please see our Privacy Policy: www.khl.com/privacy-policy

9 SIGN AND DATE:

SIGNATURE: _____

DATE: _____

POST TO: KHL Group, Circulation Department,
Southfields, Southview Road, Wadhurst,
East Sussex, TN5 6TP, UK
FAX TO: +44 (0)1892 784086
e-mail: circulation@khl.com



access YEARBOOK



2019-2020

IPAF CONTACT DETAILS

IPAF TRAINING CENTRES

94

COMPANY NAME	LOCATION	WEBSITE
Schirmer GmbH & Co. KG, Hub-Arbeits-Bühnen-Vermietung	Ulm	www.schirmer-hub.de
Schmidt GmbH & Co. KG	Neu-Isenburg	www.schmidt-info.de
Schwenk Arbeitsbühnen GmbH	Schramberg-Sulgen	www.schwenk-arbeitsbuehnen.de
Starlift GmbH	Oststeinbek	www.starlift.de
Starlift GmbH	Oststeinbek	www.starlift.de
Starlift GmbH	Oststeinbek	www.starlift.de
Starlift GmbH	Oststeinbek	www.starlift.de
Terex Genie Germany GmbH & Co KG	Delmenhorst	www.genieilift.de
Wagert Arbeitsbühnen-Vermietung	Bayreuth	www.wagert.de
Weidler Arbeitsbühnenvermietung GmbH	Heddesheim	www.weidler-arbeitsbuehnen.de
WEMO-tec GmbH	Eichenzell	www.wemo-tec.com
WEMO-tec GmbH	Eichenzell	www.wemo-tec.com
WEMO-tec GmbH	Eichenzell	www.wemo-tec.com
Werner Middeke Arbeitsbühnen	Erwitte	www.wm-rent.com
Werner Middeke Arbeitsbühnen	Erwitte	www.wm-rent.com
Werner Middeke Arbeitsbühnen	Erwitte	www.wm-rent.com
Wiesecker Werkzeugvermietung e.K.	Alten Buseck	www.wiesecker.de
Wilde GmbH	Lahr	www.wilde-gmbh.com
Zeppelin Rental GmbH	Berlin	www.zeppelin-streif-baulegistik.com
Zeppelin Rental GmbH	Berlin	www.zeppelin-streif-baulegistik.com
Zeppelin Rental GmbH	Berlin	www.zeppelin-streif-baulegistik.com
Zeppelin Rental GmbH	Berlin	www.zeppelin-streif-baulegistik.com

HONG KONG

Modern (International) Access & Scaffolding Ltd	Kowloon	www.modern-access.com
--	---------	-----------------------

INDIA

iRise India Private Limited	Mumbai	
Manlift India Private Ltd	Uttar Pradesh	www.manliftgroup.com
Manlift India Private Ltd	Uttar Pradesh	www.manliftgroup.com

IRAQ

Al Khudairi Rentals Company	Baghdad	www.alkhudairirentals.com
------------------------------------	---------	---------------------------

IRELAND

Access & Forklift Services Ltd	Limerick	www.aafs.ie
Corlurgan Training Centre		www.thinksafety.ie
Euro Access Ltd	Cork	www.euroaccess.ie
Frank Thornton Health & Safety Ltd	Kanturk	www.fthealthservices.com
Height for Hire Ltd	Ashbourne	www.heightforhire.com
Holland Safety	Rathcoole	www.hollandtcs.com
HSS Training Ireland	Rathcoole	www.hss.com
HSS Training Ireland	Rathcoole	www.hss.com
HSS Training Ireland	Rathcoole	www.hss.com
Lift Hire Ireland Ltd	Mullingar	www.lifhireireland.com
Loxam Ltd	Greenogue	www.loxam.ie
Loxam Ltd	Greenogue	www.loxam.ie
M Walsh Hire Ltd T/a MW Hire Group	Urlingford	www.mwhire.com
Salus Training Services	Rathcoole	www.salustrainingservices.com

ITALY

Airo by Tigieffe Srl	Luzzara (RE)	www.airo.com
Alimak Hek Srl	Colle Di Val D'Elsa (SI)	www.alimak.com/italy
ASIMOV SRL, Attività Scolastica	Cuneo	www.asimovsrl.it
Ispezione Macchine Operatrici Verifiche		
ASIMOV SRL, Attività Scolastica	Cuneo	www.asimovsrl.it
Ispezione Macchine Operatrici Verifiche		
BERTI Piattaforme Aeree Srl	Concorezzo (MB)	www.piattaformeberti.com
Bigman Srl	Varna (BZ)	www.bigman.it

COMPANY NAME	LOCATION	WEBSITE
Centro Formazione e Ricerca Merlo Srl	Cuneo (CN)	www.cfrm.it
Ciemme Srl	Seregno (MB)	www.ciemme-noleggio.it
COMET OFFICINE Srl, Piattaforme Aeree	San Giovanni in Persiceto (BO)	www.officinecomet.com
CTE SpA	Rovereto (TN)	www.ctelift.com
Elevateur Srl	Nola (NA)	www.elevateur.it
ELEVO Srl, Noleggio e Vendita macchine elevatrici	Lallio (BG)	www.elevo.it
FPM System Srl	Rimini (RN)	www.fpmssystem.it
Gianfranco Savani Srl	Lavariano (UD)	www.savani.it
GM Srl, Centro Di Formazione	Genova (GE)	www.gmnoleggio.it
Haulotte Italia Srl, Headquarter	San Giuliano Milanese (MI)	www.haulotte.it
Hinowa SpA	Nogara (VR)	www.hinowa.com
IMER International SPA, IMER Access	Pegognaga (MN)	www.imergroup.com
JLG Industries Italia Srl	Pregnana Milanese (MI)	www.jlg.com
Mollo Srl	Alba (CN)	www.mollofratelli.com
Nolo Rico Srl	Rimini (RN)	www.nolorico.it
O.MEC Srl	Ancona (AN)	www.omec.it
Parmiani noleggi Srl	Montagna in Valtellina (SO)	www.parmianinoleggi.it
Piattaforme Aeree Formazione SAS di Cantamessa Ezio & C.	Castagnito (CN)	www.paftraining.com
PM Oil & Steel SpA	S. Cesario Sul Panaro (MO)	www.oilsteel.it
SA.MA Srl	San Sperate (CA)	www.samagroupe.it
Savis Service Srl, Di Avitabile Antonio & C.,	San Mauro Torinese (TO)	www.savisservice.com
SE.I. Servizi Industriali Srl	Bolzano (BZ)	www.seiserviziindustriali.it
SETIF, Centro di Formazione IPAF	Malo (VI)	www.setif-tecnologia.com
Tecman Srl	Missaglia (LC)	www.tecman.it
Tecnocar Srl, Noleggio	Nizza Monferrato (AT)	www.tecnocarsrl.it
Werent srl	Martina Franca (TA)	www.werentgroup.com

KAZAKHSTAN

Riwal Equipment Services LLP, Rental Sales and Training	Kazakhstan	www.riwal.kz
--	------------	--------------

KOREA, SOUTH

Korea Rental Corporation	Heungan-daero	www.korearental.co.kr
---------------------------------	---------------	-----------------------

KUWAIT

DAYIM Equipment Rental, Equipment Rental & Training	Kuwait	www.hertzequip.com.sa
Rapid Access LLC- Kuwait	Safat	www.rapidaccess-gulf.com

LIECHTENSTEIN

Mietlift AG	Schaan	www.mietlift-ag.com
--------------------	--------	---------------------

MALAYSIA

Aerial Global Sdn Bhd	Cheras, Selangor Darul Ehsan	www.aerialglobal.com.my
Aerial Lift & Equipment Sdn Bhd	Selangor	www.aeriallift.com.my
Aver Asia Rental Sdn Bhd	Bandar Seri Alam	www.averasia.com
Aver Asia Rental Sdn Bhd	Bandar Seri Alam	www.averasia.com
Keng Guan Skylift Sdn Bhd	Selangor	www.kengguan.com
PMB Quick Access Sdn Bhd	Selangor	www.qaccess-scaffolds.com
TH Tong Heng Machinery Sdn. Bhd	Masai, Johor	www.thtongheng.com.my

MEXICO

AMMEC Comercial S.A. de C.V.	Mexico DF	www.ammec.com.mx
Haulotte Mexico S.A. de C.V.	Morelos	www.haulotte.com.mx
Promotora De Maquinaria De Altamira S.A., PMA	Tamauilipas	www.pmaltamira.mx
PROSIC, Promotora de Servicios Integrales para la Construcción S.A. de C.V.	Toluca	www.prosic.net

COMPANY NAME	LOCATION	WEBSITE
Rental Lift de Mexico SA de CV	Ciudad de México	www.rental-lift.com
Segamac S.A. de C.V.	Nuevo Leon	www.segamac.com

MOROCCO

Adam Industries	Casablanca	www.adamindustrie.com
-----------------	------------	-----------------------

NETHERLANDS

Access Equipment BV	Zevenbergen	www.accessequipment.nl
Blom Opleidingen BV	Hengelo	www.blomopleidingen.nl
Boels Verhuur BV	Sittard	www.boelstraining.com
BT-Opleidingen	Garderen	www.bt-opleidingen.eu
Collé Safety & Training	Sittard	www.colle.eu
Doornbos Equipment B.V	Rotterdam	www.doornbosequipment.com
Eijgenraam Hoogwerkers BV	Berkel en Rodenrijs	www.eijgenraam.nl
Eurosupply Hoogwerksystemen B.V.	Moerdijk	www.eurosupply.net
Gerken Hoogwerker Verhuur BV	Elsloo	www.gerken-hoogwerkers.nl
HEAMS Rental & Sales BV	Rotterdam	www.heams.nl
Hoogwerker Centrum Nederland BV	Groot-Ammers	www.hoogwerkercentrum.nl
Hoogwerkservice BV	Schelluinen	www.hoogwerkservice.nl
HOOGWERKT	Groningen	www.hoogwerkt.nl
HWS Verhuur BV	Noordwijk	www.hws.nl
JLG EMEA BV	Hoofddorp	www.jlg.com
Kamphuis Hoogwerkers BV	Zutphen	www.hoogwerken.nl
Loxam BV	Ridderkerk	www.loxam.nl
Mateco BV	Rotterdam	www.mateco.nl
NIHOp, Nederlands Instituut Hoogwerker Opleidingen	Rijswijk	www.nihop.nl
PJH Verhuur BV	Wateringen	www.pjhverhuur.nl
PortLinq	Botlek, Rotterdam	www.portpeople.nl
Riwal	Dordrecht	www.riwal.com
Riwal	Dordrecht	www.riwal.com
RIXAX Verhuur BV	Almere	www.rifax.nl
Siesling Hoogwerker Verhuur BV	Eelde	www.siesling.nl
Totaallift B.V.	Bentelo	www.totaallift.nl
Van Appeldoorn Technical Support BV	Spijkenisse	www.vanappeldoorn-ts.nl
Van Asten Rescue Trainingen	Roermond	www.vanasten-trainingen.nl
V-Tas BV	Bladel	www.v-tas.nl

NEW ZEALAND

Accessman Ltd	Christchurch	www.accessman.co.nz
Total Access Ltd	Auckland	www.totalaccess.co.nz

OMAN

Rapid Access LLC- Oman	Jiffnain (near Muscat)	www.rapidaccess-gulf.com
------------------------	------------------------	--------------------------

PERU

Alo Group Perú	Lima	www.alogroup.pe
SK RENTAL SAC	Villa EL Salvador	www.skrental.com/Peru

POLAND

Riwal Poland SP ZOO	Rawa Mazowiecka	www.riwal.com
Riwal Poland SP ZOO	Rawa Mazowiecka	www.riwal.com

PORTUGAL

Jorge Lozano - Trabalhos Em Altura - Form/Serv Unipessoal, Lda	Queluz	www.jorgelozano.pt
Machrent SA	Cabanas- Palmela	www.machrent.pt
Transgrua - Transportes, Representações e Aluguer de Equipamentos, S.A.	Alcochete	www.transgrua.pt

QATAR

Doha Petroleum Construction Co Ltd, (Rapid - Qatar)	Doha	www.rapidaccess-gulf.com
---	------	--------------------------

COMPANY NAME	LOCATION	WEBSITE
Enertech Qatar	Doha	www.enertechqatar.com
Manlift Qatar LLC	Doha	www.manliftgroup.com
Qatar International Safety Centre	Doha	www.QISC.net
Qatar Welding and Fabrication Supplies WLL (Q-Fab)	Doha	www.qfab.com.qa

ROMANIA

Industrial Access S.A.	Jilava Ilfov	www.smartrent.ro
------------------------	--------------	------------------

SAUDI ARABIA

Access Rental Gulf	Dhahran	www.accessrental.gulf.com
NEFT Energies Training Centre	Al Khobar	www.neftenergies.com
Rapid Saudi Arabia Co Ltd	Dammam	www.rapidaccess-gulf.com
Tamkene Saudi Training Center, Training Department	Kingdom of Saudi Arabia	www.tamkene.com

SINGAPORE

Aver Asia (S) Pte Ltd	Singapore	www.averasia.com
Aver Asia (S) Pte Ltd	Singapore	www.averasia.com
BS Technology Pte Ltd	Singapore	www.bokseng-ipl.com/bst
Galmon (S) Pte Ltd	Singapore	www.galmon.com
Global Training Services Pte Ltd	Singapore	www.globaltraining.com.sg
JP Nelson Equipment Pte Ltd	Singapore	www.jpnelson.com.sg
Manitou Asia Pte Ltd	Singapore	www.manitou-group.com
Modern (Singapore) Access & Equipment Pte. Ltd	Singapore	www.modernsg.com.sg

SLOVENIA

Civis d.o.o	Maribor	www.civis.si
-------------	---------	--------------

SOUTH AFRICA

Goscor Access Solutions (Pty) Ltd	Chloorkop	www.goscorhireach.co.za
Uplift Quality Solutions (Pty) Ltd	Midrand	www.eazi.co.za/training-centre.aspx

SPAIN

Alberto Piñeiro Lift, SL	Caldas de Reis	www.aplift.com
Alsetrans 2000 SL	Ontinyent	www.alsetrans.com
AP Aerial Platforms SA	San Fernando de Henares	www.apaerial.com
CTC De Maquinaria SA	La Puebla de Alfinden	www.ctcmaquinaria.com
D.F. Operaciones y Montajes, S.A.	Gijón (Asturias)	www.durofelguera.com
Displacar SL (Grupo Cruz Araba)	Vitoria-Gasteiz	www.cruzaraba.es
Elevaciones Archipiélago, S.A.U.	Agüimes (Las Palmas)	www.elevacionesarchipelago.com
Escuela Europea De Maquinaria SL	Granda (Siero)	www.escuelamaquinaria.es
FEMPA	Alicante	www.fempa.es
Genie Industries Ibérica SL	Montcada I Reixac	www.genielift.es
Gruas Roxu SA (PLAAS)	Siero (Asturias)	www.gruasroxu.com
Haulotte Ibérica SL	Alcalá de Henares	www.haulotte.com
Joysat, s.L., Joy Sol-lucions	Manresa	www.joysat.eu
D'Averies Telescòpiques, SL		
Kiloutou España SA	Montcada i Reixac (Barcelona)	www.kiloutou.es
Loxamhune	Madrid	www.hune.com
Loxamhune	Madrid	www.hune.com
Loxamhune	Madrid	www.hune.com
Loxamhune	Madrid	www.hune.com
Maquinaria Industrial Santander SL	Heras	www.mainsapoligruas.com
Oil & Steel Ibérica SL	Riba Roja del Turia	www.oilsteel.com
Plataformas Daryat S.L.	Etxebarri	www.niftylift.es
Plataformas Lozano S.L.	Sevilla	www.gruaslozano.com
Portalada 2006 SL (Jisuma)	Logroño	www.jisuma.com
Rent Wheeler SL (Alpesur)	Alcala de Guadaíra	www.alpesur.com
Socage Iberica S.L.	Riba Roja	www.socage.it
Talleres Velilla SA (Movex)	Canovelles	www.talleresvelilla.com
Williams Powered Access Soluciones SLL	Utebo	www.williamsplas.com

COMPANY NAME	LOCATION	WEBSITE
Yxcon Ideas y Proyectos, SL, Autoescuela Industrial	Almassora	www.autoescuelaindustrial.com

SWITZERLAND

a1-ausbildung.ch GmbH	Oensingen	www.a1-ausbildung.ch
Accès & Elévatiqne SA	Crissier	www.elevatiqne.ch
ARAG Bau AG	Cham	http://www.arag-bau.ch
Avesco Rent AG	Puidoux	www.catrental.ch
Avesco Rent AG	Puidoux	www.catrental.ch
Blu Wash Service SAGL, Impresa Pulizie	Stabio	www.piddinigr.ch
BOAL AG	Kölliken	www.safetyworks.ch
BOAL AG	Kölliken	www.safetyworks.ch
BOAL AG	Kölliken	www.safetyworks.ch
Bronto Skylift AG	Rümlang	www.bronto.ch
Brügger HbTc	Kappel SO	www.bruegger-hbtc.ch
Camillo Vismara SA	Cadro	www.vismara.ch
CFR - Centre De Formation Routière SA	Savigny	www.cfr-savigny.ch
Chevalier Pierre	Troistorrents	www.chevalierp.ch
Driving Graubünden	Cazis	www.drivinggraubunden.ch
Indupro AG	Dietlikon	www.indupro.ch
Jardin Suisse, Unternehmervverband Gärtner Schweiz	Pfäffikon ZH	www.jardinsuisse.ch
Jardin Suisse, Unternehmervverband Gärtner Schweiz	Pfäffikon ZH	www.jardinsuisse.ch
Jardin Suisse, Unternehmervverband Gärtner Schweiz	Pfäffikon ZH	www.jardinsuisse.ch
Kompetenzzentrum für Arbeitssicherheit AG	Pratteln	www.komp-zentrum.ch
Lenobag AG	Oberbüren	www.hebeuehnen-mieten.ch
Maltech AG	Rümlang	www.maltech.ch
Maltech AG	Rümlang	www.maltech.ch
Maltech AG	Rümlang	www.maltech.ch
ME Machines Elévatriques SA	Vufflens-la-Ville	www.memachines.ch
Neuwerth Logistics SA	Ardon	www.neuwerth.ch
Regiomech	Zuchwil	www.regiomech.ch
rent-it AG	Goldach	www.rentitag.ch
Ruthmann Schweiz AG	Kloten	www.ruthmann.de/Schweiz
Schweizerisches Kompetenzzentrum hfs GmbH	Reiden	www.skz-hfs.ch
Senn AG	Oftringen	www.sennag.ch
SkyAccess AG	Oensingen	www.skyaccess.ch
SkyAccess AG	Oensingen	www.skyaccess.ch
SVBL, Schweizerische Vereinigung für die Berufsbildung in der Logistik	Ruppertswil	www.svbl.ch
SVBL, Schweizerische Vereinigung für die Berufsbildung in der Logistik	Ruppertswil	www.svbl.ch
SVBL, Schweizerische Vereinigung für die Berufsbildung in der Logistik	Ruppertswil	www.svbl.ch
Swiss Logistics Academy AG, Ausbildungszentrum für Logistik	Otelfingen	www.sulsergroup.ch
Swiss LT GmbH, Logistik & Lifter Trainingscenter	Muhen	http://www.swisslt.ch
TCFT Trainingscenter Fördertechnik GmbH	Wettingen	www.tcft.ch
Toggenburger & Co. AG, Abt. IPAF	Winterthur	www.toggenburger.ch
UP AG	Affoltern a.A	www.upag.ch
UP AG	Affoltern a.A	www.upag.ch
UP AG	Affoltern a.A	www.upag.ch
Würth Innovation AG	Muolen	www.wuerth-innovation.ch

TURKEY

ACR Platform / RENT RISE	Istanbul	www.rentrise.com.tr
Mak-Ser Makina Ltd. Äti.	Istanbul	www.makserplatform.com

UNITED ARAB EMIRATES

Access Hire Middle East LLC	Dubai	www.accesshiremiddleeast.com
Access Rental Gulf LLC	Dubai	www.accessrental-gulf.com
AJI Heavy Equipment Rental LLC	Dubai	www.ajirentals.com

COMPANY NAME	LOCATION	WEBSITE
--------------	----------	---------

Al Laith Scaffolding LLC	Dubai	www.allaith.com
Bureau Link Safety Management Consultancy	Abu Dhabi	www.blsmcglobal.com
Byrne Equipment Rental LLC, Rental	Dubai	www.bymerental.com
Chess Safety Security & Occupational Health Consultancy	Abu Dhabi	www.chesssystems.com
Euro Gulf Safety Consultant LLC	Abu Dhabi	www.egsc.ae
Genavco L.L.C., Hire & Sales	Dubai	www.genavco.com
Instant Access For Sales and Rental of Construction Equipment LLC	Abu Dhabi	www.instantaccess-co.com
Johnson Arabia LLC	Dubai	www.jonarabia.ae
Manlift Middle East LLC	Dubai	www.manliftgroup.com
Rapid Access LLC	Dubai	www.rapidaccess-gulf.com
Safelift LLC	Abu Dhabi	www.safelift-gulf.com
Sudhir Equipments Rental LLC, Rental Department	Dubai	www.sudhirrentals.ae

UNITED KINGDOM

1 Up Access Ltd	Sheffield	www.1upaccess.co.uk
1 Up Access Ltd	Bolton	www.1upaccess.co.uk
2 Cousins Access Ltd	Oxford	http://www.2cousins.co.uk
2 Start Training	Romsey	www.2start-training.com
A1 Hire & Sales Ltd	Poole	www.a1hire.co.uk
Access All Areas Platforms Ltd	Slough	www.accessallareasplatforms.com
Access Platforms Aberdeen Ltd	Dyce, Aberdeen	www.accessaberdeen.com
Access Services (Scotland) Ltd	Coatbridge	www.scotaccess.co.uk
Access Training East Anglia Ltd	Ipswich	
Active Access Ltd	Righead Ind Est., Bellshill	www.activeaccess.co.uk
Adapt (UK) Training Services	Liverpool	www.adapt-training.co.uk
Adastra Access Ltd	Walsall	www.adastra-access.co.uk
Adept Training Services Ltd	Chester	www.adept-training-services-ltd.mytrainingwebsite.co.uk
Advanced Access Platforms Ltd	Sutton	www.advancedaccessplatforms.co.uk
AFI-Uplift Ltd	Castle Donington	www.afi-uplift.co.uk
AFI-Uplift Ltd	Bishop Stortford	www.afi-uplift.co.uk
AFI-Uplift Ltd	Poole	www.afi-uplift.co.uk
AFI-Uplift Ltd	Rotherwell Leeds	www.afi-uplift.co.uk
AFI-Uplift Ltd	Salisbury	www.afi-uplift.co.uk
AFI-Uplift Ltd	Winchester	www.afi-uplift.co.uk
Alan Barker T/a SkillsTec	Norwich	www.skillstec.co.uk
Alimak Group UK Ltd	Rushden	www.alimakhek.co.uk
Alliance Learning Ltd	Bolton	www.alliancelearning.com
Alpha Safety Training Ltd	Swansea	www.alphasafety.co.uk
Alpha Safety Training Ltd	Cardiff	www.alphasafety.co.uk
ALS Safety Limited	Hertfordshire	www.alsafety.co.uk
ALS Safety Limited	Berkshire	www.alsafety.co.uk
ALS Safety Limited	Wembley	www.alsafety.co.uk
ALT UK Driver Training Ltd	Sudbury	www.alttraining.co.uk
Anglesey Safety Training	Anglesey	www.angleseysafetytraining.com
Apollo Cradles Ltd	Barnsley	www.apollocradles.co.uk
Ashtead Plant Hire Co Ltd, Customer & Technical Training	Lenton	www.aplant.com
Ashtead Plant Hire Co Ltd, Customer & Technical Training	Avonmouth	www.aplant.com
Ashtead Plant Hire Co Ltd, Customer & Technical Training	Barking	www.aplant.com
Ashtead Plant Hire Co Ltd, Customer & Technical Training	Birmingham	www.aplant.com
Ashtead Plant Hire Co Ltd, Customer & Technical Training	Bridend Mid Glamorgan	www.aplant.com
Ashtead Plant Hire Co Ltd, Customer & Technical Training	Chadderton	www.aplant.com
Ashtead Plant Hire Co Ltd, Customer & Technical Training	Clyst St.Mary	www.aplant.com
Ashtead Plant Hire Co Ltd, Customer & Technical Training	Fareham	www.aplant.com
Ashtead Plant Hire Co Ltd, Customer & Technical Training	Milton Keynes	www.aplant.com

COMPANY NAME	LOCATION	WEBSITE
Ashtead Plant Hire Co Ltd, Customer & Technical Training	North Killingholme, Immingham	www.aplant.com
Ashtead Plant Hire Co Ltd, Customer & Technical Training	Norwich	www.aplant.com
Ashtead Plant Hire Co Ltd, Customer & Technical Training	Nottingham	www.aplant.com
Ashtead Plant Hire Co Ltd, Customer & Technical Training	Stockton on Tees	www.aplant.com
Ashtead Plant Hire Co Ltd, Customer & Technical Training	Swinton, Rotherham	www.aplant.com
Ashtead Plant Hire Co Ltd, Customer & Technical Training	Wideopen	www.aplant.com
Astley Hire Ltd	Leigh	www.astleyhiretraining.co.uk
Aurelia Ltd	Kentford	www.aureliatraining.co.uk
Autec Training Ltd	Peterborough	www.autec.co.uk
Award Training Services Ltd	Dingwall	www.awardtraining.co.uk
Award Training Services Ltd	Muir of Ord	www.awardtraining.co.uk
Baloo Hire Centres Ltd	Belfast	www.baloohire.com
Banner Plant Ltd	Dronfield	www.bannerplant.co.uk
Barry Training Services Ltd	Penarth	www.barrytrainingservices.co.uk
Belfast Skills Development Ltd	Lisburn	www.bsdraining.com
Bella Access Ltd	Fenton	www.bellaaccess.com
BFT Mastclimbing Ltd	Leighton Buzzard	www.bftmastclimbing.com
BJB Lift Trucks Ltd	Grimsby	www.bjblifttrucks.co.uk
Bolton Hire And Training Ltd	Bolton	www.boltonhireandtraining.co.uk
Boss Training Ltd	Brighouse	www.bosstraining.co.uk
Boss Training Ltd	Wednesbury	www.bosstraining.co.uk
Braddan Plant Hire Limited	Darlington	www.braddanstructures.co.uk
Brand Energy & Infrastructure Services UK Ltd T/A SGB	Glasgow	www.sgb.co.uk
Brand Energy & Infrastructure Services UK Ltd T/A SGB	West Thurrock	www.sgb.co.uk
Briggs Equipment UK Ltd	Belfast	www.briggsequipment.co.uk
Britannia Safety and Training	Wymondham	www.britanniats.com
British Telecommunications PLC	Stone	www.btplc.com
Brogan Group (UK) Ltd T/A Brogan Group	Welwyn Garden City	www.brogangroup.com
Central Training Services Ltd	Bo'ness	www.central-training.co.uk
Certs Assured Training Ltd	Letchworth	https://training.certsassured.com
Charles Wilson Engineers Ltd	Hayes	www.cwplant.co.uk
Contour Training Ltd	Glasgow	www.contourtraining.com
Davis Access Ltd	Bristol	www.davisaccess.co.uk
Eagle Platforms Ltd	Sheffield	www.eagleplatforms.com
Eastern Counties Access Solution	Norwich	www.ecaccessolutions.com
Elavation Ltd	Milton Keynes	www.elavation.net
Elevation Training & Development Ltd	Rotherham	www.elevationtraining.co.uk
Ermin Plant (Hire & Services) Ltd	Gloucester	www.ermn.co.uk
ESS Safeforce	Manchester	www.brandontoolhire.co.uk
Expedient Training Services Ltd	Jarrow	www.expedient-training.co.uk
Fenton Plant Hire	Reading	www.fentonplant.co.uk
FES Ltd	Stirling	www.fes.ltd.uk
Fife Council, Skills Development Centre	Fife	www.fifedirect.org.uk/hscourses
Forcegroup Training Services Ltd	Stoke on Trent	www.forcegrouptraining.co.uk
G H Training Ltd	Ashton-in-Makerfield	
Gamble Training Services Ltd	Guilford	www.gambletraining.co.uk
Gamble Training Services Ltd	Worthing	www.gambletraining.co.uk
Gardner Denver Ltd	Tong	www.gdpoweredaccess.com
Gen II Training & Technology	Workington	www.gen2.ac.uk
Generation (UK) Ltd	Oldbury	www.generationhireandsale.co.uk
Generation (UK) Ltd	Rutherglen	www.generationhireandsale.co.uk
Generation (UK) Ltd	Wakefield	www.generationhireandsale.co.uk
Genie UK Ltd	South Witham, Grantham	http://www.genielift.co.uk
Global FLT Ltd	Gloucester	www.globalfit.com
GT Access Ltd	Bromsgrove	http://www.gtaccess.co.uk
Harris Safety Training Services Ltd	Worcester	www.harrissafetytrainingservices.co.uk
Health & Safety Training Ltd	Newcastle upon Tyne	www.hst.uk.com
Height for Hire (Safety Training) Ltd-UK	Newtown Abbey	www.heightforhire.com
Height for Hire (Safety Training) Ltd-UK	Gateshead	www.heightforhire.com
Height for Hire (Safety Training) Ltd-UK	Grays	www.heightforhire.com
Height for Hire (Safety Training) Ltd-UK	Manchester	www.heightforhire.com

COMPANY NAME	LOCATION	WEBSITE
Height for Hire (Safety Training) Ltd-UK	North Lanarkshire	www.heightforhire.com
Height for Hire (Safety Training) Ltd-UK	Warwickshire	www.heightforhire.com
Heyrod Construction Ltd	Oldham	www.heyrod.co.uk
Higher Access	Burnley	www.higheraccess.co.uk
Higher Safety & Training Solutions Ltd	Blackburn	www.highersafetytrainingsolutions.co.uk
Highway Plant Co Ltd	Belfast	www.highwayplant.com
Hird Ltd	Hull	www.hird.co.uk
Hird Ltd	Doncaster	www.hird.co.uk
Hird Ltd	Redhill	www.hird.co.uk
Hire Safe Solutions Ltd	Leamington Spa	
Horizon Platforms Ltd	Normanton	www.ipaftrainingcourses.co.uk
Horizon Platforms Ltd	Warrington	www.ipaftrainingcourses.co.uk
HSS Training Limited	Barking	www.hsstraining.com
HSS Training Limited	Beckton	www.hsstraining.com
HSS Training Limited	Bristol	www.hsstraining.com
HSS Training Limited	Calcot	www.hsstraining.com
HSS Training Limited	Cardiff	www.hsstraining.com
HSS Training Limited	Coatbridge	www.hsstraining.com
HSS Training Limited	Crawley	www.hsstraining.com
HSS Training Limited	Derby	www.hsstraining.com
HSS Training Limited	Edinburgh	www.hsstraining.com
HSS Training Limited	Gateshead	www.hsstraining.com
HSS Training Limited	Greater Manchester	www.hsstraining.com
HSS Training Limited	Leeds	www.hsstraining.com
HSS Training Limited	London	www.hsstraining.com
HSS Training Limited	London	www.hsstraining.com
HSS Training Limited	Manchester	www.hsstraining.com
HSS Training Limited	Manor Royall	www.hsstraining.com
HSS Training Limited	Solihull	www.hsstraining.com
HSS Training Limited	Southampton	www.hsstraining.com
HSS Training Limited	Worcester	www.hsstraining.com
Industrial Access Systems Ltd	Glasgow	www.indaccess.co.uk
J & D Pierce (Contracts) Ltd	Glengarnock	www.jdpierce.co.uk
JJ Training (UK) Limited	Glossop	www.jjtraininguk.com
JLG Industries (UK) Ltd	Manchester	www.jlg.com
JMS - Jackson Mechanical Services Ltd	Leeds	www.jms-access.co.uk
JMS - Jackson Mechanical Services Ltd	Leeds	www.jms-access.co.uk
John Beech Ltd	Wirral	www.beech-group.co.uk
JPS Platforms Ltd	Harlow	www.jpstoolandaccess.co.uk
KDM Hire Ltd	Co.Tyrone	www.kdmhire.com
KDM Hire Ltd	Newtownabbey	www.kdmhire.com
Kean Training Services	Stockton on Tees	
Kentec Training Ltd	Tonbridge	www.kentectraining.co.uk
Kingfisher Access Limited	Rochester	www.kingfisheraccess.com
Kingfisher Access Limited	Hornchurch	www.kingfisheraccess.com
Kingfisher Access Limited	London	www.kingfisheraccess.com
Kingfisher Access Limited	Telford	www.kingfisheraccess.com
Kingscote Ltd t/a Webbs Training Services	Birmingham	www.webbs-training.com
Kingscote Ltd t/a Webbs Training Services	Milton Keynes	www.webbs-training.com
KNT Training Limited	Chesterfield	www.knt-training.co.uk
Lancaster Training Services Ltd	Morecambe	www.lantrain.co.uk
Lawson's Training Centre Ltd	Workington	www.lawsontraining.co.uk
Liebherr Great Britain	Biggleswade	www.liebherr.com
Lifterz Ltd	Bathgate	www.lifterz.co.uk
Lifterz Ltd	Daventry	www.lifterz.co.uk
Lifterz Ltd	Wakefield	www.lifterz.co.uk
Lincs Lifts Ltd	Scunthorpe	www.lincslifts.co.uk
LJS Training Services Ltd	Bedmond	www.ljstraining.com
LTC Training Services Ltd, (A Div. of LTC Group87 Ltd)	Plymouth	www.lctraining.com
LTC Training Services Ltd, (A Div. of LTC Group87 Ltd)	Cullompton	www.lctraining.com
LTC Training Services Ltd, (A Div. of LTC Group87 Ltd)	Redruth	www.lctraining.com
M B Plant	Peterhead	www.mbplant.co.uk
Mainline (1982) Ltd	Swadlincote	www.mainline-hire.co.uk
Mark One Hire Ltd	Southend	www.mark1training.co.uk
Mark One Hire Ltd	Chelmsford	www.mark1training.co.uk

COMPANY NAME	LOCATION	WEBSITE
Martin Plant Hire Ltd	Motherwell	www.martinplanthire.co.uk
MECSafe Ltd	Doncaster	www.mecsafe.co.uk
Mentor Training Solutions Ltd	Chesterfield	www.mentortraining solutions.co.uk
MG Scotland Ltd	Glasgow	www.mgtrainingscotland.co.uk
MHA Training Ltd	Warrington	www.mhatraining.co.uk
Mid Glamorgan Fork Truck Training Services Ltd	Hengoed	www.midglam-forktruck- training.co.uk
Midland Access Platforms Ltd	Croft	www.midlandaccess platforms.co.uk
Mr Plant Hire PLC	London	www.mrplanthire.co.uk
MV & Sons Training Services Ltd	Eye	www.mv-forklifttraining.co.uk
National Construction College, Study Centre C	Kings Lynn	www.nationalconstruction college.co.uk
National Construction College, Study Centre C	Ashbourne	www.nationalconstruction college.co.uk
National Construction College, Study Centre C	Ilford	www.nationalconstruction college.co.uk
National Construction College, Study Centre C	London	www.nationalconstruction college.co.uk
National Safety Training Services	Hull	www.nationalsafety training.co.uk
National Training & Consultancy Services Ltd	Aldershot	www.ntcsLtd.com
Nationwide Platforms Ltd	Aberdeen	www.nationwideplatforms.co.uk
Nationwide Platforms Ltd	Besthorpe	www.nationwideplatforms.co.uk
Nationwide Platforms Ltd	Bishops Waltham	www.nationwideplatforms.co.uk
Nationwide Platforms Ltd	Blackburn	www.nationwideplatforms.co.uk
Nationwide Platforms Ltd	Bristol	www.nationwideplatforms.co.uk
Nationwide Platforms Ltd	Broxburn	www.nationwideplatforms.co.uk
Nationwide Platforms Ltd	Cardiff	www.nationwideplatforms.co.uk
Nationwide Platforms Ltd	Cowley	www.nationwideplatforms.co.uk
Nationwide Platforms Ltd	Didcot	www.nationwideplatforms.co.uk
Nationwide Platforms Ltd	Dundee	www.nationwideplatforms.co.uk
Nationwide Platforms Ltd	Durham	www.nationwideplatforms.co.uk
Nationwide Platforms Ltd	Hawarden	www.nationwideplatforms.co.uk
Nationwide Platforms Ltd	Kirkby	www.nationwideplatforms.co.uk
Nationwide Platforms Ltd	Leeds	www.nationwideplatforms.co.uk
Nationwide Platforms Ltd	Leicester	www.nationwideplatforms.co.uk
Nationwide Platforms Ltd	Liskeard	www.nationwideplatforms.co.uk
Nationwide Platforms Ltd	Liverpool	www.nationwideplatforms.co.uk
Nationwide Platforms Ltd	Luton	www.nationwideplatforms.co.uk
Nationwide Platforms Ltd	Motherwell	www.nationwideplatforms.co.uk
Nationwide Platforms Ltd	Newstead	www.nationwideplatforms.co.uk
Nationwide Platforms Ltd	North Hykeham	www.nationwideplatforms.co.uk
Nationwide Platforms Ltd	Nr Rochester	www.nationwideplatforms.co.uk
Nationwide Platforms Ltd	Peterborough	www.nationwideplatforms.co.uk
Nationwide Platforms Ltd	Swansea	www.nationwideplatforms.co.uk
Nationwide Platforms Ltd	Taunton	www.nationwideplatforms.co.uk
Nationwide Platforms Ltd	Warrington	www.nationwideplatforms.co.uk
Nationwide Platforms Ltd	West Thurrock	www.nationwideplatforms.co.uk
Niftylift Ltd	Milton Keynes	www.niftylift.com
NIS Training Ltd	Newcastle upon Tyne	www.nistraining.co.uk
North East Access Training Ltd	Birtley	www.northeastaccess training.co.uk
Northern Safety Ltd	Thornaby	www.northernsafetyLtd.co.uk
Oakbarn Training	Coventry	www.poweredaccess training.co.uk
Omega Powered Access Ltd	Middlesbrough	www.omega-access.co.uk
One Stop Hire	Blackburn	www.onestophire.com
Onestop Access (Scotland) Ltd	Hamilton	www.onestopaccess equipment.co.uk
Operator Training Services Ltd	Ashford	www.operatortraining services.co.uk
Operator Training Services Ltd	Godstone	www.operatortraining services.co.uk
Ormerod Management Services (T/as OMS)	Leicester	www.oms.uk.com
OTJ Training, Ladder And Fencing Industries (Newent) Ltd	Newent	www.otjtraining.com
P B Training Services Ltd	Brierley Hill	www.pbtrainingservices.co.uk

COMPANY NAME	LOCATION	WEBSITE
P Chalk Ltd T/a Orion Access Service	Erith	www.orionaccess.co.uk
Palfinger UK, Part of T H White Group	Falkirk	www.palfinger.co.uk
PFI Training Ltd	Whitecross	www.pfitraining.co.uk
PG Platforms Ltd	Kent	www.pgplatforms.co.uk
PHD Hoists & Masts Ltd	Uxbridge	www.phdhm.com
Plantfinder (Scotland) Ltd	Kilmarnock	www.plantfinderlimited.co.uk
Platform Sales & Hire Ltd	Milton Keynes	www.platformsales.co.uk
Powered Licence Training Ltd	Lighton Buzzard	
Premier Platforms Ltd	Norton Canes, Cannock	www.premier-platforms.co.uk
Prolift Access Ltd	Wellington	www.proliftaccess.co.uk
Prolift Access Ltd	Bristol	www.proliftaccess.co.uk
Prolift Access Ltd	Dorset	www.proliftaccess.co.uk
Prolift Access Ltd	Victoria	www.proliftaccess.co.uk
PRS Hire Services Ltd	Nottingham	www.prshealthandsafety.co.uk
Quick Reach Powered Access Ltd	Wishaw	www.quick-reach.co.uk
Ritchies HGV Training Centre Ltd	Glasgow	www.ritchiestraining.co.uk
RS Industrial Services Ltd	Billingham	www.rsis.co.uk
RSC Training Ltd	Beckton	www.rsc-training.co.uk
Safe Training Services (Southern) Ltd	Fareham	www.safetrainingservices.co.uk
Safe Training Services (Southern) Ltd	Wareham	www.safetrainingservices.co.uk
Safety Training Solutions Ltd	Dingwall	www.sts-scotland.co.uk
Safetymen Ltd	Clacton on Sea	www.safetymen.co.uk
SAT Services Training Ltd	Dudley	www.satservices.org
Severfield UK Ltd	Bolton	www.severfield.com
Shear Training & Consultancy Ltd	Pinchbeck Spalding	www.sheartraining.co.uk
Shropshire County Trainers Ltd	Telford	www.sctcentre.com
Sibbald Ltd	Blackridge	www.sibbaldtraining.com
Smart Platform Rental Ltd	Trafford Park	www.smartplatforms.co.uk
Smart Platform Rental Ltd	Avonmouth	www.smartplatforms.co.uk
Smart Platform Rental Ltd	Dartford	www.smartplatforms.co.uk
Smart Platform Rental Ltd	Hemel Hempstead	www.smartplatforms.co.uk
Smart Platform Rental Ltd	Minworth	www.smartplatforms.co.uk
Smart Platform Rental Ltd	Sheffield	www.smartplatforms.co.uk
Smiths Equipment Hire	Blackpool	https://smithshire.com/ specialist-powered-access/
Southern Cranes & Access Ltd	Horsham	www.southerncranes.co.uk
Southern Cranes & Access Ltd	Horsham	www.southerncranes.co.uk
Speedy Support Services Ltd	Newton-le-Willows	www.speedyservices.com
Speedy Support Services Ltd	Erith	www.speedyservices.com
Speedy Support Services Ltd	Tamworth	www.speedyservices.com
Star Platforms Ltd	Dunstable	www.starplatforms.co.uk
Summit Platforms Ltd	Wishaw	www.summitplatforms.co.uk
SWAT Access Ltd	Preston	swataccess.com
System People Ltd, 1/a SP Training	Carlisle	www.sptraining.uk.com
TALA Training Ltd	Glasgow	www.talatraining.co.uk
Taylor Training Services (UK) Ltd	Manchester	www.taylor-training.co.uk
Taylor Training Services (UK) Ltd	Wigan	www.taylor-training.co.uk
TGA Lifting Limited	Alton	www.tcalifting.com
Technique Learning Solutions Ltd	Rotherham	www.learntechnique.com
The Safety Maintenance Company Ltd	Leeds	www.thesmcl.co.uk
TIME - Versalift	Burton Latimer	www.versalift.co.uk
Total Hire & Sales	Derby	www.totalhireandsales.co.uk
Total Hire & Sales	Alvaston, Derby	www.totalhireandsales.co.uk
Trade Safety & Training Ltd	Southampton	
Training-4-Safety	Deeside	www.training-4-safety.co.uk
TrainingPlus.Com Ltd	Irvine	www.trainingplus.com
TrainingPlus.Com Ltd	Broxburn, West Lothian	www.trainingplus.com
TrainingPlus.Com Ltd	Glasgow	www.trainingplus.com
TrainingPlus.Com Ltd	Kintore	www.trainingplus.com
Trainrite Ltd	Workington	www.trainriteuk.co.uk
Tyne & Wear Access NE Ltd	Tyne & Wear	www.tyneandwearaccess.co.uk
UK Power Networks	Sundridge	www.ukpowernetworks.co.uk
UK Tool Hire Ltd T/a UK Powered Access	Derby	www.ukindustriestraining.co.uk
UK Tool Hire Ltd T/a UK Powered Access	Nottingham	www.ukindustriestraining.co.uk
Universal Training Services (Midlands) Ltd	Corby	www.uetraining.co.uk
Universal Training Services (Midlands) Ltd	Peterborough	www.uetraining.co.uk
Warren Access Huntingdon Ltd	Huntingdon	www.warrenaccesstraining.co.uk
Warren Access Ltd	Newcastle Upon Tyne	www.warrenaccesstraining.co.uk
Wood Group Industrial Services Ltd	Gateshead	www.woodgroup-isl.com

COMPANY NAME	LOCATION	WEBSITE
Workplatform Ltd	Willow Farm Business Park	www.workplatformltd.co.uk
Your Equipment Properties Ltd	Bankside	www.youreqipment solutions.co.uk

UNITED STATES		
8a Consulting and Training Services, Cuautemoc Ochoa	Chula Vista	http://8atraining.com/
All Access Equipment LLC	Wilmington	www.allaccessequipment.com
Alpha Platforms, (SSP Group Inc)	Brooklyn	www.alphaplatforms.com
AMP Sales and Services LLC	Bedford	www.ampservicesllc.com
Area Work Platform Inspection, Inc.	Covington	
BAE Systems, U.S. Combat System	York	www.baesystems.com
Blade Platforms LLC	Abilene	www.bladeplatforms.com
Butler County Area Vocational-Technical School	Butler	www.bcv.tec.pa.us
Construction Safety Council	Hillside	www.buildsafe.org
Eckstine & Associates, Inc	Waynesboro PA	
Franklin Equipment LLC	Groveport	www.franklinequipment.com
Haulotte US	Virginia Beach	www.haulotte-usa.com
Hoj Engineering & Sales Co	Salt Lake City	www.hoj.net
Institute For Aerial Lift Safety	Philadelphia	www.aerialliftsafety.org
JCB Inc	Pooler	www.jcbna.com
JLG Industries, Inc	McConnellsburg	www.jlg.com
Mastclimbers LLC	Grayson	www.mastclimbers.com
Niftylift Inc	Greer	www.niftylift.com/usa
O&G Industries Inc.	Torrington	www.ogind.com
Operating Engineers Local 324 JATF	Howell	www.benesysinc.com/benefit/oe324jatl

COMPANY NAME	LOCATION	WEBSITE
Operating Engineers, Local 150 Apprenticeship	Wilmington	www.asiplocal150.org
ReachMaster Inc	Porter	www.reachmaster.com
Scaffold and Access Industry Association	Kansas City	www.saiaonline.org
Sheet Metal Workers #33 Cleveland JATC	Parma	
Sheet Metal Workers Local 137 JATC, Signage	Long Island City	www.info@local137.com
Sheet Metal Workers Local 73 Chicago	Belwood	www.jatc73.org
Sheet Metal Workers Local Union 1 & Central IL, Chapter of SMACNA, Inc	Morton	www.smw1.com
Sheet Metal Workers Union Local 33 - Toledo area	Rosford	www.smwlu33.org
Skyway Lift Rentals Corp	New York	www.skywaylifts.com
Teupen North America	Pineville	www.teupen-usa.com
United Rentals Inc, Corporate Headquarters	Stamford	www.unitedrentals.com
Valcourt Exterior Building Services of NJ, LLC	Millstone	www.valcourt.net

URUGUAY		
RAMIREZ	Canelones	www.ramirez.com.uy
TecnoAndamio - Nizepel SA	San Bernardo	www.tecnoandamio.cl

ZAMBIA		
Boogart Technical Ltd	Kitwe	www.btech.co.zm

We Put The Life In Your Lift

XC2 High Density Paste Maximizes Runtime and Battery Life

DEEP CYCLE

U.S. Battery
Manufacturing Company

AMERICA'S MOST TRUSTED DEEP CYCLE BATTERY SINCE 1934

XC2
XTREME CAPACITY

- Highest initial capacity.
- Fastest cycle up to full rated capacity.
- Highest total energy delivered over the life of the battery.

Tough Polypropylene Case Design

High Torque Terminals

Handcrafted in the USA

WWW.USBATTERY.COM

CONVERSION TABLES

These tables and conversion factors are provided to help readers with comparisons between Imperial (UK), US, and metric measurements.

SPEED									
Miles per hour (mph)	20	30	40	50	60	70	80	90	100
Kilometre/hour (km/h)	32	48	64	80	96	112	128	144	160

FUEL									
Gallons (UK)	1	2	4	6	8	10	12	14	
Litres	4.55	9.09	18.18	27.27	36.37	45.46	54.54	63.64	
Gallons (US)	1	2	4	6	8	10	12	14	
Litres	3.78	7.54	15.14	22.71	30.28	37.85	45.45	53.00	

WEIGHT									
Pounds	1	2	3	4	5	10	14	20	
kilograms	0.454	0.907	1.361	1.814	2.268	4.536	6.350	9.072	

TEMPERATURE												
°F	32	40	50	60	70	75	85	95	105	140	175	212
°C	0	5	10	15	20	25	30	35	40	60	80	100

METRIC CONVERSION

LENGTH		WEIGHT	
1 millimetre (mm)	= 0.0394 ins	1 gramme (g) (1000 mg)	= 0.0353 oz
1 metre (m) (1000 mm)	= 1.0936 yds	1 pound (lb) (16 ounces)	= 0.4536 kg
1 kilometre (km) (1000 m)	= 0.5214 mile	1 ton (2240 pounds)	= 1.0161 tonnes
1 inch	= 25.4 mm	1 US ton	= 2000 lb
1 yard (36 inches)	= 0.9144 m	1 metric tonne	= 2200 lb
1 mile (1760 yards)	= 1.6093 km	1 hundred weight (cwt)	= 112 lb
AREA		POWER	
1 square metre (m ²) (10000 cm ²)	= 1.1960 square yds	1 horsepower (hp)	= 746 watts (0.75 kW)
1 hectare (ha) (10000 m ²)	= 2.4711 acres	1 kilowatt (kW)	= 1.34 hp
1 square km (km ²) (100 hectares)	= 0.3851 square mile	PRESSURE	
1 square yard (9 square feet)	= 0.8361 m ²	1 bar (atmosphere)	= 14.2 psi
1 acre (4840 yards ²)	= 4046.9 m ²	1 pound/inch ² (psi)	= 6895 N/m ²
VOLUME		1 (Newton/m ²) Nm ²	= 1 pascal (Pa)
1 cubic metre (m ³)	= 1.3080 cubic yards	20 lb/in ²	= 1.41 kg/cm ²
1 litre (l)	= 0.2200 gallon	USA WET MEASURE EQUIVALENTS	
1 cubic yard (27 cubic feet)	= 0.7646 m	1 US pint (16 fl oz) (0.8327 UK pt)	= 0.4732 litre
1 pint (4 gills)	= 0.5683 litre	1 US gallon (0.8327 UK gal)	= 3.7653 litres
1 gallon (8 pints)	= 4.5401 litres	1 UK pint	= 0.473 litres
HEAT		1 US barrel	= 5.62 ft ³ = 0.159 m ³
1 British Thermal Unit (BTU)	= 1055 joules		
1 BTU/lb	= 2.326 kilojoules/kg		

Please do not use the conversion factors in important technical or safety calculations as they are offered as a guide to conversion and not as a precise listing.

Inches (")	Millimetres (mm)
0.039	1
0.079	2
0.118	3
0.157	4
0.197	5
0.236	6
0.276	7
0.315	8
0.354	9

Miles	Kilometres (km)
0.621	1
1.243	2
1.864	3
2.485	4
3.105	5
3.728	6
4.350	7
4.971	8
5.592	9

Feet (')	Metres (m)
3.281	1
6.562	2
9.843	3
13.123	4
16.404	5
19.685	6
22.966	7
26.247	8
29.528	9

Yards (yd)	Metres (m)
1.094	1
2.187	2
3.281	3
4.375	4
5.468	5
6.564	6
7.658	7
8.752	8
9.846	9

Square Feet (ft ²)	Square Metres (m ²)
10.764	1
21.528	2
32.292	3
43.056	4
53.819	5
64.583	6
75.347	7
86.111	8
96.875	9

Square Yards (yd ²)	Square Metres (m ²)
1.196	1
2.392	2
3.588	3
4.784	4
5.980	5
7.176	6
8.372	7
9.568	8
10.764	9

Cubic Feet (ft ³)	Cubic Metres (m ³)
35.315	1
70.629	2
105.943	3
141.258	4
176.572	5
211.887	6
247.201	7
282.516	8
317.830	9

Cubic Yards (yd ³)	Cubic Metres (m ³)
1.308	1
2.616	2
3.924	3
5.232	4
6.540	5
7.848	6
9.156	7
10.464	8
11.772	9

Ounces (oz)	Grammes (g)
0.035	1
0.071	2
0.106	3
0.141	4
0.176	5
0.212	6
0.247	7
0.282	8
0.317	9

Pounds (lb)	Kilograms (kg)
2.205	1
4.409	2
6.614	3
8.819	4
11.023	5
13.226	6
15.432	7
17.637	8
19.842	9

Gallons (gall)	Litres (l)
0.220	1
0.440	2
0.660	3
0.880	4
1.101	5
1.321	6
1.541	7
1.761	8
1.981	9

Pints (pt)	Litres (l)
1.761	1
3.521	2
5.282	3
7.043	4
8.804	5
10.564	6
12.325	7
14.086	8
15.847	9

The key figures printed in the centre column, can be read as either metric or imperial, example: 1 metre = 1.094 yards or 1 yard = 0.914 metres

50 YEARS OF ACCESS. 50 YEARS OF JLG.

“Every JLG® lift that leaves our plant carries my initials, so I insist on the best materials, tough design and production standards and thorough testing.

- John L. Grove, Founder, JLG Industries



In 1969, John L. Grove rallied a small group of people around one big idea—there has to be a better way to work at height. From there, he invented the first boom lift, started our company and pioneered the access industry. We continue to innovate today, engineering advanced equipment solutions for customers around the world.

Our first 50 years laid the foundation. Our next 50 solidifies a legacy.

See how at jlg.com/jlg50

THE HIGHEST STANDARD IN POWERED ACCESS EQUIPMENT HIRE



IPAF Rental+ is the powered access industry's quality standard mark that provides assurance to customers at every stage of the MEWP hire/rental process.

It's proof a hire/rental company has been independently audited and meets rigorous standards of training, equipment inventory and customer satisfaction.

To find an IPAF Rental+ hire/rental depot visit www.ipaf.org/rental

