


SHIMANO *ALIVIO*

New for 1994, the Alivio group is available in two configurations, the standard group or high-line variation which features high-tech gray chainwheels and rubber cup sealing on the hubs. A great cost-performance value, Alivio delivers the full range of new Shimano functions for 1994 including Optical Gear Display and Parallax hubs. Alivio brings great value and performance to the economically priced entry-level mountain bike.



SHIMANO ALTUS C50

FC-CT50



HB-MC10



BB-CS11



BL-CT50



BR-CT50



ST-CT50



RD-CT50



FD-CT50



MF-HG20

CN-HG50
CN-UG50




SL-CT50

SHIMANO DEORE LX

HYPERDRIVE-C


FC-M563-B



SP-M650



PD-M525




BB-UN51



CS-HG70-C
FH-M563



PD-M323



HB-M563




HP-M563



HB-M564




FC-M563-S



CN-HG70




BR-M561




ST-M564



BR-M560



ST-M563



FD-M563



RD-M563



SHIMANO DEORE LX



PD-M550



HB-M560-F


FH-M560



BB-UN51



HP-R500



FC-M560



CS-HG70




ST-M560



RD-M560-SGS
RD-M560-GS



FD-M561



FD-M560

SHIMANO DEORE XT

SP-M730



DF-M730



PD-M735

SQ-M730



BB-UN91



PD-M737



HB-M738



HB-M737




SM-CS80



CS-M737



BR-M737



FH-M737



CN-HG90



ST-M737



RD-M737




FC-M737



HP-M742



FD-M737




FD-M737


MJ

SHIMANO

FC-MJ12



FC-MJ10



BB-LP20



CS-HG50-6



RD-MJ10-GS



FH-MJ10



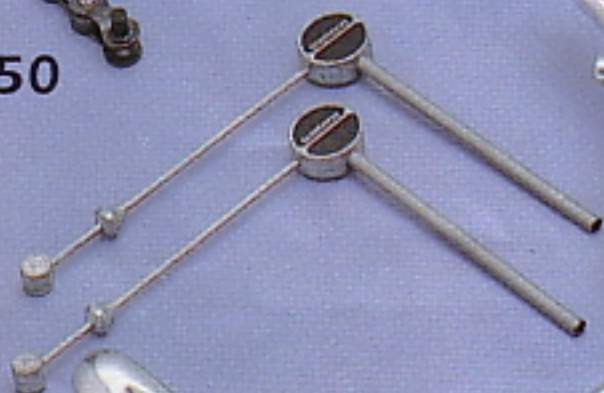
RD-MJ10-SS



HB-MJ10



CN-UG50




BR-MJ10




ST-MJ10



FD-MJ12




FD-MJ10




SHIMANO STX

Special Edition




CS-HG60-C
FH-MC30-CH




HB-MC30-CH


FC-MC31-CH




BB-UN51



PD-M323




CN-HG70




ST-MC30-CH



HP-MC30



BR-MC30-CH




FD-MC31-CH

RD-MC31-CH

SHIMANO STX


FC-MC30



BB-LP20
BB-LP30




PD-M350




CN-HG50

CS-HG50-C
CS-HG70-C



BR-MC31



BR-MC30

HB-MC30
HB-MC31



FH-MC30



ST-MC30



RD-MC30-GS



FD-MC30

SHIMANO *TOURNEY* 15 SERIES


FC-TY20

BB-CS11

HB-MC10

RD-TY15-GS

BL-TY21



BR-TY22



SL-MY15



FD-TY15-SS



FD-TY15-GS



RD-TY15-SS



MF-Z015




SHIMANO *TOURNEY* 20 SERIES

FC-TY20

HB-MC10

BB-CS11

MF-HG20





BR-TY22



BL-TY21



SL-MY20



FD-TY25



CN-HG50
CN-UG50



RD-TY20

SHIMANO *TOURNEY* 30 SERIES

FC-TY21

HB-MC10

BB-CS11

BR-TY22

RD-TY30-GS

MF-HG20

BL-TY21

SL-TY30-L


SL-TY31-L

SL-TY31-R

FD-TY30-GS

RD-TY30-SS

CN-HG50
CN-UG50



SHIMANO XTR

SP-M900

SQ-M900

BB-UN91

HB-M900

FH-M900

BR-M900-R

BR-M900-F

CS-M900

FD-M900

FD-M901

FC-M900-A

CN-7401

RD-M900

HP-M900

ST-M900

PD-M737

