

STATISTICS



GROUP STAGE

GROUP A

17.09.03	Olympique Lyonnais - RSC Anderlecht	1-0	37,002
17.09.03	FC Bayern München - Celtic FC	2-1	48,000
30.09.03	Celtic FC - Olympique Lyonnais	2-0	58,027
30.09.03	RSC Anderlecht - FC Bayern München	1-1	22,635
21.10.03	RSC Anderlecht - Celtic FC	1-0	22,635
21.10.03	Olympique Lyonnais - FC Bayern München	1-1	37,658
05.11.03	Celtic FC - RSC Anderlecht	3-1	59,201
05.11.03	FC Bayern München - Olympique Lyonnais	1-2	59,000
25.11.03	RSC Anderlecht - Olympique Lyonnais	1-0	21,735
25.11.03	Celtic FC - FC Bayern München	0-0	59,594
10.12.03	Olympique Lyonnais - Celtic FC	3-2	38,576
10.12.03	FC Bayern München - RSC Anderlecht	1-0	52,000

Olympique Lyonnais	6	3	1	2	7 - 7	10
FC Bayern München	6	2	3	1	6 - 5	9
Celtic FC	6	2	1	3	8 - 7	7
RSC Anderlecht	6	2	1	3	4 - 6	7

GROUP B

17.09.03	FC Dynamo Kyiv - FC Lokomotiv Moskva	2-0	72,500
17.09.03	Arsenal FC - FC Internazionale	0-3	34,393
30.09.03	FC Internazionale - FC Dynamo Kyiv	2-1	24,400
30.09.03	FC Lokomotiv Moskva - Arsenal FC	0-0	30,000
21.10.03	FC Lokomotiv Moskva - FC Internazionale	3-0	26,000
21.10.03	FC Dynamo Kyiv - Arsenal FC	2-1	82,750
05.11.03	FC Internazionale - FC Lokomotiv Moskva	1-1	22,822
05.11.03	Arsenal FC - FC Dynamo Kyiv	1-0	34,419
25.11.03	FC Lokomotiv Moskva - FC Dynamo Kyiv	3-2	25,000
25.11.03	FC Internazionale - Arsenal FC	1-5	44,884
10.12.03	FC Dynamo Kyiv - FC Internazionale	1-1	81,500
10.12.03	Arsenal FC - FC Lokomotiv Moskva	2-0	35,343

Arsenal FC	6	3	1	2	9 - 6	10
FC Lokomotiv Moskva	6	2	2	2	7 - 7	8
FC Internazionale	6	2	2	2	8 - 11	8
FC Dynamo Kyiv	6	2	1	3	8 - 8	7

GROUP C

17.09.03	AEK Athens FC - RC Deportivo La Coruña	1-1	14,583
17.09.03	PSV Eindhoven - AS Monaco FC	1-2	24,500
30.09.03	AS Monaco FC - AEK Athens FC	4-0	11,790
30.09.03	RC Deportivo La Coruña - PSV Eindhoven	2-0	23,500
21.10.03	RC Deportivo La Coruña - AS Monaco FC	1-0	21,507
21.10.03	AEK Athens FC - PSV Eindhoven	0-1	10,530
05.11.03	AS Monaco FC - RC Deportivo La Coruña	8-3	15,882
05.11.03	PSV Eindhoven - AEK Athens FC	2-0	28,000
25.11.03	RC Deportivo La Coruña - AEK Athens FC	3-0	17,205
25.11.03	AS Monaco FC - PSV Eindhoven	1-1	14,587
10.12.03	AEK Athens FC - AS Monaco FC	0-0	4,000
10.12.03	PSV Eindhoven - RC Deportivo La Coruña	3-2	30,000

AS Monaco FC	6	3	2	1	15 - 6	11
RC Deportivo La Coruña	6	3	1	2	12 - 12	10
PSV Eindhoven	6	3	1	2	8 - 7	10
AEK Athens FC	6	0	2	4	1 - 11	2

GROUP D

17.09.03	Juventus - Galatasaray SK	2-1	14,420
17.09.03	Real Sociedad de Fútbol - Olympiacos CFP	1-0	29,091
30.09.03	Olympiacos CFP - Juventus	1-2	12,921
30.09.03	Galatasaray SK - Real Sociedad de Fútbol	1-2	58,617
21.10.03	Galatasaray SK - Olympiacos CFP	1-0	41,125
21.10.03	Juventus - Real Sociedad de Fútbol	4-2	17,246
05.11.03	Olympiacos CFP - Galatasaray SK	3-0	12,145
05.11.03	Real Sociedad de Fútbol - Juventus	0-0	29,500
25.11.03	Olympiacos CFP - Real Sociedad de Fútbol	2-2	13,948
02.12.03	Galatasaray SK - Juventus	2-0	44,045
10.12.03	Juventus - Olympiacos CFP	7-0	12,758
10.12.03	Real Sociedad de Fútbol - Galatasaray SK	1-1	27,276

Juventus	6	4	1	1	15 - 6	13
Real Sociedad de Fútbol	6	2	3	1	8 - 8	9
Galatasaray SK	6	2	1	3	6 - 8	7
Olympiacos CFP	6	1	1	4	6 - 13	4

Claudio Ranieri returned to the Stadio Olimpico in Rome and saw his Chelsea side beat S.S. Lazio 4-0. The margin could have been wider had the effort by Hernán Crespo (centre) not been turned away by keeper Matteo Sereni



GROUP STAGE

GROUP E

16.09.03	Rangers FC - VfB Stuttgart	2-1	47,957
16.09.03	Manchester United FC - Panathinaikos FC	5-0	66,520
01.10.03	Panathinaikos FC - Rangers FC	1-1	15,000
01.10.03	VfB Stuttgart - Manchester United FC	2-1	48,684
22.10.03	VfB Stuttgart - Panathinaikos FC	2-0	48,645
22.10.03	Rangers FC - Manchester United FC	0-1	48,750
04.11.03	Panathinaikos FC - VfB Stuttgart	1-3	6,018
04.11.03	Manchester United FC - Rangers FC	3-0	66,707
26.11.03	VfB Stuttgart - Rangers FC	1-0	48,348
26.11.03	Panathinaikos FC - Manchester United FC	0-1	6,890
09.12.03	Rangers FC - Panathinaikos FC	1-3	48,588
09.12.03	Manchester United FC - VfB Stuttgart	2-0	67,031

Manchester United FC	6	5	0	1	13 - 2	15
VfB Stuttgart	6	4	0	2	9 - 6	12
Panathinaikos FC	6	1	1	4	5 - 13	4
Rangers FC	6	1	1	4	4 - 10	4

GROUP F

16.09.03	Real Madrid CF - Olympique de Marseille	4-2	60,433
16.09.03	FK Partizan - FC Porto	1-1	29,968
01.10.03	FC Porto - Real Madrid CF	1-3	37,506
01.10.03	Olympique de Marseille - FK Partizan	3-0	54,850
22.10.03	Olympique de Marseille - FC Porto	2-3	55,209
22.10.03	Real Madrid CF - FK Partizan	1-0	63,711
04.11.03	FC Porto - Olympique de Marseille	1-0	33,215
04.11.03	FK Partizan - Real Madrid CF	0-0	29,355
26.11.03	Olympique de Marseille - Real Madrid CF	1-2	54,745
26.11.03	FC Porto - FK Partizan	2-1	22,177
09.12.03	Real Madrid CF - FC Porto	1-1	48,715
09.12.03	FK Partizan - Olympique de Marseille	1-1	28,000

Real Madrid CF	6	4	2	0	11 - 5	14
FC Porto	6	3	2	1	9 - 8	11
Olympique de Marseille	6	1	1	4	9 - 11	4
FK Partizan	6	0	3	3	3 - 8	3

GROUP G

16.09.03	AC Sparta Praha - Chelsea FC	0-1	18,997
16.09.03	Besiktas JK - S.S. Lazio	0-2	20,787
01.10.03	S.S. Lazio - AC Sparta Praha	2-2	25,405
01.10.03	Chelsea FC - Besiktas JK	0-2	32,952
22.10.03	Chelsea FC - S.S. Lazio	2-1	40,405
22.10.03	AC Sparta Praha - Besiktas JK	2-1	14,512
04.11.03	S.S. Lazio - Chelsea FC	0-4	48,485
04.11.03	Besiktas JK - AC Sparta Praha	1-0	18,000
26.11.03	Chelsea FC - AC Sparta Praha	0-0	40,152
26.11.03	S.S. Lazio - Besiktas JK	1-1	24,120
09.12.03	AC Sparta Praha - S.S. Lazio	1-0	17,825
09.12.03	Besiktas JK - Chelsea FC	0-2	51,000

Chelsea FC	6	4	1	1	9 - 3	13
AC Sparta Praha	6	2	2	2	5 - 5	8
Besiktas JK	6	2	1	3	5 - 7	7
S.S. Lazio	6	1	2	3	6 - 10	5

GROUP H

16.09.03	AC Milan - AFC Ajax	1-0	45,931
16.09.03	Club Brugge KV - RC Celta de Vigo	1-1	26,639
01.10.03	RC Celta de Vigo - AC Milan	0-0	28,000
01.10.03	AFC Ajax - Club Brugge KV	2-0	49,371
22.10.03	AFC Ajax - RC Celta de Vigo	1-0	48,514
22.10.03	AC Milan - Club Brugge KV	0-1	43,823
04.11.03	RC Celta de Vigo - AFC Ajax	3-2	18,700
04.11.03	Club Brugge KV - AC Milan	0-1	27,834
26.11.03	AFC Ajax - AC Milan	0-1	50,210
26.11.03	RC Celta de Vigo - Club Brugge KV	1-1	18,173
09.12.03	AC Milan - RC Celta de Vigo	1-2	36,207
09.12.03	Club Brugge KV - AFC Ajax	2-1	28,100

AC Milan	6	3	1	2	4 - 3	10
RC Celta de Vigo	6	2	3	1	7 - 6	9
Club Brugge KV	6	2	2	2	5 - 6	8
AFC Ajax	6	2	0	4	6 - 7	6



Mahamadou Diarra looks uncomfortable against Celtic FC's No. 10 John Hartson as Olympique Lyonnais slump to a 2-0 defeat

KNOCKOUT ROUND

24.02.04	FC Lokomotiv Moskva - AS Monaco FC	2-1	28,300
10.03.04	AS Monaco FC - FC Lokomotiv Moskva	1-0	16,700
24.02.04	AC Sparta Praha - AC Milan	0-0	20,653
10.03.04	AC Milan - AC Sparta Praha	4-1	49,364
24.02.04	RC Celta de Vigo - Arsenal FC	2-3	19,500
10.03.04	Arsenal FC - RC Celta de Vigo	2-0	35,402
24.02.04	FC Bayern München - Real Madrid CF	1-1	59,000
10.03.04	Real Madrid CF - FC Bayern München	1-0	71,000
25.02.04	RC Deportivo La Coruña - Juventus	1-0	22,666
09.02.04	Juventus - RC Deportivo La Coruña	0-1	24,680
25.02.04	FC Porto - Manchester United FC	2-1	49,977
09.03.04	Manchester United FC - FC Porto	1-1	67,029
25.02.04	VfB Stuttgart - Chelsea FC	0-1	42,000
09.03.04	Chelsea FC - VfB Stuttgart	0-0	36,657
25.02.04	Real Sociedad de Fútbol - Olympique Lyonnais	0-1	29,000
09.03.04	Olympique Lyonnais - Real Sociedad de Fútbol	1-0	38,914

Striker Raúl bites the dust in Monaco - as did Real Madrid after their 3-1 defeat



PHOTO: FABIO BOZZANI

Boris Zivkovic and keeper Timo Hildebrand watch anxiously as the shot by Chelsea winger Jesper Grønkjær flies wide. The 0-0 draw at Stamford Bridge eliminated VfB Stuttgart



PHOTO: MATTHEW ASHTON / EMPICS

QUARTER-FINALS

23.03.04	FC Porto - Olympique Lyonnais	2-0	46,910
07.04.04	Olympique Lyonnais - FC Porto	2-2	39,103
23.03.04	AC Milan - RC Deportivo La Coruña	4-1	60,335
07.04.04	RC Deportivo La Coruña - AC Milan	4-0	27,541
24.03.04	Real Madrid CF - AS Monaco FC	4-2	69,327
06.04.04	AS Monaco FC - Real Madrid CF	3-1	17,289
24.03.04	Chelsea FC - Arsenal FC	1-1	40,778
06.04.04	Arsenal FC - Chelsea FC	1-2	35,486

SEMI-FINALS

20.04.04	AS Monaco FC - Chelsea FC	3-1	17,732
05.05.04	Chelsea FC - AS Monaco FC	2-2	37,132
21.04.04	FC Porto - RC Deportivo La Coruña	0-0	50,818
04.05.04	RC Deportivo La Coruña - FC Porto	0-1	33,621

The quarter-finals produced a London derby. Arsenal FC's Thierry Henry shoots past Chelsea FC's fellow Frenchman William Gallas at Stamford Bridge



PHOTO: MATTHEW ASHTON / EMPICS

THE FINAL

26.05.04 AS Monaco FC - FC Porto 0-3 53,053

0-1 Carlos Alberto (39) 0-2 Deco (71) Dmitri Alenitchev (75)

AS Monaco FC: Flavio Roma, Hugo Ibarra, Andreas Zikos, Gaël Givet (72: Sébastien Squillaci), Patrice Evra; Julien Rodriguez, Edouard Cissé (64: Shabani Nonda), Lucas Bernardi, Jérôme Rothen; Ludovic Giuly (capt - 23: Dado Pršo), Fernando Morientes - Coach: Didier Deschamps

Unused substitutes: Tony Mario Sylva, Jaroslav Plasil, Emmanuel Adebayor, Hassan El-Fakiri

FC Porto: Vítor Baía, Paulo Ferreira, Jorge Costa (capt), Ricardo Carvalho, Nuno Valente; Pedro Mendes, Costinha, Maniche; Deco (85: Pedro Emanuel); Derlei (78: Benni McCarthy), Carlos Alberto (60: Dmitri Alenitchev) - Coach: José Mourinho

Unused substitutes: Nuno, Ricardo Costa, Edgaras Jankauskas, José Bosingwa

Referee: Kim Milton Nielsen (Denmark)

AS Monaco's goalscorer against Chelsea in London is thanked by his coach, Didier Deschamps, for a job well done



PHOTO: FABIO BOZZANI



PHOTO: FABIO BOZZANI

Masterly and cool. Deco strokes home the crucial second goal against AS Monaco in the final


Gloved Kaká gets to the ball earlier than fellow Brazilian Mauro Silva during AC Milan's 4-1 win over Deportivo



PHOTO: ALBERTO SABAITTINI



ARSENAL FC



- Impressive, fast collective counter-attacking
- Team with pace, mobility and strength
- Outstanding combination play - Pirès and Ljungberg join in from the wings
- Henry a constant threat with his speed and technical ability
- Top quality M/F screen: Vieira and Edu
- Clever through passes linked to diagonal runs from middle to front players
- High-tempo game - back 4 has pace to push up when appropriate
- Classic English style 4-man zonal defence
- Generally a short passing game - Pirès, Edu and Vieira in control
- Highly technical, short passing game - few long balls

- Contre-attaques collectives rapides et impressionnantes
- Equipe vélocité, mobile et puissante
- Excellentes combinaisons - Pirès et Ljungberg y participent sur les ailes
- Avec sa pointe de vitesse et sa technique, Henry est une menace permanente
- Grande domination au milieu de terrain: Vieira et Edu
- Passes en profondeur intelligentes associées à des courses en diagonale des milieux et des attaquants
- Rythme rapide du jeu - la défense en zone à quatre remonte lorsque c'est possible
- Style anglais classique de défense de zone à quatre
- En général, jeu court avec Pirès, Edu et Vieira comme acteurs principaux
- Jeu court très technique, peu de longs ballons

- Beeindruckendes, schnelles und kollektives Konterspiel
- Eine Mannschaft mit Geschwindigkeit, Beweglichkeit und Kraft
- Ausgezeichnetes Kombinationsspiel - Pires und Ljungberg schalten sich über die Seiten ein
- Henry ist mit seiner Schnelligkeit und Technik eine permanente Gefahr
- Hervorragende Beherrschung des Mittelfelds: Vieira und Edu
- Klavere Steilpässe, abgestimmt auf die diagonalen Laufwege der Mittelfeldspieler und Angreifer
- Spiel mit hohem Tempo - Viererabwehr rückt wenn möglich auf
- Klassische englische Viererabwehr mit Raumverteidigung
- Grundsätzlich Kurzpassspiel mit Pires, Edu und Vieira als Hauptakteure
- Technisch hochstehendes Kurzpassspiel - wenig lange Bälle

HEAD COACH

Arsène WENGER

Born on 22.10.1949 in Strasbourg
Nationality: French

Career as a player:

Mutzig (1969-73) Mulhouse (1973-78)
RC Strasbourg (1979-82)
11 Matches in the French 1st Division
French Championship Winner 1979

Career as a coach:

RC Strasbourg (youth section - 1981-83)
AS Cannes (assistant coach - 1983-84)
AS Nancy Lorraine (1984-87) AS Monaco

(1987-94) Grampus Eight Nagoya (1995-96)
Arsenal FC (since 28.09.1996)
French Championship Winner 1988
French Cup Winner 1991
388 matches as coach in the French 1st Division
English Championship Winner 1998, 2002, 2004
English FA Cup Winner 1998, 2002, 2003
Manager of the Year in France 1988; in Japan 1996; and in England 1998
Emperor's Cup Winner 1996
Japanese Super Cup Winner 1996
UEFA Fair Play Award 1999

APPEARANCES

No	Player	Pos	A	M	G	Y	R
1	LEHMANN Jens	Goalkeeper	10	900'			
3	COLE Ashley	Defender	9	810'	1		
4	VIEIRA Patrick	Midfield	7	570'		1	
5	KEOWN Martin	Defender	1	90'			
7	PIRÈS Robert	Midfield	10	852'	4		
8	LJUNGBERG Fredrik	Midfield	9	700'	2		
9	REYES José Antonio	Forward	4	202'	1		
10	BERGKAMP Dennis	Forward	6	346'			
11	WILTORD Sylvain	Forward	4	280'			
12	LAUREN	Defender	8	720'		1	
14	HENRY Thierry	Forward	10	888'	5	1	
15	PARLOUR Ray	Midfield	5	340'			
17	EDU	Midfield	8	579'	3	2	
18	CYGAN Pascal	Defender	3	182'		1	
19	GILBERTO	Midfield	8	466'		1	
22	CLICHY Gaël	Defender	1	88'			
23	CAMPBELL Sol	Defender	9	810'			
25	KANU	Forward	7	173'			
27	TAVLARIDIS Efstathios	Defender					
28	TOURÉ Kolo	Midfield	10	900'		1	
30	ALIADIÈRE Jérémie	Forward	1	2'			
32	PAPADOPULOS Michal	Forward					
33	STACK Graham	Goalkeeper					
37	BENTLEY David	Forward	1	2'			
45	HOYTE Justin	Forward					
57	FABREGAS Francesc	Midfield					

A = Appearances · M = Minutes played · G = Goals scored · Y = Yellow cards · R = Red cards

FORMATION





FC BAYERN MÜNCHEN



- Good combination play on the wings
- Diagonal crosses into the box for Makaay
- Excellent counter game
- Oliver Kahn, the goalkeeper, a dominant force
- Ballack dangerous on through runs
- Hargreaves the energy - Zé Roberto the schemer from wide left
- Makaay the point of attack - Pizarro the support player
- Very good 3-man combinations
- Cautious, deep defending - can mark man-for-man when required
- Good tactical variety - switch of play, double passes and long-range shots

- Bonnes combinaisons sur les ailes
- Bons centres en diagonale dans la surface de réparation pour Makaay
- Excellent jeu de contre-attaques
- Le gardien Oliver Kahn, imposant dans sa surface
- Ballack dangereux sur ses percées
- Dynamisme de Hargreaves - créativité de Zé Roberto sur l'aile gauche
- Makaay à la pointe de l'attaque avec Pizarro comme soutien
- Très bonnes combinaisons à trois
- Equipe prudente, défense jouant très en retrait, marquage individuel si nécessaire
- Grande variété tactique - changement de jeu, une-deux et tirs de loin

- Gutes Kombinationsspiel über die Flügel
- Diagonale Hereingaben in den Strafraum für Makaay
- Ausgezeichnetes Konterspiel
- Torhüter Oliver Kahn ist eine dominante Kraft
- Ballack gefährlich bei Vorstößen in die Tiefe
- Hargreaves der Antreiber, Zé Roberto der Ideengeber auf der linken Aussenbahn
- Makaay als Sturmspitze, Pizarro als Unterstützung dahinter
- Sehr gute Dreier-Kombinationen
- Vorsichtige, weit zurückgezogene Abwehr - Manndeckung möglich, wenn erforderlich
- Gute taktische Vielseitigkeit - Seitenwechsel, Doppelpässe und Weitschüsse

HEAD COACH

Ottmar HITZFELD

Born on 12.01.1949 in Lörrach
Nationality: German

Career as a player:
TuS Stetten (1960-67) FV Lörrach (1967-71) FC Basel (1971-75) VfB Stuttgart (1975-78) FC Lugano (1978-80) FC Luzern (1980-83)
22 games and 5 goals in the Bundesliga
8 appearances and 5 goals in the National Amateur Team
Swiss Championship Winner 1972, 1973
Swiss Cup Winner 1975

Career as a coach:
SC Zug (1983-84) FC Aarau (1984-88) Grasshopper-Club (1988-91) BV Borussia Dortmund (1991-97); then Sport Director (1997-08.04.1998) FC Bayern München (since 01.07.1998)
Swiss Championship Winner 1990, 1991
Swiss Cup Winner 1985, 1989, 1990
UEFA Champions League: Winner 1997, 2001; runners-up 1999
German Championship Winner 1995, 1996, 1999, 2000, 2001, 2003
German Cup Winner 2000, 2003
German Super Cup Winner 1995, 1996
German League Cup Winner 1998, 1999, 2000
UEFA Coach of the Year 2001

APPEARANCES

No	Player	Pos	A	M	G	Y	R
1	KAHN Oliver	Goalkeeper	8	720'		1	
2	SAGNOL Willy	Defender	6	431'			2
3	LIZARAZU Bixente	Defender	8	657'		3	
4	KUFFOUR Samuel Osei	Defender	7	612'		2	
5	KOVAC Robert	Defender	7	630'		2	
6	DEMICHELI Martin	Defender	5	385'		2	
7	SCHOLL Mehmet	Midfield	1	19'			
10	MAKAAY Roy	Forward	8	720'	6	1	
11	ZÉ ROBERTO	Midfield	7	577'		1	
13	BALLACK Michael	Midfield	8	720'		2	
14	PIZARRO Claudio	Forward	7	441'		2	1
15	RAU Tobias	Defender	1	18'			
16	JEREMIES Jens	Midfield	4	155'		1	
17	FINK Thorsten	Midfield					
20	SALIHAMIDZIC Hasan	Midfield	8	418'		1	
22	RENSING Michael	Goalkeeper					
23	HARGREAVES Owen	Midfield	6	467'			
24	SANTA CRUZ Roque	Forward	8	360'	1	1	
25	LINKE Thomas	Defender	4	360'			
26	DEISLER Sebastian	Midfield	1	90'			
30	LELL Christian	Defender					
31	SCHWEINSTEIGER Bastian	Midfield	3	85'			
32	FEULNER Markus	Midfield					
34	TROCHOWSKI Piotr	Midfield					
35	MISIMOVIC Zvezdan	Forward					
36	SCHLÖSSER Jan	Goalkeeper					

A = Appearances · M = Minutes played · G = Goals scored · Y = Yellow cards · R = Red cards

FORMATION





RC CELTA DE VIGO



- Defend with zonal back 4 and two holding M/F players
- Mostovoi provides middle to front creativity
- Good use of diagonal balls to find wingers
- When possible, use high-tempo pressing
- Impressive on wide free kicks and corners
- Efficient circulation of the ball in M/F
- Some individualists: Brazilian Edu and striker Milosevic
- Luccin initiates the M/F build-up
- Change shape - Mostovoi goes deep and wingers push up
- Sergio the defensive leader - all defenders show technical competence

- Défense en zone à quatre et deux milieux défensifs
- Mostovoi comme créateur et relais entre le milieu et l'attaque
- Bonne utilisation des balles en diagonale pour trouver les ailiers
- Si possible, pressing rapide
- Investit le camp adverse lors de corners et de coups francs excentrés
- Circulation du ballon efficace en milieu de terrain
- Quelques individualités: le Brésilien Edu et l'attaquant Milosevic
- Luccin amorce la relance
- Changement de structure - Mostovoi joue en pointe et les ailiers montent
- Sergio, maître de la défense - tous les défenseurs sont habiles techniquement

- Viererabwehr mit Raumdeckung und zwei defensiven Mittelfeldspielern
- Mostovoi als Ideengeber und Schaltstation zwischen Mittelfeld und Angriff
- Gute Diagonalpässe auf die Flügelspieler
- Pressing mit hohem Tempo, wenn möglich
- Dicht gestaffelt bei Freistößen von der Seite und bei Eckbällen
- Effiziente Ballzirkulation im Mittelfeld
- Einige Individualisten: der Brasilianer Edu und der Torjäger Milosevic
- Luccin leitet den Spielaufbau ein
- Verschiebung des Mannschaftsgefüges: Mostovoi geht in die Spitze, die Flügelspieler rücken nach
- Sergio ist der Abwehrchef - alle Verteidiger sind technisch beschlagen

HEAD COACH

Miguel Angel LOTINA

Born on 18.06.1957 in Meñaca (Vizcaya)
Nationality: Spanish

Career as a player:

Career as a coach:

CD Logroñés (1990-93) CD Numancia (1993-96) CD Logroñés (1996-97) CD Badajoz (1997-98) Numancia (1998-99) CA Osasuna (1999-2002) RC Celta de Vigo (since 01.07.2002)

He was replaced by Radomir Antic after Matchday 6.

APPEARANCES

No	Player	Pos	A	M	G	Y	R
1	CAVALLERO Pablo	Goalkeeper	4	332'			
2	VELASCO Juan	Defender	5	373'			
3	SYLVINHO	Defender	7	434'		2	
4	CÁCERES Fernando	Defender	5	444'		1	
5	GIOVANELLA Everton	Midfield	3	181'		2	
6	BERIZZO Eduardo	Defender	5	450'		2	
7	VAGNER	Midfield	5	313'	1	1	
8	ANGEL López	Defender	7	506'		2	
9	MILOSEVIC Savo	Forward	7	567'	1	1	
10	MOSTOVOI Alexander	Midfield	6	525'	1	1	
11	LÓPEZ Gustavo	Forward	6	330'			
12	MANOLO	Midfield					
13	PINTO José Manuel	Goalkeeper	5	388'		1	
14	JUANFRAN	Defender	6	540'	1	2	
15	CONTRERAS Pablo Andrés	Defender	5	197'		3	1
16	JOSÉ IGNACIO	Midfield	5	439'	2	1	
17	MENDEZ Sebastián Ariel	Defender					
18	PINILLA Mauricio Ricardo	Forward	2	106'			
19	EDÚ	Midfield	1	74'	1		
20	JESULI	Forward	7	577'	1	1	
21	JANDRO	Midfield	3	48'			
22	LUCCIN Peter	Midfield	6	478'	1	1	
23	SERGIO Fernández	Defender	6	493'		1	
24	CATANHA	Forward	2	17'			
28	OUBIÑA Borja	Midfield	2	91'			

A = Appearances · M = Minutes played · G = Goals scored · Y = Yellow cards · R = Red cards

FORMATION





CHELSEA FC



HEAD COACH

Claudio RANIERI

Born on: 20.10.1951 in Rome
Nationality: Italian

Career as a player:
AS Roma (1972-73) US Siracusa (Nov 1972)
AS Roma (1973-74), US Catanzaro (1974-82)
Catania Calcio (1982-84) Citta di Palermo (1984-86)
164 appearances and 4 goals in the Italian Serie A

Career as a coach:

Vigor Lamezia (1986-97) Campania (1987-88)
Cagliari Calcio (1988-91) SSC Napoli (1991-93)
AC Fiorentina (1993-97) Valencia CF (1997-99)
Club Atlético de Madrid (1999-00)
Chelsea FC (2000-04)
Spanish Cup Winner 1999

- Good mix of English power and Latin flair
- All-star squad - many tactical options
- Compact unit - resolute defending (Terry exceptional)
- Big threat on the flanks - overlapping full-backs and wingers (e.g. Duff)
- Diagonal crosses into the box - particularly by the full-backs
- Makelele the M/F anchor - Lampard the attacking midfield player
- Maintain a flat, defensive line - Terry the boss
- High intensity play - good pressing
- Clever central-area combinations and direct running with the ball
- Strong, competitive mentality

- Puissance anglaise avec une touche latine
- Equipe pleine de stars - nombreuses options tactiques
- Bloc compact - détermination dans le travail défensif (Terry remarquable)
- Grande menace sur les flancs - dédoublement des latéraux et des ailiers (par ex. Duff)
- Passes diagonales dans la surface de réparation, effectuées en particulier par les latéraux
- Makelele comme milieu récupérateur, Lampard comme milieu offensif
- Défense en ligne, avec Terry comme patron
- Jeu très intense - bon pressing
- Combinaisons intelligentes au milieu et courses directes avec le ballon
- Mental fort, attitude combative

- Gute Mischung aus englischer Kraft und lateinischer Spielkunst
- Ein Kader mit zahlreichen Stars - viele taktische Optionen
- Kompaktes Mannschaftsgefüge - resolute Abwehrarbeit (Terry herausragend)
- Grosse Gefahr über die Seiten durch aufrückende Aussenverteidiger und seitliche Mittelfeldspieler (z.B. Duff)
- Diagonale Hereingaben in den Strafraum - insbesondere von den Aussenverteidigern
- Makelele als „Staubsauger“ vor der Abwehr - Lampard als offensiver Mittelfeldakteur
- Die Abwehr bleibt auf einer Linie - Terry ist der Boss
- Spiel mit hoher Intensität - gutes Pressing
- Gute Kombinationen im Mittelfeld und Vorstösse mit dem Ball
- Grosse Einsatzbereitschaft

APPEARANCES

No	Player	Pos	A	M	G	Y	R
2	JOHNSON Glen	Defender	7	506'		4	1
3	BABAYARO Celestine	Defender	2	105'			
4	MAKELELE Claude	Midfield	11	990'		3	
6	DESAILLY Marcel	Defender	6	502'		2	1
7	MUTU Adrian	Forward	7	402'	1	2	
8	LAMPARD Frank	Midfield	12	1035'	4	1	
9	HASSELBAINK Jimmy Floyd	Forward	7	351'	1	1	
10	COLE Joe	Midfield	7	211'		2	
11	DUFF Damien	Midfield	10	644'	1		
12	STANIC Mario	Midfield					
13	GALLAS William	Defender	11	990'	1	1	
14	GEREMI	Midfield	8	489'			
15	MELCHLOT Mario	Defender	5	309'		1	
17	PETIT Emmanuel	Midfield	1	45'			
18	BRIDGE Wayne	Defender	12	975'	2		
19	PARKER Scott	Midfield	5	266'			
20	VERÓN Juan Sebastián	Midfield	5	362'		1	
21	CRESPO Hernán	Forward	10	571'	2		
22	GUDJOHNSEN Eidur	Forward	8	559'	2		
23	CUDICINI Carlo	Goalkeeper	9	810'		2	
26	TERRY John	Defender	11	990'		2	
29	HUTH Robert	Defender	1	22'			
30	GRØNKJÆR Jesper	Midfield	8	467'	1	2	
31	AMBROSIO Marco	Goalkeeper	3	270'			
34	SULLIVAN Neil	Goalkeeper					

A = Appearances · M = Minutes played · G = Goals scored · Y = Yellow cards · R = Red cards

FORMATION





RC DEPORTIVO LA CORUÑA



HEAD COACH

Javier IRURETA

Born on 01.04.1948
Nationality: Spanish

Career as a player:
Real Union de Irún, Club Atlético de Madrid, Athletic Club de Bilbao

Spanish Championship Winner 1973, 1977
Spanish Cup Winner 1974
European / South American Cup 1974
6 appearances for Spain

Career as a coach:

Getxo CD (1985-87) Sestao SC (1987-88)
CD Logroñes (1988-89) Real Oviedo (1989-93)
Racing Club de Santander (1993-94)
Athletic Club de Bilbao (1995-96) Real Sociedad (1996-97)
RC Celta de Vigo (1997-98) RC Deportivo La Coruña (since 01.07.1998)
Spanish Championship Winner 2000
Spanish Cup Winner 2002
Spanish Super Cup Winner 2000, 2002

- 4-2-3-1 formation: 4-man attacking diamond
- Mauro Silva the M/F screen - Valerón middle to front playmaker
- Very good ball circulation - patient build-up
- Excellent use of the wings - 3 and 4 man combos
- Classic back 4 with overlapping full-backs
- All attackers can turn and run at defenders with the ball
- A threat on free-kicks and corners - great delivery
- Calm, thoughtful team with strong fighting spirit
- Wingers effective in 1 v 1 or 1 v 2 situations
- Outstanding collective counter-attacking

- Système 4-2-3-1: losange offensif de 4 joueurs
- Mauro Silva comme milieu récupérateur, Valerón comme meneur de jeu
- Très bonne circulation du ballon - construction du jeu patiente
- Excellente utilisation des ailes - combinaisons avec 3 ou 4 joueurs
- Défense classique à quatre avec montée des latéraux
- Tous les attaquants sont mobiles et percent la défense avec le ballon
- Equipe dangereuse sur coups francs et corners - excellente exécution
- Equipe calme et au jeu posé, avec un fort esprit combatif
- Ailiers efficaces dans des situations à un contre un ou à un contre deux
- Contre-attaques collectives remarquables

- 4-2-3-1-Aufstellung mit Diamantformation aus 4 Spielern im Angriff
- Mauro Silva als Aufräumer im Mittelfeld - Valerón als Spielmacher
- Sehr gute Ballzirkulation - geduldiger Spielaufbau
- Ausgezeichnetes Flügelspiel - Kombinationen mit 3 oder 4 Spielern
- Klassische Viererabwehr mit aufrückenden Aussenverteidigern
- Alle Angreifer sind wendig und können mit dem Ball auf Abwehrspieler zurennen
- Gefahr bei Freistößen und Eckbällen - ausgezeichnete Ausführung
- Ruhiges, abgeklärtes Team mit grossem Kampfgeist
- Aussenspieler wirkungsvoll bei 1-zu-1- oder 1-zu-2-Situationen
- Hervorragende kollektive Gegenangriffe

APPEARANCES

No	Player	Pos	A	M	G	Y	R
1	MOLINA José Francisco	Goalkeeper	12	1035'			
2	MANUEL PABLO	Defender	8	511'			
3	ROMERO	Defender	8	649'			
4	NAYBET Nourredine	Defender	11	969'		4	1
5	CÉSAR	Defender	4	171'			
6	MAURO SILVA	Midfielder	8	720'		2	
7	PANDIANI Walter	Forward	12	773'	6	2	
8	SERGIO	Midfielder	12	940'	1	1	
9	DIEGO TRISTÁN	Forward	9	403'	3	2	
10	FRAN	Midfielder	10	413'	1		
11	AMAVISCA José Emilio	Midfielder	1	90'		1	
12	SCALONI Lionel	Midfielder	9	524'	1	2	
13	MUNÚA Gustavo	Goalkeeper	1	45'			
14	JORGE ANDRADE	Defender	11	986'			1
15	CAPDEVILA Joan	Defender	5	450'			
16	DJALMINHA	Midfielder	1	1'			
17	MUNITIS Pedro	Forward	2	55'			
18	VICTOR	Midfielder	9	733'		3	
19	LUQUE Alberto	Forward	11	640'	4		
20	PABLO AMO	Defender					
21	VALERÓN Juan	Midfielder	12	997'	2		
22	JAIME	Midfielder					
23	DUSCHER Aldo	Midfielder	9	480'			
24	HÉCTOR	Defender	3	270'	1	1	

A = Appearances · M = Minutes played · G = Goals scored · Y = Yellow cards · R = Red cards

FORMATION





JUVENTUS



HEAD COACH

Marcello LIPPI

Born on 12.04.1948 in Viarregio
Nationality: Italian

Career as a player:
Sampdoria UC (1972-81) AS Lucchese (1981-82)
239 appearances and 7 goals in Serie A
2 B internationals for Italy

Career as a coach:
Sampdoria UC - youth coach - (1984-85)
US Pontedera (1985-86) AC Siena (1986-87)
AC Pistoiese (1987-88) Carrarese Calcio (1988-89) AC Cesena (1989-91)

AS Lucchese (1991-92) Atalanta BC (1992-93)
SSC Napoli (1993-94) Juventus (1994-99)
Internazionale FC (1999-00)
Juventus (since 01.07.2001)
UEFA Champions League Winner 1996
UEFA Super Cup Winner 1996
European / South American Cup Winner 1996
Italian Championship Winner 1995, 1997, 1998, 2002, 2003
Italian Cup Winner 1995
Italian Super Cup Winner 1995, 1997, 2003
UEFA Coach of the Year 1999

- Excellent goalkeeper (Buffon) and well-organised back 4
- M/F diamond - Tacchinardi the anchor and Nedved the runner
- Quick reaction to counter opportunities
- Del Piero and Nedved provide the inspiration
- Experienced team with strong self-belief
- Spine of the team important: Buffon, Montero, Nedved and Del Piero
- Good switch of play, especially to lone striker Trezeguet
- Fluid build-up with angled passes in search of Del Piero and Nedved
- Capable of subtle tactical changes triggered by Marcello Lippi
- Compact unit - resolute defending

- Excellent gardien (Buffon) et défense à quatre bien organisée
- Losange au milieu de terrain - Tacchinardi comme milieu récupérateur et Nedved comme milieu offensif (nombreuses courses)
- Réaction rapide pour des occasions de contres
- Del Piero et Nedved, deux joueurs créatifs
- Equipe expérimentée et très confiante en soi
- Epine dorsale de l'équipe: Buffon, Montero, Nedved et Del Piero
- Bon changement de jeu, en particulier vers l'attaquant de pointe Trezeguet
- Construction du jeu fluide avec des passes obliques pour chercher Del Piero et Nedved
- Aptitude à mettre en œuvre les changements tactiques prônés par Marcello Lippi
- Bloc compact - défense résolue

- Ausgezeichneter Torhüter (Buffon) und gut organisierte Viererabwehr
- Diamantformation im Mittelfeld - Tacchinardi als Aufräumer und Nedved als Offensivgestalter mit grossem Laufpensum
- Schnelles Umschalten bei Kontermöglichkeiten
- Del Piero und Nedved für das Kreative zuständig
- Erfahrene Mannschaft mit grossem Selbstvertrauen
- Rückgrat des Teams: Buffon, Montero, Nedved und Del Piero
- Gute Spielverlagerungen, vor allem auf die alleinige Sturmspitze Trezeguet
- Flüssiger Spielaufbau mit Querpässen in Richtung Del Piero und Nedved
- Fähigkeit, von Marcello Lippi angeordnete taktische Anpassungen umzusetzen
- Kompaktes Mannschaftsgefüge - entschlossenes Abwehrverhalten

APPEARANCES

No	Player	Pos	A	M	G	Y	R
1	BUFFON Gianluigi	Goalkeeper	6	540'			
2	FERRARA Ciro	Defender	4	360'		2	
3	TACCHINARDI Alessio	Midfield	6	414'		2	
4	MONTERO Paolo	Defender	6	431'		1	
5	TUDOR Igor	Defender	5	370'		1	
7	PESSOTTO Gianluca	Defender	5	355'			
8	CONTE Antonio	Midfield	4	284'		3	
9	MICCOLI Fabrizio	Forward	6	408'	1	1	
10	DEL PIERO Alessandro	Forward	4	212'	3		
11	NEDVED Pavel	Midfield	6	538'	2		
12	CHIMENTI Antonio	Goalkeeper	2	180'			
13	IULIANO Mark	Defender	4	337'		1	
14	MARESCA Enzo	Midfield	2	180'	1	1	
15	BIRINDELLI Alessandro	Defender	5	224'			
16	CAMORANESI Mauro German	Midfield	4	203'			
17	TREZEGUET David	Forward	5	359'	4		
18	APPIAH Stephen	Midfield	7	488'			
19	ZAMBROTTA Gianluca	Midfield	5	367'			
20	DI VAIO Marco	Forward	7	439'	3	1	
21	THURAM Lilian	Defender	5	450'			
23	LEGROTTAGLIE Nicola	Defender	3	225'			
24	OLIVERA Rubén	Midfield					
25	ZALAYETA Marcelo	Forward	3	195'	1	1	
26	DAVIDS Edgar	Midfield	5	340'		3	
32	BOUDJANSKI Viktor	Midfield					
34	CHIUMENTO David	Midfield	1	21'			
45	PALLADINO Raffaele	Forward					

A = Appearances · M = Minutes played · G = Goals scored · Y = Yellow cards · R = Red cards

FORMATION





FC LOKOMOTIV MOSKVA



HEAD COACH

Youri SEMIN

Born on 11.05.1947 in Orel
Nationality: Russian

Career as a player:

Spartak Orel (1964) FC Spartak Moskva (1965-1967) FC Dinamo Moskva (1968-1971) Kairat Alma-Ata (1972-1973) Chkalovets Novosibirsk (1974) FC Lokomotiv Moskva (1975-1977) Kuban Krasnodar (1978-1980)
280 games and 40 goals in the Russian League
USSR Cup Winner 1970

Career as a coach:

Kuban Krasnodar (1982) Pamir Dushanbe (1983-1985) FC Lokomotiv Moskva (1986-1990) New Zealand National and Olympic Teams (1991) Russian National Team (1992-1994 and 1996-1997) FC Lokomotiv Moskva (since 1992)
Russian Championship Winner 2002
Russian Cup Winner 1996, 1997, 2000, 2001

- Three man central defence
- Strict man-for-man marking with detached libero - deep defending
- Emphasis on counter-attack
- Short passing game between middle and front players
- Obiorah dangerous with his pace and dribbling tricks
- Tall, strong defenders - good interceptions
- Incredible work-rate - especially Evseev and Izmaylov
- Play with detached striker: Ashvetia
- Key M/F schemer: Loskov (captain and No. 10)
- Many players defend crosses into the box - good reactions by goalkeeper Ovchinnikov

- Défense centrale à trois joueurs
- Marquage individuel strict avec libero, défense jouant très en retrait
- Accent sur les contres
- Jeu de passes courtes entre le milieu et l'attaque
- Obiorah dangereux avec sa vitesse et ses dribbles astucieux
- Défenseurs grands et forts - bonnes interceptions
- Equipe très travailleuse - en particulier Evseev et Izmaylov
- Joue avec un attaquant de pointe, Ashvetia
- Joueur clé: le milieu de terrain Loskov (capitaine et no, 10)
- Beaucoup de joueurs défendent lors de centres dans la surface de réparation - bonnes réactions du gardien Ovchinnikov

- Dreier-Innenverteidigung
- Enge Manndeckung mit Libero - weit zurückgezogene Abwehr
- Vor allem auf Gegenangriffe ausgerichtet
- Kurzpassspiel zwischen Mittelfeldspielern und Angreifern
- Obiorah gefährlich mit seiner Schnelligkeit und Dribbelkunst
- Grossgewachsene, kräftige Abwehrspieler - gutes Abfangen von Pässen
- Unglaubliches Laufpensum - insbesondere Evseev und Izmaylov
- Alleinige Sturmspitze: Ashvetia
- Schlüsselspieler im Mittelfeld: Loskov (Mannschaftsführer, Nr. 10)
- Viele Spieler verteidigen das eigene Tor bei Hereingaben in den Strafraum - gute Reaktionen von Torhüter Ovchinnikov

APPEARANCES

No	Player	Pos	A	M	G	Y	R
1	OVCHINNIKOV Sergey	Goalkeeper	8	720'			
2	NIZHEGORODOV Gennady	Defender	6	208'		1	
4	LEKCETHO Jacob	Defender	5	404'		4	1
5	IGNASHEVICH Sergey	Defender	6	540'	1	1	
6	SIRKHAEV Narvik	Midfield					
7	IZMAYLOV Marat	Midfield	6	523'	1		
8	MAMINOV Vladimir	Midfield	8	720'	1		
9	NIGMATULLIN Ruslan	Goalkeeper					
10	LOSKOV Dmitry	Midfield	8	651'	2	4	1
14	PASHININ Oleg	Defender	8	675'		1	
15	BUZNIKIN Maxim	Forward	4	187'	1		
16	EVSEEV Vadim	Midfield	7	596'		2	
17	SENNIKOV Dmitry	Defender	8	694'			
18	CESNAUSKIS Deividas	Midfield					
22	KHAPOV Zaur	Goalkeeper					
25	PIMENOV Ruslan	Forward	2	29'			
28	KHOKHLOV Dmitri	Midfield	7	622'	1		
30	ASATIANI Malkhaz	Midfield	2	180'		1	
32	ASHVETIA Mikheil	Forward	8	562'	1		
41	GURENKO Siarhei	Midfield	5	267'			
50	OBIORAH James Chibuzor	Forward	2	135'		1	
52	PARKS Winston	Forward	4	88'	1	1	
63	BILYALETDINOV Diniyar	Midfield					
77	LEANDRO	Forward	1	4'			
99	JORGE WAGNER	Forward					

A = Appearances · M = Minutes played · G = Goals scored · Y = Yellow cards · R = Red cards

FORMATION





MANCHESTER UNITED FC



HEAD COACH

Sir Alex FERGUSON

Born on 31.12.1941 in Glasgow
Nationality: Scottish

Career as a player:
Harmony Row, Drumchapel Amateurs, Queens Park, FC St. Johnstone, Dunfermline FC, Rangers FC, Falkirk FC (player-coach), Ayr United FC (part-time)

Career as a coach/manager:
East Stirling (1974) FC St. Mirren (1974-78) Aberdeen FC (1978-86) Scottish National Team (1986) Manchester United (since November 1986)

Scottish Championship Winner 1980, 1984, 1985
English Championship Winner 1993, 1994, 1996, 1997, 1999, 2000, 2001, 2003
Scottish Cup Winner 1982, 1983, 1984, 1986
Scottish League Cup Winner 1985
English Cup Winner 1990, 1994, 1996, 1999, 2004
English League Cup Winner 1992
UEFA Champions League Winner 1999
UEFA Cup Winners' Cup Winner 1983, 1991
UEFA Super Cup Winner 1983, 1991
European / South American Cup Winner 1999
UEFA Coach of the Year 1999

- High-quality, high-tempo passing game
- Outstanding use of the flanks - wingers and overlapping full-backs
- Incisive, quick combinations through central areas
- van Nistelrooy the lone target and main goal-scoring threat
- Strong mentality - hard-working, winning attitude
- Brilliant support play middle to front - Scholes, Giggs, etc.
- Direct approach work - Giggs dribbling and Scholes passing
- Internal leadership - Roy Keane in particular
- Threat on corners and indirect frees
- Zonal defending - compact unit: 4-4-1-1

- Jeu de passes excellent et rapide
- Remarquable utilisation des flancs (ailiers et latéraux)
- Combinaisons et percées rapides à travers le milieu
- van Nistelrooy, seul attaquant de pointe et principal danger devant les buts adverses
- Force mentale, équipe très travailleuse, esprit combatif
- Brillant soutien des milieux Scholes, Giggs, etc. aux attaques
- Approche directe du camp adverse - dribbles de Giggs et jeu de passes de Scholes
- Roy Keane comme leader
- Danger sur corners et coups francs indirects
- Défense en zone - bloc compact 4-4-1-1

- Temporeiches Passspiel von höchster Qualität
- Ausgezeichnetes Spiel über die Aussenbahnen (Flügelspieler und offensive Aussenverteidiger)
- Effektive, schnelle Kombinationen durch die Mitte
- van Nistelrooy als alleinige Sturmspitze und Hauptgefahr für das gegnerische Tor
- Starke mentale Verfassung - grosser Einsatz, Siegermentalität
- Brillante Unterstützung der Offensive aus dem Mittelfeld - Scholes, Giggs usw.
- Direkter Zug auf das gegnerische Tor - Giggs mit Dribblings, Scholes mit Pässen
- Interne Führungsspieler - insbesondere Roy Keane
- Gefährlich bei Eckbällen und indirekten Freistößen
- Raumverteidigung mit kompaktem Mannschaftsgefüge: 4-4-1-1-System

APPEARANCES

No	Player	Pos	A	M	G	Y	R
2	NEVILLE Gary	Defender	7	630'		1	
3	NEVILLE Philip	Defender	7	604'	1	1	
5	FERDINAND Rio	Defender	6	531'		1	
6	BROWN Wesley	Defender	2	180'			
7	RONALDO Cristiano	Forward	5	292'			
8	BUTT Nicky	Midfield	5	332'	1	1	
9	SAHA Louis Laurent	Forward	2	120'			
10	van NISTELROOY Ruud	Forward	7	596'	4		
11	GIGGS Ryan	Forward	8	677'	1		
12	BELLION David	Forward	4	105'			
13	CARROLL Roy	Goalkeeper	1	90'			
14	HOWARD Tim	Goalkeeper	7	630'			
15	KLÉBERSON José	Midfield	2	113'			
16	KEANE Roy	Midfield	4	356'			1
18	SCHOLES Paul	Midfield	5	438'	1	3	
19	DJEMBA DJEMBA Eric	Midfield	4	91'	1		
20	SOLSKJÆR Ole Gunnar	Forward	2	52'	1		
21	FORLÁN Diego	Forward	4	186'	2		
22	O'SHEA John	Defender	7	502'		1	
24	FLETCHER Darren	Midfield	6	286'			
25	FORTUNE Quinton	Midfield	7	565'	2	2	
26	PUGH Danny	Midfield					
27	SILVESTRE Mikaël	Defender	6	540'	1		
39	TIERNEY Paul Thomas	Defender					

A = Appearances · M = Minutes played · G = Goals scored · Y = Yellow cards · R = Red cards

FORMATION





AC MILAN



HEAD COACH

Carlo ANCELOTTI

Born on 10.06.1959 in Reggiolo
Nationality: Italian

Career as a player:
Parma AC (1976-79) AS Roma (1979-87)
AC Milan (1987-93)
283 games and 22 goals in Serie A
26 internationals and 1 goal for Italy

Career as a coach:
Italian FA / Assistant National Team Coach (1993-95) AC Reggiana (1995-96) Parma AC (1996-98) Juventus (Feb 1999-2001) AC Milan (since 01.07.2001)
UEFA Champions League Winner 2003
Italian Championship Winner 2004
UEFA Super Cup Winner 2003
Italian Cup Winner 2003

- 4 - 3 - 1 - 2 formation with Kaká playing between middle and front
- Fast, accurate one-touch passing from back to front
- Excellent aerial play - Inzaghi and Shevchenko in attack, Nesta and Maldini in defence
- Pirlo the midfield axis - good support, high energy
- Dictate and control the tempo of the game
- Outstanding twin-striker play (plus 1 v 1 s) - Inzaghi and Shevchenko
- Psychological strength - a winning mentality
- Work hard to keep the team shape
- Clever combinations through central areas - Kaká a new star
- Individual and collective pressing in M/F - Gattuso hyper-active

- Système 4 - 3 - 1 - 2 avec Kaká évoluant entre le milieu et l'attaque
- Jeu à une touche de balle, rapide et précis, de la défense vers l'attaque
- Excellent jeu aérien d'Inzaghi et de Shevchenko en attaque, de Nesta et de Maldini en défense
- Grand soutien et énorme énergie du milieu axial Pirlo
- L'équipe dicte et contrôle le rythme du jeu
- Jeu remarquable du duo d'attaquants, Inzaghi et Shevchenko (excellents également à un contre un)
- Force psychologique et mentalité de vainqueur
- Beaucoup de travail pour maintenir l'équipe compacte
- Combinaisons intelligentes à travers le milieu - Kaká, comme nouvelle star
- Pressing individuel et collectif au milieu et en attaque - hyperactivité de Gattuso

- 4-3-1-2-Formation mit Kaká als Schaltstation zwischen Mittelfeld und Angriff
- Schnelles und präzises Direktpassspiel von hinten nach vorne
- Ausgezeichnetes Kopfballspiel - Inzaghi und Shevchenko im Angriff, Nesta und Maldini in der Verteidigung
- Pirlo als Mittelfeldachse - gute Unterstützung, viel Energie
- Diktieren und kontrollieren das Spieltempo
- Ausgezeichnetes Sturmduo, auch bei 1-zu-1-Situationen - Inzaghi und Shevchenko
- Psychologische Stärke - Siegermentalität
- Arbeiten hart, um das Mannschaftsgefüge nicht zu verlieren
- Klevere Kombinationen durch die Mitte - Kaká ein neuer Star
- Individuelles und kollektives Pressing im Mittelfeld und in der gegnerischen Verteidigung - hyperaktiver Gattuso

APPEARANCES

No	Player	Pos	A	M	G	Y	R
1	FIORI Valerio	Goalkeeper					
2	CAFU	Defender	9	807'		2	
3	MALDINI Paolo	Defender	9	754'		1	
4	KALADZE Kakha	Defender	1	90'			
5	REDONDO Fernando	Midfield	1	90'			
7	SHEVCHENKO Andriy	Forward	9	765'	4		
8	GATTUSO Gennaro	Midfield	7	629'	1	2	1
9	INZAGHI Filippo	Forward	8	525'	2	1	
10	RUI COSTA Manuel	Midfield	6	198'			
11	RIVALDO	Forward	1	27'			
12	DIDA	Goalkeeper	9	810'			
13	NESTA Alessandro	Defender	6	486'		2	1
14	SIMIC Dario	Defender	2	139'			
15	TOMASSON Jon Dahl	Forward	6	189'			
18	BORRIELLO Marco	Forward	1	90'			
19	COSTACURTA Alessandro	Defender	8	518'		1	
20	SEEDORF Clarence	Midfield	8	619'			
21	PIRLO Andrea	Midfield	9	778'	1	2	
22	KAKÁ	Midfield	10	780'	4		
23	AMBROSINI Massimo	Midfield	6	231'		1	
24	LAURSEN Martin	Defender	3	193'			
26	PANCARO Giuseppe	Defender	7	553'		1	
27	SERGINHO	Midfield	7	263'			
32	BROCCHI Cristian	Midfield	3	198'		1	
43	MATRI Alessandro	Forward					
45	ABATE Ignazio	Midfield	1	23'			
46	CANINI Davide	Midfield					
47	LEGATI Elia	Defender					
77	ABBIATI Christian	Goalkeeper	1	90'			

A = Appearances · M = Minutes played · G = Goals scored · Y = Yellow cards · R = Red cards

FORMATION





AS MONACO FC



HEAD COACH

Didier DESCHAMPS

Born on 15.10.1968 in Bayonne
Nationality: French

Career as a player:
Aviron Bayonnais (1980-83) FC Nantes Atlantique (1983-89) Olympique de Marseille (1989-90) FC Girondins de Bordeaux (1990-91) Olympique de Marseille (1991-94) Juventus FC (1994-99) Chelsea FC (1999-2000) Valencia CF (2000-01)
263 appearances and 13 goals in the French 1st Division
124 appearances and 4 goals in the Italian Serie A
27 appearances in the English Premier League

8 appearances in the Spanish Premier League
85 UEFA Club Competition matches
103 appearances for France
World Cup Winner 1998
European Championship Winner 2000
UEFA Champions League Winner 1993, 1996
French Championship Winner 1990, 1992
Italian Championship Winner 1995, 1997, 1998
European / South American Cup Winner 1996

Career as a coach:
AS Monaco (since 01.07.2001)
French League Cup Winner 2003

- Classic 4-4-2 formation - good use of the wings
- Particularly effective on the left side: passing and dribbling skills of Rothen and Evra
- High number of crosses into the box
- Excellent ball recovery and M/F screening: Bernardi and Zikos
- Very dangerous from corners and indirect free kicks
- Good movement and reception by front players e.g. Morientes
- Top-class combinations and through passes
- Tall, athletic team - strong defensively
- Dangerous on long-range shooting
- Resilient, highly competitive team

- Système classique en 4-4-2, bonne utilisation des ailes
- Particulièrement efficace sur le côté gauche grâce au jeu de passes et aux dribbles de Rothen et d'Evra
- Nombreux centres dans la surface de réparation
- Excellente récupération du ballon et écran protecteur devant la défense: Bernardi et Zikos
- Equipe très dangereuse sur les corners et les coups francs indirects
- Grande mobilité et bons appels de balle des attaquants (par exemple, Morientes)
- Passes en profondeur et combinaisons de grande classe
- Equipe athlétique et de grande taille - forte défensivement
- Equipe dangereuse sur les tirs de loin
- Equipe tenace et très compétitive


- Klassische 4-4-2-Formation - gutes Spiel über die Seiten
- Besonders effektive linke Seite dank Passspiel und Dribblings von Rothen und Evra
- Viele Hereingaben in den Strafraum
- Ausgezeichnete Balleroberung und Abschirmung der Abwehr: Bernardi und Zikos
- Sehr gefährlich bei Eckbällen und indirekten Freistößen
- Gutes Bewegen und Anbieten der Angreifer (z.B. Morientes)
- Hochklassige Kombinationen und Steilpässe
- Grossgewachsene, athletische Mannschaft - defensiv stark
- Gefährlich mit Weitschüssen
- Hartnäckiges, äusserst einsatzbereites und kampfstarkes Team

APPEARANCES

No	Player	Pos	A	M	G	Y	R
3	EVRA Patrice	Defender	13	1144'		2	
4	IBARRA Hugo	Defender	10	644'	1	1	
6	PLASIL Jaroslav	Forward	10	429'	1	1	
7	BERNARDI Lucas	Midfield	12	1080'		5	
8	GIULY Ludovic	Midfield	10	783'	4		1
9	PRSO Dado	Forward	11	513'	7	1	
10	MORIENTES Fernando	Forward	12	1026'	9		
12	OSHADOGAN Dayo	Defender					
14	CISSÉ Edouard	Midfield	13	842'	2	1	
15	ZIKOS Andreas	Midfield	9	698'		3	2
16	BIANCARELLI André	Goalkeeper					
18	NONDA Shabani	Forward	4	75'	1		
19	SQUILLACI Sébastien	Defender	9	694'	1	1	
20	LESCURE Arnaud	Defender					
21	HISLEN Nicolas	Midfield					
24	ADEBAYOR Emmanuel	Forward	9	282'			
25	ROTHEN Jérôme	Midfield	12	1070'	1	2	
26	CAMARA Souleymane	Forward	1	29'			
27	RODRIGUEZ Julien	Defender	13	1170'		1	
28	RAMOS Marco	Defender					
29	SYLVA Tony Mario	Goalkeeper	1	90'			
30	ROMA Flavio	Goalkeeper	12	1080'		1	
31	GRAX Sébastien	Midfield					
32	GIVET Gaël	Defender	13	1143'		1	
34	JUAN Jimmy	Midfield					
35	EL-FAKIRI Hassan	Midfield	2	11'			
37	CAROLE Sébastien	Forward	1	18'			
39	ABLANCOURT Jim	Defender					

A = Appearances · M = Minutes played · G = Goals scored · Y = Yellow cards · R = Red cards

FORMATION





OLYMPIQUE LYONNAIS



HEAD COACH

Paul LE GUEN

Born on 01.03.1964 in Pencran
Nationality: French

Career as a player:

Brest (1983-89) FC Nantes Atlantique (1989-91) Paris Saint-Germain FC (1991-98)
French Championship Winner 1994
French Cup Winner 1993, 1995, 1998

French League Cup winner 1995, 1998
UEFA Cup Winners' Cup Winner 1996
478 league appearances and 23 goals
55 UEFA Club Competition matches and 5 goals
17 appearances for France

Career as a coach:

Stade Rennes (1998-01)
Olympique Lyonnais (since 01.07.2002)
French Championship Winner 2003, 2004

- Quick exploitation of counter opportunities
- Very athletic team - technically brilliant in possession
- Long balls over the top - very good diagonals
- Centre-backs comfortable on the ball and initiate the build-up
- Fluid M/F - individualists who frequently change position
- Dhorasoo, Juninho and Essien - all capable of producing a surprise
- Dangerous on corners and free kicks - Juninho dead-ball specialist
- Defensive screen in M/F (Diarra) - also in the box defending crosses
- Whole team participates in ball recovery and controlling the tempo
- Defend deep - difficult to get behind them quickly in central areas

- Exploitation rapide des possibilités de contres
- Equipe très athlétique, très brillante techniquement lorsqu'elle est en possession du ballon
- Longs ballons pour franchir le milieu de terrain - très bonnes passes en diagonale
- Bon contrôle du ballon et bonne relance du jeu par les arrières centraux
- Fluidité du milieu de terrain - changements fréquents de positions
- Dhorasoo, Juninho et Essien, tous capables de créer la surprise
- Equipe dangereuse sur corners et sur coups francs - Juninho, spécialiste des balles arrêtées
- Ecran défensif en milieu de terrain (Diarra) - défend également dans la surface de réparation lors de centres de l'équipe adverse
- Toute l'équipe participe à la récupération du ballon et au contrôle du rythme
- Défense jouant très en retrait, difficile à déborder rapidement dans l'axe

- Schnelles Ausnutzen von Kontermöglichkeiten
- Sehr athletisches Team - technisch brillant bei Ballbesitz
- Lange Bälle zur Überbrückung des Mittelfelds - sehr gute Diagonalpässe
- Innenverteidiger verfügen über gute Ballbehandlung und leiten den Spielaufbau selber ein
- Flüssiges Spiel im Mittelfeld - viele Einzelkünstler, die oft die Position wechseln
- Dhorasoo, Juninho und Essien sind alle für Überraschungen gut
- Gefährlich bei Eckbällen und Freistößen - Juninho Spezialist für Standardsituationen
- „Staubsauger“ vor der Abwehr (Diarra) hilft auch im Strafraum bei gegnerischen Hereingaben aus
- Gesamte Mannschaft hilft bei der Ballrückeroberung mit und kontrolliert das Tempo
- Weit zurückgezogene Abwehr - es ist schwierig, sich in der Mitte schnell durchzuspielen

APPEARANCES

No	Player	Pos	A	M	G	Y	R
1	COUPET Grégory	Goalkeeper	9	735'		1	
2	DEFLANDRE Eric	Defender	7	492'			
3	EDMILSON	Defender	10	883'		3	1
4	ESSIEN Mickaël	Midfield	8	613'			
5	ÇAÇAPA	Defender	3	112'			
7	DIARRA Mahamadou	Midfield	10	883'		1	
8	JUNINHO	Midfield	10	799'	5	2	
9	ELBER Giovane	Forward	9	709'	3		
10	CARRIÈRE Eric	Midfield	6	136'			
11	MALOUDA Florent	Midfield	10	706'		2	
12	RÉVEILLÈRE Anthony	Defender	8	589'		2	
14	GOVOU Sidney	Forward	9	668'		1	
15	DELMOTTE Christophe	Defender					
18	LUYINDULA Peguy	Forward	10	666'	2		
20	MÜLLER Patrick	Defender	10	812'		1	
22	SARTRE Romain	Defender	1	65'			
23	BERTHOD Jérémy	Defender	6	365'		1	
24	DHORASOO Vikash	Midfield	8	454'			
25	VERCOUTRE Rémy	Goalkeeper	1	75'			
27	VIALE Julien	Forward					
29	GOMEZ Yohann	Midfield					
30	PUYDEBOIS Nicolas	Goalkeeper	1	90'			
31	BERGOUGNOUX Bryan	Forward	1	31'			
32	CLERC François	Defender					
35	CABALLERO Fabien	Goalkeeper					

A = Appearances · M = Minutes played · G = Goals scored · Y = Yellow cards · R = Red cards

FORMATION





FC PORTO



HEAD COACH

José Mário Santos MOURINHO Félix

Born on 26.01.1963
Nationality: Portuguese

Career as a player:

Career as a coach:
Vitoria Setúbal, Estrela Amadora, Sporting Clube de Portugal, FC Porto, FC Barcelona, SL Benfica, UD Leiria, FC Porto (January 2002-04)
UEFA Champions League Winner 2004
Portuguese Championship Winner 2003, 2004
Portuguese Cup Winner 2003
Portuguese Super Cup Winner 2003
UEFA Cup Winner 2003

- Outstanding short-passing possession play
- Impressive counter-attacking at pace
- Attacking triangle - Deco behind strikers McCarthy, Carlos Alberto, Derlei
- Zonal back-four, ably led by Jorge Costa
- Maniche the inspiration in a three-man mid-field
- Excellent ability to control the tempo of the game
- The experienced Victor Baia a stable influence in goal
- Tactically astute and defensively disciplined
- Eye-catching technical quality and creativity e.g. Deco, Carlos Alberto and Maniche
- Top-class combination play involving 2, 3 or 4 players

- Excellent contrôle du ballon au moyen de passes courtes
- Contre-attaques rapides impressionnantes
- Triangle offensif - Deco derrière les attaquants McCarthy, Carlos Alberto, Derlei
- Défense en zone à quatre, habilement dirigée par Jorge Costa
- Le créateur Maniche dans un milieu à trois
- Equipe très habile pour contrôler le rythme du jeu
- Influence rassurante de l'expérimenté Victor Baia dans ses buts
- Finesse tactique et discipline défensive
- Qualités techniques évidentes et créativité des joueurs, par ex. Deco, Carlos Alberto et Maniche
- Excellentes combinaisons impliquant 2, 3 ou 4 joueurs

- Ausgezeichnetes Ballhalten durch Kurzpassspiel
- Beeindruckendes, schnelles Konterspiel
- Angriffsdreieck: Deco hinter den Stürmern McCarthy, Carlos Alberto oder Derlei
- Viererabwehr mit Raumdeckung, geschickt organisiert von Jorge Costa
- Maniche als Ideengeber in einem Dreier-Mittelfeld
- Fähigkeit, das Spieltempo ausgezeichnet zu kontrollieren
- Der erfahrene Torhüter Vitor Baia ist der ruhende Pol
- Technisch raffiniertes und defensiv diszipliniertes Team
- Beeindruckende technische Beschlagenheit und Kreativität: z.B. Deco, Carlos Alberto, Maniche
- Hochklassige Kombinationen mit 2, 3 oder 4 Spielern

APPEARANCES

No	Player	Pos	A	M	G	Y	R
2	JORGE COSTA	Defender	10	846'		5	
3	PEDRO EMANUEL	Defender	7	376'			
4	RICARDO CARVALHO	Defender	13	1170'	1	2	
5	RICARDO COSTA	Defender	2	120'			
6	COSTINHA	Midfield	12	1022'	3	4	
7	SECRETÁRIO	Defender					
8	NUNO VALENTE	Defender	11	960'		2	
9	JANKAUSKAS Edgaras	Forward	10	299'			
10	DECO	Midfield	12	1057'	2	4	
11	DERLEI	Forward	8	691'	3		
13	NUNO	Goalkeeper					
15	ALENITCHEV Dmitri	Forward	9	577'	3		
16	CÉSAR PEIXOTO	Forward	1	64'			
17	BOSINGWA José	Midfield	8	236'		2	
18	MANICHE	Midfield	12	1068'	3	3	
19	CARLOS ALBERTO	Midfield	7	453'	1	3	
20	MARCO FERREIRA	Forward	3	121'		1	
22	PAULO FERREIRA	Defender	13	1170'			
23	PEDRO MENDES	Midfield	10	605'		1	
25	RICARDO FERNANDES	Midfield	5	82'		1	
28	BRUNO MORAES Santos	Forward	2	9'			
29	PEREIRA ALMEIDA Hugo Miguel	Forward	2	41'			
30	MARIO SILVA	Defender	1	90'			
66	TIAGO	Midfield					
77	BENNI MCCARTHY	Forward	11	643'	4	1	
99	VÍTOR BAÍA	Goalkeeper	13	1170'		2	

A = Appearances · M = Minutes played · G = Goals scored · Y = Yellow cards · R = Red cards

FORMATION





REAL MADRID CF



- Individual brilliance - often the difference
- In M/F, Guti the protector - Beckham the provider
- Raúl, Zidane and Ronaldo - icons of attack
- Fluid, high-speed passing movements
- Emphasis on attack and entertainment - occasional pressing
- Free kick specialists: Beckham, Roberto Carlos, Figo
- Adventurous full-backs: Michel Salgado and Roberto Carlos
- Excellent counter-attacking play
- A flexible structure which suits the players - Zidane free
- Technical excellence - wonderful combination play

HEAD COACH

Carlos QUEIROZ

Born on 01.03.1953 in Nampula (Mozambique)
Nationality: Portuguese

Career as a player:

Career as a coach:

CD Estoril (1983-84) Assistant Coach Portuguese national youth teams (1984-87)

Head Coach Portuguese national youth teams (1987-91) Head Coach Portuguese national team (1991-93) Sporting Clube de Portugal (Dec 1993 - Feb 1996) New York MetroStars (1996) Nagoya Grampus Eight (1996-97) Consultant to US Soccer Federation (1997) Head Coach United Arab Emirates national team (1998-99) Head Coach South African national team (2000-02) Assistant Team Coach Manchester United FC (2002-03) Real Madrid CF (since 01.07.2003)

- Les qualités individuelles font souvent la différence
- Au milieu du terrain, Guti comme milieu récupérateur, Beckham comme fournisseur de bons ballons
- Raúl, Zidane et Ronaldo, un célèbre trio offensif
- Jeu de passes fluide et très rapide
- Accent sur l'attaque et le beau jeu: pressing occasionnel
- Spécialistes des coups francs: Beckham, Roberto Carlos, Figo
- Attaques audacieuses des latéraux Michel Salgado et Roberto Carlos
- Excellentes contre-attaques
- Une structure flexible qui convient aux joueurs - Zidane libre de ses mouvements
- Technique excellente - merveilleuses combinaisons

- Brillante Einzelspieler, die oft den Unterschied ausmachen
- Im Mittelfeld ist Guti der Aufräumer und Beckham der Passgeber
- Raúl, Zidane und Ronaldo - ein illustres Trio von Angriffsspielern
- Flüssiges, schnelles Passspiel
- Schwergewicht auf Angriff und Unterhaltung - gelegentliches Pressing
- Freistossspezialisten: Beckham, Roberto Carlos, Figo
- Aussenverteidiger mit abenteuerlichem Vorwärtsdrang: Michel Salgado und Roberto Carlos
- Ausgezeichnetes Konterspiel
- Flexible Teamstruktur, die den Spielern entgegenkommt - viele Freiheiten für Zidane
- Technisch überragend - herrliches Kombinationspiel

APPEARANCES

No	Player	Pos	A	M	G	Y	R
1	IKER CASILLAS	Goalkeeper	9	810'			
2	MICHEL SALGADO	Defender	10	894'		1	
3	ROBERTO CARLOS	Defender	8	632'	2		
4	Rubén González Rocha	Defender	1	1'			
5	ZIDANE Zinedine	Midfield	10	879'	3	1	
6	IVÁN HELGUERA	Midfield	8	720'	2	2	
7	RAÚL	Forward	9	728'	2	1	
9	RONALDO	Forward	9	729'	4	1	
10	LUIS FIGO	Midfield	10	855'	2	1	
11	PORTILLO Javier	Forward	4	65'			
14	GUTI	Forward	9	578'		1	
15	RAÚL BRAVO	Defender	10	753'		1	
17	MIÑAMBRES Oscar	Defender	1	45'			
19	CAMBIASSO Esteban Matias	Midfield	5	254'			
21	SOLARI Santiago Hernan	Midfield	9	323'	2		
22	PAVÓN Francisco	Defender	6	468'		1	
23	BECKHAM David	Midfield	7	630'	1	3	
25	CÉSAR Sánchez	Goalkeeper	1	90'			
26	BORJA FERNÁNDEZ	Midfield	4	174'		1	
27	NÚÑEZ Antonio	Midfield					
31	JORDI López Felpeto	Midfield	1	2'			
33	MEJÍA Álvaro Pérez	Defender	3	270'			
34	JUANFRAN	Midfield					
35	JURADO MARÍN José Manuel	Forward					

A = Appearances · M = Minutes played · G = Goals scored · Y = Yellow cards · R = Red cards

FORMATION





REAL SOCIEDAD



HEAD COACH

Raynald DENOUEIX

Born on 14.05.1948 in Rouen
Nationality: French

Career as a player:
FC Nantes-Atlantique (1966-79)
FC Gétigné (1979-82)
French Championship Winner 1966, 1973, 1977

Career as a coach:
FC Nantes-Atlantique as Youth Coaching
Co-ordinator 1982-97 and as head coach
(July 1997 - January 2002) Real Sociedad
(since July 2002)
Winner of Best Coach award in 2000/01

- Good circulation of the ball - one and two touch passing
- Effective pressing in M/F
- Hard-working team - aggressive marking
- Alonso the M/F libero - good quality with long passes
- Zonal back four disciplined and well-organised
- Kovacevic the target and Karpin the key support in attack
- Clever setting-up passes
- Skilful build-up on the flanks - especially on the right
- Adept defending against long forward passes - two centre-backs and M/F anchor reliable
- Technically efficient with good variety of long and short passing

- Bonne circulation du ballon à une ou deux touches de balle
- Pressing efficace au milieu du terrain
- Equipe très travailleuse, marquage agressif
- Alonso le libero en milieu de terrain - bonne qualité des longues passes
- Défense en zone à quatre disciplinée et bien organisée
- Kovacevic la cible et Karpin le soutien principal en attaque
- Excellents ballons à suivre
- Construction du jeu habile sur les flancs, en particulier, sur le flanc droit
- Bonne défense contre les longs ballons, l'équipe peut compter sur les deux arrières centraux et le milieu récupérateur
- Efficacité technique avec une bonne variété de jeu long et de jeu court

- Gute Ballzirkulation mit einer oder zwei Ballberührungen
- Wirkungsvolles Pressing im Mittelfeld
- Grosser Einsatz, aggressive Manndeckung
- Alonso als „Libero“ im Mittelfeld - gute Spielqualität mit langen Pässen
- Viererabwehr mit Raumdeckung - diszipliniert und gut organisiert
- Kovacevic als Hauptanspielstation im Angriff und Karpin zur Unterstützung dahinter
- Clevere Pässe, die Mitspieler in Abschlussposition bringen
- Geschickter Aufbau über die Seiten, insbesondere über rechts
- Gutes Abwehrverhalten bei langen Bällen - die beiden Innenverteidiger und der Aufräumer leisten zuverlässige Arbeit
- Technisch effizient mit guter Mischung aus langem und kurzem Passspiel

APPEARANCES

No	Player	Pos	A	M	G	Y	R
1	ALBERTO	Goalkeeper	2	180'			
2	KVARME Björn Tore	Defender	3	270'			
3	ARANZABAL Agustin	Defender	7	630'			
4	XABI ALONSO	Midfield	8	691'	1	2	
6	SCHÜRRER Gabriel	Defender	7	624'	1	3	
7	JAUREGI Igor	Defender	7	541'		1	
8	KARPIN Valery	Midfield	8	711'		1	
9	KOVACEVIC Darko	Forward	7	577'	2	2	1
10	DE PEDRO Javier	Midfield	3	130'	1		
11	ARANBURU Mikel	Midfield	7	294'		1	
12	XABI PRIETO	Midfield					
13	SAIZAR Mikel	Goalkeeper					
14	AITOR	Defender	6	540'		1	
15	NIHAT Kahveci	Forward	8	475'			
17	GABILONDO Igor	Midfield	6	458'	1		
18	ALKIZA Bittor	Midfield	7	562'		1	
19	LEE CHUN SOO	Midfield	6	177'			
20	BARKERO José Javier	Midfield	1	60'			
21	DE PAULA Oscar	Forward	5	161'	1		
22	POTILLON Lionel	Defender	3	270'			
23	BORIS Sergio	Defender	2	6'			
25	WESTERVELD Sander	Goalkeeper	6	540'			

A = Appearances · M = Minutes played · G = Goals scored · Y = Yellow cards · R = Red cards

FORMATION





AC SPARTA PRAHA



- Good variation between short and long passing
- Flat back 4 - space marking - Sivok as M/F anchor
- Quick transition between defence and attack
- Exploit the wing areas - good link-up play by full-backs
- Technically gifted squad of players
- Aggressive pressing immediately the ball is lost
- Counters often launched through tall front-runner Stajner
- Effective changing of positions - good support and mobility
- High level of fighting spirit
- All players contribute to defensive work - defend deep

- Bonne alternance de jeu court et de jeu long
- Défense à quatre à plat - marquage de zone - Sivok comme milieu récupérateur
- Passage rapide de la défense à l'attaque
- Exploitation des ailes - bonnes montées des défenseurs
- Equipe de joueurs doués techniquement
- Pressing agressif dès la perte du ballon
- Les contres passent souvent par Stajner, l'attaquant de grande taille
- Changements de positions efficaces - bon soutien et grande mobilité
- Equipe très combative
- Tous les joueurs participent au travail défensif - la défense joue très en retrait

- Gute Variation zwischen kurzem und langem Passspiel
- Vierer-Abwehrkette - Raumdeckung - Sivok als „Staubsauger“ vor der Abwehr
- Schnelles Umschalten zwischen Verteidigung und Angriff
- Spiel über die Seiten - gutes Aufrücken der Aussenverteidiger
- Technisch beschlagene Spieler
- Nach Ballverlusten sofort aggressives Pressing
- Gegenangriffe werden oft über den grossen Angreifer Stajner lanciert
- Wirkungsvolle Positionswechsel - gute Unterstützung und Beweglichkeit
- Grosser Kampfgeist
- Alle Spieler werden in die Abwehrarbeit einbezogen - Verteidigung steht weit hinten

HEAD COACH

Jiří KOTRBA

Born on 28.2.1958
Nationality: Czech

Career as a player:
Milevsko, FC Bohemians Praha, Tábor, SK České Budejovice

Career as a coach:

SK České Budejovice, Cheb, FK Jablonec 97, FK Viktoria Žižkov, FK Jablonec 97, FC Marila Příbram, SK Sigma Olomouc, Assistant Coach of the National Under-21 Team, AC Sparta Praha (since 01.07.2003)

APPEARANCES

No	Player	Pos	A	M	G	Y	R
1	KOUBA Petr	Goalkeeper					
2	SIVOK Tomáš	Midfield	2	91'		1	
3	LABANT Vladimír	Defender	8	716'			
4	PERGL Pavel	Midfield	7	630'		1	
5	FLACHBART Jan	Defender	2	94'			
7	ZELENKA Lukáš	Midfield	7	589'	1		
8	POBORSKÝ Karel	Midfield	8	720'	2		
9	KINCL Marek	Forward	4	260'	1		
10	MICHALÍK Rastislav	Midfield	8	378'			
11	JEŽEK Patrik	Midfield	3	11'			
12	KRMAŠ Pavel	Midfield	3	174'			
13	GLUŠĚEVIC Vladimír	Forward	2	26'			
14	SIONKO Libor	Midfield	6	454'	1		
15	KOVÁĚ Radoslav	Midfield	8	720'		1	
16	HÜBSCHMAN Tomáš	Defender	8	720'			
17	JOHANA Petr	Defender	7	630'		3	
18	POLEDICA Mirko	Defender	1	3'			
19	PETRÁŠ Martin	Defender	1	45'			
20	NĚMEC Jirí	Midfield	2	180'			
21	JUN Tomáš	Forward	5	160'	1		
22	HOMOLA Jirí	Defender	1	90'			
23	BARANEK Miroslav	Midfield	1	18'			
24	ŠTAJNER Jirí	Forward	2	171'			
26	ZBONĚÁK Martin	Midfield	1	35'			
27	GLUŠĚEVIC Igor	Forward	7	285'			
28	VOLEŠÁK Ladislav	Midfield					
29	BLÁŽEK Jaromír	Goalkeeper	8	720'			
30	ŠPIT Michal	Goalkeeper					

FORMATION





VfB STUTTGART



HEAD COACH

Felix MAGATH

Born on 26.07.1953 in Aschaffenburg
Nationality: German

Career as a player:

Viktoria Aschaffenburg, 1. FC Saarbrücken, Hamburger SV
German Championship Winner 1979, 1982, 1983
UEFA Champion Clubs' Cup Winner 1983
UEFA Cup Winner's Cup Winner 1977
European Championship Winner 1980
306 league matches and 46 goals
43 appearances for the National Team

Career as a coach:

1. FC Saarbrücken (Nov 1989-June 1990)
Bayer 04 Uerdingen (July 1990-Jan 1992)
1. FC Bremerhaven (1992-93) Hamburger SV - Ass. Coach (July 1993-Oct 1995) head-coach (Oct 1995-May 1996) 1. FC Nürnberg (Sep 1997-Jul 1998), SV Werder Bremen (Oct 1998-May 1999), Eintracht Frankfurt (Dec 1999-Jan 2001) VfB Stuttgart (since 22.02.2001-2004)

- Quick combos with 3 or 4 players
- Frequent running with the ball in attacking zone
- Soldo: anchor in M/F and key figure
- Excellent 3rd-man running
- Operate a M/F diamond
- Fast, one-touch play in possession
- Good use of long diagonal passes
- Fernando Meira: brilliant right-foot free kicks
- Not physically strong but good technical players in attack
- Mixture of outswinging and inswinging corners

- Combinaisons rapides avec 3 ou 4 joueurs
- Courses fréquentes avec le ballon dans la zone d'attaque
- Soldo, milieu récupérateur et joueur clé
- Excellent positionnement du troisième homme
- Utilise une formation en losange au milieu du terrain
- En possession du ballon, jeu rapide à une touche de balle
- Bonne utilisation de longues passes en diagonale
- Fernando Meira: brillants coups francs du pied droit
- Bons joueurs techniques en attaque mais pas athlétiques
- Mélange de corners sortants et de corners rentrants

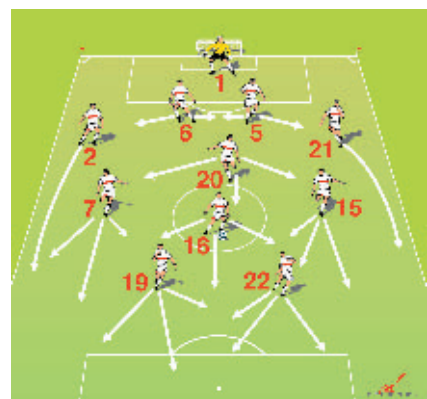
- Schnelle Kombinationen mit 3 oder 4 Spielern
- Viele Vorstöße des ballführenden Mannes in der Angriffszone
- Soldo: Aufräumer im Mittelfeld und Schlüssel-spieler
- Ausgezeichnete Läufe des dritten Mannes
- Diamantformation im Mittelfeld
- Schnelles Direktspiel mit einer Ballberührung
- Gute, lange Diagonalschüsse
- Fernando Meira: herrliche Freistöße mit rechts
- Physisch nicht sehr starke, aber technisch gute Angreifer
- Mischung aus nach innen und nach aussen gedrehten Eckbällen

APPEARANCES

No	Player	Pos	A	M	G	Y	R
1	HILDEBRAND Timo	Goalkeeper	8	720'			
2	HINKEL Andreas	Defender	8	710'	1	1	
3	WENZEL Timo	Defender	3	270'	1		
4	ŽIVKOVIC Boris	Defender	1	90'			
5	BORDON Marcelo José	Defender	5	450'		1	
6	FERNANDO MEIRA	Defender	8	720'		1	
7	MEISSNER Silvio	Midfield	7	248'		1	
8	VRANJES Jurica	Midfield	4	238'			
11	AMANATIDIS Ioannis	Forward	3	97'			
12	GERBER Heiko	Defender	2	100'			
13	TIFFERT Christian	Midfield	8	387'		2	
14	CENTURIÓN Emanuel Adrián	Midfield	2	33'			
15	HLEB Alexander	Midfield	8	638'		1	
16	HELDT Horst	Midfield	7	468'		1	
18	CACAU	Forward	4	154'			
19	SZABICS Imre	Forward	8	535'	2		
20	SOLDO Zvonimir	Midfield	8	720'	1		
21	LAHM Philipp	Defender	7	610'			
22	KURANYI Kevin	Forward	8	720'	3		
23	HEINEN Dirk	Goalkeeper					
35	BRANCO Serge	Midfield	1	2'			
45	GOMEZ Mario	Forward	1	10'			

A = Appearances · M = Minutes played · G = Goals scored · Y = Yellow cards · R = Red cards

FORMATION



THE OTHER SIXTEEN QUALIFIERS

The eight groups offered stark contrasts. In two of them, seven and eight points separated the second and third-placed clubs. In the other six, the margin was never wider than two points. What's more, one of the clubs eliminated by a wide margin (Olympique de Marseille finished their group in third place, seven points behind second-placed FC Porto) went on to reach the UEFA Cup final. It therefore becomes dangerous to label any participants as 'outclassed' and the distance between the knock-out rounds and elimination was often reduced to small details in a specific game or the goal difference in confrontations between direct rivals. It was noticeable that the Italian contingent (which had dominated the previous campaign) was halved during the group phase and, in the light of what was to follow in Portugal, that the Greek clubs were wiped off the board. In terms of job security for the technician, falling in the group phase signified little difference in comparison with the coaches of clubs who progressed further in the competition. Very few of the 32 starters in the 2003/04 UEFA Champions League season opened the 2004/05 campaign at the same club.



PHOTO: ADAM DAVY / EMPICS

Damien Duff, Jimmy-Floyd Hasselbaink and John Terry celebrate the Wayne Bridge goal that spelt elimination for Besiktas JK. The Turkish side had beaten Chelsea FC in London but were defeated in the return played in Germany

Olympique Lyonnais midfielder Juninho bends a free-kick over Celtic FC wall. The Scots were once again let down by away results



PHOTO: MIKE EGERTON / EMPICS

LES SEIZE AUTRES QUALIFIES

Les huit groupes étaient tous très différents. Dans deux de ces groupes, sept et huit points séparaient les clubs classés deuxième et troisième. Dans les six autres, l'écart ne dépassait jamais deux points. De plus, l'un des clubs éliminés avec un écart important (Olympique de Marseille a terminé troisième de son groupe, sept points derrière le deuxième, FC Porto) s'est qualifié pour la finale de la Coupe UEFA. Dès lors, il serait risqué de porter un jugement de valeur sur les différents participants, étant donné que la distance séparant la qualification pour les huitièmes de finale et l'élimination s'est souvent réduite à de menus détails dans un match spécifique ou à la différence de buts lors de confrontations entre des adversaires directs. Le fait que le contingent italien (qui avait dominé la compétition précédente) ait été réduit de moitié après la phase des matches de groupe a beaucoup surpris. L'élimination des clubs grecs a été tout aussi surprenante, au vu de ce que la Grèce allait réaliser ensuite au Portugal. En ce qui concerne la sécurité de l'emploi pour les entraîneurs, il importait

assez peu que l'élimination de l'équipe intervienne durant la phase de matches de groupe ou durant la suite de la compétition. Parmi les 32 entraîneurs qui ont pris part à la saison 2003/04 de l'UEFA Champions League, très peu ont débuté la saison 2004/2005 avec le même club.



PHOTO: BEVILACQUA

Real Sociedad's Turkish striker Nihat shoots for goal during the away game in Athens. Olympiacos and their Greek stable-mates were eliminated in the group phase

DIE SECHZEHN ANDEREN QUALIFIZIERTEN

Die acht Gruppen boten starke Kontraste. In zwei Gruppen betrug die Differenz zwischen der zweit- und der drittplatzierten Mannschaft sieben bzw. acht Punkte. In den anderen sechs Gruppen hingegen waren es nie mehr als zwei Punkte, die den Unterschied zwischen Platz zwei und drei ausmachten. Hinzu kommt die Tatsache, dass ausgerechnet einer der deutlich ausgeschiedenen Klubs - Marseille, das in seiner Gruppe sieben Punkte hinter dem FC Porto den dritten Platz belegte - anschliessend ins Endspiel des UEFA-Pokals einzog. Es wäre daher gefährlich, bestimmte Teilnehmer als unterlegen zu bezeichnen, machten doch nur Details in einer Begegnung oder das Torverhältnis in den Direktbegegnungen den Unterschied aus. Bemerkenswert ist, dass die italienischen Klubs, die in der vergangenen Spielzeit derart dominiert hatten, nach der Gruppenphase nur noch zu zweit dastanden. Genauso erstaunlich war das kollektive Ausscheiden der griechischen Vereine, wenn man bedenkt, was sich wenige Wochen später in Portugal ereignen sollte. Was die Trainerentlassungen betrifft, machte es kaum einen Unterschied aus, ob sie bereits in der Gruppenphase oder später scheiterten - nur wenige der 32 Trainer, die die UEFA Champions League 2003/04 in Angriff nahmen, stehen in der Saison 2004/05 beim selben Klub an der Seitenlinie.



PHOTO: TONY MARSHALL / EMPICS

Czech striker David Rozehnal looks under the weather, but Club Brugge KV produced fine performances to beat AFC Ajax and AC Milan

AEK ATHENS



HEAD COACH

Dusan BAJEVIC

Born on 10.12.1948 in Mostar (Bosnia-Herzegovina)

Nationality: Greek / Bosnian

Career as a player:

Velez Mostar (1963-77) AEK Athens FC (1977-81) Velez Mostar (1981-83)
Greek Championship Winner 1978, 1979
Greek FA Cup winner 1979
40 appearances and 36 goals for Yugoslavia

Career as a coach:

Velez Mostar (1983-87) Yugoslav Olympic Team (1986-88) AEK Athens FC (1988-96)
Olympiacos CFP (1996-2000) FC PAOK Thessaloniki (2001-02) AEK Athens FC (since 01.07.2002)



APPEARANCES

No	Player	Pos	A	M	G	Y	R
1	MIHALIDIS Hrisostomos	Goalkeeper	4	360'			
2	BORBOKIS Vassilios	Defender	4	283'			
3	PETKOV Milen	Defender	1	18'			
5	KOSTENOGLOU Nikolaos	Defender	4	303'		1	
6	ZAGORAKIS Theodoros	Midfield	6	525'			
7	MALADENIS Christos	Midfield	2	114'			
8	KREEK Michel	Midfield	3	184'			
9	OKKAS Yannis	Forward	6	505'		2	
10	TSIARTAS Vassilios	Midfield	6	449'	1	2	
14	RUSEV Ivan	Midfield	2	91'			
16	GEORGEAS Nikolaos	Defender	4	360'			
17	KASAPIS Mihalis	Defender	4	225'		1	
18	MORAS Evaggelos	Defender	4	310'			
19	AMPONSAH Kofi	Defender	3	244'		2	1
20	KONSTANTINIDIS Sotirios	Forward	3	44'			
21	KATSOURANIS Kostas	Midfield	6	540'		1	
22	HIOTIS Dionisios	Goalkeeper	2	180'			
23	LAKIS Vassilios	Midfield	4	225'			
30	IVIC Ilija	Forward	3	70'			
31	GEORGATOS Grigorios	Midfield	1	90'			
32	KAPSIS Mihalis	Defender	4	290'			
33	LYBEROPOULOS Nikolaos	Forward	5	369'		1	
39	TOSKAS Grigorios	Midfield					
88	NALITZIS Dimitrios	Forward	3	135'			

A = Appearances · M = Minutes played · G = Goals scored · Y = Yellow cards · R = Red cards



PHOTO: JEAN-MARIE HERVIO / FLASH PRESS

Theodoros Zagorakis, who went on to play a superb European Championship, complains about a challenge from AS Monaco's No. 8, Ludovic Giuly

Dionisios Hiotis just manages to punch clear when challenged by AS Monaco's Julien Rodriguez



PHOTO: ADAM DAVY / EMPICS



HEAD COACH

Ronald KOEMAN

Born on 21.03.1963 in Zaandam
Nationality: Dutch

Career as a player:

FC Groningen (1980-83) AFC Ajax (1983-86) PSV Eindhoven (1986-89) FC Barcelona (1989-95) Feyenoord (1995-97)
Dutch Championship Winner 1985, 1987, 1988, 1989
Dutch Cup Winner 1986, 1988, 1989, 1990
Spanish Championship Winner 1991, 1992, 1993, 1994
Spanish Cup Winner 1990
Spanish Super Cup Winner 1991, 1992, 1994
European Champion Clubs' Cup Winner 1988, 1992
UEFA Super Cup Winner 1993
78 internationals and 14 goals for the Netherlands

Career as a coach:

National Association (1997-98) FC Barcelona - assistant coach (1998-99) SBV Vitesse (1999-2001) AFC Ajax (since 04.12.2001)
Dutch Championship Winner 2002, 2004
Dutch Cup Winner 2002



APPEARANCES

No	Player	Pos	A	M	G	Y	R
1	LOBONT Bogdan	Goalkeeper	6	540'			
2	TRABELSI Hatem	Defender	3	243'			
3	PASANEN Petri	Defender	3	270'		1	
4	ESCODÉ Julien	Defender	5	429'		1	
6	GALÁSEK Tomáš	Midfield	5	438'		2	
7	SOETAERS Tom	Forward	3	78'		1	
8	PIENAAR Steven	Midfield	3	228'			
9	IBRAHIMOVIC Zlatan	Forward	6	449'	1	2	
10	VAN DER VAART Rafael	Midfield	5	384'	1	3	
11	SIKORA Victor	Forward	2	26'			
12	HEITINGA Johnny	Defender	3	206'		1	
14	VAN DAMME Jelle	Defender	3	110'			
15	MAXWELL	Midfield	6	540'			
16	DE JONG Nigel	Defender	5	328'		2	
17	WAMBERTO	Forward	2	49'			
18	SNEIJDER Wesley	Midfield	5	352'			
19	SONCK Wesley	Forward	5	401'	4		
20	LITMANEN Jari	Midfield	3	91'			
21	STEKELBURG Maarten	Goalkeeper					
22	YAKUBU Abubakari	Midfield	4	256'		1	
23	GRYGERA Zdenek	Defender	2	173'		2	1
26	OBODAI Anthony	Midfield	1	53'			
29	MITEA Nicolae	Forward	4	295'			
31	BOSCHKER Sander	Goalkeeper					

A = Appearances · M = Minutes played · G = Goals scored · Y = Yellow cards · R = Red cards



Bogdan Lobont successfully gathers the ball despite pressure from Club Brugge KV striker Bengt Saeternes



The posture of Wesley Sonck, top scorer for AFC Ajax, illustrates how much power he invested in beating the Club Brugge KV keeper

RSC ANDERLECHT



HEAD COACH

Hugo BROOS

Born on 10.04.1952
Nationality: Belgian

Career as a player:

FC Humbeek (1963-70) RSC Anderlecht (1970-83) Club Brugge KV (1983-88)
Belgian Championship Winner 1972, 1974, 1981, 1988
Belgian Cup Winner 1972, 1973, 1975, 1976, 1986
Belgian Super Cup Winner 1986, 1988
UEFA Cup Winners' Cup Winner 1976, 1978
UEFA Cup Winner 1983
UEFA Super Cup Winner 1976, 1978

Career as a coach:

RWDM (1988-91) Club Brugge KV (1991-97)
Excelsior Mouscron (1997-2000) RSC Anderlecht (since 01.07.2002)
Belgian Championship Winner 1992, 1996, 2004
Belgian Cup Winner 1995, 1996
Belgian Super Cup 1992, 1994, 1996



APPEARANCES

No	Player	Pos	A	M	G	Y	R
1	ZITKA Daniel	Goalkeeper	6	540'		1	
2	ILIC Aleksandar	Defender					
3	DESCHACHT Olivier	Defender	6	540'		1	
4	VANDERHAEGHE Yves	Midfield	1	4'			
5	DE BOECK Glen	Defender	2	115'		2	1
6	ZEWLAKOW Michal	Defender	6	490'		2	
9	ZANE Clayton	Forward					
10	BASEGGIO Walter	Midfield	6	540'		1	
11	KOLAR Martin	Midfield	5	218'			
14	HENDRIKX Marc	Defender	5	255'		2	
15	HASI Besnik	Midfield	6	501'		1	
17	WILHELMSSON Christian	Midfield	5	384'		1	
18	SEOL Ki Hyeon	Forward	2	180'			
19	MORNAR Ivica	Forward	6	473'	1		
21	ZETTERBERG Pär	Midfield	4	270'		1	
22	IACHTCHOUK Oleg	Forward	2	14'			
23	JUNIOR	Midfield					
24	PEERSMAN Tristan	Goalkeeper					
26	ARUNA Dindane	Forward	5	450'	2	1	
27	KOMPANY Vincent	Defender	5	450'			
30	TIHINEN Hannu	Defender	6	451'	1	1	
31	DEMAN Mark	Midfield					
34	TRAOËRÉ Lamine	Defender					
35	MCDONALD Sherjill	Forward					

A = Appearances · M = Minutes played · G = Goals scored · Y = Yellow cards · R = Red cards



Midfielder Besnik Hasi (left) and defender Michal Zewlakow put the squeeze on FC Bayern München's Peruvian striker Claudio Pizarro



RSC Anderlecht's Croatian striker Ivica Mornar withstands challenges from FC Bayern's Bixente Lizarazu (left) and Zé Roberto during the group match in Munich



HEAD COACH

Mircea LUCESCU

Born on 29.07.1945 in Bucharest
Nationality: Romanian

Career as a player:

FC Dinamo Bucuresti (1963-72), Corvinul Hunedoara (1977-82)
6 times National Champion and 3 times FA Cup Winner with FC Dinamo Bucuresti (361 appearances and 78 goals)
74 appearances for Romania

Career as a coach:

Player/Coach Corvinul Hunedoara (1977-81), Coach Corvinul Hunedoara (1981-82) Romanian National Team (1981-86), FC Dinamo Bucuresti (1986-90), Pisa Calcio (1990-91), Brescia Calcio (1991-96), AC Reggiana (1995-97), UFC Rapid Bucuresti (1997-98), Internazionale FC (1998-99), UFC Rapid Bucuresti (1999-2000), Galatasaray SK (2000-02), Besiktas JK (since 01.07.2003)
Romanian Championship Winner two times
Romanian Cup Winner four times
Turkish Championship Winner 2001, 2003
UEFA Super Cup 2001



APPEARANCES

No	Player	Pos	A	M	G	Y	R
1	CORDOBA Oscar	Goalkeeper	6	540'			
2	EMRE Asik	Defender	4	360'		2	
3	TAYFUR Havutçu	Midfield	6	540'		1	
4	YILDIRIM Ahmet	Midfield	3	181'			
5	RONALDO Guiaro	Defender	6	540'	1	1	
6	YASIN SÜLÜN	Midfield	2	103'			
7	AHMET DURSUN	Forward	2	65'			
9	PANCU Daniel Gabriel	Forward	6	540'	2	1	
10	SERGEN YALÇIN	Midfield	6	438'	2	1	
11	SINAN Kaloğlu	Forward	2	45'			
14	ÜMIT AYDIN	Midfield					
17	KAAN DOBRA	Midfield	5	342'			
19	IBRAHİM Üzülmöz	Midfield	6	521'			
20	GIUNTI Federico	Midfield	5	407'		3	
22	RAMAZAN Kursunlu	Goalkeeper					
26	ILHAN MANSIZ	Forward	5	374'		2	1
30	ZAGO Antonio Carlos	Defender	6	540'		1	
41	SERDAR Topraktepe	Midfield					
67	TÜMER Metin	Midfield	4	101'			
71	OKAN KOÇ	Midfield	3	169'			
77	AHMED HASSAN Kamel	Midfield	5	93'			

A = Appearances · M = Minutes played · G = Goals scored · Y = Yellow cards · R = Red cards



Brazilian defender Ronaldo Guiaro shields the ball from Chelsea FC's Celestine Babayaro during the 'home' match played in Gelsenkirchen, Germany



Besiktas JK's No. 10, Sergen Yalçın, wheels away after scoring the first goal during the Turkish side's impressive 2-0 win against Chelsea FC in London on Matchday 2



HEAD COACH

Martin O'NEILL

Born on 01.03.1952
Nationality: Northern Irish

Career as a player:

Nottingham Forest (1971-81) Norwich City (Feb 1981-June 81) Manchester City FC (June 1981-Feb 82) Norwich City (Feb 1982-Aug 83) Notts County (Aug 1983-May 85)

Career as a coach:

Wycombe (1990-95) Norwich City (June 1995-Nov 95) Leicester City FC (1995-2000) Celtic FC (since 01.06.2000)
Scottish Championship Winner 2001, 2002, 2004
Scottish FA Cup Winner 2001, 2004
Scottish League Cup Winner 2001



APPEARANCES

No	Player	Pos	A	M	G	Y	R
2	GRAY Michael	Defender	2	82'			
3	SYLLA Momo	Midfield	3	29'			
4	McNAMARA Jackie	Midfield	5	405'			
5	VALGAEREN Joos	Defender	1	45'			
6	BALDE Dianbobo	Defender	6	540'		1	
7	LARSSON Henrik	Forward	6	540'	1	1	
8	THOMPSON Alan	Midfield	4	360'	1	2	
9	SUTTON Chris	Forward	6	529'	3	2	
10	HARTSON John	Forward	6	452'	1	2	
14	LAMBERT Paul	Midfield					
15	PETTA Bobby	Midfield					
17	AGATHE Didier	Forward	5	422'			
18	LENNON Neil	Midfield	6	529'		1	
19	PETROV Stilian	Midfield	6	540'		1	
20	DOUGLAS Robert	Goalkeeper					
21	HEDMAN Magnus	Goalkeeper	6	540'			
23	VARGA Stanislav	Defender	6	540'		1	
29	MALONEY Shaun	Forward	1	7'			
33	WALLACE Ross	Forward	1	23'			
35	MJÄLLBY Johan	Midfield	1	90'			
40	CRAINEY Stephen	Defender					
41	KENNEDY John	Defender	1	11'			
43	MILLER Liam	Midfield	6	256'	2		

A = Appearances · M = Minutes played · G = Goals scored · Y = Yellow cards · R = Red cards



PHOTO: MIKE EGERTON / EMPICS

Henrik Larsson celebrates his only goal of the competition during the match against RSC Anderlecht at Celtic Park

Chris Sutton, top scorer with three goals, heads Celtic FC's third during the home victory against RSC Anderlecht



PHOTO: MIKE EGERTON / EMPICS

CLUB BRUGGE KV



HEAD COACH

Trond SOLLIED

Born on 29.04.1959 in Tromsø
Nationality: Norwegian

Career as a player:

Mo Idrettslag (1976-81) Vålerenga Fotball (1981-84) Rosenborg BK (1984-91) FK Bodø/Glimt (player/coach - 1991-94)
15 appearances and 1 goal for Norway
Norwegian Championship Winner five times
Norwegian Cup Winner three times

Career as a coach:

FK Bodø/Glimt (1994-96) Rosenborg BK (1996-98) AA Gent (1998-2000) Club Brugge KV (since 01.07.2000)
Norwegian Championship Winner two times
Belgian Championship Winner 2003
Belgian Cup Winner 2002, 2004



APPEARANCES

No	Player	Pos	A	M	G	Y	R
1	VERLINDEN Dany	Goalkeeper	4	360'		1	
2	DE COCK Olivier	Defender	6	540'		1	
3	SIMONS Timmy	Midfield	6	540'			
4	ROZEHNAL David	Defender	5	438'		1	
5	VAN DER HEYDEN Peter	Defender	5	450'		1	
6	CLEMENT Philippe	Defender	6	526'			
7	VERHEYEN Gert	Forward	6	462'		2	
8	ENGLEBERT Gaëtan	Midfield	4	302'		2	
9	SAETERNES Bengt	Forward	6	240'	1	1	
10	CEH Nastja	Midfield	6	428'			
11	MARTENS Sandy	Forward	4	345'		2	1
13	BUTINA Tomislav	Goalkeeper	2	180'			
16	SEREBRENNIKOV Sergiy	Forward					
17	GVOZDENOVIC Ivan	Midfield	5	360'			
18	MENDOZA Andrés	Forward	3	214'	1		1
19	LANGE Rune	Forward	3	79'	2		
20	STOICA Alin	Midfield	3	61'			
24	SMOLDERS Tim	Forward	1	12'			
25	CORNELIS Hans	Defender	2	92'			
26	MAERTENS Birger	Defender	3	248'			
28	SIMIC Josip	Forward	1	12'			
31	ROELANDTS Kevin	Midfield	1	6'			

A = Appearances · M = Minutes played · G = Goals scored · Y = Yellow cards · R = Red cards



Gert Verheyen and AFC Ajax's Tomáš Galásek keep an eye on the ball



Down but not out. From the turf, Bengt Saeternes slides home the goal that gave Club Brugge KV a home win against AFC Ajax and a place in the UEFA Cup

FC DYNAMO KYIV



HEAD COACH

Oleksiy MYKHAYLYCHENKO

Born on 30.03. 1963 in Klev
Nationality: Ukrainian

Career as a player:

FC Dynamo Kyiv (1983-90) UC Sampdoria (1990-92) Rangers FC (1992-96)
USSR Championship Winner 1985, 1986, 1990
USSR Cup Winner 1987, 1990
UEFA Cup Winners' Cup Winner: 1986
Olympic Gold Medal 1988
Italian Championship Winner 1991
Scottish Championship Winner 1992, 1993, 1994, 1995, 1996

Career as a coach:

FC Dynamo Kyiv as Assistant Coach (1997-2002) Head Coach FC Dynamo Kyiv (since May 2002)
Ukrainian Championship Winner 2003, 2004
Ukrainian Cup Winner 2003



APPEARANCES

No	Player	Pos	A	M	G	Y	R
1	SHOVKOVSKIY Oleksander	Goalkeeper	6	540'			
2	KHATSKEVICH Aliaksandr	Midfield	4	113'			
3	FEDOROV Sergiy	Defender	4	360'	1		
4	GOLOVKO Olexander	Defender					
5	ALESSANDRO	Defender					
6	DMYTRULIN Yuriy	Defender	5	312'		1	
7	MELASHCHENKO Oleksandr	Forward	1	5'			
8	BELKEVICH Valentin	Forward	6	540'	2		
9	EL KADDOURI Badr	Midfield					
10	CERNAT Florin	Midfield	2	25'			
11	PEEV Georgi	Midfield	6	468'			
15	DIOGO RINCON	Forward	6	356'	3	1	
16	SHATSKIKH Maksim	Forward	6	515'	2		
17	GHIOANE Tiberiu	Midfield	6	465'			
18	NANNI Roberto Antonio	Forward	1	20'			
20	HUSYEV Oleh	Midfield	5	291'			
21	REVA Vitaliy	Goalkeeper					
22	ONYSHCHENKO Denys	Midfield	2	86'			
25	MILEVSKYY Artem	Forward	1	7'			
26	NESMACHNYI Andriy	Defender	6	540'			
32	GAVRANCIC Goran	Defender	5	450'			
35	SABLIC Goran	Defender	5	397'		2	
36	LEKO Jerko	Midfield	5	450'		3	
37	YUSSUF Atanda Ayila	Defender					

A = Appearances · M = Minutes played · G = Goals scored · Y = Yellow cards · R = Red cards



FC Dynamo's Maksim Shatskikh outjumps Andy van der Meyde during the match against FC Internazionale in Milan

PHOTO: NIGEL FRENCH / EMPICS



Goalkeeper Oleksander Shovkovskiy gathers the ball safely despite pressure from Robert Pirès during the game against Arsenal FC at Highbury

HEAD COACH

Fatih TERIM

Born on 14.09.1953 in Adana
Nationality: Turkish

Career as a player:

Adanamirspor (1970-76), Galatasaray SK (1976-88)
473 matches and 9 goals in the Turkish 1st Division
71 appearances and 2 goals for Turkey

Career as a coach:

MKE Ankaragücü (1988-89) Göztepe Izmir (1989-90) Turkish National Team (assistant coach: 1990-93; head coach: 1993-96) Galatasaray SK (1996-2000) AC Fiorentina (July 2000-Dec 2000) Milan AC (July 2001-Nov 2001) Galatasaray SK (since 01.07.2002)
UEFA Cup Winner 2000
UEFA Super Cup Winner 2000



APPEARANCES

No	Player	Pos	A	M	G	Y	R
1	MONDRAGON Aly Faryd Camilo	Goalkeeper	6	540'		1	
3	BÜLENT Korkmaz	Defender	6	457'		1	
4	ORHAN AK	Defender	2	180'			
5	DE BOER Frank	Defender	6	528'			
6	ARIF Erdem	Forward	4	156'			
7	BERKANT Göktaş	Forward	2	180'		1	
8	BATISTA João	Midfield	3	231'			
9	ÜMIT KARAN	Forward	1	5'			
10	HAKAN SÜKÜR	Forward	6	539'	5	1	
11	HASAN SAS	Forward	5	347'		2	1
12	AYKUT Ercetin	Goalkeeper					
14	BALIC Elvir	Forward	2	58'			
17	FABIO PINTO	Forward	1	79'			
18	AYHAN Akman	Midfield	3	267'		2	1
19	CIHAN Haspolatlı	Midfield	6	253'	1	1	
20	VOLKAN Arslan	Midfield					
21	LUKUNKU Mabula	Forward	1	25'			
22	ABDULLAH Ercan	Midfield					
23	SUAT Usta	Defender	1	1'			
24	PETRE Ovidiu	Midfield	4	285'		1	
29	PRATES Cesar Luis	Defender	5	321'		1	
30	TAMAS Gabriel	Defender	4	232'		1	
55	SABRI Sarioglu	Midfield	6	459'		1	
57	HAKAN ÜNSAL	Defender	4	270'		1	
67	ERGÜN Penbe	Midfield	6	515'			

A = Appearances · M = Minutes played · G = Goals scored · Y = Yellow cards · R = Red cards



Ergün Penbe is prevented by Juventus midfielder Igor Tudor from making contact with a high ball

Referee Valentin Ivanov signals the foul as Juventus defender Ciro Ferrara brings down Hakan Sükür, scorer of all but one of Galatasaray SK's goals



FC INTERNAZIONALE



HEAD COACH

Héctor Raúl CÚPER

Born on 16.11.1955 in Chabas, Santa Fe
Nationality: Argentinian

Career as a player:

Ferro Carril Oeste (Argentina), Huracán (Argentina)

Career as a coach:

Huracán (1992-95), Club Atlético Lanús (1995-97), Real Mallorca (1997-99), Valencia CF (1999-2001) Internazionale FC (from 01.07.2001-2003)
Copa Conmebol Winner 1996
UEFA Coach of the Year 2000

He was replaced by Alberto Zaccheroni after Matchday 2.



APPEARANCES

No	Player	Pos	A	M	G	Y	R
1	TOLDO Francesco	Goalkeeper	6	540'			
2	CORDOBA Iván	Defender	5	450'			
3	KALLON Mohamed	Midfield	2	20'			
4	ZANETTI Javier	Defender	6	540'			
5	EMRE Belözoglu	Midfield	4	272'		1	
6	ZANETTI Cristiano	Midfield	5	427'		1	
7	VAN DER MEYDE Andy	Forward	4	245'	1		
8	LAMOUCHI Sabri	Midfield	4	113'			
9	CRUZ Julio Ricardo	Forward	6	338'	1		
11	LUCIANO	Midfield					
12	FONTANA Alberto	Goalkeeper					
13	HELVEG Thomas	Defender	3	141'			
15	ADANI Daniele	Defender	3	270'	2		
17	CANNAVARO Fabio	Defender	6	508'		1	
18	GONZALEZ Kily	Midfield	3	269'		1	
19	KARAGOUNIS Georgios	Midfield	1	1'			
20	RECOBA Alvaro	Forward	3	168'	1	1	
22	OKAN Buruk	Midfield					
23	MATERAZZI Marco	Defender	4	330'		1	
24	GAMARRA Carlos	Defender					
25	ALMEYDA Matías	Midfield	4	304'			
26	PASQUALE Giovanni	Defender	2	122'		1	
30	MARTINS	Forward	5	310'	1		
31	BRECHET Jérémie	Defender	2	161'		1	
32	VIERI Christian	Forward	5	392'	2	1	
77	COCO Francesco	Defender	1	19'			

A = Appearances · M = Minutes played · G = Goals scored · Y = Yellow cards · R = Red cards



Emre Belözoglu is brought down by FC Dynamo Kyiv striker Diogo Rincon

PHOTO: NIGEL FRENCH / EMPICS



Alvaro Recoba looks dejected as FC Internazionale concede a home draw to FC Lokomotiv

PHOTO: FABIO BOZZANI



HEAD COACH

Roberto MANCINI

Born on 27.11.1964 in Jesi
Nationality: Italian

Career as a player:

Bologna FC (1980-82) UC Sampdoria (1982-97) S.S. Lazio (1997-2000) Leicester City (2001)
Italian Championship Winner 1991, 2000
Italian Cup Winner 6 times 1985, 1988, 1989, 1994, 1998, 2000
Italian Super Cup Winner 1991, 1998
UEFA Cup Winners' Cup 1990, 1999
UEFA Super Cup Winner 1999
36 appearances and 4 goals for Italy
545 appearances and 162 goals in Serie A

Career as a coach:

S.S. Lazio - Assistant Coach (2000) AC Fiorentina (2001-02) S.S. Lazio (since 2002)

Italian Cup Winner 2004



APPEARANCES

No	Player	Pos	A	M	G	Y	R
1	PERUZZI Angelo	Goalkeeper	5	450'			
4	ALBERTINI Demetrio	Midfield	6	475'			
5	ZAURI Luciano	Defender	3	202'			
6	DABO Ousmane	Midfield	1	9'			
7	CLAUDIO LÓPEZ	Forward	2	89'			
9	CORRADI Bernardo	Forward	6	532'		2	
10	STANKOVIC Dejan	Midfield	6	533'		1	
11	MIHAJLOVIC Sinisa	Defender	3	231'		3	1
14	IORE Stefano	Midfield	6	388'	1	1	
15	CASAZZA Fabrizio	Goalkeeper					
16	GIANNICHELLA Giuliano	Midfield	2	76'		1	
17	GOTTARDI Guerino	Midfield	1	52'			
18	MUZZI Roberto	Forward	6	211'	1	1	
19	FAVALLI Giuseppe	Defender	6	500'			
20	LIVERANI Fabio	Midfield	5	188'		1	
21	INZAGHI Simone	Forward	5	326'	3	1	
22	ODDO Massimo	Defender	4	360'		2	
23	NEGRO Paolo	Defender	3	213'			
24	FERNANDO COUTO	Defender	3	270'			
31	STAM Jaap	Defender	5	450'	1		
33	SERENI Matteo	Goalkeeper	1	90'			
53	SERGIO CONCEIÇÃO	Midfield	5	256'			

A = Appearances · M = Minutes played · G = Goals scored · Y = Yellow cards · R = Red cards



Sinisa Mihajlovic successfully intercepts a pass aimed at Chelsea FC's Romanian striker Adrian Mutu



S.S. Lazio's No. 21, Simone Inzaghi, is fouled by Italian goalkeeper Carlo Cudicini during the home defeat by Chelsea FC

OLYMPIACOS CFP



HEAD COACH

Oleg PROTASOV

Born on 04.02.1964
Nationality: Ukrainian

Career as a player:

FC Dnipro Dnipropetrovsk (1982-86) FC Dinamo Kyiv (1986-90) Olympiacos CFP (1990-94) Gamba Osaka (1994-96) Veria (1996-98) Proodeftiki FC (1998-99)
USSR Championship Winner 1983 and 1989
Greek Cup Winner 1992

Career as a coach:

Veria (1999-2000) Olympiacos CFP - Member of technical staff (2002-03) / Head Coach (since 01.07.2003)



APPEARANCES

No	Player	Pos	A	M	G	Y	R
1	KAFES Pantelis	Midfield	5	242'			
3	VENETIDIS Stylianos	Defender	6	535'		2	
4	NINIADIS Andreas	Midfield	3	50'		1	
5	KAREMBEU Christian	Midfield	6	540'			
6	STOLTIDIS Ieroklis	Midfield	5	421'	2	2	
7	CASTILLO Nery Alberto	Midfield	5	394'	2	2	
8	GEORGIADIS Georgios	Midfield	6	330'			
9	CHOUTOS Lambros	Forward	1	27'			
10	GIOVANNI	Forward	6	474'	1	1	
11	DJORDJEVIC Predrag	Midfield	5	449'		3	1
14	MAVROGENIDIS Dimitrios	Defender	6	458'	1		
16	BUCEK Juraj	Goalkeeper	1	90'			
18	ANTZAS Paraskevas	Defender	4	315'			
19	KOSTOULAS Athanasios	Defender	4	271'			
20	GONIAS Panagiotis	Midfield	3	63'		1	
22	KATERGIANNAKIS Theofanis	Goalkeeper	4	360'			
23	TATSIS Alexandros	Forward	3	27'			
25	VALLAS Spyridon	Defender					
30	PANTOS Anastasios	Midfield	5	376'		1	
31	ELEFTHEROPOULOS Dimitrios	Goalkeeper	1	90'			
32	ANATOLAKIS Georgios	Defender	5	427'		2	
44	KOLOUCHERIS Efthimios	Defender					

A = Appearances · M = Minutes played · G = Goals scored · Y = Yellow cards · R = Red cards



Christian Karembeu played all 540 minutes as either libero or midfielder

PHOTO: JEAN-MARIE HERVIO / FLASH PRESS



Striker Lambros Choutos skips past Real Sociedad defender Igor Jauregi, but Olympiacos were defeated 1-0 in San Sebastián

OLYMPIQUE DE MARSEILLE



HEAD COACH

Alain PERRIN

Born on 07.10.1956 in Lure
Nationality: French

Career as a player:

Haguenau (1966-70) Tomblaine (1970-71)
AS Nancy-Lorraine (1971-75) Varangeville
(1976-81) Pont à Mousson (1981-83) AS
Nancy-Lorraine (1983-87)

Career as a coach:

AS Nancy-Lorraine - Juniors (1987-88) /
Training Centre (1987-93) ES Troyes Aube
Champagne (1993-2002) Olympique de Mar-
seille (since 01.06.2001)

He was replaced by José Anigo after Match-
day 6.



APPEARANCES

No	Player	Pos	A	M	G	Y	R
1	RUNJE Vedran	Goalkeeper	5	450'		1	
4	VAN BUYTEN Daniel	Defender	6	540'	1		
5	CHRISTANVAL Philippe	Defender	3	195'			
6	HEMDANI Brahim	Midfield	6	439'			
7	N'DIAYE Sylvain	Midfield	2	115'			
8	PEREZ Sébastien	Defender	3	205'			
9	MIDO	Forward	6	443'	2	2	
10	FERNANDAO	Forward	2	39'			
11	DROGBA Didier	Forward	6	515'	5	1	
12	MEITE Abdoulaye	Defender	6	540'		1	
14	VACHOUSEK Stepan	Midfield	6	382'		2	
15	JOHANSEN Pascal	Midfield	3	155'			
16	CARRASSO Cédric	Goalkeeper					
18	MERIEM Camel	Midfield	5	432'			
20	MARLET Steve	Forward	4	266'	1	1	
21	ECKER Johnny	Defender	6	540'			
22	SYTCHEV Dmitri	Forward	4	69'			
23	BEYE HaNo	Defender	2	165'			
25	LAURENTI Fabien	Defender					
29	CELESTINI Fabio	Midfield	4	360'			
30	GAVANON Jérémy	Goalkeeper	1	90'			

A = Appearances · M = Minutes played · G = Goals scored · Y = Yellow cards · R = Red cards



PHOTO: JEAN-MARIE HERVIO / FLASH PRESS

Top scorer Didier Drogba is hauled off the ball
by Real Madrid CF defender Raúl Bravo during
the 4-2 defeat in Madrid



PHOTO: ADAM DAVY / EMPICS

Steve Marlet slides the ball away from FK
Partizan's Milan Stojanoski during the win at
the Stade Vélodrome



HEAD COACH

Itzhak SHUM

Born on 01.09.1948
Nationality: Israeli

Career as a player:
Hapoel Kfar-Saba (1965-83)
78 appearances and 9 goals for Israel

Career as a coach:
Hapoel Kfar-Saba (1983-85) Hapoel Haifa (1986-87) Beitar Tel Aviv (1988-92) Olympic Team of Israel (1992-2000) Maccabi Haifa (2002-03) Panathinaikos FC (since 01.07.2003)

Greek Championship Winner 2004
Greek Cup Winner 2004



APPEARANCES

No	Player	Pos	A	M	G	Y	R
1	NIKOPOLIDIS Antonis	Goalkeeper	5	405'			
2	HENRIKSEN René	Defender	5	450'			
3	MORRIS Nasief	Defender	3	270'			
4	MARIC Silvio	Midfield	5	438'		1	
5	SEITARIDIS Giorgos	Defender	6	540'			
6	MÜNCH Markus	Midfield	3	248'		2	
7	VLAOVIC Goran	Forward	3	91'		1	
8	GOUMAS Ioannis	Defender	5	326'		3	1
9	WARZYCHA Krzysztof	Forward					
10	EPALLE Joël	Forward	4	213'		1	
11	PAPADOPOULOS Dimitrios	Forward	5	305'			
12	CHALKIAS Konstantinos	Goalkeeper	2	135'			
14	ZUTAUTAS Raimondas	Midfield	6	540'	1		
16	KIRGIAKOS Sotirios	Defender	2	135'			
18	SANMARTEAN Lucian	Midfield	4	199'		1	
19	KONSTANTINOU Michalis	Forward	6	479'	2	1	
20	BASINAS Angelos	Midfield	4	360'	1		
21	GITAS Xenofontas	Midfield					
22	SAPANIS Miltiadis	Midfield	2	86'			
23	OLISADEBE Emmanuel	Forward	1	29'			
27	KONSTANTINIDIS Pantelis	Midfield	3	46'	1		
30	FYSSAS Panagiotis	Defender	4	360'		1	
33	KOTSOLIS Stefanos	Goalkeeper					
35	MICHAELSEN Jan	Midfield	3	251'		1	

A = Appearances · M = Minutes played · G = Goals scored · Y = Yellow cards · R = Red cards



International midfielder Angelos Basinas tackles Manchester United's Quinton Fortune during the group match in Athens

Antonis Nikopolidis went on to produce impressive performances in Greece's European Championship triumph



FK PARTIZAN



HEAD COACH

Lothar MATTHÄUS

Born on 12.03.1961 in Erlangen
Nationality: German

Career as a player:

1. FC Herzogenaurach (1970-79) VfL Borussia Mönchengladbach (1979-84), FC Bayern München (1984-88), Internazionale FC (1988-92), FC Bayern München (1992-2000) New York MetroStars (2000)
World Cup Winner 1990
European Championship Winner 1980
UEFA Cup Winner 1991, 1996
German Championship Winner 1985, 1986, 1987, 1994, 1997, 1999, 2000
German Cup Winner 1986, 1998, 2000
German League Cup Winner 1997, 1998, 1999
Italian Championship Winner 1989
Italian Super Cup 1989
UEFA Cup Winner 1991, 1996
FIFA World Player of the Year 1990, 1991
European Player of the Year 1990
German Player of the Year 1990, 1999
150 appearances and 23 goals for the National Team

Career as a coach:

SK Rapid Wien (2002-03) FK Partizan (since February 2003-2004)
Serbia and Montenegro Championship Winner 2003



APPEARANCES

No	Player	Pos	A	M	G	Y	R
1	RADAKOVIC Radovan	Goalkeeper	2	180'			
2	ÆIRKOVIC Milivoje	Defender	4	258'			
4	DULJAJ Igor	Midfield	6	540'			
5	OGNJANOVIC Dejan	Defender	2	180'			
6	RADONĀIC Dženan	Forward	1	3'			
7	STOJANOSKI Milan	Defender	5	302'			
9	DELIBAŠIĆ Andrija	Forward	5	360'	3	3	1
10	DRULOVIC Ljubinko	Forward	6	207'			
11	ĀAKAR Damir	Midfield	3	37'			
14	DJORDJEVIC Nenad	Defender	5	449'		1	
15	MALBAŠA Nikola	Defender	5	378'			
16	WEST Taribo	Defender	3	270'			
17	ILIEV Ivica	Forward	6	520'			
18	IVIC Vladimir	Midfield	2	180'			
20	MILOVIC Milovan	Defender					
21	ZAVIŠIĆ Bojan	Defender					
22	ILIC Saša	Midfield	6	494'			
23	BRNOVIC Bojan	Forward	3	18'			
24	SAVIC Branko	Defender	6	409'			
25	BAJIC Branimir	Defender	1	90'			
26	RZASA Tomasz	Defender	4	272'		1	
27	PANTIC Djordje	Goalkeeper	4	360'			
28	NADJ Albert	Midfield	4	335'		1	
32	RADOVIC Miroslav	Midfield	1	53'			

A = Appearances · M = Minutes played · G = Goals scored · Y = Yellow cards · R = Red cards



Andrija Delibasic, scorer of FK Partizan's three goals, is held off the ball by Olympique de Marseille left-back Johnny Ecker



Ivica Iliev flicks the ball over a tackle from Olympique de Marseille defender Fabio Celestini

PSV EINDHOVEN



HEAD COACH

Guus HIDDINK

Born on 08.11.1946 in Varsseveld
Nationality: Dutch

Career as a player:

Varsseveld, De Graafschap (1967-70) PSV Eindhoven (1970-Dec 1971) De Graafschap (1972-77) NEC Nijmegen (1977-78) Washington Diplomats (1978) NEC Nijmegen (1978-1980) San José Earthquakes (1980)

Career as a coach:

PSV Eindhoven - assistant coach (1983-87)
PSV Eindhoven - head coach (1987-90)
Fenerbahçe SK (1990-91) Valencia CF (1991-94) Dutch National Team (1995-98)
Real Madrid CF (1998-99) Real Betis Balo-mpié (Feb 2000-May 2000) South Korean National Team (01.01.2001-2002) PSV Eindhoven (since 01.07.2002)
Dutch Championship Winner 1987, 1988, 1989, 2003
European Champion Clubs' Cup Winner 1988
European / South American Cup Winner 1998



APPEARANCES

No	Player	Pos	A	M	G	Y	R
1	VAN DIJK Rob	Goalkeeper					
2	OUIJER André	Defender	5	450'		1	
3	LEE Young-Pyo	Defender	6	527'			
4	FABER Ernest	Defender	1	90'			
5	BOUMA Wilfred	Defender	6	540'	2		
6	VAN BOMMEL Mark	Midfield	2	180'			
7	PARK Ji-Sung	Midfield	5	405'		1	
8	VENNEGOOR OF HESSELINK Jan	Forward	4	174'	1		
9	KEZMAN Mateja	Forward	6	540'		1	
10	LEANDRO	Midfield					
11	ROBBEN Arjen	Forward	6	479'	2	2	
13	VAN DER SCHAAF Remco	Midfield	2	98'		1	
14	VOGEL Johann	Midfield	4	348'		1	
15	VONLANTHEN Johann	Forward	1	63'			
16	LUCIUS Theo	Defender	3	228'	1	2	1
19	ROMMEDAHL Dennis	Forward	4	315'			
20	COLIN Jurgen	Defender	4	227'			
22	HOOGSTRATE Jordi	Midfield					
23	WATERREUS Ronald	Goalkeeper	6	540'			
25	DE JONG John	Midfield	5	291'	2		
29	HOFLAND Kevin	Defender	3	242'		3	
30	BØGELUND Kasper	Defender	2	161'		1	
32	EDSON	Forward					
38	GUIJO VELASCO Daniel	Midfield					

A = Appearances · M = Minutes played · G = Goals scored · Y = Yellow cards · R = Red cards



PSV midfielder Ji-Sung Park takes on opponents during the opening-day home defeat by AS Monaco



Striker Jan Vennegoor of Hesselink prepares to pounce as AS Monaco's Patrice Evra faces trouble from a cross

RANGERS FC



HEAD COACH

Alex McLEISH

Born on 21.01.1959
Nationality: Scottish

Career as a player:
Aberdeen FC (1976-94)
European Cup Winners' Cup 1983
UEFA Super Cup Winner 1983
Scottish Championship Winner
Scottish League Cup Winner
Player of the Year 1990
77 appearances for Scotland


Career as a coach/manager:
Motherwell FC - as Player/Manager (1994-98)
Hibernian FC (1998-2001)
Rangers FC (since December 2001)
Scottish Championship Winner 2003
Scottish Cup Winner 2002, 2003
Scottish League Cup Winner 2002, 2003



APPEARANCES

No	Player	Pos	A	M	G	Y	R
1	KLOS Stefan	Goalkeeper	6	540'			
2	RICKSEN Fernando	Defender	4	303'		1	
3	MOORE Craig	Defender	3	247'			
4	EMERSON	Midfield	2	155'	1	1	
7	ARVELADZE Shota	Forward	5	444'			
8	NERLINGER Christian	Midfield	3	120'	1	1	
9	ØSTENSTAD Egil Johan	Forward	2	42'			
10	MOLS Michael	Forward	6	452'	1	1	
12	MALCOLM Robert	Defender					
15	KHIZANISHVILI Zurab	Defender	6	510'			
16	VANOLI Paolo	Defender	6	286'			
18	BALL Michael	Defender	6	540'		1	
20	CAPUCHO	Forward	5	329'			
21	ROSS Maurice	Defender	5	237'			
22	McGREGOR Allan	Goalkeeper				1	
23	ARTETA Mikel	Midfield	4	360'		1	
25	BERG Henning	Defender	6	540'			
26	LØVENKRANDS Peter	Forward	6	470'	1	1	
27	HUGHES Stephen	Midfield	3	270'		1	
30	BURKE Chris	Midfield	3	88'			
33	GIBSON Billy	Midfield					
34	DOWIE Andrew John	Defender					
38	DUFFY Darryl	Forward	1	7'			
42	SMITH Steven	Defender					

A = Appearances · M = Minutes played · G = Goals scored · Y = Yellow cards · R = Red cards



Rangers goalkeeper Stefan Klos goes down under a yellow-card challenge by Manchester United midfielder Paul Scholes



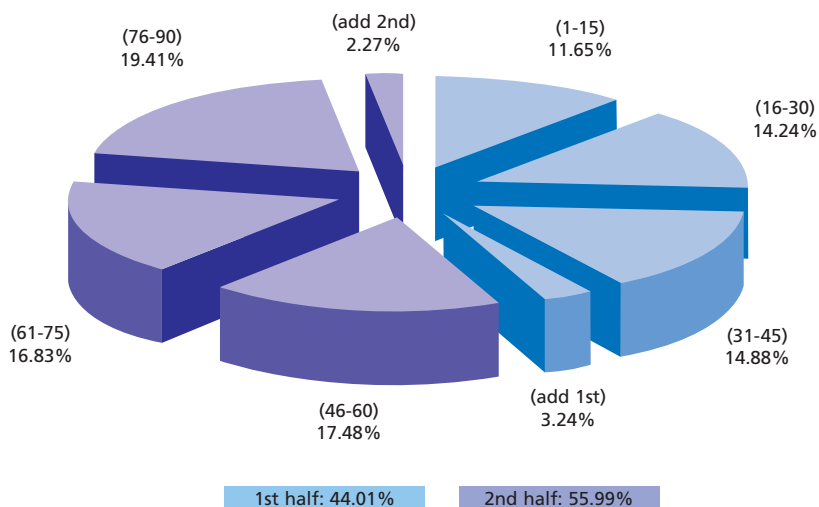
Rangers striker Peter Løvenkrands tries to outpace Panathinaikos FC defender Giorgos Seitariadis

WHEN THE GOALS WERE SCORED

During the previous season, the UEFA Champions League had broken moulds, with the first half-hour of the second half taking over as the most fruitful period in terms of goalscoring. But old habits took over again during the 2003/04 campaign, when the last 15 of the 90 minutes, plus the added-time at the end, produced over one-fifth of the

total. One enduring habit was perpetuated, with the second half producing 27% more goals than the opening half. The figure for the first quarter-hour reflects initial caution, with the ball hitting the net only 36 times, compared with the 60 goals scored during the last quarter-hour.

Between minute 1 and 15	36	11.65%
Between minute 16 and 30	44	14.24%
Between minute 31 and 45	46	14.88%
In additional time 1st half	10	3.24%
Between minute 46 and 60	54	17.48%
Between minute 61 and 75	52	16.83%
Between minute 76 and 90	60	19.41%
In additional time 2nd half	7	2.27%
Total goals scored	309	100.00%



Few goals were more crucial than Ashley Cole's 88th-minute winner for Arsenal FC during the home game against FC Dynamo Kyiv



Raúl jumps for joy and Oliver Kahn looks dejected after allowing the 83rd-minute free-kick by Roberto Carlos to earn Real Madrid CF a 1-1 draw in Munich

THE IMPORTANCE OF SCORING THE FIRST GOAL

The importance of scoring the first goal was underlined during the 2003/04 season, with almost two-thirds of the teams breaking the deadlock going on to win the match. The figure has risen in comparison with the 63% registered during the 2002/03 campaign. In only 12 matches the side conceding the first goal hit back to win and, interestingly, five of those were in the knock-out rounds. In other words,

the 96 group games produced seven wins for the team that went 1-0 down. The knock-out figures allowed the overall percentage to rise from 8.92% in 2002/03 to 9.6% in 2003/04, though the number of teams conceding the first goal and fighting back to draw was reduced from 18.47% to 16.80%. The ratio of goal-less draws was down from 9.55% to 8%, with the knock-out rounds yielding only one.



PHOTO: MIKE EGERTON / EMPICS

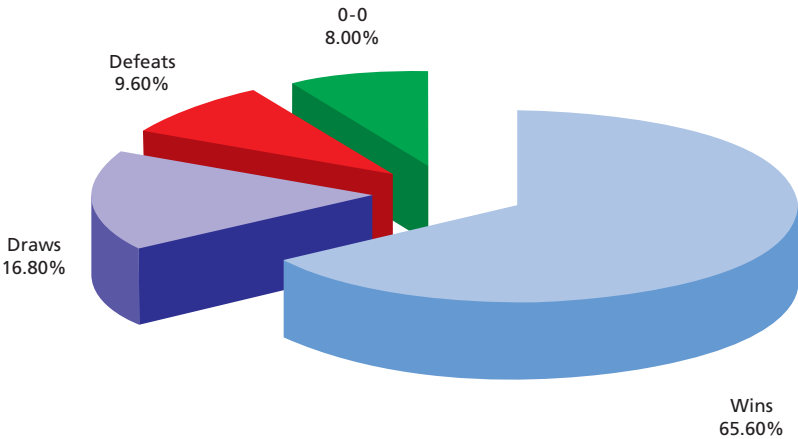
Dado Pršo (hidden) hits the opening goal against Chelsea FC at the Stade Louis II. Despite playing with 10, AS Monaco went on to win 3-1



PHOTO: BUZZI

Andriy Shevchenko celebrates after putting AC Milan 2-1 ahead in the home game against AC Sparta Praha

Number of wins of the team who scored the first goal:	82	65.60%
Number of draws of the team who scored the first goal:	21	16.80%
Number of defeats of the team who scored the first goal:	12	9.60%
Number of matches with final score 0-0:	10	8.00%
Total number of matches:	125	100.00%



SHOTS ON GOAL

How does one explain that Olympique de Marseille averaged more shots on goal than any other team yet finished third in their group with four points out of 18? Much the same question applies to S.S. Lazio and FC Internazionale, who both fell by the wayside despite averaging high totals of on-target goal attempts. It's a notable fact that all four Italian clubs were among the top seven and that clubs like

FC Dynamo Kyiv and PSV Eindhoven performed well in terms of shots on goal but were not rewarded with places in the knock-out stages. The fact that S.S. Lazio and FC Dynamo Kyiv also top the rankings in terms of off-target shooting underlines the fact that it is the quality of finishing - as opposed to the quantity - that marks the difference between success and failure.

SHOTS ON GOAL - Average per match

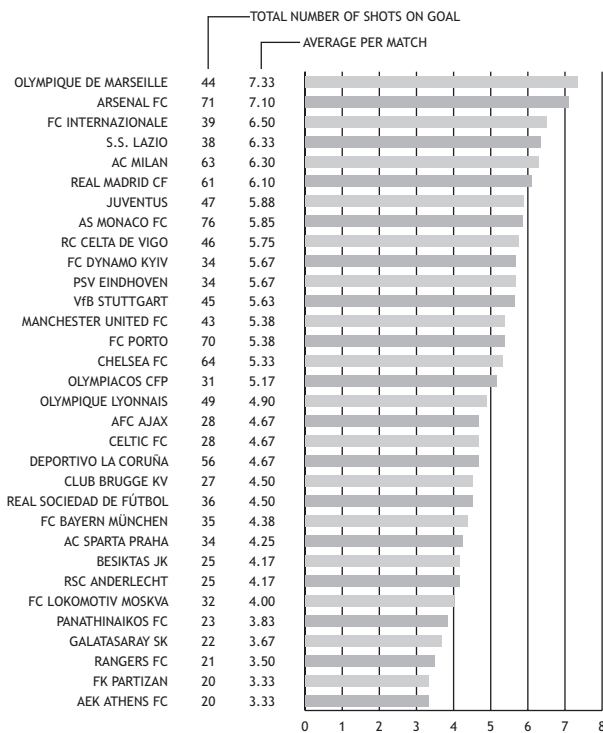


PHOTO: JEAN-MARIE HERVIO / FLASH PRESS


Olympique Lyonnais keeper Grégory Coupet leaps high to collect the ball during the quarter-final game in Porto

Celtic FC's Stanislav Varga fails to beat RSC Anderlecht keeper Daniel Zitka. The Scottish team had only 52 goal attempts in six games



PHOTO: TONY MARSHALL / EMPICS

SHOTS WIDE - Average per match



GOALS

The 2003/04 season produced the third-lowest goalscoring average in the 12-year history of the UEFA Champions League and the lowest for nine years. Almost one-quarter of the goals were scored in the 28 knock-out games and the significant difference is derived from a sharp drop in the number of goals scored during the highly competitive group phase. The total was down by 14% in comparison with the

previous season. Group H, in particular, was miserly in goals with the dozen matches producing an average of 1.83 per game. In that group, the defending champions AC Milan, who had scored nine goals in the last 11 matches of their victorious campaign, were the lowest-scoring of the 16 qualifiers, translating four goals into 10 points.

GOALS - Season by Season

	Goals	Games	Average
1992/93	56	25	2,24
1993/94	71	27	2,63
1994/95	140	61	2,30
1995/96	159	61	2,61
1996/97	161	61	2,64
1997/98	239	85	2,81
1998/99	238	85	2,80
1999/00	442	157	2,82
2000/01	449	157	2,86
2001/02	393	157	2,50
2002/03	431	157	2,75
2003/04	309	125	2,47
Total	3088	1158	2,67



PHOTO: TONY MARSHALL / EMPICS

Left-back Ashley Cole scores the only goal in Arsenal FC's home win against FC Dynamo Kyiv

Frank Lampard's equaliser laid the foundations for Chelsea FC to come from behind to beat S.S. Lazio in London



PHOTO: MATTHEW ASHTON / EMPICS

CORNERS

The statistics are curious. Three of the four clubs who forced the highest number of corners per match were eliminated in the group phase and three of the top six were Italian clubs. For debutants Real Sociedad, topping the table is a reflection of the Basque side's frustrations. They put opponents under pressure - especially in San Sebastián -

but, despite the aerial power of Darko Kovacevic, were unable to convert 63 corners into goals. AC Sparta Praha, who scored six goals in their eight games, were the only side to average less than three corners per game, while the champions, FC Porto, won less than half the average attained by Real Sociedad.

CORNERS - Average per match

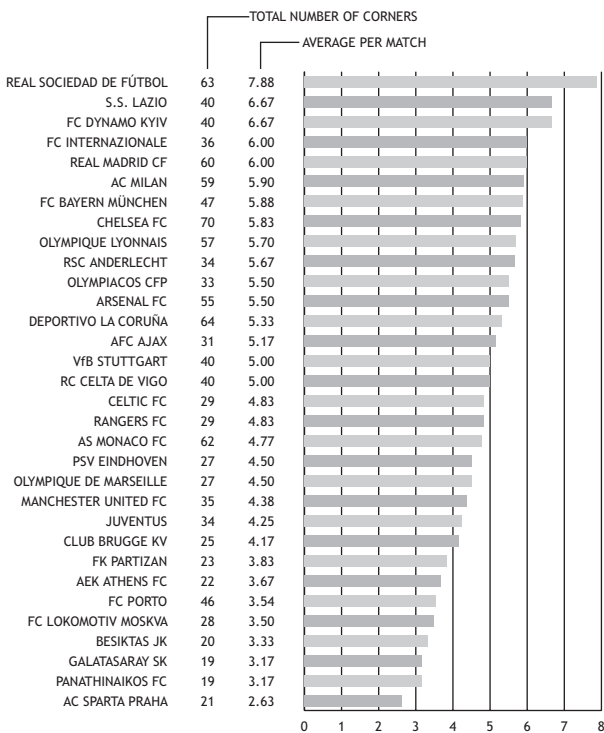


PHOTO: NIGEL FRENCH / EMPICS

With the left ankle typically twisted over, David Beckham delivers one of his outswinging corners

Robert Pirès winds in a corner from the Arsenal right



PHOTO: MATTHEW ASHTON / EMPICS

VfB Stuttgart won five corners (their average for the season) against Chelsea FC but failed to capitalise on them



PHOTO: SANDRA BEHNE / BONGARTS

BALL POSSESSION

Once again, a Dutch side topped the ball-possession chart but PSV Eindhoven failed to translate dominance into results. Of the top ten clubs, in terms of possession, only four progressed beyond the group phase. Unusually for English clubs, both Arsenal FC and Chelsea FC regularly had the lion's share of the ball while the other end of the

chart is the place to find the counter-attacking specialists like AC Sparta Praha, Club Brugge KV, FC Dynamo Kyiv or FC Lokomotiv Moskva. The other salient feature is that beaten finalists AS Monaco were the top scorers in the competition despite averaging less than 50% of ball-possession.

BALL POSSESSION - Average per match

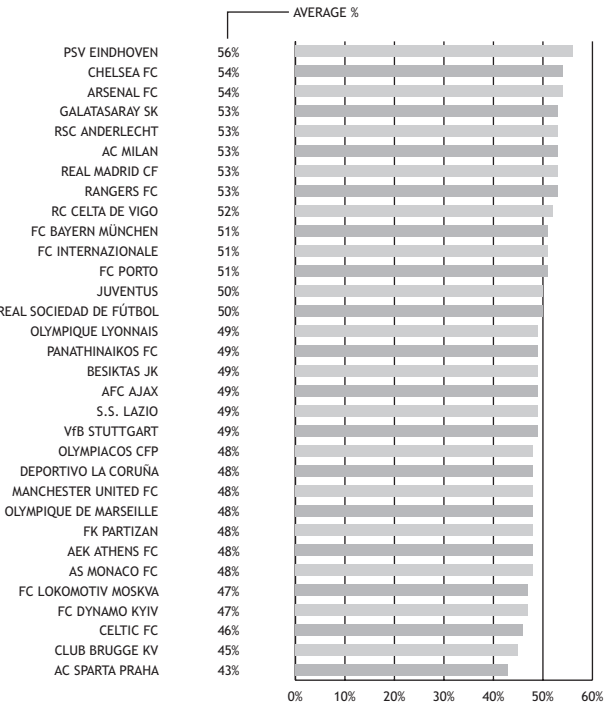


PHOTO: ANDREAS RENTZ / BONGARTS

Arsenal FC averaged 54% of the ball. A Gunners' boot descends on it as an RC Celta player tries to break clear

Wilfried Bouma and his PSV team-mates looked comfortable in possession but failed to translate dominance into results



PHOTO: VINCENT KALUT / PHOTONEWS

Arsenal FC's No. 8 Fredrik Ljungberg is embraced by Thierry Henry and Dennis Bergkamp after scoring against FC Lokomotiv Moskva



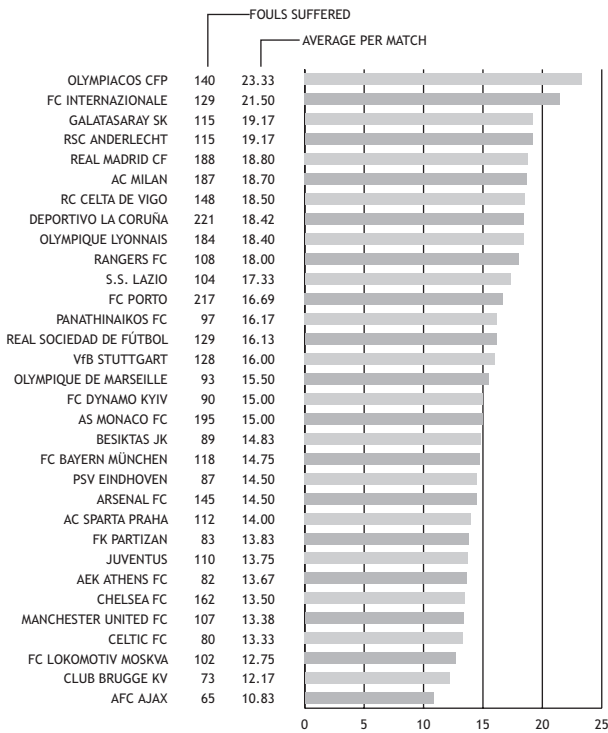
PHOTO: NIGEL FRENCH / EMPICS

FOULS

In four of the last five seasons, Olympiacos CFP have won more free-kicks for fouls than any other club in the competition. And, whereas in the 2002/03 campaign they averaged 19.5 per match, they increased their total to 23.33 during the 2003/04 season. Like their three nearest rivals in the chart, they were eliminated in the group phase. The curious fact is that AFC Ajax are at the foot of the fouls-

suffered table but were second in the fouls-committed list with an average of 20 per game. Galatasaray SK are near the top of both charts with their six matches producing 242 fouls at an average of 40 per game. The two Milan clubs, among the top six in terms of fouls suffered, were at the foot of the fouls-committed table.

FOULS SUFFERED - Average per match



Rafaël van der Vaart goes down after a challenge by Club Brugge KV keeper Tomislav Butina. But AFC Ajax won fewer free-kicks than any other team




PHOTO: PHOTONEWS



PHOTO: PHOTONEWS

RSC Anderlecht midfielder Walter Baseggio is brought down by a late challenge during the game against FC Bayern in Munich

FOULS COMMITTED - Average per match

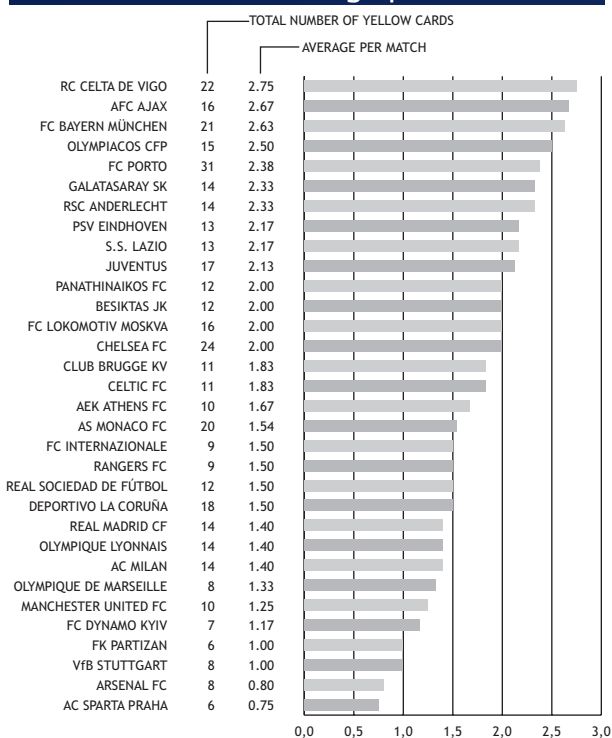


CARDS

This season, the number of yellow cards registered a decrease. From 3.38 in the 2002/03 campaign, the average per match dropped to 3.48. Of the clubs who had the highest average per game, only four of the top dozen progressed beyond the group stage, though it gives food for thought that the champions, FC Porto, earned 2.38 cautions per

match, whereas quarter-finalists Arsenal FC averaged 0.8. Two seasons ago, nine teams averaged two or more yellow cards per fixture. In the 2002/03 campaign this had risen to 12 and, in the 2003/04 season, 14 of the 32 competitors averaged two or more yellow cards per match.

YELLOW CARDS - Average per match



Urs Meier shows the yellow card to Celtic FC's No. 6 Bobo Balde for bringing down Olympique Lyonnais attacker Peguy Luyindula



PHOTO: MIKE EGERTON / EMPICS

PENALTIES	Goals	Missed/Saved	TOTAL
Group stage	14	4	18
Knock-out Round	0	1	1
Quarter-Finals	0	1	1
Semi-Finals	1	0	1
Final	0	0	0
TOTAL	15	6	21



PHOTO: GUY JEFFROY / FLASH PRESS

Valery Karpin receives a caution from English referee Mike Riley, but Real Sociedad received only 14 cards in 8 games

Season	Y	Y/R	R	M	A
1994/95	192	4	6	61	3,15
1995/96	198	10	8	61	3,24
1996/97	203	3	3	61	3,33
1997/98	283	11	6	85	3,33
1998/99	302	7	8	85	3,55
1999/00	524	14	16	157	3,34
2000/01	567	13	13	157	3,61
2001/02	508	10	11	157	3,24
2002/03	530	8	11	157	3,38
2003/04	415	20	9	125	3,32

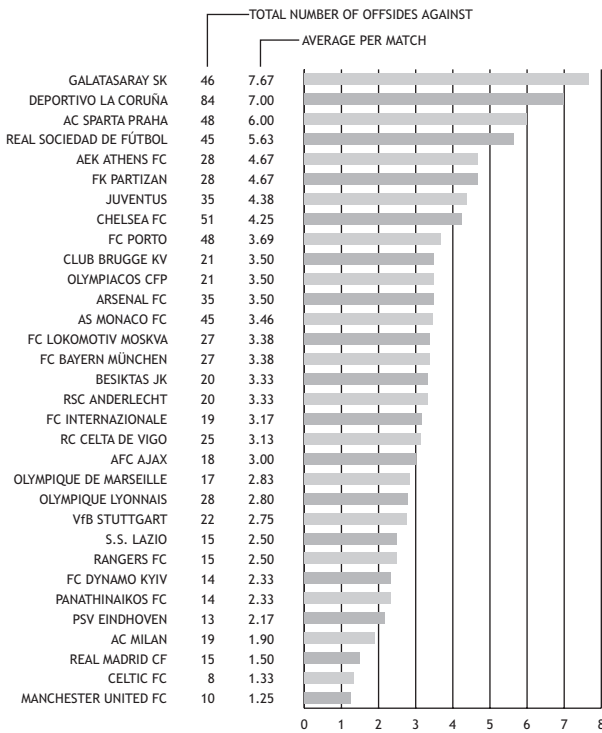
Y = Yellow Cards - Y/R = Yellow/Red Cards - R = Red Cards - M = Matches
A = Average of Yellow Cards

OFFSIDES

For the fifth successive season, Italian clubs figure prominently among the ones who made assistant referees lift their flags most frequently to signal offside. A curiosity is that while Olympiacos CFP fell into the offside trap seven times per game, their Athens neighbours Panathinaikos

FC averaged three offsides per two matches. The most efficient offside traps belonged to Galatasaray SK and semi-finalists Deportivo La Coruña, who caught out their opponents seven times per game.

OFFSIDE AGAINST - Average per match



The offside flag went up 881 times in the UEFA Champions League



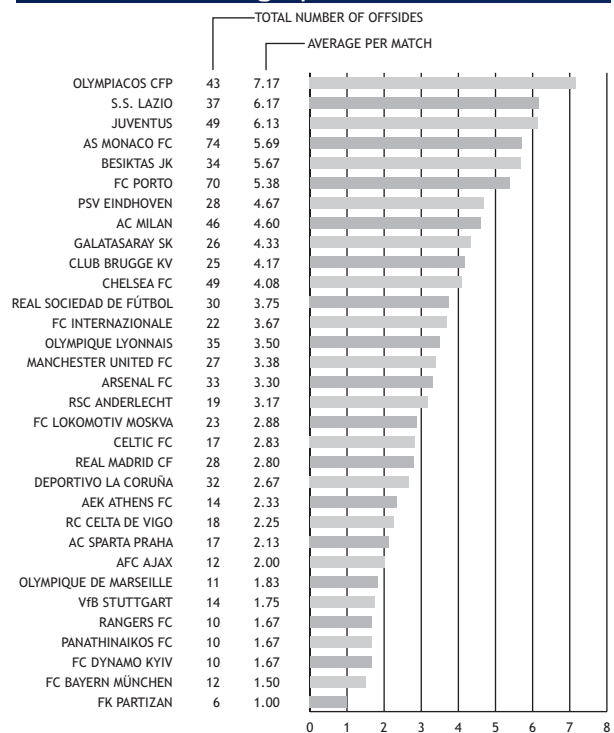
PHOTO: TONY O'BRIEN / EMPICS



PHOTO: JOHN WALTON / EMPICS

Paul Scholes puts the ball past Vítor Baía but Manchester United FC's second goal against FC Porto was ruled offside

OFFSIDE - Average per match



TEAM OF THE TOURNAMENT

GOALKEEPERS



Vitor Baia
FC Porto

PHOTO: MIKE EGERTON / EMPICS



Gianluigi Buffon
Juventus

PHOTO: ALBERTO SABATTINI

DEFENDERS



Roberto Carlos
Real Madrid CF

PHOTO: JOHN WALTON / EMPICS



Sol Campbell
Arsenal FC

PHOTO: TONY MARSHALL / EMPICS



John Terry
Chelsea FC

PHOTO: NIGEL FRENCH / EMPICS



Jorge Andrade
RC Deportivo La Coruña

PHOTO: ADAM DAVY / EMPICS



Patrice Evra
AS Monaco FC

PHOTO: MATTHEW ASTON / EMPICS



Ricardo Carvalho
FC Porto

PHOTO: FOTO-NET / MARKUS ULMER

MIDFIELDERS




Zinedine Zidane
Real Madrid CF

PHOTO: ALEXANDER HASSENSTEIN / BONGARTS



Kaká
AC Milan

PHOTO: STUDIO BUZZI



Frank Lampard
Chelsea FC

PHOTO: ALBERTO SABATTINI



Patrick Vieira
Arsenal FC

PHOTO: ANDREAS RENTZ / BONGARTS



Juan Carlos Valerón
RC Deportivo La Coruña

PHOTO: TONY MARSHALL / EMPICS



Deco
FC Porto

PHOTO: FOTO-NET

FORWARDS



Thierry Henry
Arsenal FC

PHOTO: MATTHEW ASTON / EMPICS



Walter Pandiani
RC Deportivo La Curoña

PHOTO: TONY MARSHALL / EMPICS



Roy Makaay
FC Bayern München

PHOTO: TONY MARSHALL / EMPICS



Fernando Morientes
AS Monaco FC

PHOTO: JEAN-MARIE HERVIO / FLASHPRESS



Andriy Shevchenko
AC Milan

PHOTO: TONY MARSHALL / EMPICS



Ruud van Nistelrooy
Manchester United FC

PHOTO: CHRISTIAN LIEWIG

TOP TEN GOALS

Goals - Season by Season

	Goals	Games	Average
1992/93	56	25	2,24
1993/94	71	27	2,63
1994/95	140	61	2,30
1995/96	159	61	2,61
1996/97	161	61	2,64
1997/98	239	85	2,81
1998/99	238	85	2,80
1999/00	442	157	2,82
2000/01	449	157	2,86
2001/02	393	157	2,50
2002/03	431	157	2,75
2003/04	309	125	2,47
Total	3088	1158	2,67



PHOTO: JOHN WALTON / EMPICS

David Beckham puts an arm round Roberto Carlos after setting up a spectacular goal for the Brazilian full-back in Real Madrid's 4-2 home win against Olympique de Marseille



PHOTO: GUY JEFFROY / FLASH PRESS

Arsenal FC's French striker Thierry Henry falls to the ground after scoring the third of his team's five goals against FC Internazionale in Milan

Maniche is pursued by team-mate Benni McCarthy after scoring the crucial second goal in Lyon



PHOTO: MATTHEW ASHTON / EMPICS


IMPRESSUM

This publication
is published by UEFA
Route de Genève 46
CH-1260 Nyon
Switzerland

Layout/Setting/Printing:
Stormtryk
(Bagsværd - Denmark)

Editors:
Frits Ahlstrøm and
Andy Roxburgh

Writers:
Graham Turner and
Andy Roxburgh



Acknowledgements and Thanks

UEFA Technical Team:
Sir Alex Ferguson
Ottmar Hitzfeld
Roy Hodgson
Gérard Houllier
Rinus Michels
Jozef Venglos

Delta Tre - Torino
(Statistics / Graphics)
PROZONE (Statistics)
Ole Andersen (Graphics)
José Miguel Beco (Statistics)
Doris Egger (Translation)
Zouhair El Fehri (Translation)
Hélène Fors (Administration)
Frank Ludolph (Administration)
Monica Namy (Administration)
Per Nilsson (Technical Production)
Benedict Pfister (Statistics)
Donatella Russo (Administration)
Florian Simmen (Translation)
Frédéric Wyler (Translation)



UEFA

Union des associations
européennes de football
Route de Genève 46
CH-1260 Nyon 2

Telephone ++41 22 994 44 44

Telefax ++41 22 994 44 88

uefa.com