



FD 2200 - FD 2200 TS

Professional Hydrostatic Out-Front Mower

Grillo
AGRIGARDEN MACHINES

GRILLO designs and builds machine with main in mind, to transform work into pleasure

FD 2200 and



Grillo: a brand ensuring seriousness and solidity over time.

for over 60 years our company has been investing in innovation, in perfecting our range of products, in improving production technologies at our premises, in enhancing both the customer and spare parts services. All of this made it possible for Grillo to ensure both quality and reliability and to retain the value of each single machine over time.



FD 2200 TS

your best choice for professional green maintenance

FD 2200 and FD 2200 TS are the maximum expression of technology and performance obtainable nowadays from any hydrostatic mower with grass collection. They have a permanent 4WD system, a front mower deck, a spacious grass box with raised grass discharge. Even the most demanding user will be satisfied of the quality achieved by these machines thanks to their modern, powerful and reliable engines, their 62 cm **steering radius**, their unique **maneuverability**, their **excellent stability** on slopes, **the amazing cutting capacity** of their front mower deck combined with a **collection system** able to compact grass into the grass-catcher.



Thanks to their great maneuverability, their extremely small steering radius and their short wheelbase, both **FD2200** and **FD2200 TS** have a **high hourly** output both in large open spaces as well as in smaller areas with obstacles like plants or benches. The stability on slopes is guaranteed by the carefully engineered weight distribution and by the automatic or manually engaged differential lock.

FD 2200 - FD 2200 TS

High reliability




The grass-catcher of **FD2200** and **FD2200 TS** is equipped with raised discharge at respectively **210** and **230 cm** with a rear overhang of **50 cm** allowing the operator to easily unload grass on trucks.

Their large wheels with "turf" profile help to reduce the scalping of the lawn even when the grass-catcher is full.

The rear pivoting axle allows the operator to get over sideways and kerbs while keeping the 4WD traction even on irregular grounds.

FD2200 and **FD2200 TS** are suitable for any cutting conditions and are also ideal for **collecting leaves**.



Their mower decks are equipped standard with **adjustable steel baffles** to increase their suction capacity. They are easily mounted on the mower deck and are ideal to **collect leaves** and to **clean up the lawn after scarification**.



Not just a mower!

FD 2200 - FD 2200 TS

FD 2200 and FD 2200 TS can be equipped with a 150 cm all purpose flail to thoroughly clean up rough grounds. This all purpose flail is fitted with a rear anti-scalp roller and a transmission with helical bevel gear for reduced noise emissions.



For winter season FD2200 and FD2200 TS can be equipped with a **175 cm orientable snow blade (+/-30°)** with rubber end, hydraulically-operated, manageable and highly efficient.



The all purpose flail is delivered standard with mulching blades to thinly grind the grass and with a professional scarifying blades kit.



All purpose flail with scarifying blades



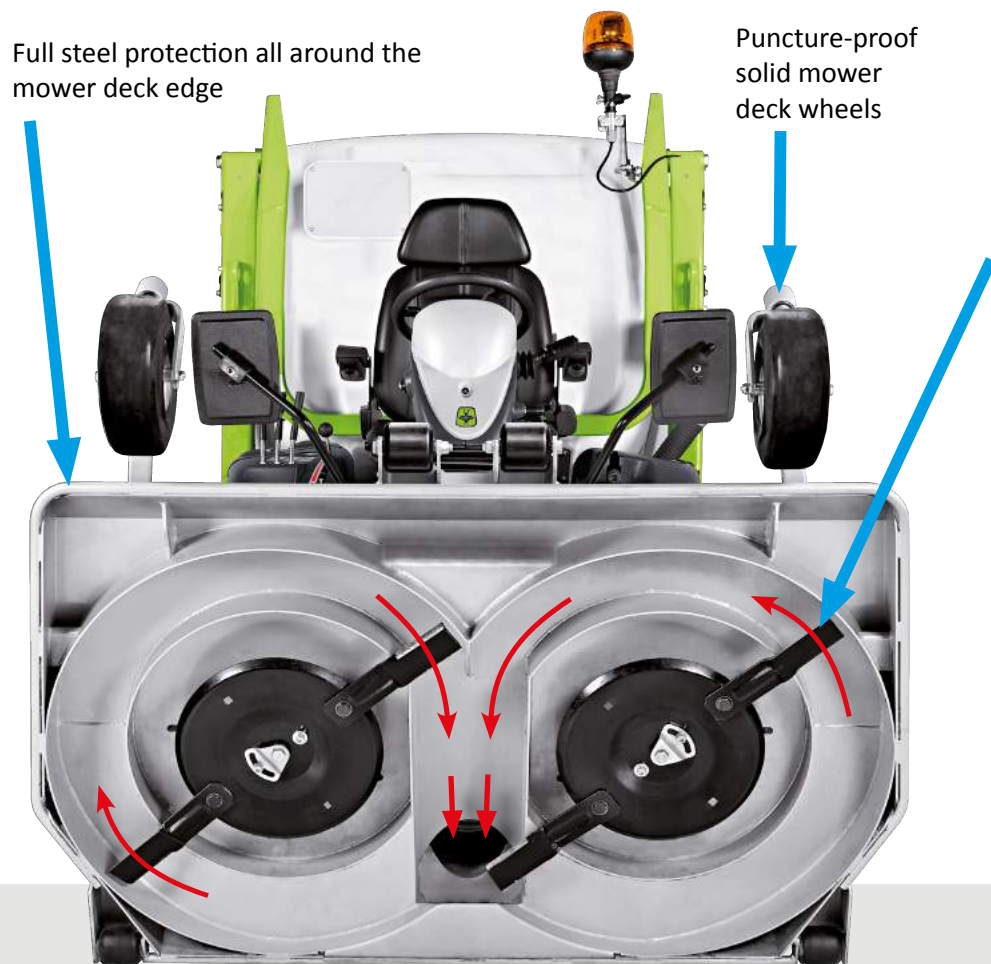
Cabin with heating and air conditioning for greater comfort in every season.

FD 2200

A well-done job and a flawless cut under any condition

FD 2200 is fitted with a **155 cm mower deck with collection**, the mower deck frame is made of steel and mounted with anti-scalp wheels. All around the mower deck edge a reinforced protection made of full steel (20 mm diameter) has been mounted to protect the mower deck from wear due to contact with kerbs and sidewalls.

The mower deck is fitted with a cardan joint transmission and angle gearboxes made of spheroid cast-iron with helical bevel gear in oil-bath. The screws fixing the blade holders to the blade hubs are fitted with a lock plate to prevent them from loosening. Blade hubs are equipped with dust seals to prevent oil seals from being damaged through accidental contact with plastic material or iron wire. The two robust mower deck floating springs can be adjusted to reduce the pressure of the mower deck wheels on the lawn and to increase the ground adherence of the machine front wheels.



Full steel protection all around the mower deck edge

Puncture-proof solid mower deck wheels

Blades are mounted on discs and fitted with anti-shock retractable cutting ends to protect the transmission from impact with hidden obstacles. **Blades are contra-rotating to collect all of the cut grass.**

The mower deck can be easily tilted for inspection, transport and maintenance **WITHOUT** detaching neither the grass chute nor the cardan joint.

FD 2200 can also be fitted with a 160 cm mower deck with triple functions: mulching, rear discharge and side discharge. **This mower deck is delivered standard with two sets of blades.**

Cutting height adjustment is simple and precise: it is carried out manually using four pins from 25 mm to 110 mm.

An optional kit to increase cutting height up to **240 mm** is available too. This kit is used under specific special conditions (e.g. for the cut of heather) and it is very much appreciated.



Mulching



Rear discharge



Side discharge

160 cm LMP mower deck

The 155 cm mower deck is delivered **standard with mulching kit**. Mower deck with mounted mulching kit.



Surprising collecting capacity and highly efficient discharge

FD 2200



FD 2200 is fitted with a **1200 lt.** grass-catcher with a motorized baffle which distributes the cut grass to ensure an even filling of the grass-catcher. The grass-catcher is raised hydraulically **up to 210 cm and has a rear overhang of 50 cm** to allow discharge under any circumstance (e.g. to fill the box of a truck or lorry). The grass catcher door is locked automatically through a lever.



Motorized baffle



Perfect lawn compaction



Turbine

Cutting and collecting with the FD2200 is extremely efficient thanks to its 400 mm diameter turbine, which offers excellent performances even under the most demanding circumstances and with high wet grass.

It is made of special anti-wear steel with a 5-shovel rotor **to ensure greater efficiency and reduce noise.**

This turbine is activated via a hydraulic motor and is equipped with an anti-shock protection valve.

It is fitted with a double bearing in the front part and with a greaser.

The air flux pushes the grass along the steel chute and compacts it inside the grass-catcher.

The turbine casing is made up of single components that are screwed and can therefore be easily removed for maintenance in case of wear.

The turbine is activated hydraulically and it is independent of the PTO.

FD 2200

A lawnmower both solid and comfortable

Grillo **FD 2200** is fitted with a diesel 44 HP four cylinders Yanmar engine 4TNV88 at low rpm (2600) , mounted on silent-blocks. It is liquid-cooled and equipped with a self-cleaning radiator plus hydraulic fan which reverses its rotation to remove any possible grass residues from over the radiator. The radiator fan engages automatically through a sensor but can also be activated manually. The multi-disc PTO clutch is hydraulic and activated via electric button and equipped with a blade brake to ensure absolute reliability and maximum duration.

The PTO is engaged independently of the turbine. The machine is also fitted with an **automatic timer** that switches off the turbine a couple of seconds after the disengagement of the PTO so that the grass chute is fully cleaned up from any grass residue.

The driver's seat on the FD2200 is ergonomic, the steering wheel is fitted with a hydraulic steering, the seat can be set at different heights and inclinations, power-assisted forward pump... The whole system has been conceived to avoid putting too much effort on the operator even after several working hours.

FD2200 is fitted with a spacious and comfortable suspended seat, adjustable and equipped with armrests. Both the mower deck and the grass-catcher operating commands are activated via a hydraulic distributors with levers. The tilting roll-bar and the light kit approved for circulating on public roads are delivered standard with the lawnmower.

Available on demand: comfort cabin for greater visibility on the working area equipped with heating system and air conditioning, a seat with adjustable pneumatic suspension.

Blades and turbine disengage immediately when the grass-catcher is full to avoid the clogging of the grass chute.

The tilting of the mower deck for maintenance, the sharpening and replacement of blades and the cleaning are all carried out **without removing neither the cardan joint nor the load chute between turbine and mower deck.**

Thanks to this system this machine is especially suitable for a professional and intensive use, avoiding losing too much time for maintenance and avoiding putting too much effort on the operator.




Command levers



Complete cockpit



Tilting roll-bar



Seat with pneumatic suspension available on demand

Modern technologies and quality components

FD 2200

FD 2200 has successfully undergone rigorous tests to ensure that all its components, frame, mower deck and transmission are totally reliable. Mower deck, turbine and frame are built in Italy by Grillo using the best materials and modern technologies to develop a **100% controlled and high-quality product**.

The grid inside the grass catcher can be removed for cleaning.



Easy access to the pre-filter, engine air filter, diesel filter and decanting device, hydraulic oil filters. The battery, the belt tightener and the PTO electro-hydraulic clutch are also easily accessible. The operator can easily reach the rear hydraulic components too, such as the variable displacement pump and the gear pump.



Automatic stability control system engaging and disengaging the differential lock when necessary (the diff lock can also be engaged manually).

Grillo chooses top-class, last generation engines because we pay close attention to **reduce consumption, emissions, noise and vibrations**.


The engine compartment can be easily accessed. Lubrication points for routine maintenance are indicated in a label next to the driver's seat.



The radiator unit can be open to make inspection and cleaning easier and **it also automatically reverses the fan rotation** to keep the whole grid well cleaned up and to ensure a constant control of the temperature (the reverse of the fan rotation can be engaged manually too by the operator if needed).

FD 2200 TS

A top-class product for a top-class job



FD 2200 TS is fitted with 155 cm cutter deck with collection, the mower deck frame made of steel and mounted with anti-scalp wheels. All around the mower deck edge a reinforced **protection made of full steel** (\varnothing 20mm) has been mounted to protect the mower deck from wear due to contact with kerbs and sidewalls.

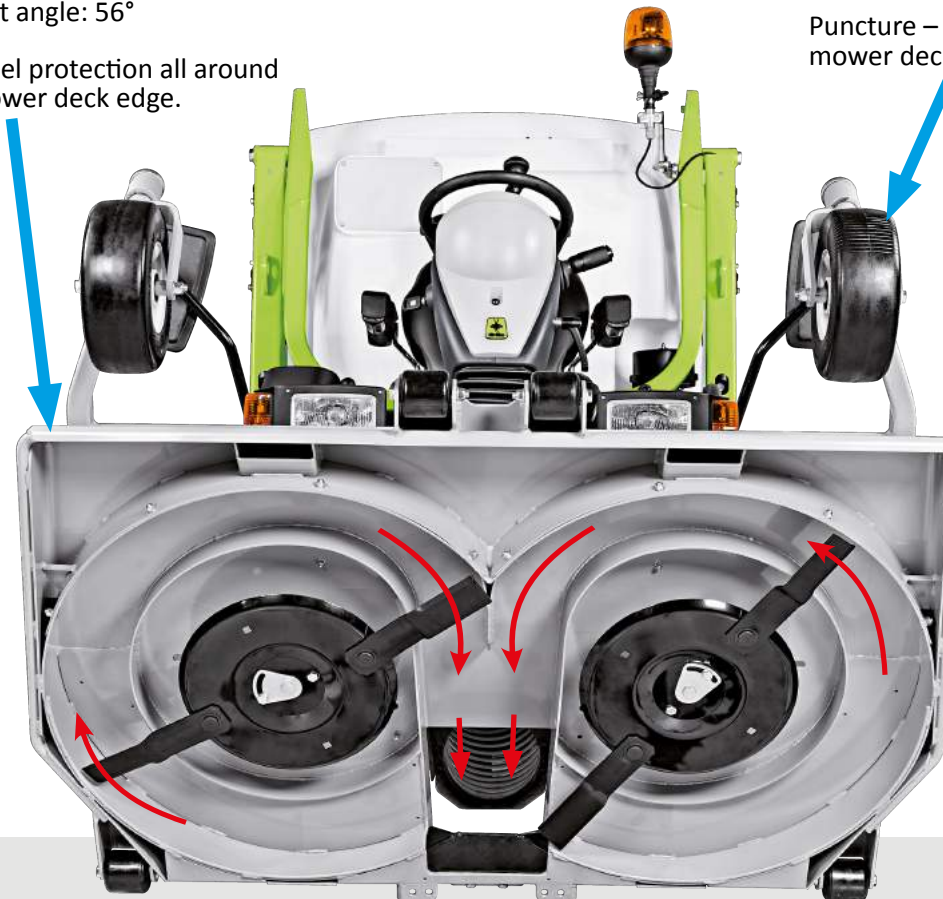
The mower deck is fitted with a cardan joint transmission and angle gearboxes made of spheroidal cast-iron with helical bevel gear in oil – bath.

Blades are mounted on discs and are fitted with **anti-shock retractable cutting ends** to protect the transmission from impact with hidden obstacles. Blades are **contra – rotating** to collect all of the cut grass. By means of a push button on the dashboard the hydraulically – operated mower deck can simply be tilted for inspection, transport and maintenance **WITHOUT** detaching neither the grass chute nor the cardan joint.

Max. tilt angle: 56°

Full steel protection all around the mower deck edge.

Puncture – proof solid mower deck wheels



The tilting of the mower deck is performed hydraulically via a button on the dashboard.



The mower deck height adjustment is simple, precise and hydraulically controlled via electric button on the dashboard, allowing therefore an easy and continuous adjustment.

No need to get off the machine!

Cutting height ranges from minimum 20 mm to maximum 120 mm. A lock valve will firmly hold the chosen cutting position.

FD 2200 TS can also be fitted with a 160 cm mower deck with triple functions: mulching, rear discharge and side discharge.

This mower deck is delivered standard with two sets of blades.

The 155 cm mower deck is delivered **standard with a mulching kit.**



Surprising collecting capacity even in extremely difficult conditions

FD 2200 TS

FD2200 TS has successfully undergone rigorous tests to ensure that all its components, frame, mower deck and transmission are totally reliable.

Mower deck, turbine and frame are built in Italy by Grillo using premium materials and modern technologies to develop a **100% controlled and high-quality product**.

FD 2200 TS has a turbine with two pre-selectable working speeds to ensure a very high daily mowing capacity under the most demanding circumstances such as with high, wet grass and to allow a reduction of noise and emissions under less demanding working conditions.

The turbine is activated hydraulically and it is independent of the PTO.

Servo-controlled variable displacement BOSCH pump hydraulically-operated to soften the driving.


This pump is also equipped with two pressure valves (forward and reverse) calibrated at 280 BAR and two hydraulic filters, one inner filter and one outer filter with cartridge.



Turbine



total compaction



motorised baffle with broader stroke



50 cm

230 cm

The FD 2200 TS grass-catcher has a capacity of **1400 litres**.

The motorised baffle distributes the cut grass to ensure an even filling of the grass-catcher.

The grass-catcher is raised hydraulically up to **230 cm** and has a rear overhang of **50 cm** to allow discharge under any circumstance (e.g. to fill the box of a truck or lorry). The grass catcher door is locked automatically through a lever.

FD 2200 TS

A top-class lawnmower both solid and comfortable

FD 2200 TS is fitted with a Yanmar new-generation diesel engine, 4TNV88 model, 2190 cc, 48 HP, 4-cylinder, with anti-vibration supports. The engine is calibrated at 3000 r.p.m. to reduce noise and vibrations. It is equipped with an oil-cooling system placed all around the oil filter to ensure an optimal temperature even in very demanding working conditions.

Self-cleaning engine cooling system. The oversized cooling fan of the engine is activated by a hydraulic motor.

The dual element air and oil **self-cleaning radiator** is protected against accidental impacts through an internal grid and an external grid, which can be removed for cleaning and maintenance.

A sensor automatically reverses the rotation of the fan to clean up the intake grids when these are clogged with leaves, grass or dust.

The driving position on FD 2200 TS is ergonomic and equipped with a pneumatic suspension to improve the operator's comfort on irregular grounds.

The dashboard on the steering column is **equipped with a LCD Display, the diagnostics and data processing in CAN-BUS allow to rapidly and easily check all machine parameters while working.**

All hydraulic services are comfortably activated via electrical push-buttons on the dashboard.

The tilting roll-bar and the light kit approved for circulating on public roads are delivered standard with the lawnmower.

Blades and turbine disengage immediately when the grass-catcher is full to avoid the clogging of the grass chute.

The tilting of the mower deck for maintenance, the sharpening and replacement of blades and the cleaning are all carried out **without removing neither the cardan joint nor the load chute between turbine and mower deck.** Thanks to this system this machine is especially suitable for a professional and intensive use, avoiding losing too much time for maintenance and avoiding putting too much effort on the operator.



Dashboard with LCD Display



Controls via electric buttons



Pneumatic suspension seat as standard feature



Quality components and diagnostic software

FD 2200 TS

FD 2200 TS is provided with a **diagnostic software** enabling the operator to safely check all machine functions; it displays an alert notification in case the chosen function cannot be performed and carries out a diagnostic of possible anomalies by identifying **within short time** the component to be checked or repaired.



Grillo chooses top-class, last generation engines because we pay close attention to **reduce consumption, emissions, noise and vibrations.**

The engine compartment can be easily accessed.

Lubrication points for routine maintenance are indicated in a label next to the driver's seat.

The radiator unit can be open to make inspection and cleaning easier and **it also automatically reverses the fan rotation** to keep the whole grid well cleaned up and to ensure a constant control of the temperature (the reverse of the fan rotation can be engaged manually too by the operator if needed).











The grid inside the grass-catcher is removable for cleaning.

Easy access to the pre-filter, engine air filter, diesel filter and decanting device, hydraulic oil filters. The battery, the belt tightener and the PTO electro-hydraulic clutch are also easily accessible. The operator can easily reach the rear **hydraulic components** too, such as the variable displacement pump and the gear pump.










Automatic stability control system engaging and disengaging the differential lock when necessary (the diff lock can also be engaged manually).

TECHNICAL DATA

												
	Engine	Fuel tank capacity	Hydraulic oil tank	Drive	Transmission	Steering	Clutch	Speed	Steering radius	Differential lock	Wheels	Grass-catcher capacity
FD 2200	Yanmar 4TNV88 diesel engine, 2190 cc (max. 44 HP @ 2600 rpm), four cylinders, liquid-cooled with hydraulic fan and equipped with an automatic system for the radiator cleaning	35 L	20 L	4WD hydraulic transmission (permanent even on narrow steering radius)	Hydraulic transmission with four hydraulic motors on the wheels	Steering wheel plus hydraulic steering	PTO hydraulic clutch activated via electric button with blade brake	Continuously variable 0-20 km/h, servo-assisted Sauer pump with mechanical control	62 cm	Automatic and manual via button	Turf wheels Front wheels 24x12.00-12 Rear wheels 20x10.00-10	1200 litres hydraulic mower deck lifting and hydraulic grass-catcher discharge
FD 2200 TS	Yanmar 4TNV88 diesel engine, 2190 cc (max. 48 HP @ 3000 rpm), four cylinders, liquid-cooled with hydraulic fan and equipped with an automatic system for the radiator cleaning	50 L	25 L	4WD hydraulic transmission (permanent even on narrow steering radius)	Hydraulic transmission with four hydraulic motors on the wheels	Steering wheel plus hydraulic steering and hydraulic control of the forward pump	PTO hydraulic clutch activated via electric button with blade brake	Continuously variable 0-22 km/h, servo-assisted Bosch pump with hydraulic control	62 cm	Automatic and manual via button	Turf wheels Front wheels 24x12.00-12 Rear wheels 20x10.00-10	1400 litres hydraulic mower deck lifting and hydraulic grass-catcher discharge

Linea FD Garden Professional

										
Grass-catcher discharge	Turbine and motorised baffle	Automatic devices	Brake	Cutting height	Cutting width	Seat	Steering wheel	Attachments	Hourly mowing capacity	Size & Weight
Discharge height 210 cm rear overhang 50 cm	<p>Ø 400 mm activated via hydraulic motor equipped with an anti-shock safety valve</p> <p>The motorised baffle ensures an even filling of the grass-catcher</p>	Disengagement of both blades and turbine when the grass-catcher is full	Hydraulic service brake and disc parking brake	Adjustable manually at 25-35-50-60-75-85-95-110 mm	1.550 mm	With mechanical suspension	<p>Mounted on the steering column, height-and-side adjustable</p> <p>Standard light kit</p>	<ul style="list-style-type: none"> - 155 cm mower deck with collection - 160 cm LMP mower deck with side and rear discharge and mulching - 150 cm all purpose flail with scarifier - hydraulic plug for attachments - 175 cm hydraulic-controlled orientable snow blade - comfort cabin kit with heater - premium cabin kit with heater and air conditioning - seat with pneumatic suspension 	15.500 m²/h	<p>With mower deck Length: 3420 mm Width: 1620 mm Height: 1830 mm Weight (with mower deck) 1460 kg</p> <p>Without mower deck Length: 2500 mm Width: 1350 mm Weight (without mower deck) 1280 kg</p>
Discharge height 230 cm rear overhang 50 cm	<p>Ø 400 mm activated via hydraulic motor equipped with an anti-shock safety valve</p> <p>The motorised baffle ensures an even filling of the grass-catcher</p>	<p>Disengagement of both blades and turbine when the grass-catcher is full</p> <p>Digital display with rpm indicator and control function of safety micro-switches</p>	Hydraulic service brake and disc parking brake	Hydraulic and continuous cutting height adjustment via button on the dashboard from 20 – to 120 mm	1.550 mm	Grammer seat with standard air suspension	<p>Mounted on the steering column, height-and-side adjustable</p> <p>Standard light kit</p>	<ul style="list-style-type: none"> - 155 cm mower deck with collection - 160 cm LMP mower deck with side and rear discharge and mulching - 150 cm all purpose flail with scarifier - hydraulic plug for attachments - 175 cm hydraulic-controlled orientable snow blade 	15.500 m²/h	<p>With mower deck Length: 3520 mm Width: 1620 mm Height: 1830 mm Weight (with mower deck) 1600 kg</p> <p>Without mower deck Length: 2600 mm Width: 1350 mm Weight (without mower deck) 1380 kg</p>

Dimensions



Beyond the product values that make the difference!



After sales service

The customer care service is aimed at giving fast and effective answers to our customers' requests.

Warranty and Spare parts Service

Warranty and spare parts service A lifetime guaranteed value

High-quality components quickly available even for 30-year-old machines.

Grillo dealers

Grillo dealers will help you with quality and courtesy to make the right choice according to your needs.



www.grillospa.it

e-mail: grillo@grillospa.it

Tel. (0039) 0547.633111

Fax (0039) 0547.632011

www.grillofrance.fr

www.grilloagrigarden.co.uk

www.grillodeutschland.de

www.grilloagrigarden.ru

Dealer



Provinciebaan 71 | BE-2235 Houtvenne
T+32 16 69 91 56 | info@vandyck.be | www.vandyck.be