



## Lamps & Lights

### Lights from Udine.

Udine, one of the old Venetian provinces, has a wealth of chalk, marble, clay, cement, lime,

soapstone and kaolin, making it one of the most important sites of the ceramic industry in Europe. An old workshop produces these lights

in addition to a multitude of other artistic and practical objects. These lights are intended for indoor use. Delivery without bulbs.



#### ENAMEL/CERAMIC WALL LAMPS

Sheet steel shade, black exterior, white enamel interior, 24 cm Ø. Ceramic wall rosette and enamel arm. Projection 30 cm, Height 11.5 cm. Weight 740 g. Metal socket E 27 (max. 75 W) with ceramic counter ring. Order no. 119050



#### CERAMIC CEILING LIGHTS

Natural white ceramic shade 42 cm Ø, ceramic ceiling rosette with a solid brass shade holder.



The shade is held by three knurled-head screws. Height 10.5 cm. Weight 1.94 kg. Metal socket E 27 (max. 60 W). Order no. 119048



#### ENAMEL/CERAMIC CEILING LIGHTS

Sheet steel shade, black exterior, white enamel interior, 29.5 cm Ø. Height 10.5 cm. Ceramic ceiling rosette 11.5 cm Ø. Weight 680 g Metal socket E 27 (max. 75 W) with ceramic counter ring. Order no. 119049

#### WALL LAMP FROM VENETO

This lamp was first designed 80 years ago. It is particularly popular amongst the rural population of the Veneto region where it is frequently used to illuminate bathroom mirrors. Socket, reflector and clamping ring are ceramic. Reflector 21 cm Ø; projection 18.5 cm. The thread fitting is made of sheet steel. Oval bracket. Weight 800 g. E 27 fitting (max. 100 W). Order no. 152267






**Simple elegance:  
Italian ceramic lamps**

These modestly shaped ceramic lamps from Italy have a simple and straight forward design. They can be used in a range of settings like living rooms, halls and on staircases and provide pleasant, glare-free and indirect lighting.



The light port can be located above, below or to the side depending on the model providing the right solution for your needs. Delivery without bulbs.




**WALL LAMP RECTANGULAR**

These lights are available in three different sizes:

**SMALL**

Height 5 x width 22 x depth 10 cm.  
Weight 660 g. Socket R7s (max. 120 W).

Order no. **182413**



**MEDIUM**

Height 5 x width 35 x depth 10 cm.  
Weight 1 kg. Socket R7s (max. 120 W).


Order no. **182414**



**LARGE**

Height 5 x width 50.5 x depth 10 cm.  
Weight 1.4 kg. Socket R7s (max. 2 x 120 W).

Order no. **182415**



**WALL LAMP RECTANGULAR WITH LIGHT SLIT**

Height 6 x width 15 x depth 18 cm.  
Weight 700 g. Socket G9 (max. 60 W).

Order no. **182417**



**WALL LAMP SQUARE**

Height 21 x width 21 x depth 6.5 cm.  
Weight 1.1 kg. Socket R7s (max. 80 W).

Order no. **182416**



**WALL LAMP RECTANGULAR VERTICAL**

Height 20.5 x width 7 x dept 7 cm.  
Weight 460 g. 2 sockets G9 (max. 2 x 33 W).

Order no. **182418**

**WALL LAMP HALF SHELL  
WITH GLASS BOTTOM**


Height 9 x width 24.5 x depth 12 cm.  
Weight 700 g. Socket E27 (max. 52 W).

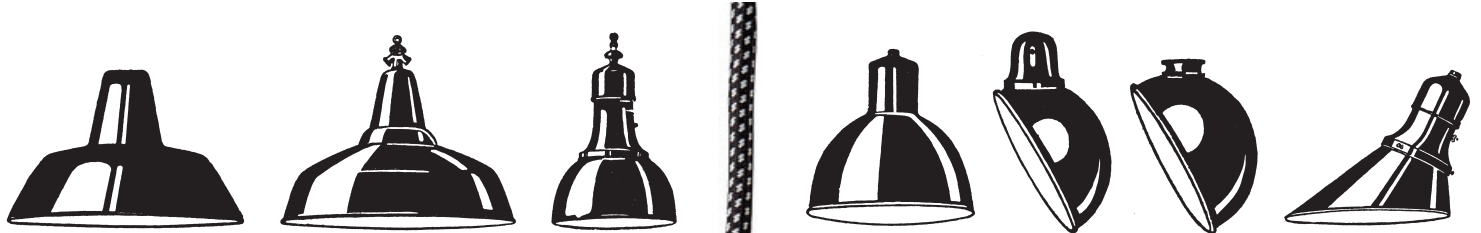
Order no. **182419**

**WALL LAMP HALF SHELL**

Height 15 x width 30.5 x depth 15 cm.  
Weight 1 kg. Socket E27 (max. 52 W).

Order no. **182420**






**Gebrüder Schneider. GICS: Famous Lamps. Truly enameled and "clear as glass".**

This popular type of lamp can be found all over the world. The lamp shades were originally enameled, which means they were coated with colored porcelain glaze on the outside and snow white glaze on the inside. The inner coating improved the lamp's reflective properties, while the outer coating ensured unfading color and made the lamp shades – which were often intended for outside use – completely weather-proof for decades. Almost all manufacturers have now substituted the process of enameling these types of lamps with the significantly more cost-effective process of powder coating. The lamps of this series were originally manufactured by "Gebr. J. & C. Schneider Leuchtenfabrik und Emailierwerk" in Germany – a metal and enameling workshop manufacturing streetlamps since 1876, which started manufacturing this series of lamps under the brand name of GICS at the beginning of the 20th century. Now they are manufacturing this series again at our suggestion and in cooperation with us.

The lamp's reflectors and domes are made from sheet steel enameled in white on the inside and in color on the outside.



Suspended lamps are equipped as follows:  
 – porcelain socket E 27 (max. 100 W),  
 – black varnished metal canopy with strain relief and ceiling suspension bracket,  
 – 1.5 m black and white textile cable.  
 Delivery without bulbs.

**METAL CANOPY**

The canopy can be ordered separately. Black or white sheet steel. Height 5.5 cm, Ø 6 cm, weight 60 g.

**Black**  
**White**

Order no. **100085**  
 Order no. **100086**



**Please note the following important additional information about GICS lights:** Besides the standard lights with porcelain E27 sockets, various designs are available for compact fluorescent lamps, high-pressure lamps, halogen lamps and LEDs with either horizon-

tally or vertically positioned lights and with one or more lamps. Please contact us if the lights need to meet special requirements, i.e. for use in public areas. All lights conform to IP 23 and are suitable for outside use. They are grounded and the area

where the cable enters the light is protected. In addition, the enamel finish protects the surface from weather wear and tear. The lamps are also available in different colours for an additional charge with an order of 50 or more.





**NARROW ANGLE SPOTLIGHT ROUND WHITE**

35 cm Ø. Height 28 cm. Weight 1.6 kg.

Cast metal suspension bracket.

Order no. 100059



**NARROW ANGLE SPOTLIGHT ROUND BLUE-GRAY**

35 cm Ø. Height 28 cm. Weight 1.6 kg.

Cast metal suspension bracket.

Order no. 100060



**NARROW ANGLE SPOTLIGHT BLACK**

35 cm Ø. Height 28 cm. Weight 1.6 kg. Cast

metal suspension bracket. Order no. 100058



**NARROW ANGLE SPOTLIGHT ROUND WHITE**

25 cm Ø. Height 24 cm. Weight 0.7 kg.

Order no. 100056



**NARROW ANGLE SPOTLIGHT ROUND BLACK**

25 cm Ø. Height 24 cm. Weight 0.7 kg.

Order no. 100055



**NARROW ANGLE SPOTLIGHT ROUND BLUE-GRAY**

25 cm Ø. Height 24 cm. Weight 0.7 kg.

Order no. 100057



**NARROW ANGLE SPOTLIGHT ROUND BLACK**  
17 cm Ø. Height 18 cm. Weight 0.6 kg.  
Order no. 100049



**NARROW ANGLE SPOTLIGHT ROUND WHITE**  
17 cm Ø. Height 18 cm. Weight 0.6 kg.  
Order no. 100050



**NARROW ANGLE SPOTLIGHT ROUND  
BLUE-GRAY**  
17 cm Ø. Height 18 cm. Weight 0.6 kg.  
Order no. 100360



**NARROW ANGLE SPOTLIGHT 250 BLACK**  
25 cm Ø. Height 10 cm. Weight 0.6 kg.  
Order no. 100361



**NARROW ANGLE SPOTLIGHT 250 WHITE**  
25 cm Ø. Height 10 cm. Weight 0.6 kg.  
Order no. 100362



**NARROW ANGLE SPOTLIGHT 250 BLUE-GRAY**  
25 cm Ø. Height 10 cm. Weight 0.6 kg.  
Order no. 100363



**SPREAD BEAM LAMP SPOTLIGHT 350 BLACK**  
35 cm Ø. Height 23 cm. Weight 1.4 kg.  
Order no. 100041



**SPREAD BEAM LAMP SPOTLIGHT 400 WHITE**  
40 cm Ø. Height 33 cm. Weight 1.6 kg. Metal link chain 1.5 m.  
Order no. 100045



**SPREAD BEAM LAMP SPOTLIGHT 300 BLUE-GRAY**  
30 cm Ø. Height 20 cm. Weight 1 kg.  
Order no. 100040



**SPREAD BEAM LAMP SPOTLIGHT 350 WHITE**  
35 cm Ø. Height 23 cm. Weight 1.4 kg.  
Order no. 100042



**SPREAD BEAM LAMP SPOTLIGHT 400 BLACK**  
40 cm Ø. Height 33 cm. Weight 1.6 kg. Metal link chain 1.5 m.  
Order no. 100044



**SPREAD BEAM LAMP SPOTLIGHT 300 BLACK**  
30 cm Ø. Height 20 cm. Weight 1 kg.  
Order no. 100038



**SPREAD BEAM LAMP SPOTLIGHT 350 BLUE-GRAY**  
35 cm Ø. Height 23 cm. Weight 1.4 kg.  
Order no. 100043



**SPREAD BEAM LAMP SPOTLIGHT 400 BLUE-GRAY**  
40 cm Ø. Height 33 cm. Weight 1.6 kg. Metal link chain 1.5 m.  
Order no. 100046



**SPREAD BEAM LAMP SPOTLIGHT 300 WHITE**  
30 cm Ø. Height 20 cm. Weight 1 kg.  
Order no. 100039

**Workshop and machine lamps.**

**Now for home use.**

This type of lamp is normally used for workstation lighting at machines and in workshops. The finish is usually correspondingly rough. For use in the basement or garage, we offer a workshop lamp painted in the classic pigeon blue machine colour; for use in the home, we have a lamp with a choice of black or white body and reflector. The latter is available in two sizes as a wall lamp for a thousand and one applications. All models are made of painted steel and equipped with adjustable reflectors. E 27 porcelain socket (max. 60 W). Made in Germany. Delivery without bulbs.

**STEEL WALL LAMP LARGE BLACK**

Reflector 15.5 cm Ø, length 19.5 cm, depth 28.5 cm. Weight 470 g.  
Order no. 182551



**STEEL WALL LAMP LARGE WHITE**

Reflector 15.5 cm Ø, length 19.5 cm, depth 28.5 cm. Weight 470 g. Order no. 182550

**STEEL WALL LAMP LARGE PIGEON BLUE**

Reflector 15.5 cm Ø, length 19.5 cm, depth 28.5 cm. Weight 470 g. Order no. 182552



**STEEL WALL LAMP SMALL BLACK**

Reflector 10 cm Ø, length 11.5 cm, depth 19 cm. Weight 370 g. Order no. 182554

**STEEL WALL LAMP SMALL WHITE**

Reflector 10 cm Ø, length 11.5 cm, depth 19 cm. Weight 370 g.



Order no. 182553





**Construction-site lamps for residential applications.**

These rock-solid lamps have retained the same design for more than 50 years. Up to now, their main areas of application

have been construction sites, workshops and similar locations in which they are used practically day and night. The lamps are conservative in design, aesthetically pleasing and surprisingly inexpensive. The main body of all lamps is made of Duroplast, with a ceramic E 27 (max. 60 W) socket. The shades are made of hand-blown opal glass or pressed glass (the cylindrical lamp's shade). Screw and strain relief with rubber seal. As the lamps are intended for residential applications, we equip them with superior components that are not commonly used, such as a black porcelain canopy Ø 9.5 cm and a black textile cable with a length of 2 m. They make an impressive statement in any hallway, living room or other room around your home. The lamps are available with five different shades. Delivery without bulbs.



From left to right: Order no. 100848, 100849, 100850, 100851, 100852

**PENDANT LAMP, DUROPLAST, PRESSED GLASS, CYLINDER**

The main body is made of Duroplast, the shade of structured pressed glass Ø 10 cm. Total height 27 cm. Weight 1 kg. Porcelain E 27 socket (max. 60 W). IP 20. Order no. **100848**

**PENDANT LAMP, DUROPLAST, OPAL GLASS, SPHERE**

The main body is made of Duroplast, the shade of hand-blown opal glass Ø 14.5 cm. Total height 23.5 cm. Weight 820 g. Porcelain E 27 socket (max. 60 W). IP 20. Order no. **100849**

**PENDANT LAMP, DUROPLAST, OPAL GLASS, CONE**

The main body is made of Duroplast, the shade of hand-blown opal glass Ø 14.5 cm. Total height 23 cm. Weight 1 kg. Porcelain E 27 socket (max. 60 W). IP 20. Order no. **100850**

**PENDANT LAMP, DUROPLAST, OPAL GLASS, DROP**

The main body is made of Duroplast, the shade of hand-blown opal glass Ø 11.5 cm. Total height 23 cm. Weight 970 g. Porcelain E 27 socket (max. 60 W). IP 20. Order no. **100851**


**PENDANT LAMP, DUROPLAST, OPAL GLASS, CURVED CONE**

The main body is made of Duroplast, the shade of hand-blown opal glass Ø 16 cm. Total height 24 cm. Weight 1.1 k g. Porcelain E 27 socket (max. 60 W). IP 20. Order no. **100852**



**Duality of sockets and bulbs.**

The basic idea of these lights designed by Wilhelm Wagenfeld (sockets and bulbs) is to replace the trinity of socket, bulbs and light glass in favour of a duality of socket and bulb (newly designed for this purpose). In the porcelain socket, an ELROYAL bulb of opal glass is screwed in, which is a continuation of the slightly conic form of the socket. The flush-mounting version of the socket was added at a later date (intended



Catalogue extract from the company Lindner from 1966



created in the early 1960s in the context of his then ELDECO lamp family. This included other specially designed lights, which Wagenfeld named ELROYAL, ELCORONA, ELREGENT and ELDEA. The opalescent version of the lighting is fully glare-free and thus ideally suited for mirror and other special lighting. This was a completely new, popular design element used by architects, planners and builders.

for installation in flush-mounting switch boxes). These designs by Wilhelm Wagenfeld were

**ELDECO SOCKET SURFACE MOUNTED**

Porcelain socket for wall mounting. Height 6 cm, diameter 7 cm. Weight 220 g. Socket E27 (max. 40 W). IP20. Bulb not included in delivery.

Order no. 100780



**ELDECO SOCKET FLUSH MOUNTED**

Porcelain socket for flush mounting in switch boxes. Height 2.5 cm, diameter 8 cm. Weight 210 g. Socket E27 (max. 40 W). IP20. Bulb not included in delivery. Bestell-Nr. 100763



**ELROYAL LIGHT**

Opalescent bulb, 61 mm x 110 mm, E27, energy-efficiency class E. 260 lumens, 40-W power consumption. Average service life 1,500 hours. 220-240 volts. Shockproof spiral design.

**Note:** Special light for theatres, stages and mirror lighting. Not suitable for use in home lighting. Shockproof.

Order no. 100874



**LINDNER - ELDECO - LAMPEN**

entworfen von Prof. Wilhelm Wagenfeld sind neue Bauelemente für die Innenraumbeleuchtung.

Jeder Gestalter moderner Leuchten litt bisher unter der scheinbar unwandelbaren äußeren Form der herkömmlichen Glühlampentypen, die — wenn sie nicht beschirmt, also dem menschlichen Auge unmittelbar ausgesetzt waren — keine harmonische Linie mit den anschließenden Kaschierungen der Lampenfassungen zuließen.

Um eine dem Formempfinden unserer Zeit entsprechende fließende, knicklose Linie zwischen Glühlampe und Fassungsträger zu ermöglichen, schuf Prof. Wilhelm Wagenfeld auf Grund langjähriger Erfahrungen als Gestalter vieler richtungweisender Leuchten vier neue Glühlampentypen.

LINDNER-ELDECO-Lampen sind opalisiert und völlig blendungsfrei.



**Georg Becht KG**

Elektro-, Radio-, Motoren-Großhandlung  
61 Darmstadt, Erbacher Straße 51-55  
Telefon 772 24/25 - Schießbach 167

Catalogue extract from the company Lindner from 1963





Simple pedestal lights made of porcelain and thermosetting plastic. Metal socket, E 27 (max. 75 W). IP 20. Delivery without bulbs.

**PORCELAIN WALL MOUNTING**

(Left picture) Three-piece. Tapered form. The holes for the dowles or screws are drilled at a slant. Depth 8.5 cm, 7.5 cm Ø. Weight 220 g.

Order no. 152647



**PORCELAIN CEILING MOUNTING**

(Above picture) Three-piece. Height 6 cm, max. 7.5 cm Ø. Weight 200 g. Order no. 152643



**THERMOSETTING PLASTIC WALL MOUNTING**

Three-piece. Tapered form. The holes for the dowles or screws are drilled at a slant. Depth 8.5 cm, max. 7.5 cm Ø. Weight 70 g. Order no. 153108



**THERMOSETTING PLASTIC CEILING SOCKET**

Three-piece. Height 6 cm, max 7.5 cm Ø. Weight 65 g. Order no. 153109



**PORCELAIN ANGLE MOUNTING**

Designed at the beginning of the 1930's. Three-piece. Depth 7.5 cm. Width 6.5 cm, Height 8 cm. Weight 250 g. Order no. 152645



**Pendant Socket Porcelain Duroplast**


Originally used for workshops and outside lighting (e.g. string of lights), we found these sockets far too attractive and functional not to offer them for other purposes. We have equipped them with light components from our product line and developed two simple, functional lamps for living areas. The pendant socket is produced from the tried-and-tested materials porcelain (socket ring) and duroplast (cover and cable entry point). It enables wiring from both sides and is thus a series connection for multiple lights. Bulb not included in delivery.

**PENDANT LAMPS PORCELAIN DUROPLAST**

(Left picture) Socket E27 (max. 60 W) with hanging steel-wire bracket for dual-wire cables. With 1.5 m of black textile cable and 1.5-m steel link chain. Socket 5.6 cm Ø, height 6.2 cm. Weight 150 g. IP 20. Order no. 100879

**PENDANT LAMPS PORCELAIN DUROPLAST – ENAMELLED STEEL**

(Right picture) Socket E27 (max. 60 W) with hanging steel-wire bracket for dual-wire cable. With enamelled steel reflectors (external: black; internal: white), 26.5 cm Ø. With 1.5 m of black textile cable and 1.5-m steel link chain. Socket 5.6 cm Ø, height 6.2 cm, weight 450 g. IP 20. Order no. 100875





**These ones are here to stay:  
sockets for use on construction sites.**

Up until now, these have been mostly used as on/off lights for construction sites. Now, fitted with porcelain, Bakelite and textile cable instead of plastic and Litz wire, they may be used to illuminate high-ceilinged rooms, lobbies, hallways and offices. We launch this product just in time for the phasing out of conventional bulbs under current legislation. All three models are high-quality sockets: superior lamps made from outstanding, durable materials, in contrast to the plastic lamps intended only for temporary use. We aim at offering powerful lamps in clean and simple design

at reasonable prices. Each light is provided with a 1.5 m textile cable and black or white glazed porcelain canopy 9.5 cm Ø. IP 20. Made in Germany. Delivery without bulbs.

*(from left to right)*

**BAKELITE SOCKET FOR USE ON  
CONSTRUCTION SITES**

Black Bakelite E27 socket. Weight 200 g. With strain relief. Order no. **100636**

**PORCELAIN SOCKET FOR USE ON  
CONSTRUCTION SITES**

White porcelain E27 socket. Weight 300 g. With strain relief. Order no. **100446**

**BAKELITE SOCKET WITH PULL SWITCH FOR  
USE ON CONSTRUCTION SITES**

Black Bakelite E27 socket with pull cord. With strain relief made of chrome-plated brass.

Order no. **100637**

**BAKELITE SOCKET FOR USE ON  
CONSTRUCTION SITES WITH RED CABLE**

Black Bakelite E27 socket. Weight 200 g. With strain relief. Order no. **100813**

**BAKELITE SOCKET WITH PULL SWITCH FOR USE  
ON CONSTRUCTION SITES WITH RED CABLE**

Black Bakelite E27 socket with pull cord. With strain relief made of chrome-plated brass.

Order no. **100812**





**Porcelain and brass:  
Canopies and cord grips.**

White or black glazed porcelain canopy with brass cord grip. Height canopy 5 cm, 9.5 cm Ø. Length cord grip 9 cm. Total weight 150 g. Made in Germany.

**PORCELAIN CANOPY WHITE, CORD GRIP  
POLISHED BRASS**

Porcelain, polished brass      Order no. 100076



**PORCELAIN CANOPY WHITE, CORD GRIP  
CHROMED BRASS**

Porcelain, chromed brass      Order no. 100077



**PORCELAIN CANOPY WHITE, CORD GRIP  
NICKELED BRASS**

Porcelain, nicked brass      Order no. 100078



**PORCELAIN CANOPY BLACK, CORD GRIP  
CHROMED BRASS**

Porcelain, chromed brass      Order no. 100079



**PORCELAIN CANOPY BLACK, CORD GRIP  
NICKELED BRASS**

Porcelain, nicked brass      Order no. 100080




**METAL CANOPY**

Metal canopy with strain relief and ceiling suspension bracket 16 cm. 6 cm Ø. Weight 60 g. Made in Germany.

**Metal canopy black**      Order no. 100085  
**Metal canopy white**      Order no. 100086

**TEXTILE CABLE WITH CARRYING ELEMENT**

Three-wire textile-covered cable (cable cross section 3 x 0.75 mm<sup>2</sup>); complete with carrying element, allowing for acceptance of fittings of up to 15 kg without strain relief. Cables are not suitable for multiple sockets. Length 5 m. Made in Germany.



**Red**      Order no. 100709  
**White**      Order no. 187107  
**Brown**      Order no. 187109  
**Black/White**      Order no. 187110  
**Black**      Order no. 187108



**Cloth-covered cable for wall-mounting**

Running cables along a wall isn't just the most cost-effective way of wiring up a room – it can also have a distinct aesthetic appeal, for example when workspaces and cellars are converted into residential spaces. However, this solution has one obvious disadvantage: today's wall-mounted cables are just so ugly. Though these cables meet regulatory standards, there's no way to prettify them – attempting to hide them in plastic cable covers just makes them even more of an eyesore.



**Black cloth-covered cables for wall-mounting.** We hired a German company to sheath a standard-compliant, halogen free NHXMH cable in a tube of fabric. The cable adds the perfect touch to interiors, even ones with high humidity levels, as well as being flame-retardant.

**THPG WALL-MOUNTED CABLES**

5 x 1,5 mm<sup>2</sup>. Length 10 m. Order no. **100834**  
 5 x 2,5 mm<sup>2</sup>. Length 10 m. Order no. **100294**

**And the cable clamps...**

Matching cable clamps made of black plastic are also available and come in pairs. They can be used to attach cables to walls and route wires; screws for securing the clamps are included.



**THPG CABLE CLAMPS**

Length 3.5 cm, width 1.5 cm, height 2.4 cm, weight 10 g. Smallest pack size: 5 items. Order no. **100825**



**Cable switches and more.**

Without exception, this product range on the market includes mass-production goods of simple design and cheap materials, which cannot be repaired. Our search for an attractive cable switch

made of our materials of choice – Bakelite – was long in vain. Again and again, we found that the industry no longer manufactured such products based on simplifications made to production processes. Even attractive and high-quality lights are unfortunately also produced with inferior components most of the time.

We finally found the traditional, original tools and can once again offer products in their proven quality and design. We are starting with a cable switch, produced in this form since the 1960s. The interior has been produced in this way since the 1930s. More products to follow.

**CABLE SWITCH BAKELITE BLACK**

With regard to its functionality as well as how it looks and feels (it's almost as nice as holding a worry stone), this impeccable and attractive bolted switch is made of black Bakelite casing and has a white installation press button. Equipped with a textile cable, it provides every lamp with a special look and charm.

2A, 250V, 1 pole, equipped with a connection clamp for neutral and ground wiring. Suitable for a triple-wire cable, with strain relief clamps. VDE checked. Length 60 mm, height 23 mm (height including button: 27 mm), width 24 mm. Weight: 40 g. Order no. **100867**

**Solid material and quite stunning. Pleasant to touch and visually engaging**

Operating everyday devices without the use of electrical extension cables and connection leads is rather unimaginable. The visual implications of this mass of cables are well known and often

create a mess in living spaces. Relief is provided by using attractive, high-quality materials, ensuring modern electrical items for numerous fields, worlds apart from the usual mass-produced products. All of the casings are made of Duroplast, the best material for these applications.

All inlet leads use textiles in red and black, length 2.5 m in the basic configuration. It is possible to order textile cables in different lengths (and in different colours depending on the number required). VDE-certified, IP20.



**TRIPLE SOCKET WITH PROTECTIVE EARTH CONNECTION, DUROPLAST BLACK**  
 Textile cable red 2.5 m Order no. **100323**



**TRIPLE SOCKET WITH PROTECTIVE EARTH CONNECTION WITH ANGLED PLUG, DUROPLAST BLACK**  
 Textile cable red 2.5 m Order no. **100457**



**EXTENSION CABLE WITH SOCKET WITH PROTECTIVE EARTH CONNECTION WITH ANGLED PLUG, DUROPLAST BLACK**  
 Textile cable red 2.5 m Order no. **100857**



**TRIPLE SOCKET WITH PROTECTIVE EARTH CONNECTION, DUROPLAST BLACK**  
 Textile cable black 2.5 m Order no. **100339**



**TRIPLE SOCKET WITH PROTECTIVE EARTH CONNECTION WITH ANGLED PLUG, DUROPLAST BLACK**  
 Textile cable black 2.5 m Order no. **100854**



**EXTENSION CABLE WITH SOCKET WITH PROTECTIVE EARTH CONNECTION WITH ANGLED PLUG, DUROPLAST BLACK**  
 Textile cable black 2.5 m Order no. **100855**



**Outside lights:**


**For lighting pathways, houses and gardens.**

The simple and robust, round aluminium light with half shade features a weather-resistant, cast aluminium body and an insert made of sandblasted safety glass. Delivery without bulbs.



**FLAT LIGHT ALUMINIUM NATURAL WITH HALF SHADE**

Aluminium light with half shade with stainless steel hexagon socket screws. 14 cm Ø, projection 7 cm. Weight 850 g. Plug-in base GX53 (max. 6 W). IP 65. Hexagon socket screw key is included. Order no. 100630



**WALL LIGHT BRASS WITH LATTICE**

Brass light with screwed cover (with brass screws). Width 12 cm, height 12 cm, projection 4.5 cm. Weight 800 g. Plug-in base G 9 (max. 25 W). IP 54. Order no. 100628

**WALL LIGHT ALUMINIUM NATURAL WITH LATTICE**

*(Without picture)* Aluminium light with screwed cover (with stainless steel screws). Width 12 cm, height 12 cm, projection 4.5 cm. Weight 300 g. Plug-in base G 9 (max. 25 W). IP 54. Order no. 100629



**WALL LIGHT ALUMINIUM NATURAL**

Aluminium light with screwed cover (with stainless steel screws). Width 12 cm, height 12 cm, projection 4.5 cm. Weight 360 g. Plug-in base G 9 (max. 25 W). IP 54. Order no. 100627

**WALL LIGHT BRASS**

*(Without picture)* Brass light with screwed cover (with brass screws). Width 12 cm, height 12 cm, projection 4.5 cm. Weight 750 g. Plug-in base G 9 (max. 25 W). IP 54. Order no. 100626



**BLOCK LIGHT ALUMINIUM GRAPHITE GRAY**

Aluminium light out of one block, graphite grey powder-coated with stainless steel hexagon socket screws. Width 16 cm, height 8.4 cm, projection 6 cm. Weight 650 g. Plug-in base G 9 (max. 40 W). IP 54. Hexagon socket screw key is included. Order no. 100631



**BLOCK LIGHT ALUMINIUM NATURAL**

Aluminium light out of one block with stainless steel hexagon socket screws. Width 16 cm, height 8.4 cm, projection 6 cm. Weight 650 g. Plug-in base G 9 (max. 40 W). IP 54. Hexagon socket screw key is included. Order no. 100632



Look at your garden in a completely new light. Swedish exterior lighting made from brass and steel.

Too often, even at the better end of the market, when it comes to exterior lighting, it all looks too similar, even a bit boring, one might say – that is – up until now. Here's a brighter, livelier alternative for stand or wall lights, each of which offers a variety of different possible component combinations. The lights come from Sweden and their nautical past is plain for all



to see. The bollard is made from cold drawn steel tubing and the wall arm is cast from brass. Hard to beat when it comes to looks and technology. Both bollard and wall arm can be combined with the fittings listed below to produce a variety of different, endless combinations: in brass or chrome-plated brass, with or without a shade and, with the wall lights, they can be hanging or upright. The endless possibilities are bounded only by your own imagination. Delivery without bulbs.



Plain brass arm wall light with light fitting.



Plain brass arm wall light with light fitting with shade.



Chrome-plated brass arm wall light with light fitting and shade.



Chrome-plated brass wall/base plate with light fitting with shade.



Plain brass wall/base plate with light fitting.



Right:

Bollard 44 cm with chrome-plated brass lighting insert and light fitting.

Far right:

Bollard 90 cm with plain brass lighting insert and light fitting with shade.



**BRASS ARM WALL LIGHT**

For use as a wall light. Wall arm is made from cast brass (plain or chrome-plated) with inner thread for the light fitting to screw into. Suitable as an upright and, when turned 180°, as a hanging light fitting.



Height 4.5 cm, width 13.5 cm, depth 17 cm, weight 1.7 kg. Porcelain socket E 27 (max. 75 W). IP 55. Bulb not included.

Plain brass Order no. **181649**  
 Chrome-plated brass Order no. **181650**

**BRASS WALL/BASE PLATE**

For wall or floor mounted lights. Cast brass plate (plain brass or chrome-plated brass) with female thread. Diameter 11.5 cm, height 6.5 cm, weight 2 kg. Porcelain socket E 27 (max. 75 W). IP 55.



Plain brass Order no. **100023**  
 Chrome-plated brass Order no. **100024**

**BOLLARD LIGHT**

For use as a free-standing stand light. This bollard is available in three heights: 90 cm (3 ft), 60 cm (2 ft) and 44 cm (1.5 ft). It is made of galvanized drawn steel and powder coated black. Base plate comes with four pre-bored holes to enable affixing the bollard to solid ground. The electrical cable (not included in delivery) goes in through the bottom of the bollard.

Bollard 7, 5 cm Ø, Base plate 16 cm Ø, Porcelain socket E 27 (max. 75 W). Together with lighting insert and light fitting IP 55. Bulb not included.

**Bollard 44 cm** Order no. **100027**  
**Bollard 60 cm** Order no. **100026**  
**Bollard 90 cm** Order no. **100025**

**BRASS LIGHTING INSERT**

Cast brass insert for a bollard with female thread for light fittings. Lighting insert 11.5 cm Ø, weight 0.9 kg. Porcelain socket E 27 (max. 75 W).



Plain brass Order no. **100021**  
 Chrome-plated brass Order no. **100022**

**BRASS LIGHT FITTING**

Fitting for the bollard or the wall arm (can be used in the wall arm version as upright or as hanging light fitting). Lattice cage (with threading) made from brass.



Polycarbonate dome. Height 16 cm. 11 cm Ø. Weight 600 g.  
 Plain brass Order no. **181645**  
 Chrome-plated brass Order no. **181646**

**BRASS SHADE**

Brass lamp shade for the hanging brass light fitting. (Not suitable for the upright version.) Height 6 cm, 20 cm Ø. Weight 230 g.



Plain brass Order no. **181653**  
 Chrome-plated brass Order no. **181654**

**BRASS LIGHT FITTING WITH SHADE**

Fitting with fixed shade for the bollard or the wall arm (in the upright version). Lattice cage (with threading) and shade made from brass, light emits from both under



and above the shade. Polycarbonate dome. Height 16 cm. Shade 20 cm Ø. Weight 850 g.  
 Plain brass Order no. **181647**  
 Chrome-plated brass Order no. **181648**



### Screen lights.

These lights are intended for wall installation. The domes beneath the brass ring are made of polycarbonate and are sealed with a rubber ring. Delivery without bulbs.



### BRASS SCREEN LIGHT IP 55 OVAL

The base plate carrying the socket is closed off by a brass ring fastened with two wing bolts. Width 10.3 cm, height 18.8 cm, projection 9.5 cm, weight 0.9 kg. Plastic socket E 14 (max. 40 W). IP 55.

Plain brass

Order no. 100019

Chrome-plated brass

Order no. 100020



### BRASS SCREEN LIGHT IP 55

The light's weight conveys the quality of workmanship. The light's body consists of a solid 5 mm thick base plate and an equally solid screw-on cast brass ring. Its surface has the typically raw texture of cast metal, radiating a special charm when the lamp is lit. Generous use of material ensures a long life-cycle. Its sturdiness makes it resistant to vandalism, as well as weatherproof and maintenance-free. The base plate containing the socket is closed off by a brass ring fastened with three socket screws. Six more of these screws affix the screen to the ring.

Diameter 24.5 cm, projection 14 cm, weight 5.2 kg. Plastic socket E 27 (max. 75 W). IP 55.

Plain brass

Order no. 100013



### BRASS SCREEN LIGHT IP 55 SMALL

A smaller version of the screen light IP 55. The base plate carrying the socket is closed off by a brass ring fastened with three wing bolts.

Diameter 17.6 cm, projection 14 cm, weight 1.5 kg. Plastic socket E 14 (max. 40 W). IP 55.

Plain brass

Order no. 100016

Chrome-plated brass

Order no. 100017



### BRASS SCREEN LIGHT IP 23

This light is a scaled down version of the screen light IP 55. It differs in the material used and in its IP rating. It has a 2 mm thick base plate. The brass ring closing off the base plate is fastened with three wing bolts. Another six wing bolts affix the screen to the ring.

Diameter 24.5 cm, projection 11.5 cm, weight 3.3 kg. Plastic socket E 27 (max. 75 W). IP 23.

Plain brass

Order no. 100014

Chrome-plated brass

Order no. 100015



### Shallow outdoor lights

These outdoor lights are only 5 cm deep and 14 cm in diameter. The weatherproof casing is brass – or aluminium –, the glass is glazed and 10 cm in diameter. Socket G9 (max. 40 W). IP 65. Delivery without bulbs.

#### SHALLOW ALUMINIUM LIGHT

Weight 420 g. Order no. 171645

#### SHALLOW BRASS LIGHT

Weight 990 g. Order no. 171646



### Screen lights made of cast aluminium.


The following applies for the next two lights: made of cast aluminium, inset made of calendared glass. They are intended for surface mounting. Hexagon socket screw key is included. Socket E 27 (max. 60 W). IP 45. Delivery without bulbs.

#### CAST ALUMINIUM SCREEN LIGHT SMALL

Width 11 cm. Length 20 cm. Depth 12 cm. Weight 900 g. Order no. 165250

#### CAST ALUMINIUM SCREEN LIGHT ROUND

Diameter 21 cm. Depth 9.5 cm. Weight 1.1 kg. Order no. 165252



### From Italy.

#### Brass lights for cellar and basement.

These heavy brass lights are made to brighten ship's quarters and other damp rooms. We recommend them for use in cellars and basements. Delivery without bulbs.



#### SMALL BRASS CELLAR LIGHT

Glass shade, height 10.5 cm, length 20 cm, width 13 cm. Socket E 27 (max. 60 W). IP 54. Weight 1.3 kg. Order no. 130748

#### LARGE BRASS CELLAR LIGHT

Glass shade, height 11 cm, length 23 cm, width 16 cm. Socket E 27 (max. 60 W). IP 54. Weight 1.75 kg. Order no. 130749

### DUROPLAST WALL AND CEILING LIGHTING

In the past, thousands of these were used in attics, basements, garages, sheds, etc. for simple, untargeted lighting, even in the living area. This type of light fixture today is often a plain injection-moulding installation. Our model is classic and absolutely solid with a weight of 1.1 kg. Sturdy duroplast casing with a pressed glass cover that is just as solid. We also equip the lights with an additional top-quality porcelain socket and screw relief for the cable. Height 11.5 cm, width 14 cm, length 25 cm. Weight 1.1 kg. Porcelain socket E27 (max. 60 W). IP53. Bulb not included in delivery.



Order no. 100853



Thomas Hoof Produktgesellschaft mbH & Co. KG  
Zeche Waltrop · Hiberniastr. 6 · D-45731 Waltrop · Tel. +49 (0) 2309 / 951-100 · Fax +49 (0) 2309 / 951-150  
info@produktgesellschaft.de · www.produktgesellschaft.de