

Male Infertility

Dr. Mohamed Elsokary

Field terminology

male

infertile

The fertile animals must have.

Normal libido

Mounting - Copulation

fertilization

The infertile animals must have.

impotentia couendi

impotentia eregenti

imptotentia generandi

Impotentia Eregenti (Lack of libido)

Causes

A- Hereditary defects:

- in case of the uni-or bilateral testicular aplasia respectively.
- Bulls with poor libido have significantly more offspring with the same defect than normal bulls e.g. buffalos, Swedish high land breed.

Impotentia Eregenti (Lack of libido)

Causes

B- Environmental stressors:

- sudden changing
- faulty management
- nutritional.
- Overuses
- Mistreatment, abuse-- psychological inhibitions (a particular teaser cow or collection procedure or area)
- Temperature
- androgen deficiency, due a lack of LH from the pituitary gland.

Treatment

- The animal should be **discarded** if
- **Over fattened** animals give exercise beside balanced ration.
- **Emaciated animals** of feeding and anthelmintic drug.
- **In overused bulls**, a sexual rest for two weeks
- Treatment of any systemic diseases.
- Bulls given extra-attention (daily brushing and grooming)
- Since bulls with **psychological inhibition** ---changes.

treatment

- A.I. reach a peak at 2 to 4 years of age then is gradually declined.
- **hormonal imbalance**, the following therapy can be utilized:
- **Chorionic gonadotrophin (LH)** 5000-1000 i.u. for bulls and stallions in 2-3 doses with 4-7 days intervals.
- **Testosterone** 100-500 mg for bulls and stallions stimulate sexual desire.

Impotentia coeundi

- It means inability of the male to perform actual mounting and copulation, though the sexual desire of the animal seems to be normal or slightly reduced

- Causes

- locomotor system

the penis and prepuce.

Other causes

Locomotor system

Hoove , tendon, joint, ligament, muscle, nerve, bone

Will lead to pain sensation

EX: Inflammation of the stifle joint, gonitis, is the commonest of the joint affections that prevent copulation in bulls. It usually results from breeding on a slippery floor or the use of big sized teaser.

Treatment

- Depend on the degree of prognosis
- If prognosis is bad ...slaughtering
- If prognosis is good, sexual rest for two weeks with general tonics and balanced ration.

Other cases for inability to copulate:

- Umbilical hernia.
- Urinary calculi.
- Traumatic pericarditis or gastritis.
- Abscess in the liver of kidney.
- Osteomalacia.
- Seminal vesiculitis.
- Urolithiasis.

Affections of the penis and prepuce:

**These affections may result in failure to achieve
intromission and or proper ejaculation**

Persistent of the frenulum

Inability to protrude the penis

Phymosis and paraphymosis

Penile deviation

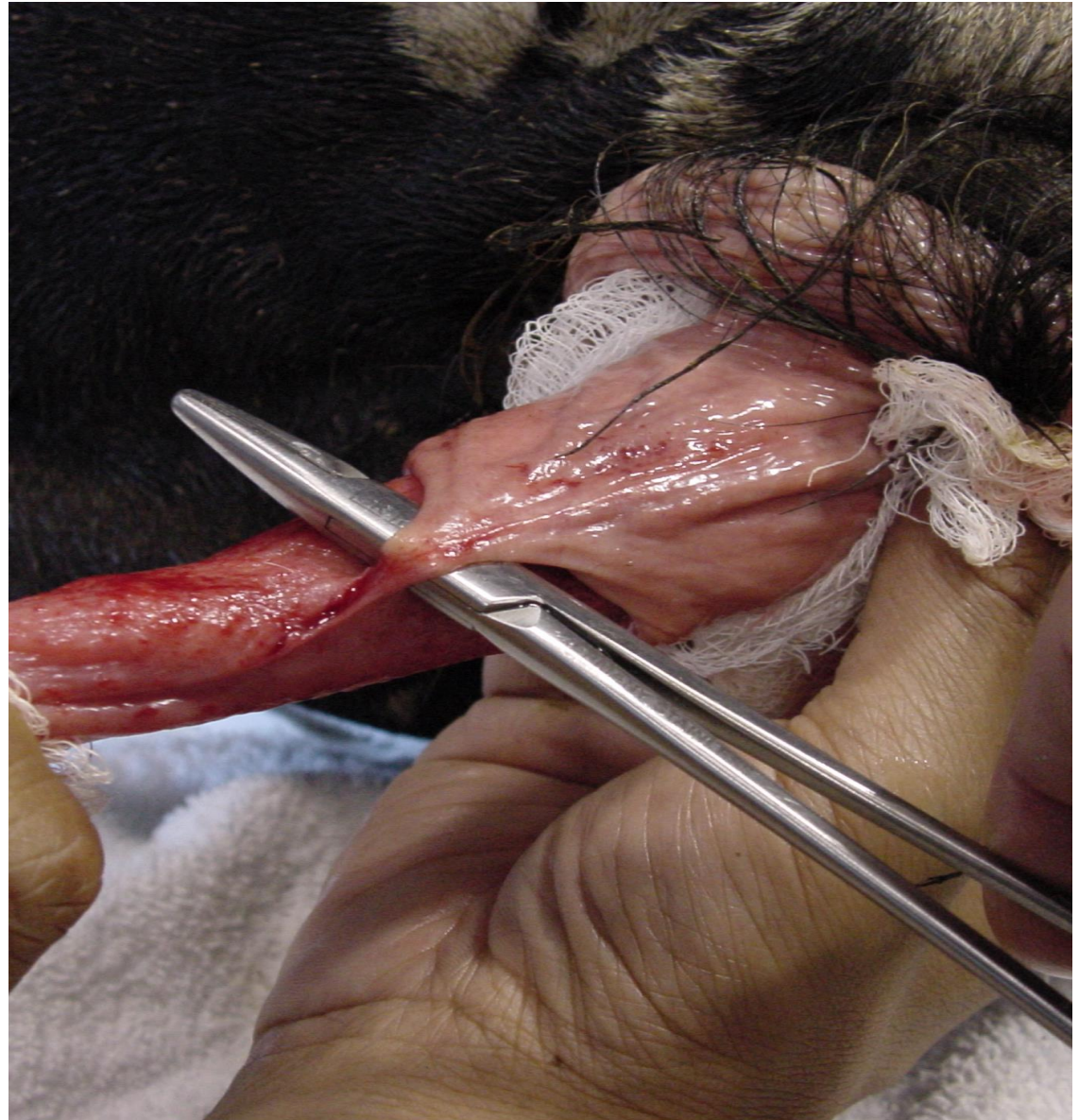
inflammation

Ruptured, fractured or broken penis

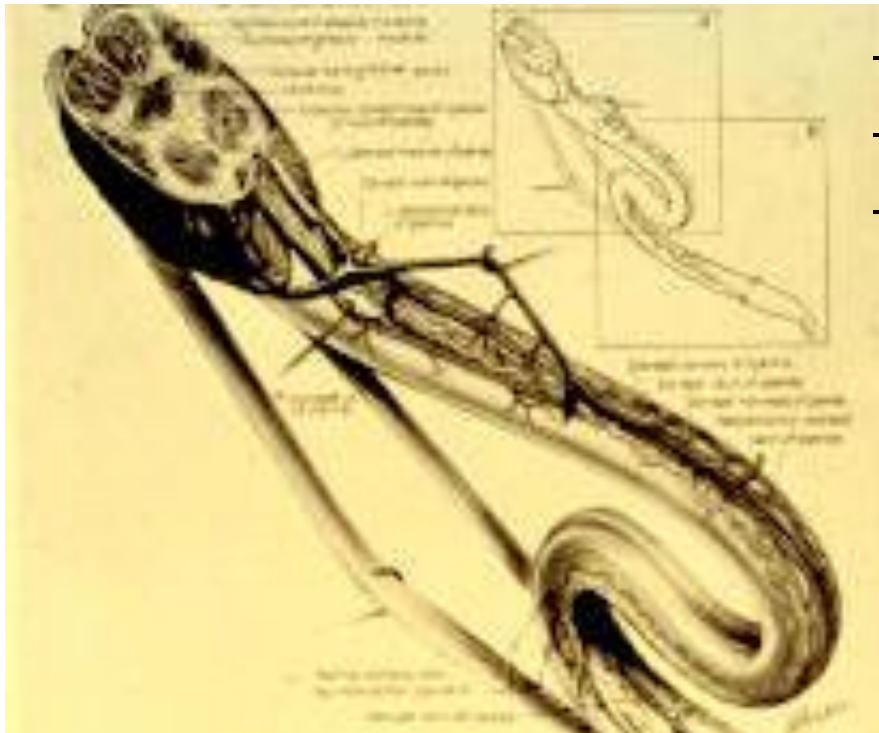
Tumors of the glans penis

Injury to preputial mucosa

- The frenulum usually separates by 32 weeks.
- The band on ventral aspect from the penis to the prepuce persists.
- The ligament can be cut and ligated, but it is recommended against breeding these animals.



Inability to protrude the penis



- penis or sigmoid flexure.
- retractor penis ms
- -Psychogenic.

pudendal nerve blocking is allowed by anesthesia or injection of a tranquilizer in a dose of 1.5-2.-mg/kg body weight

Phymosis and paraphymosis

- Inability of protrusion
- Inability of retraction

- Acute or chronic inflammation
- Heamatoma
- tumer

Penile deviation

- **spiral or corkscrew** –
- the most common deviation observed
- - occurs in bulls between 2 ½ and 5 years of age.
- dorsal apical ligament slipping off to the left hand side of the penis **resulting in a counter clockwise spiral**



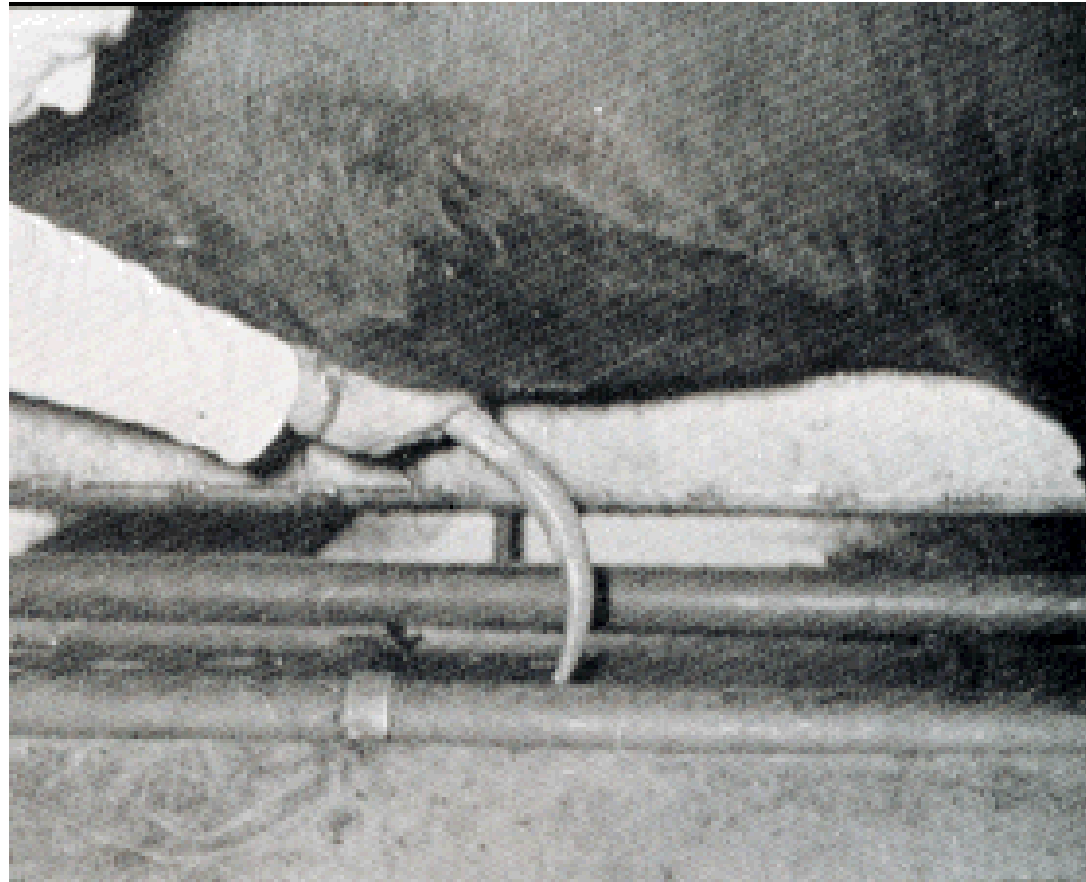
ventral or rainbow deviation

- occurs when the **ligament is thin and stretched** to the point that it is incapable of holding up the distal portion



S-shaped deviation

- The apical ligament is sufficient in strength but **insufficient in length**, and the S-shape results during erection



lateral deviations

- occur secondary to trauma of the penis or prepuce - scars or adhesions of the elastic tissue pulls the penis to one side



Inflammation of penis and prepuce:

- Inflammation of the penis (balanitis)
- the prepuce (posthitis),
- the glans penis and preputial orifice (balanoposthitis)

causes

- Bacterial or viral infection e.g. IBR.
- Mechanical injury due to trauma.
- Chemical irritation during preputial washing.

- In adhesion may develop between the penis and prepuce resulting in phimosis.

Treatment

- Douching of the preputial cavity with 120-150 ml of a mild warm aqueous or oily antiseptic solution like **acriflavin** 1/1000.
- Repeating the treatment a very 2-3 days.
- Sexual rest with balanced ration.
- Discarding from breeding in a case of adhesion.

Ruptured, fractured or broken penis or heamatoma

- vigorous capulatory thrusting before intromission. Or cow go under bull weight lead to
- Penile hematoma results from a tear of the tunica albuginea into the CCP.
- first a prolapsed prepuce
- physical exam ---presence of a large swelling immediately cranial to the scrotum.





Treatment

- Medical - spontaneous recovery occurs in >50% of the cases given 90 days sexual rest -
 - therapy includes parenteral **antibiotics** (1 week),
 - **warm local hydrotherapy** (2-3 weeks), and
 - sexual rest for 60-90 days.
- Surgical -
 - should be performed between 5 and 10 days post-trauma,
 - surgical repair probably reduces the incidence of complications.
 - Antibiotics in oily suspension or ointment are applied to the affected area

Tumors of the glans penis

- Fibropapilloma of viral origin are frequently noted on the glans penis of two-year old bulls..
- Penile transmissible venereal tumours occurs in dogs.
- squamous cell carcinoma of the penis in horse
- surgical extirpation or vaccination with a tissue vaccine

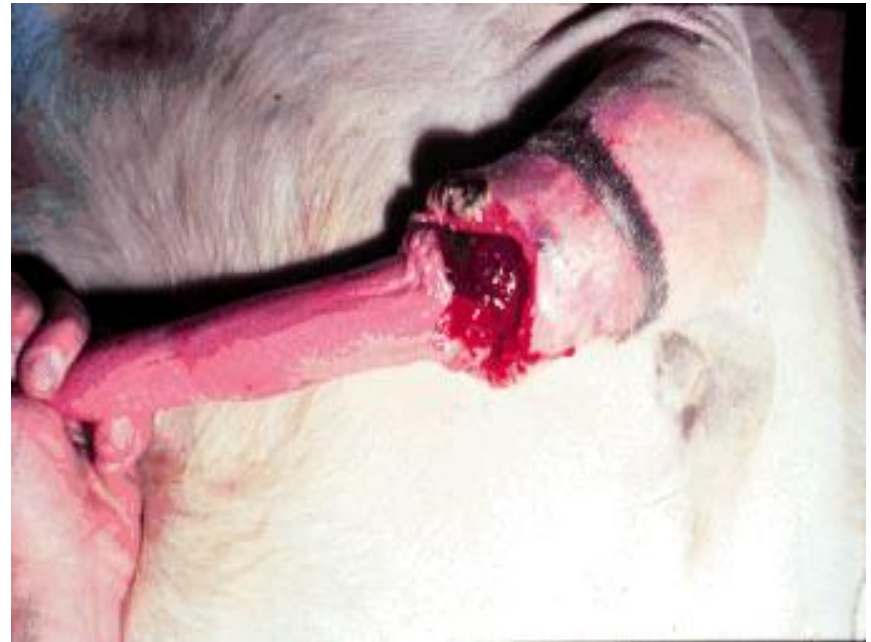


Preputial avulsion

If the AV is too tight, a transverse or oblique laceration may occur at the dorsum of the preputial ring

These injuries should be sutured immediately using 2-0 vicryl in an interrupted pattern.

Allow 60-90 days of sexual rest.







ا.د. عبد السلام العزب





Wish

