



Australian  
National  
University

# Ready for ANU: Domestic

ANU Library Academic Skills



Australian  
National  
University

The Australian National University acknowledges, celebrates and pays our respects to the Ngunnawal and Ngambri people of the Canberra region and to all First Nations Australians on whose traditional lands we meet and work, and whose cultures are among the oldest continuing cultures in human history.

# Get ready for change

This session aims to:

- Help identify the hidden differences, what is new and why
- Work out the scholarly practices that you will need to enhance to succeed
- Help you consider how you can adapt your past practices to ANU

# Welcome to ANU!

Introduce yourself:

Where are you from and what are you studying?

Where are you coming from? (school, work, gap year?)

What are you most excited about? What are you most worried about?



# Transition phases



1. "Honeymoon" or "tourist" phase

2. Crisis or shock phase

3. Adjustment, reorientation and gradual recovery phase

4. Adaptation, resolution or acculturation phase

Cultural practices that we see – explicit

Academic practices that we see – explicit

Cultural practices that are hidden – implicit

Academic practices that are hidden – implicit

Food

Due dates

Grades Dress

Course requirements Language

Class attendance

Manners

Speaking up in class

Treatment of guests

Courtship practices

Writing style

Acknowledging sources

Seeking help

What to call the professor

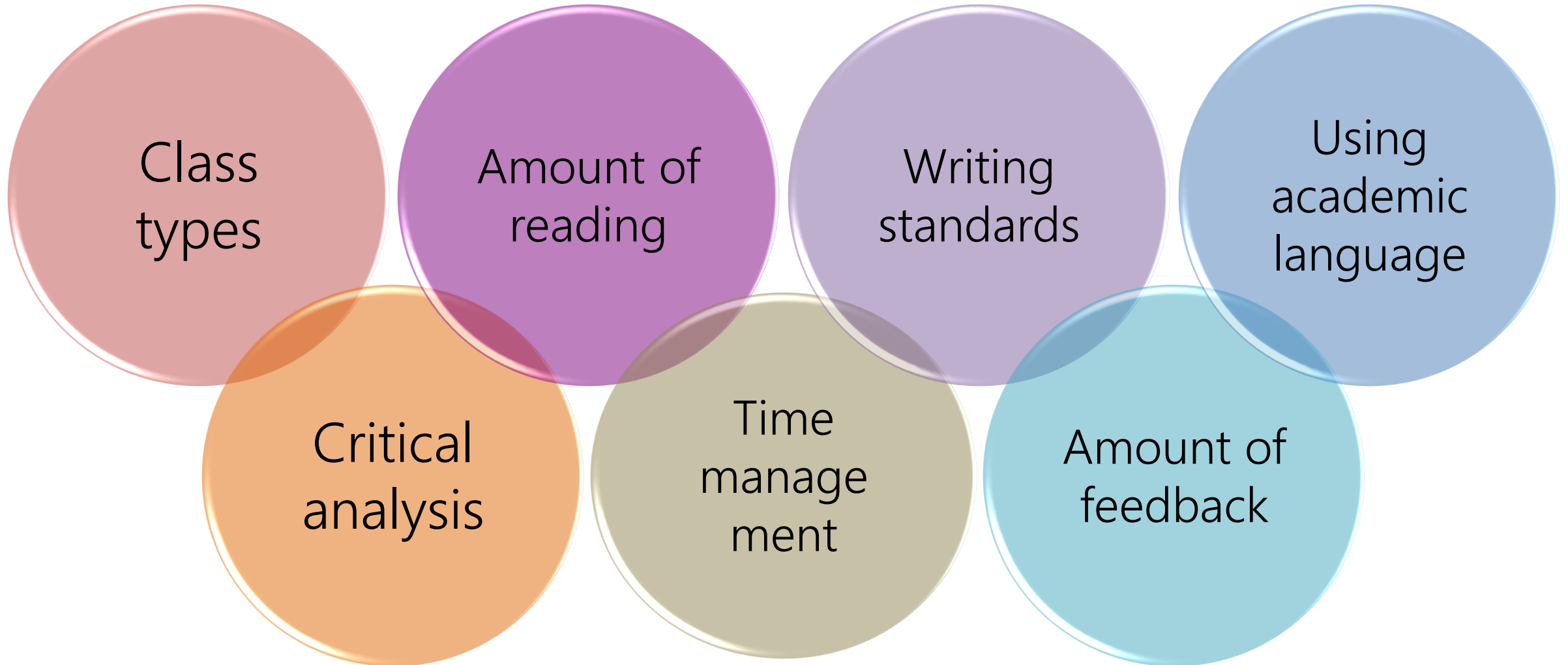
Body language

Helping friends with their work

# Adapting and transitioning



# What challenges lie ahead for you?





# What else?

- Are there any other challenges you are concerned about?

What tools and strategies can  
you use to ~~survive~~  
your first semester?

*thrive in*

# Class types (on campus / online)

## Lectures

- For delivering core content
- Used in all disciplines

## Laboratories

- For testing and experimenting
- Used in science, computer science, languages, engineering

## Workshops/Seminars

- Combination of lecture/tutorial
- Used in a number of disciplines

## Tutorials

- For discussing core concepts
- Used mostly in humanities / social sciences

# Participating in class

- Find out which classes have compulsory participation
- Take active lecture notes
- Prepare for tutorials: ask yourself questions while doing the readings
- Write down your questions and responses you can share in class

# Develop time management strategies

**ANU SEMESTER PLANNER**

Course	Weeks	1	2	3	4	5	6	7	8	9	10	11	12	Exam	Exam	Exam
1514	GROUP PRESENTATION															
730	ESSAY 1															
	ESSAY 2															
	TAKE HOME EXAM															
105	PROPOSAL															
209	RESEARCH PAPER															
	QUIZZES															
105	DOC EVALUATIONS															
209	ESSAY															
	EXAM															
104	TESTS 1-4															
203	QUIZZES 1-4															
	INSTRUCTOR TASK															
	ORAL EXAM															



	Monday	Tuesday	Wednesday	Thursday	Friday	Saturday	Sunday
7:00 AM							
7:30 AM							
8:00 AM							
8:30 AM							
9:00 AM	Course 1 lecture	Study	Study	Work	Study		
9:30 AM							
10:00 AM					Course 4 tutorial	Study	
10:30 AM							
11:00 AM	Study	Course 2 tutorial					
11:30 AM					Lunch	Lunch	Lunch
12:00 PM	Lunch	Lunch	Lunch	Lunch			
12:30 PM							
1:00 PM	Study	Course 3 tutorial/lab	Study	Study	Study	Study	Work
1:30 PM							
2:00 PM							
2:30 PM							
3:00 PM	Course 2 lecture	Study		Course 1 tutorial			
3:30 PM							
4:00 PM		Course 3 lecture	Course 4 lecture				
4:30 PM				Study		Hobby	
5:00 PM	Course 3 lecture	Study					
5:30 PM							
6:00 PM	Dinner	Dinner	Dinner	Dinner	Work	Dinner	Dinner
6:30 PM							
7:00 PM							
7:30 PM			Sport				
8:00 PM	Study	Study					
8:30 PM							
9:00 PM							
9:30 PM							



**TO DAY**

- \* Summarise ECON lecture
- \* Practice for STAT quiz
- \* Prepare for STAT assignment 1
- \* Perform calculations for BUSB report
- \* Revise for ECON tute test

Big picture planning

Weekly routine

Break down the tasks

Plan out your semester and develop a weekly routine.

## Suggested strategies

- Use a semester planner
- For each assessment, break down the task and reflect on how much time you need to complete each task
- Develop good habits that incorporate enough time for editing your work
- Go to our Managing your Time workshop

Course		Weeks	1	2	3	4	5	6	Break	Break	7	8	9	10	11	12	Exam	Exam	Exam	
		Tasks																		
		%																		
ASIA 1030	GROUP PRESENTATION	10%																		
	ESSAY 1	20%																		
	ESSAY 2	30%																		
	TAKE HOME Exam	30%																		
POLS 1009	PROPOSAL	30%																		
	RESEARCH PAPER	40%																		
	QUIZZES	20%																		
HIST 1209	DOC EVALUATION	15%																		
	ESSAY	35%																		
	EXAM	40%																		
INDN 1003	TESTS x4	30%																		
	QUIZZES x4	10%																		
	INSTRUCTOR TASK	10%																		
	ORAL EXAMS x2	20%																		

**Academic Skills**  
anu.edu.au/students/learning-development  
academic.skills@anu.edu.au  
+61 2 6125 2972

**Counselling**  
anu.edu.au/students/health-safety-wellbeing/counselling  
counselling\_centre@anu.edu.au  
+61 2 6178 0455

**Access & Inclusion**  
anu.edu.au/students/health-safety-wellbeing/access-inclusion  
access.inclusion@anu.edu.au  
+61 2 6125 5036

**Careers**  
anu.edu.au/students/careers-opportunities/careers  
careers@anu.edu.au  
+61 2 6125 3553

**Medical Services**  
anu.edu.au/students/contacts/medical-services  
Make an appointment: msvc.coop@anu  
+61 2 6178 0400

**Dean of Students**  
anu.edu.au/students/contacts/dean-of-students  
dean\_students@anu.edu.au  
+61 2 6125 4184

**ANUSA**  
anusa.com.au  
anusa.adm@anu.edu.au  
+61 2 6125 2444

**PARSA**  
parsa.anu.edu.au  
parsa@anu.edu.au  
+61 2 6125 4187

**Emergency: 000**  
**ANU Security** +61 2 6125 2249



# Develop research strategies



# Develop research strategies

- Use ANU Library SuperSearch and Google Scholar
- Attend our Finding and Using Sources workshop
- Check out the online resources on the Library and the Academic Skills websites

<b>SuperSearch</b>	Catalogue search	Full text e-journals
--------------------	------------------	----------------------


[advanced SuperSearch »](#)  
[about SuperSearch »](#)

Google Scholar

Articles  Case law

Stand on the shoulders of giants

# Develop reading and note-taking strategies





# Develop reading strategies

- You won't have time to read everything
- First, identify questions
  - Tutorial questions
  - Task questions
- Next, skim to find the answers to your questions
- Then do focused reading
- Attend our Reading and Note-taking Strategies workshop
- Review our online resources on how to manage the reading

**PURPOSE**  
Why am I reading this?

**1. Search**

**2. Skim**

**3. Select**

**4. Study**

# Note taking and using sources

- Develop a note-taking strategy
- Be critical and efficient
- Go to our Finding and Using Sources workshop

## Cue column – your ideas

- What do I already know?
- How does the text answer my questions?
- What do I need to find out next?

## Notes column – authors' key points

Aim

- What are the author/s aims?
- What is the research question?

Argument

- What is/are the author/s arguing?
- What is their answer to the question?

Main points

- What points support their argument?
- What are their main reasons?

Evidence

- What evidence have they used to support their argument?

Summarise how the argument and ideas apply to your essay

# Develop referencing skills

Author/s name/s



Year



Title of article



Wolfe, K, Wu, X & Lui, R 2003, 'Antioxidant activity of apple peels',  
*Journal of Agricultural and Food Chemistry*, vol. 51, no. 3, pp. 609-614.



Journal title



Volume



Issue



Page numbers

# Develop referencing skills

- Find out what style you need to use
- Use a reputable referencing guide (eg: Monash)
- Use the Turnitin Practice site
- Review our Academic Integrity and Referencing webpages
- Go to our Referencing and Academic Integrity workshop

Chicago-style sources come in two varieties: (1) notes and bibliography and (2) author-date. If you already know which system to use, follow one of the links above to see sample citations for a variety of common sources. If you are unsure about which system to use, read on.

**Notes and Bibliography or Author-Date?**

- Enrol in the Turnitin Practice site
- Leave time to check your report
- Check your quotes, paraphrases and citations

## Academic Skills Turnitin practice site - Semester 1, 2023



Courses / The Australian National University (ANU) / Academic Skills / Full Year 2023 / ASTPS\_Sem1\_2023

Course Settings Participants Grades Reports More ▾

▾ General

Collapse all

### Turnitin practice site

Upload your drafts

Learn about your originality report



# Academic Integrity Modules (via Wattle)

## Academic Integrity 2023

[Courses](#) / [The Australian National University \(ANU\)](#) / [ANU Community Sites](#) / [academic\\_integrity\\_2023](#)

[Course](#)   [Participants](#)   [Grades](#)



[Collapse all](#)



# Develop academic writing skills



Academic writing is at its heart a  
persuasive genre.



Academic writing requires the writer to communicate a well reasoned and evidenced argument.

# Our academic culture is a writer responsible culture...



We want to know the end of your argument at the start

Be reminded of it all the way through

And for you to end with it too!

# Develop academic writing skills

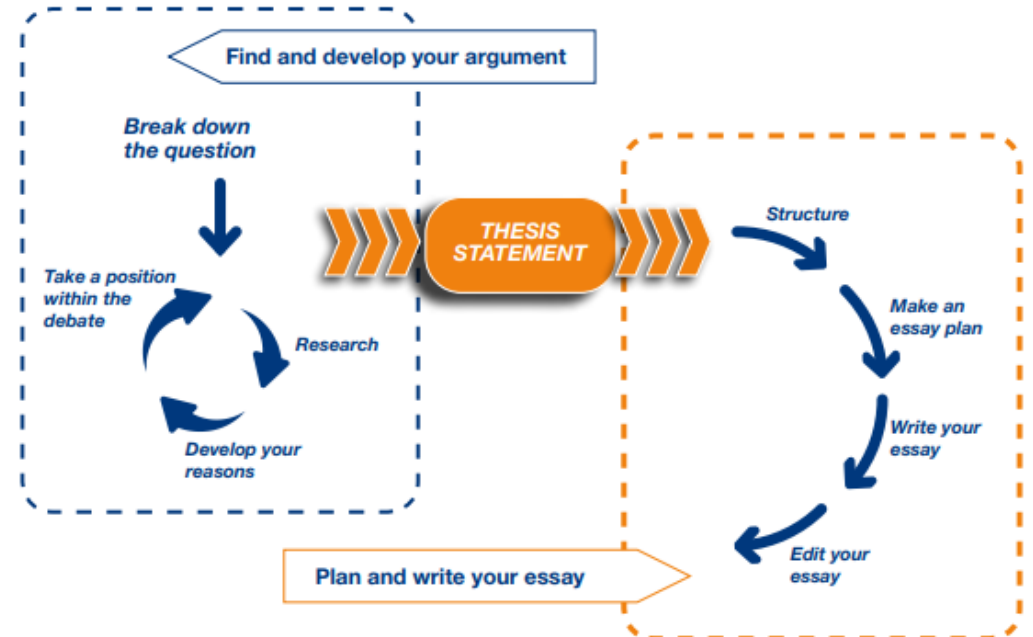
- Familiarise yourself with persuasive writing techniques
  1. Clear argument statement
  2. Signposting of reasons
  3. Topic sentences that develop line of argument
- Come to see us to get feedback at any stage in your writing process
- See our resources on Essay Writing
- Join our Writing for University workshop

Academic essay writing is persuasive. You are expected to take a position and present an argument in order to convince the reader of your views. Arguing for a position goes beyond simple description or the presentation of a series of facts. It means understanding the question, engaging with the debate and using evidence critically.

This booklet provides strategies you can use to help refine, structure and present your position and argument throughout a written essay. The following diagram outlines the essay writing process as it is presented in this booklet.

The principles of persuasive writing presented here apply to most forms of academic writing and can be adapted to all disciplines.

**A position refers to taking a stance on a question or an issue. An argument is a list of reasons, supported by evidence, that are used to persuade readers of that position.**



Which skills will you need to develop the most?

Have a chat at your tables.

# Get to know your fellow students



Be proactive – seek help early.

There is plenty of support available; you are not alone in your journey!

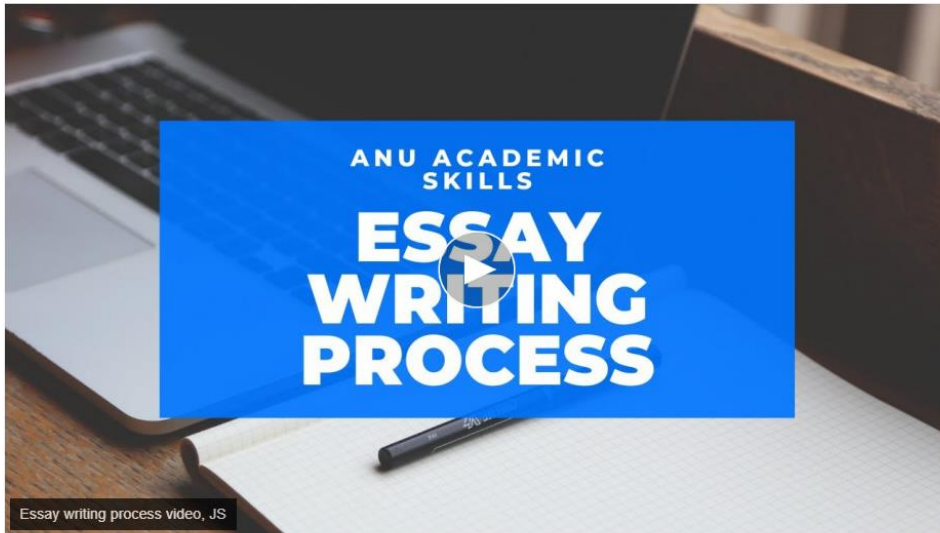
# Ask for help!

- Lecturer and tutor office hours
- Form study groups
- Academic Skills
- ANU Counselling
- Access and Inclusion

# Want to view Academic Skills videos?

- If you have access to YouTube
- Browse the site: [www.anu.edu.au/academicskills](http://www.anu.edu.au/academicskills)
- If you don't have access to YouTube
- In Wattle, self-enrol in *Academic Skills Orientation 2023*

## Essay writing



At university, you will come across many different kinds of essay questions. The one thing to remember, no matter the question, is that academic essay writing is persuasive. This means that you are expected to take a position and present an argument in order to convince the reader of your views.

Arguing for a position goes beyond simple description or the presentation of a series of facts. It means understanding

“ A position refers to taking a stance on a

### ESSAY WRITING

- » Find your argument
- » Develop your argument
- » Plan your essay
- » Write your essay
- » Polish your essay

## Academic Skills Orientation 2023

Course Settings Participants Grades Reports More ▾

▾ Welcome to ANU!

Collapse all

## ANU Library Academic Skills

LEARNING ADVISERS  
WRITING COACHES  
PEER WRITERS  
DIGITAL LITERACY  
TRAINERS




### What is ANU Academic Skills?

Academic Skills is a team of experienced advisers at the Australian National University (ANU), who are here to help you throughout your studies. We offer free training, resources and advice for ANU students to support your academic skills development.



# Individual consults to support your academic writing and research skills




## LEARNING ADVISERS

- 45 minute booked consults for research and coursework students
- Face-to-face, online via Zoom, or written feedback
- Available throughout the year



## WRITING COACHES

- 30 minute booked consults for coursework students
- Face-to-face, online via Zoom, or written feedback
- Available during semester



## PEER WRITERS

- Receive academic advice from a fellow student
- 10-15 minute drop-ins
- At Chifley Library or online via Zoom
- Available Mon-Fri during semester 12-3pm



## DIGITAL LITERACY TRAINERS

- Receive support for your thesis formatting, EndNote and subject-specialist research
- 30 or 60 minute booked consults on Zoom
- Available throughout the year