



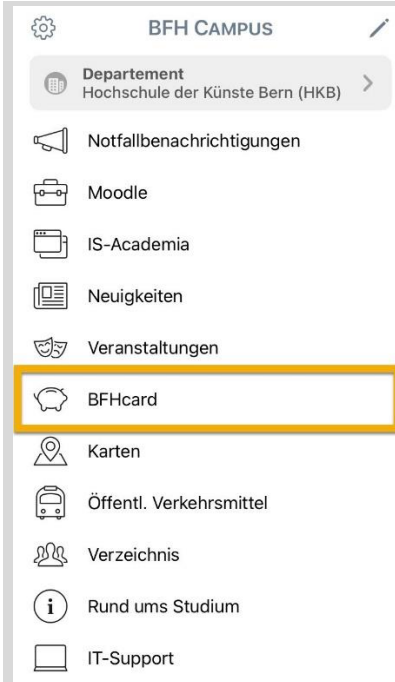
Instructions

How to reclaim remaining credit on your BFHcard via the BFH Campus APP

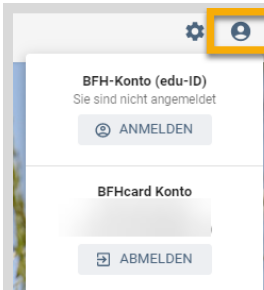
Install the [BFH Campus App](#) on your smartphone and open it.

Then select "BFHcard".

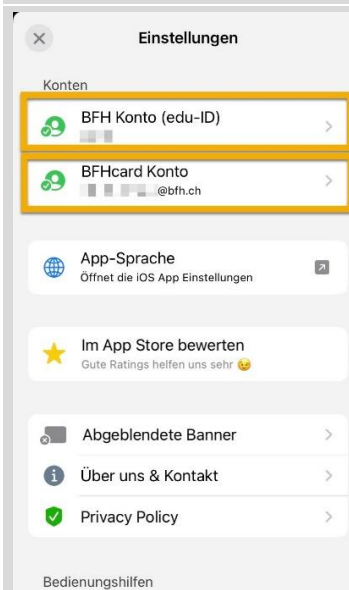
The BFHcard only appears if you log in with your [BFH account \(edu-ID\)](#). On mobile devices the login is done via settings (cogwheel).



On the Campus App via Browser, the logins for the BFHcard and the edu-ID are located in the upper right corner by the person icon (click to open).



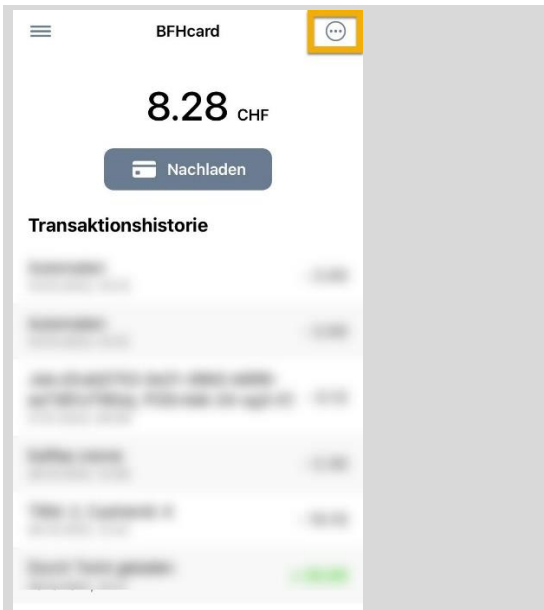
In order to make a withdrawal, it is also necessary to log in to the BFHcard account: [Instructions registration BFHcard account \(see step 3\)](#).



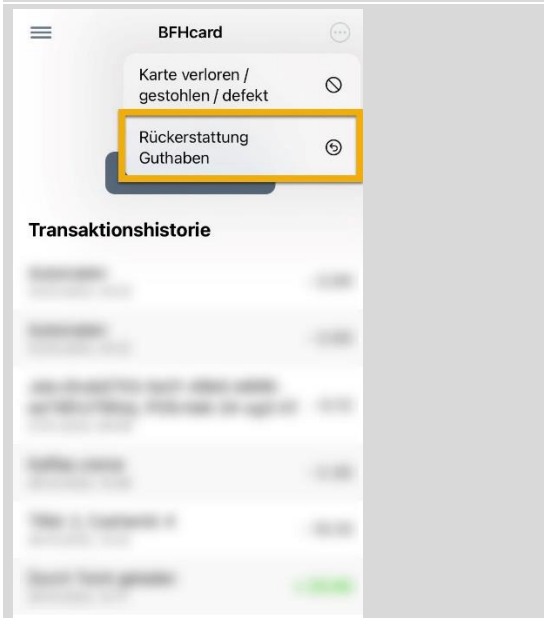


After logging in, the remaining credit on your BFHcard will be displayed.

Click on the vertical dots at the top right to open the selection window.



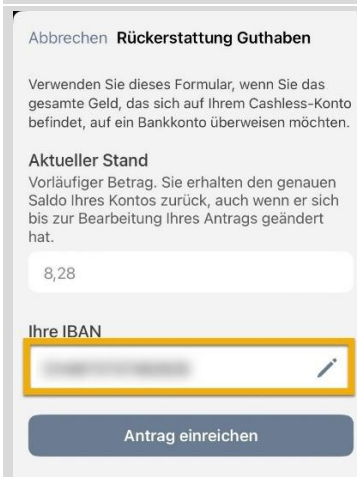
Select "Retrieve Account Funds".



Enter your IBAN and click on "Submit Request".

Please enter the IBAN without spaces, otherwise an error message will appear.

If no error message is displayed, the request is considered to have been submitted. The credit is usually transferred within 14 days.





Abbrechen **Rückerstattung Guthaben**

Verwenden Sie dieses Formular, wenn Sie das gesamte Geld, das sich auf Ihrem Cashless-Konto befindet, auf ein Bankkonto überweisen möchten.

Aktueller Stand
Vorläufiger Betrag. Sie erhalten den genauen Saldo Ihres Kontos zurück, auch wenn er sich bis zur Bearbeitung Ihres Antrags geändert hat.

8,28

Ihre IBAN

Sind Sie sicher, dass Sie eine vollständige Rückerstattung Ihres Kontos wünschen? Die Bearbeitung Ihres Antrags kann ein paar Tage dauern.

Antrag einreichen

Abbrechen

Contact
CC CWS
campusapp@bfh.ch
28.04.2023/ bam9