



**SM Motorenteile GmbH**

**Asperg / Stuttgart / Germany**

**phone : +49 / (0)7141 / 2047-0**

**fax : +49 / (0)7141 / 2047-16**

**e-mail : [info@sm-original-germany.com](mailto:info@sm-original-germany.com)**

**<http://www.sm-original-germany.com>**

**Alleenstr. 70 / D-71679 Asperg**



# SM Motorenteile

**Don't be irritated.  
Don't buy imitated.**

**The QR-code on our label is for your safety.  
This is how you check the authenticity of  
your SM product:**

Le code QR sur l'étiquette sert à votre  
sécurité. Voici comment vous pouvez vérifier  
l'authenticité de votre produit SM:

El código QR en la etiqueta sirve para su  
seguridad. Así puede verificar la autenticidad  
de su producto SM:

QR-код на этикетке служит для вашей  
безопасности. Как проверить подлинность  
Ваших деталей SM:

الرمز QR علي الملصق هو لحمايتك  
بهذه الطريقة تستطيع ان تتحقق بان قطع الغيار التي  
لديك هي القطع الاصلية .



**1 Download a QR code reader  
on your smartphone.**

Téléchargez un lecteur de code  
QR sur votre smartphone.

Baje un lector de código QR  
en su smartphone.

Загрузите на Ваш смартфон приложение  
для сканирования QR-кода.

قم بتنزيل قارئ الرمز QR علي الهاتف  
الذكي الخاص بك.



**2 Scan the QR code under the red  
16-digit number on the label.**

Scannez le code QR en dessous du  
numéro rouge sur l'étiquette.

Lea el código QR debajo del  
número rojo en la etiqueta.

Отсканируйте QR-код под красным  
номером на этикетке.

قم بمسح الرمز QR الموجود تحت الرقم  
الاحمر و المكون من 16 خانة.



**3 The authenticity will be  
checked automatically.**

L'Authenticité sera  
automatiquement vérifiée.

La autenticidad se verifica  
automaticamente.

Подлинность проверяется  
автоматически.

سيتم فحص قطعة الغيار تلقائيا ليتبين  
اذا كانت اصلية ام لا.

**SM MOTORENTEILE GMBH**

Alleenstraße 70 · 71679 Asperg · Germany · Phone +49 7141 2047-0 · Fax +49 7141 2047-16  
info@sm-original-germany.com · www.sm-original-germany.com



# SM Motorenteile

**Don't be irritated.  
Don't buy imitated.**

**The anti-counterfeit label on the box is for your safety. This is how you check the authenticity of your SM product:**

L'Étiquette infalsifiable sur l'emballage sert à votre sécurité. Voici comment vous pouvez vérifier l'authenticité de votre produit SM:

La etiqueta infalsificable en el embalaje sirve para su seguridad. Así puede verificar la autenticidad de su producto SM:

Защищённая от подделки этикетка на упаковке служит для Вашей безопасности. Как проверить подлинность Ваших деталей SM:

اللاصق المضاد للتزوير الموجود على علبة التعبئة هو لحمايتك . تلك الطريقة التي تتحقق بها من ان منتج SM.هل هو الاصيلي أم لا

**Each box has a hologram on the label and below a red 16-digit code.**

Chaque emballage est muni d'une étiquette hologramme et d'un code de 16 chiffres en dessous.

Cada embalaje tiene una etiqueta con holograma y con un código rojo de 16 dígitos debajo.

Каждая упаковка имеет этикетку с голограммой, под которой указан 16-значный код.

كل علبة تعبئه عليها ملصق هولوجرام موجود تحت الرقم الاحمر المكون من 16 خانة.

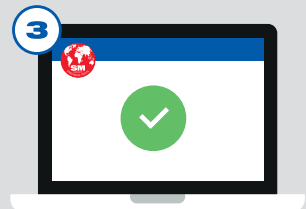
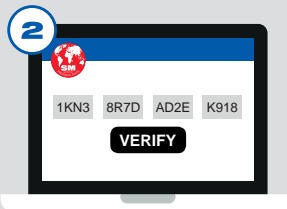
**Enter this code at [www.sm-verify.com](http://www.sm-verify.com) and your SM product will be verified for authenticity.**

Veillez entrer ce code dans le site web [www.sm-verify.com](http://www.sm-verify.com) afin de vérifier l'authenticité de votre produit SM.

Introduzca este código en la página web [www.sm-verify.com](http://www.sm-verify.com) para verificar la autenticidad de su producto SM.

Введите этот код на сайте [www.sm-verify.com](http://www.sm-verify.com) и проверьте подлинность Вашей детали SM.

www.sm-verify.com ادخل الرمز في SMوسيتم التحقق من صحة منتج



[www.sm-verify.com](http://www.sm-verify.com)



Don't be irritated



Don't buy imitated

Imitation secured packing supplied by us for all products.



Simply to be checked with a lens key from us.

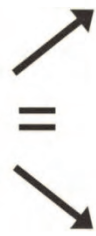


Product box

+



Lens key



Visible text: ORIGINAL - SM



Visible text: O/E SUPPLIER SINCE 1973

Ask your dealer or importer !

www.sm-original-germany.com

**KOLBEN / KOLBENRINGE / ZYLINDER-BUCHSEN / ASSEMBLIES**

**PISTONS / PISTON RINGS / CYLINDER LINERS / ASSEMBLIES**

**PISTONS / JEUX DE SEGMENTS / CHEMISES / ENSEMBLES**

**PISTONES / JUEGOS DE SEGMENTOS / CAMISAS / KITS EQUIPOS**


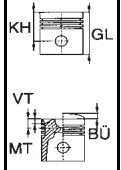

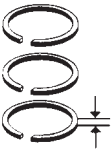

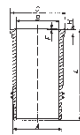

| <b>Inhaltsverzeichnis</b> | <b>Seite</b>  |
|---------------------------|---------------|
| <b>Table of contents</b>  | <b>Page</b>   |
| <b>Table des matières</b> | <b>Page</b>   |
| <b>Índice</b>             | <b>Página</b> |

---

|  |                  |
|--|------------------|
| Anleitung zum Katalog<br>How to use the catalogue<br>Mode d'emploi du catalogue<br>Empleo del catálogo   | <b>I - IV</b>    |
| Inhaltsverzeichnis nach Herstellern<br>Table of contents in order of manufacturers<br>Index par noms de constructeurs<br>Indice por fabricante                                       | <b>V</b>         |
| Wichtiger Hinweis<br>Important notice<br>Note importante<br>Nota importante  | <b>VI</b>        |
| Vergleichsnummern Liste : Mahle → SM<br>Cross reference list : Mahle → SM<br>Liste d'équivalences : Mahle → SM<br>Lista de intercambios : Mahle → SM                                 | <b>359 - 389</b> |
| Vergleichsnummern Liste : KS → SM<br>Cross reference list : KS → SM<br>Liste d'équivalences : KS → SM<br>Lista de intercambios : KS → SM   | <b>391 - 415</b> |
| Vergleichsnummern Liste : Federal Mogul → SM<br>Cross reference list : Federal Mogul → SM<br>Liste d'équivalences : Federal Mogul → SM<br>Lista de intercambios : Federal Mogul → SM | <b>417 - 429</b> |
| Vergleichsnummern Liste : Sonstige → SM<br>Cross reference list : Miscellaneous → SM<br>Liste d'équivalences : Divers → SM<br>Lista de intercambios : Otro → SM                      | <b>431 - 445</b> |

---

# Anleitung zum Katalog How to use the catalogue Mode d'emploi du catalogue Empleo del catálogo

| MODEL / ENGINE<br>                        | YEAR  | Ø<br>CYL    |  |  | <br>SM-Ref. | <br>SM-Ref. | Ø<br>mm | <br>SM-Ref. | <br>SM-Ref. |
|---|-------|-------------|---|---|--|--|---------|--|--|
| <b>SCANIA</b>   |       |             |   |   |  |  |         |  |  |
| <b>Eng. D 8 05/06</b><br><b>Eng. DS 8 01</b><br>L80S/LB80S/L81S<br>L85S/LB85S/L86S<br>7800 ccm<br>140-170 kW (190-231 PS) | 74-87 | 115,00<br>6 | 96,1<br>-<br>-<br>-18,1<br>150,1  | 46<br>X<br>96<br>T  | 2,385<br>2,385<br>4,747<br>793912-00-1<br>910 Cr<br>911 Fe<br>947 EX Cr                      | 803901-00-2<br>RT  | 115,00  | 953901-1<br>A=130<br>L=270,5<br>H=8,2<br>C=137,3<br>F=0,8                                      | 813901-1<br>923905-1<br>3 x FP   |
| ①   | ②     | ③           | ④   | ⑤   | ⑥  | ⑦  | ⑧       | ⑨  | ⑩ ⑪  |

① Typ / Motor / Fahrzeugdetails  
 Make / engine / vehicle details  
 Marque / moteur / descriptions  
 Tipo / motor / detalle

② Baujahr / manufacturing year / année de construction / año de construcción

③ 115,00 = Nenndurchmesser (mm) / nominal diameter (mm) / diamètre nominal (mm) / diámetro nominal (mm)  
 6 = Zylinder Anzahl / number of cylinders / nombre de cylindres / número de cilindros  
 V = V-Motor / V-engine / moteur en V / motor V

④ 96,1 = KH / Kompressionshöhe / compression height / hauteur d'axe / altura de compresión  
 - = BÜ / + Überhöhung / + dome / + dôme / + cabeza sobreelevada  
 - = VT / - Ventiltaschentiefe / - valve recess depth / - profondeur dégagement de soupape / - profundidad bolsa de válvula  
 -18,1 = MT / - Muldentiefe / - cavity / - cavité / - profundidad de cavidad  
 150,1 = GL / Gesamtlänge / total length / longueur totale / longitud total

AA = Augenabstand / distance between bosses / distance entre bossages  
 MØ = Mulddurchmesser / combustion chamber diameter / diamètre de chambre de combustion / diámetro de cavidad  
 MV = Muldenversatz / combustion cavity offset / chambre de combustion désaxée / cámara desplazada


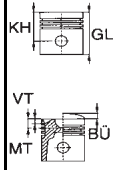

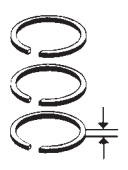

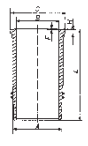

⑤ Kolbenbolzendurchmesser x Gesamtlänge / pin outside diameter x total length / diamètre extérieur de l'axe x longueur totale / diámetro exterior del bulón x longitud total

T = Trapezpleuel / keystone con-rod / bielle trapézoïdale / biela trapezial  
 S = Schrupf / Klemmpleuel / shrink fit / clamp type connecting rod / montage serré de l'axe / bulón fijo en pie de biela  
 NB = Nabenbuchse / pin boss bushing / passage d'axe bagué / casquillo para el bosaje  
 FB = Formbolzen / profiled pin / axe de forme / bulón de forma  
 DLC = Diamantähnlicher Kohlenstoff / diamond like carbon / carbon diamant amorphe / Carbon adiamantado

⑥ 793912-00-1 = SM Kolbenringnummern / SM piston ring ref. / référence segment SM / referencia juego de segmentos SM  
 Kolbenringspezifikation / piston ring specification / spécification des segments / especificación de segmentos

Kolbenringquerschnitte und Beschichtungen auf Seite Nr. III  
 Cross section of piston rings and coatings / surface treatment on page no. III  
 Sections des segments et types de revêtement / traitement de surface page III  
 Sección transversal de juegos de segmentos y revestimientos en página III

# Anleitung zum Katalog How to use the catalogue Mode d'emploi du catalogue Empleo del catálogo

| MODEL / ENGINE<br>          | YEAR  | CYL<br> |  |  | SM-Ref.                 |  | mm                |  |  |                                |
|---|-------|--|---|---|-------------------------|---|-------------------|---|---|--------------------------------|
|   |       |  |   |   |                         | SM-Ref.   |                   | SM-Ref.   | SM-Ref.   |                                |
| <b>SCANIA</b>   |       |  |   |   |                         |   |                   |   |   |                                |
| Eng. D 8 05/06<br>Eng. DS 8 01<br>L80S/LB80S/L81S<br>L85S/LB85S/L86S<br>7800 ccm<br>140-170 kW (190-231 PS) | 74-87 | 115,00<br>6  | 96,1<br>-<br>-18,1<br>150,1   | 46<br>X<br>96<br>T  | 2,385<br>2,385<br>4,747 | 793912-00-1<br>910 Cr<br>911 Fe<br>947 EX Cr  | 803901-00-1<br>RT | 115,00  | 953901-1<br>A=130<br>L=270,5<br>H=8,2<br>C=137,3<br>F=0,8                           | 813901-1<br>923905-1<br>3 x FP |
| ①   | ②     | ③  | ④   | ⑤   | ⑥                       | ⑦   | ⑧                 | ⑨   | ⑩ ⑪   |                                |

⑦ **803901-00-1** = **SM** Kolbennummer / **SM** piston ref. / numéro de référence **SM** du piston / referencia del pistón **SM**

Kolbenspezifikation / piston specification / spécification de piston / especificación de pistón

- RT = Ringträger / ring-carrier / porte segment / con inserto
- DRT = Doppelringträger / double ring-carrier / double porte segment / con inserto doble
- KK = Kühlkanal / cooling channel / canal de refroidissement / canal de refrigeración
- HA = Hartanodisierung / hardanodized piston crown / tête endurcie par oxydation électrolytique / con cabeza anodizada
- PSK = Pendelschaftkolben / Articulated piston / Piston articulé / Pistón de vástago pendular
- AK = Aussparung Kühllölspritzdüse / recess for oil cooling nozzle / dégagement pour gicleur d'huile de refroidissement / escotadura para tobera de inyección del aceite de refrigeración

⑧ Zylinderdurchmesser / cylinder diameter / diamètre du cylindre / diámetro del cilindro

⑨ **953901-1** = **SM** Zylinder-/Büchsennummer / **SM**-ref. for cylinder/liner / numéro de référence cylindres **SM** / referencia del cilindro **SM**

Zylindermaße / measurement of cylinder-liners / mesures des cylindres / medidas de cilindros











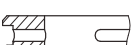


- A = Einpassdurchmesser / fitting diameter / diamètre d'ajustage / diámetro de ajuste
- L = Gesamtlänge / total length / longueur totale / longitud total
- H = Bundhöhe / collar height / hauteur collerette / altura collar
- C = Bunddurchmesser / collar diameter / diamètre collerette / diámetro collar
- F = Feuerschutzrandhöhe / fire protection rim / hauteur du cordon supérieur / altura pared de fuego
- Semi = Vorge dreht / semi finished / chemises ébauchées / diámetro interior semiacabado


⑩ **813901-1** = **SM** Assemblieummer / **SM**-ref. for assemblies / numéro de référence ensembles **SM** / referencia de conjunto **SM**

⑪ **923905-1** = **SM** Zylinder-Dichtungssatz / **SM** Cylinder linder seal set / **SM** joints de chemise / **SM** Juego de juntas de cilindro

- EP = Caoutchouc / Caoutchouc / Caoutchouc / Caucho
- FP = Viton / Viton / Viton / Vitón
- NB = Nitrilkautschuk / nitrile rubber / caoutchouc nitrile / caucho de nitrilo
- T = Tombak / Tombak / Tombak / Tumbaga
- VMQ = Silikon / Silicone / Silicone / Silicona
- \* = Sonderwerkstoff / special material / matériau spécial / material especial

**Kolbenringquerschnitte**  
**Cross sections of piston rings**  
**Sections des segments**  
**Sección transversal de los segmentos**

| Grafik   | SM ref    | Bauarten                              | Types  |
|--|-----------|---------------------------------------|--|
|    | 910       | Rechteckring                          | rectangular ring   |
|    | 911       | Minutenring                           | taper-faced ring   |
|    | 913       | Einseitiger Trapezring                | half keystone ring                                       |
|    | 914 / 916 | Doppeltrapezring                      | keystone ring  |
|    | 917       | Doppeltrapezring in Minutenausführung | taper-faced keystone ring                                |
|    | 930       | Nasenring                             | napier ring  |
|    | 931       | Nasen-Minutenring                     | taper-faced napier ring                                  |
|    | 946       | Ölschlitzring                         | slotted oil control ring                                 |
|    | 946 EX    | Ölschlitzring mit Schlauchfeder       | slotted oil control ring with loaded coil spring         |
|    | 947       | Dachfasenring                         | bevelled edge oil control ring                           |
|  | 947 EX    | Dachfasen-Schlauchfederring           | bevelled edge oil control ring with loaded coil spring   |
|  | 948       | Gleichfasenring                       | double bevelled oil control ring                         |
|  | 948 EX    | Gleichfasen-Schlauchfederring         | double bevelled oil control ring with loaded coil spring |
|  | 3PC       | 3teiliger Öling                       | steel-rail oil control ring (multi piece)                |

| Spec.  | Ringausführungen | Ring feature                     |                                      |
|--|------------------|----------------------------------|--------------------------------------|
|  | IF               | Ring mit Innenfase               | Ring with internal bevel (top)       |
|  | IF U             | Ring mit Innenfase unten         | Ring with internal bevel (bottom)    |
|  | IW               | Ring mit Innenwinkel             | Ring with internal step (top)        |
|  | IW U             | Ring mit Innenwinkel unten       | Ring with internal step (bottom)     |
|  | AN               | Ring mit Übergang zu Minutenring | Ring with grown junction to tapering |

**Umrechnungstabelle der Kolbenringhöhen von Zoll in Millimeter**  
**Conversion table of piston ring height from inches to millimeter**  
**Tableau de conversion de hauteur du segment de pouces en millimètres**  
**Tabla de conversión altura del segmento de pulgada en milímetros**

|                 |                 |                 |                |
|-----------------|-----------------|-----------------|----------------|
| 1/16 = 1,600 mm | 5/64 = 1,990 mm | 3/32 = 2,385 mm | 1/8 = 3,160 mm |
| 5/32 = 3,947 mm | 3/16 = 4,747 mm | 7/32 = 5,556 mm | 1/4 = 6,335 mm |



**Beschichtungen und Oberflächenbehandlungen**  
**Coatings and surface treatment**  
**Types de revêtement et traitement de surface**  
**Revestimiento y tratamiento de la superficie**

|            |   |
|------------|---|
| <b>Cr</b>  | Lauffläche verchromt / periphery chrome-plated<br>face portante chromée / superficie de rodadura cromada  |
| <b>Mo</b>  | Lauffläche molybdänbeschichtet / periphery molybdenum-plated<br>face portante revêtue avec molybdène / cara de trabajo molibdeno                          |
| <b>Ti</b>  | Lauffläche Titan Beschichtet / periphery titan-plated<br>face portante titan / superficie de rodadura de titanio  |
| <b>Nit</b> | nitriert / nitrited<br>Nitré / nitrado  |
| <b>CCL</b> | Lauffläche Chrom Keramik beschichtet / periphery chrome-ceramic plated<br>face portante revêtue chromée-céramique / superficie de rodadura cromo-cerámica |
| <b>CDL</b> | Lauffläche Diamant Beschichtet / periphery diamond-plated<br>face portante diamant / superficie de rodadura de diamante                                   |
| <b>PVD</b> | physikalische Gasphasenabscheidung / physical vapour deposition<br>dépôt physique en phase vapeur / deposición física de vapor                            |
| <b>All</b> | allseitig verchromt / all sides chrome-plated<br>toutes les surfaces chromées / toda superficie cromada   |
| <b>P</b>   | phosphatiert / phosphated<br>Phosphate / fosfatado  |
| <b>Fe</b>  | ferrooxydiert / ferroxided<br>ferro oxyde / oxidación ferrosa   |
| <b>OI</b>  | Federbett verchromt / interior of oilring chrome-plated<br>ressort spiroïdal du racleur chromé / interior de segmento de engrase cromado                  |
| <b>*</b>   | Sonderwerkstoff / special material<br>matériau spécial / material especial  |
| <b>S</b>   | Stahl / steel<br>Acier / acero  |

**Inhaltsverzeichnis nach Hersteller**  
**Table of contents in order of manufacturers**  
**Index par noms de constructeurs**  
**Índice por fabricante**

| Type               | Page    |
|--------------------|---------|
| Air Compressor     | 1-5     |
| Alfa Romeo         | 6-8     |
| Alfa Romeo Diesel  | 8-10    |
| ARO Diesel         | 10      |
| Audi               | 11-17   |
| Audi Diesel        | 17-25   |
| Avia-Daewoo Diesel | 25      |
| Bedford            | 25      |
| Bedford Diesel     | 26      |
| BLMC               | 26      |
| BLMC Diesel        | 27      |
| BMW                | 28-34   |
| BMW Diesel         | 34-39   |
| Caterpillar        | 39      |
| Chery              | 40      |
| Chevrolet          | 40-42   |
| Chevrolet Diesel   | 42      |
| Chrysler           | 42      |
| Chrysler Diesel    | 42-43   |
| Citroën            | 44-49   |
| Citroën Diesel     | 50-55   |
| Cummins            | 55-57   |
| Dacia              | 57-58   |
| Dacia Diesel       | 58      |
| Daewoo             | 59-60   |
| Daewoo Diesel      | 61      |
| DAF                | 61-64   |
| Daihatsu           | 64-65   |
| Dong Feng          | 65      |
| Deutz → KHD        | 119-129 |
| FAP - Famos        | 66-68   |
| Fiat               | 69-75   |
| Fiat Diesel        | 76-90   |
| Ford               | 91-94   |
| Ford Diesel        | 94-99   |
| Fordson            | 100-101 |
| Gardner            | 101     |
| GA3 - Wolga        | 101     |
| GA3 – Wolga Diesel | 102     |
| Hatz               | 102-103 |
| Hino               | 103-104 |
| Honda              | 104-106 |
| Honda Diesel       | 106     |
| Hyundai            | 106-109 |
| Hyundai Diesel     | 109-112 |
| IFA                | 112     |

| Type                 | Page    |
|----------------------|---------|
| I H C                | 113     |
| Isuzu                | 114     |
| Isuzu Diesel         | 114-116 |
| Iveco → Fiat Diesel  | 76-90   |
| Jaguar Diesel        | 116     |
| John Deere           | 117-118 |
| Kamaz                | 119     |
| KHD                  | 119-129 |
| KIA                  | 129-131 |
| KIA Diesel           | 131-132 |
| Komatsu              | 132-133 |
| Lada                 | 134-136 |
| Lada Diesel          | 136     |
| Lamborghini Diesel   | 136     |
| Lancia               | 137-138 |
| Lancia Diesel        | 138-139 |
| Land Rover           | 139     |
| Land Rover Diesel    | 139     |
| Leyland              | 140     |
| Lister               | 140     |
| Lombardini           | 140-142 |
| Mack                 | 143     |
| MAN                  | 143-150 |
| Mazda                | 151-153 |
| Mazda Diesel         | 154     |
| Mercedes-Benz        | 154-159 |
| Mercedes-Benz Diesel | 159-184 |
| Mini                 | 184     |
| Mini Diesel          | 185     |
| Minsker (MTS)        | 185     |
| Mitsubishi           | 186-188 |
| Mitsubishi Diesel    | 189-192 |
| Moskvich             | 192     |
| M.W.M.               | 192-194 |
| New Holland          | 194-195 |
| Nissan               | 196-199 |
| Nissan Diesel        | 199-202 |
| Opel                 | 202-210 |
| Opel Diesel          | 210-216 |
| Pegaso               | 217     |
| Perkins              | 217-220 |
| Perodua              | 221     |
| Petter               | 221     |
| Peugeot              | 221-227 |
| Peugeot Diesel       | 228-235 |

| Type                | Page    |
|---------------------|---------|
| Porsche             | 235-236 |
| Proton              | 236     |
| Raba                | 236     |
| Renault             | 237-242 |
| Renault Diesel      | 243-250 |
| Renault Truck → RVI | 253-261 |
| Rover               | 250-251 |
| Rover Diesel        | 251-252 |
| Ruggerini           | 252-253 |
| RVI                 | 253-261 |
| Saab                | 261     |
| Saab Diesel         | 261-262 |
| Same                | 262-264 |
| Scania              | 264-268 |
| Seat                | 268-274 |
| Seat Diesel         | 274-278 |
| Skoda               | 279-281 |
| Skoda Diesel        | 282-285 |
| Slanzi              | 285     |
| Smart               | 285-286 |
| Smart Diesel        | 286     |
| Ssang Yong          | 286     |
| Ssang Yong Diesel   | 287     |
| Steyr               | 287-290 |
| Subaru              | 290     |
| Suzuki              | 291-293 |
| Suzuki Diesel       | 293-294 |
| Talbot              | 295     |
| Talbot Diesel       | 296     |
| Tatra               | 296     |
| Toyota              | 296-301 |
| Toyota Diesel       | 302-303 |
| Ursus               | 304     |
| UTB                 | 304     |
| Vauxhall            | 304-309 |
| Vauxhall Diesel     | 310-315 |
| VM                  | 316-317 |
| Volkswagen          | 317-326 |
| Volkswagen Diesel   | 327-340 |
| Volvo               | 340-343 |
| Volvo Diesel        | 343-355 |
| Weichai             | 355     |
| Yanmar              | 356     |
| Zetor               | 356-357 |

## **Wichtiger Hinweis Important notice Note importante Nota importante**

SM und das SM Logo sind eingetragene Warenzeichen von SM Motorenteile GmbH / Asperg / Deutschland.

Alle in diesem Katalog aufgeführten Angaben wurden mit größter Sorgfalt zusammengestellt und kontrolliert. Wir haften nicht für die Folgen etwaiger Irrtümer, daraus entstehenden Folgeschäden und behalten uns technische Änderungen jederzeit vor.

Die im Katalog aufgeführten Original- und Vergleichsnummern dienen lediglich zu Vergleichszwecken und sagen über die Beschaffenheit, techn. Spezifikation etc. nichts aus.

Die im Katalog aufgeführten Teile werden nach unseren Verpackungseinheiten ausgeliefert. Die jeweiligen Verpackungseinheiten entnehmen Sie bitte aus unserer aktuellen Preisliste.

Aufträge werden grundsätzlich nur auf der Grundlage unserer „Allgemeinen Geschäftsbedingungen“ angenommen.

---

SM and the SM logo are registered trademarks of SM Motorenteile GmbH / Asperg / Germany.

All items listed in this catalogue have been checked very carefully. Nevertheless, we are not liable for any mistake or for consequential damages and reserve us the right to make technical changes at any time.

The original part references and cross references listed in this catalogue are only for identification and don't say anything about the nature, the technical specifications etc.

The items listed in this catalogue will be delivered in our packing units. These you will find in our current price list.

As a general rule, orders are only accepted according to our common delivery terms.

---

SM et son logo sont des marques déposées de la société SM Motorenteile GmbH / Asperg / Allemagne.

Toutes les informations de ce catalogue ont été établies et contrôlées avec les plus grands soins. Nous ne nous portons pas garants des conséquences d'éventuelles erreurs et des dommages consécutifs et nous nous réservons le droit d'éventuelles modifications techniques à tout moment.

Les numéros de référence originaux et de comparaison indiqués dans ce catalogue ne servent que d'équivalence et ne révèlent rien sur les caractéristiques et spécifications techniques etc.

Les pièces de notre catalogue seront livrées selon nos unités de conditionnement mentionnées dans le tarif en vigueur.

Les commandes seront enregistrées impérativement selon nos conditions générales de vente.

---

SM y el logotipo de SM son marcas comerciales registradas de SM Motorenteile GmbH / Asperg / Alemania.

Toda la información depositada en este catálogo ha sido revisada con el mayor cuidado y control posible. Sin embargo, no nos hacemos responsables de cualquier error ni de daños consecuentes y nos reservamos el derecho de modificaciones técnicas a todo momento.

Las referencias originales y comparativas que figuran en este catálogo solo sirven para propósitos de comparación y/o identificación, no revelan nada sobre las características o especificaciones técnicas etc.

Las piezas que figuran en el catálogo son suministradas en nuestras unidades de embalaje, cuya referencia se encuentra en nuestra lista de precios.

En principio, los pedidos se registran solo de acuerdo con nuestras condiciones generales de venta.



MODEL / ENGINE

YEAR

Dia.  
CYLKH GL  
VT BU  
MT

Ø x L



SM-REF



SM-REF.

Piston  
Dia.

SM-REF.



SM-REF.

**AIR  
COMPRESSOR****Westinghouse**  
187 P 4 / 79 P 4 / 86 P 4**60,00**  
12,50  
2,50  
4,00**795406-00-1**  
930 IF P  
930 IF P  
948 P

-

60,00

-

-

**Bosch**  
SVKB 38 G 2 Z**60,00**  
12,50  
2,50  
2,50  
4,00**795407-00-1**  
930 IF P  
930 IF P  
930 IF P  
948 P

-

60,00

-

-

**Westinghouse**  
TD 121**63,50**  
22,38  
2,38  
2,38  
2,38  
2,38**795408-00-2**  
911 IF P  
911 IF P  
911 IF P  
911 IF P  
947 P

-

63,50

-

-

**Westinghouse**  
TU-FLO 500**63,50**  
22,38  
2,38  
3,16  
2,38  
3,16**795409-00-2**  
911 IF P  
911 IF P  
910 IF P  
911 IF P  
948 P

-

63,50

-

-

**Marelli****65,00**  
12,00  
2,00  
4,00**795432-00-1**  
911 P  
931 P  
948 P

-

65,00

-

-

**Zetor****65,00**  
12,50  
2,50  
4,00**795819-00-1**  
911 P  
931 P  
948 P

-

65,00

-

-

**795819-50-1**

-

65,50

-

-

**Zetor****65,00**  
12,50  
2,50  
2,50  
4,00**795820-00-1**  
911 P  
931 P  
931 P  
948 P

-

65,00

-

-

**795820-50-1**

-

65,50

-

-

**795820-10-1**

-

66,00

-

-











**Marelli**  
**Fiat**  
619 / 673 / 684  
690 / 691 / 697**70,00**  
12,00  
2,00  
4,00**795411-00-1**  
911 P  
931 P  
946 EX

-

70,00

-

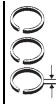
-

| <br><b>MODEL / ENGINE</b>   | YEAR | <br><b>Dia.</b><br><b>CYL</b> | <br>KH GL<br>VT BU<br>MT | <br>Ø x L |  | <br><b>SM-REF</b>             | <br><b>SM-REF.</b> | <br><b>Piston</b><br><b>Dia.</b> | <br><b>SM-REF.</b> | <br><b>SM-REF.</b> |
|---|------|---|--|--|--|---|--|--|--|--|
| <b>AIR COMPRESSOR</b><br><br><b>Westinghouse Scania</b><br>15 W 37<br>WB 15<br>WB 31  |      | <b>75,00</b><br>2   | 32,15<br>-<br>-<br>52,78   | 15,87<br>x<br>60,3   | 2,38<br>2,38<br>3,94   | <b>795414-00-2</b><br>911 P<br>931 P<br>948 EX P<br><br>*NEW*<br><b>795414-25-2</b><br><br><b>795414-50-2</b> | <b>805401-00-1</b><br><br>-<br>-   | 75,00<br><br>75,25<br>75,50  | -<br>-<br>-  | -<br>-<br>-  |
| <b>Bosch</b><br>Luftpresser   |      | <b>75,00</b><br>1   | 31<br>-<br>-<br>60   | 18<br>x<br>63  | 2,00<br>2,00<br>4,00   | <b>795413-00-1</b><br>911 P<br>931 P<br>948 P<br><br><b>795413-50-1</b>                                       | <b>805402-00-1</b><br><br><b>805402-50-1</b>   | 75,00<br><br>75,50   | -<br>-   | -<br>-   |
| <b>Mercedes Benz</b><br>OM 366<br>Air compressor  |      | <b>75,00</b><br>1   | 31<br>-<br>-<br>60   | 18<br>x<br>63  | 2,50<br>2,50<br>2,50<br>4,00   | <b>795404-00-1</b><br>931 P<br>931 P<br>931 P<br>948 P  | <b>805403-00-1</b>   | 75,00  | -  | -  |
| <b>Knorr Westinghouse</b><br>V30 / 200 / V54 / 180<br>LP29 / 49 / VV130 / 200<br>P29 / 30 / 36-38 / 40 / 43 / 46<br>P49 / 50 / 52-54 / 67<br>P129 / 136 / 137 / 236 / 237 |      | <b>75,00</b><br>1   |  |  | 3,00<br>3,00<br>3,00<br>5,00   | <b>795401-00-1</b><br>911 P<br>930 P<br>930 P<br>948 P  | -  | 75,00  | -  | -  |
| <b>Westinghouse</b><br>LP29 / 49 / VV130 / 200<br>P29 / 30 / 36-38 / 40 / 43 / 46<br>P49 / 50 / 52 / 53 / 54 / 67<br>P129 / 136 / 137 / 236 / 237                         |      | <b>75,00</b><br>1   | 35<br>-<br>-<br>65   | 15<br>x<br>46  | 3,00<br>3,00<br>5,00   | <b>795405-00-1</b><br>930 P<br>930 P<br>948 P   | <b>805405-00-1</b>   | 75,00  | -  | -  |
| <b>Mercedes-Benz</b><br>Compressor<br>OM 312 / 321 / 352<br>OM 352A / 353   |      | <b>77,00</b><br>1   |  |  | 2,50<br>2,50<br>3,00<br>4,00   | <b>791001-00-1</b><br>910 IF P<br>910 IF P<br>930 P<br>947 EX P   | -  | 77,00  | -  | -  |
| <b>RVI</b><br>Compressor  |      | <b>78,00</b><br>1   |  |  | 2,50<br>2,50<br>2,50<br>4,00   | <b>790424-00-1</b><br>931<br>931<br>931<br>947<br><br><b>790424-50-1</b>                                      | -<br>-   | 78,00<br><br>78,50   | -<br>-   | -<br>-   |
| <b>Knorr</b><br>Air Compressor<br>Knorr MIDR 0620.45<br>Eng. LP 4845  |      | <b>78,00</b><br>1   |  |  | 2,50<br>2,50<br>4,00   | <b>795430-00-1</b><br>931<br>931<br>947<br><br><b>795430-50-1</b>   | -  | 78,00  | -  | -  |



MODEL / ENGINE

YEAR

Dia.  
CYLVT  
MTGL  
Ø x L

SM-REF



SM-REF.

Piston  
Dia.

SM-REF.



SM-REF.

**AIR  
COMPRESSOR**Marelli  
Fiat  
AC 67 A80,00  
228,5  
-  
-  
6314  
x  
722,00  
2,00  
4,00**795417-00-1**  
931 P  
931 P  
3PC Cr P**805417-00-1**  
RT

80,00

-

-

**795417-50-1**

-

80,50

-

-

Knorr  
Iveco ACX 8282,00  
22,50  
2,50  
4,00**795431-00-1**  
931 P  
931 P  
948 EX P

-

82,00

-

-

1,50  
1,50  
3,00**795436-00-1**  
931 P  
931 P  
948 EX P

-

82,00

-

-

Westinghouse  
DAF  
825 / 116085,00  
22,00  
2,00  
4,00**795418-00-2**  
930 P  
930 P  
948 P

-

85,00

-

-

**795418-50-2**

-

85,50

-

-

Westinghouse  
Mercedes-Benz  
OM 904 / 906  
DAF  
825 / 116085,00  
233,25  
-  
-  
59,2  
-19,05  
x  
602,00  
2,00  
4,00**795440-00-2**  
931 P  
931 P  
948 EX P**801018-00-1**

85,00

-

-

**795440-50-2****801018-50-1**

85,50

-

-

RVI  
Compressor85,00  
12,50  
2,50  
2,50  
4,00**790415-00-1**  
911 P  
911 P  
911 P  
948 P

-

85,00

-

-

RVI  
Compressor85,00  
12,50  
2,50  
4,00  
4,00**790414-00-1**  
911 P  
911 P  
948 P  
948 P

-

85,00

-

-

Westinghouse  
Fiat  
306 / 682 / 69085,00  
12,50  
2,50  
2,50  
4,00  
4,00**795426-00-1**  
911 P  
930 P  
930 P  
948 EX P  
946

-

85,00

-

-

Knorr

86,00  
12,00  
2,00  
3,00**795433-00-1**  
931 P  
931 P  
947 EX Nit

-

86,00

-

-











**795433-50-1**











-

86,50

-

-

| <br><b>MODEL / ENGINE</b>   | <b>YEAR</b> | <br><b>Dia.</b><br><b>CYL</b> | <br><b>VT</b><br><b>MT</b> | <br><b>Ø x L</b> |  | <br><b>SM-REF</b> | <br><b>SM-REF.</b> | <br><b>Piston</b><br><b>Dia.</b> | <br><b>SM-REF.</b> | <br><b>SM-REF.</b> |
|---|-------------|---|--|---|--|---|--|--|--|--|
| <p align="center"><b>AIR COMPRESSOR</b></p> <p><b>Knorr</b><br/>LP 3916 / 1828 / 1836<br/>LP 1841 / 1865 / 66</p> <p><b>Mercedes-Benz</b><br/>OM 355.960 / 962 / 63 / 64<br/>300 ccm</p>  |             | 88,00<br>1  |  |   |  | 795419-00-1<br>930 IF P<br>930 IF P<br>930 P<br>948 EX P  | -  | 88,00  | -  | -  |
| <p><b>Knorr</b><br/>LK3904</p> <p><b>Mercedes-Benz</b><br/>OM 355 / 360 / 366<br/>OM 366 A / LA</p> <p><b>MAN</b><br/>D 08</p>  |             | 88,00<br>1  | 31,5<br>-<br>-<br>65,5   | 18<br>x<br>63   |  | 795420-00-1<br>930 P<br>930 P<br>947 EX P   | 805420-00-1  | 88,00  | -  | -  |
| <p><b>Daewoo Novus</b><br/>Compressor</p>   |             | 90,00<br>1  |  |   |  | 795441-00-1<br>931 P<br>931 P<br>948 EX P<br>948 EX P   | -  | 90,00  | -  | -  |
| <p><b>Iveco</b><br/><b>K.H.D.</b><br/>Compressor</p>  |             | 90,00<br>1  |  |   |  | 795421-00-1<br>911 P<br>930 P<br>948 P  | -  | 90,00  | -  | -  |
| <p><b>Westinghouse</b><br/><b>Knorr</b><br/><b>Mercedes-Benz</b><br/>Eng. OM 401 / 02 / 03 / 04 / 07<br/>Eng. OM 409 / 21 / 22</p> <p><b>MAN</b><br/>Eng. D 2530 / 2538 / 2555<br/>Eng. D 2556 / 2566 / 2840<br/>Eng. D 2865 / 2866 / 2876</p>                                |             | 90,00<br>1  | 35<br>-<br>-<br>57,5   | 20<br>x<br>60   |  | 791042-00-1<br>911 P<br>930 P<br>930 P<br>948 EX P  | 801038-00-1  | 90,00  | -  | -  |
| <p><b>Westinghouse</b><br/><b>Knorr</b><br/><b>Mercedes-Benz</b><br/>Eng. OM 401 / 02 / 03 / 04 / 07<br/>Eng. OM 409 / 21 / 22</p> <p><b>MAN</b><br/>Eng. D 2530 / 2538 / 2555<br/>Eng. D 2556 / 2566 / 2840<br/>Eng. D 2865 / 2866 / 2876</p>                                |             | 90,00<br>1  |  |   |  | 791047-00-1<br>911 *<br>930<br>930<br>948   | -  | 90,00  | -  | -  |
| <p><b>Westinghouse</b><br/><b>Knorr</b><br/>Water-cooled compressor</p> <p><b>MAN</b><br/>Eng. D 2530 / 2538 / 2555<br/>Eng. D 2556 / 2566 / 2840<br/>Eng. D 2865 / 2866 / 2876</p> <p><b>Mercedes-Benz</b><br/>Eng. OM 401 / 02 / 03 / 04 / 07<br/>Eng. OM 409 / 21 / 22</p> | 75-         | 90,00<br>1  | 35<br>-<br>-<br>57,5   | 20<br>x<br>60   |  | 795403-00-1<br>911 P<br>930 P<br>948 EX P   | 801037-00-1  | 90,00  | 951037-1<br>A=95<br>L=104<br>H=94  | 811037-1   |
|   |             |   |  |   |  | 795403-50-1<br>911 P<br>930 P<br>948 EX P   | -  | 90,50  | -  | -  |
|   |             |   |  |   |  | 795403-10-1<br>911 P<br>930 P<br>948 EX P   | -  | 91,00  | -  | -  |

| <br><b>MODEL / ENGINE</b>   | <b>YEAR</b> | <br><b>Dia.</b><br><b>CYL</b> | <br><b>VT</b><br><b>MT</b> | <br><b>Ø x L</b> |  | <br><b>SM-REF</b>    | <br><b>SM-REF.</b> | <br><b>Piston</b><br><b>Dia.</b> | <br><b>SM-REF.</b>     | <br><b>SM-REF.</b> |
|---|-------------|---|--|---|--|--|--|--|--|--|
| <p align="center"><b>AIR COMPRESSOR</b></p> <p><b>Westinghouse</b><br/><b>Knorr</b><br/>Air-cooled compressor<br/><b>MAN</b><br/>Eng. D 2530 / 2538 / 2555<br/>Eng. D 2556 / 2566 / 2840<br/>Eng. D 2865 / 2866 / 2876<br/><b>Mercedes-Benz</b><br/>Eng. OM 401 / 02 / 03 / 04 / 07<br/>Eng. OM 409 / 21 / 22</p> | 75-         | 90,00<br>1  | 35<br>-<br>-<br>57,5   | 20<br>x<br>60   | 2,50<br>2,50<br>4,00   | <b>795403-00-1</b><br>911 P<br>930 P<br>948 EX P<br><br><b>795403-50-1</b><br><br><b>795403-10-1</b> | 801037-00-1<br><br>-<br>-  | 90,00<br><br>90,50<br>91,00  | <b>951038-1</b><br>A=95<br>L=104<br>H=94<br><br>-<br>-   | <b>811038-1</b><br><br>-<br>-  |
| <p><b>MAN</b><br/>Eng. D 2066 (TGA 390 / 400 / 430)<br/><b>Ford</b><br/>Eng. NHDD</p>   |             | 92,00<br>1  |  |   | 2,50<br>2,50<br>4,00   | <b>795424-00-1</b><br>911 IF U P*<br>931 P<br>948 EX P   | -<br><br>-   | 92,00  | -<br><br>-   | -<br><br>-   |
| <p><b>Mercedes-Benz</b><br/>Eng. OM 314 / 352 / 352A<br/>Eng. OM 362 / 364 / 366 / 353</p>  |             | 94,00<br>1  | 27<br>-<br>-<br>52,3<br>-  | 16<br>x<br>66   | 2,50<br>2,50<br>2,50   | <b>791043-00-1</b><br>931 P<br>931 P<br>931 P<br><br><b>791043-10-1</b>                              | 801010-00-1<br><br>-<br>-  | 94,00<br><br>95,00   | -<br><br>-<br>-  | -<br><br>-<br>-  |
| <p><b>RVI</b><br/>Compressor</p>  |             | 100,00<br>1   |  |   | 2,50<br>2,50<br>2,50<br>5,00   | <b>790416-00-1</b><br>911 P<br>911 P<br>911 P<br>947 EX P  | -<br><br>-   | 100,00   | -<br><br>-   | -<br><br>-   |
| <p><b>Westinghouse</b><br/><b>Knorr</b><br/><b>MAN</b><br/>Eng. D 2840<br/><b>Mercedes-Benz</b><br/>Eng. OM 501 / 502 / 541 / 542 LA</p>  | 96-         | 100,00<br>1   | 30,4<br>-<br>-<br>52,2   | 20<br>x<br>50   | 2,50<br>2,50<br>4,00   | <b>795428-00-1</b><br>931 P<br>931 P<br>947 EX Cr  | 801039-00-1  | 100,00   | <b>951036-1</b><br>A=106<br>L=101<br>H=89  | <b>811039-1</b>  |
| <p><b>Mercedes-Benz</b><br/><b>MAN</b><br/>Eng. D 2840 LF 20<br/>Eng. OM 402<br/>Eng. OM 501 / 02 / 541 / 542</p>   |             | 100,00<br>1   | 30,4<br>-<br>-<br>52,2   | 50<br>x<br>20   | 2,50<br>2,50<br>3,00   | <b>795429-00-1</b><br>931 P<br>931 P<br>947 Ex Nit S   | 801043-00-1  | 100,00   | <b>951090-1</b><br>A=115<br>L=102<br>C=130<br><br><b>951091-1</b><br>A=106<br>L=90,8<br>H=83,80<br>C=130 | <b>811090-1</b><br><br><b>811091-1</b>   |
| <p><b>RVI</b><br/>Compressor</p>  |             | 100,00<br>1   |  |   | 2,50<br>2,50<br>2,50<br>5,00   | <b>790427-00-1</b><br>911 P<br>931 P<br>931 P<br>948   | -<br><br>-   | 100,00   | -<br><br>-   | -<br><br>-   |
| <p><b>Irmer Elze</b><br/>Compressor</p>   |             | 115,00<br>1   |  |   | 3,00<br>3,00<br>6,00<br>6,00   | <b>795480-00-1</b><br>910 IF P<br>911 P<br>947 Cr P<br>946 P   | -<br><br>-   | 115,00   | -<br><br>-   | -<br><br>-   |





MODEL / ENGINE

YEAR

Dia.  
CYL

Ø x L



SM-REF



SM-REF.

Piston  
Dia.

SM-REF.



SM-REF.

## ALFA ROMEO

## Giulietta 1.4 BiFuel

## Giulietta 1.4 TB

## Mito 1.4 / Turbo

## Mito 1.4 Bifuel

## Mito 1.4 TB

Eng. 198 A1.000 / A4.000

Eng. 198 A7.000

Eng. 199 A8.000

Eng. 940 A2.000 Euro 5

Eng. 940 A6.000 Euro 5

Eng. 955 A7.000

Eng. 955 A8.000 Euro 5

1368 ccm

85-125 kW (120-170 PS)

11-

72,00

4

1,20

792013-00-4

-

72,00

-

-

10-

1,20

910 CCL \*

08-

1,20

931 P

11-

2,00

947 EX Cr \*

08-

\*NEW\*

792013-20-4

-

72,20

-

-

## Mito 1.4

Eng. 350 A1.000

1368 ccm

57 kW (78 PS)

11-

72,00

4

26

17,98

1,00

792095-00-4

802035-00-1

72,00

-

-

-

x

1,20

910 IF Nit S

-2,20/-2,20

49

1,20

931 P

-4,9

2,00

3PC Nit P

49

792095-40-4

802035-40-1

72,40

-

-

-

MØ=66

-

## 145 / 146 / 147 / 156

Eng. 116 747

1370 ccm

76 kW (103 PS)

## 147 1.6 16V T.Spark

## 156 1.6 16V T.Spark

Eng. AR 32103 / 32104 / 37203

1598 ccm

76-88 kW ( 103-120 PS)

## 145 1.8 i.e. / 146 1.8 i.e.

## 155 1.8 16V T.Spark

## 156 1.8 16V T.Spark

Eng. AR 32201 / 32205

Eng. AR 38401 / 57106

1747 ccm

103-106 kW (140-144 PS)

82,00

4

1,20

790123-00-4

-

82,00

-

-

1,20

910 Nit S

1,20

911 P

2,00

3PC Cr

97-

96-

## 145 1.4 I

## 146 1.4 I

Eng. AR 33503 / 38501

1370 ccm

76 kW (103 PS)

## 145 1.6 I

## 146 1.6 I

## 155 1.6 I

## 156 1.6 T. Spark

Eng. AR 67601 / M 654 BA 15 T

1598 ccm

88 kW (120 PS)

## 145 1.8 16V

## 146 1.8 I

## 155 1.8 I

Eng. AR 67106 / M 646 AA 17.T

1747 ccm

103 kW (140 PS)

96-01

82,00

4

1,50

790119-00-4

-

82,00

-

-

1,50

910 Cr S

1,50

931 P

3,00

3PC Cr P

96-01

96-01

96-97

97-06

96-98

96-01

96-97



MODEL / ENGINE

YEAR

Dia.  
CYL

Ø x L



SM-REF



SM-REF.

Piston  
Dia.

SM-REF.



SM-REF.

**ALFA ROMEO**

**GTV 2.0 16V**  
**Spider 2.0i 16V**  
**145 2.0i 16V T.S.**  
**145, 146 2.0i 16V**  
**155 2.0i 16V T.S.**  
**156 2.0 16V, Twin Spark**  
 Eng. M 647CA/DA/HA/LA.19.T  
 1970 ccm  
 110-121 kW (150-165 PS)

98-  
98-  
-95**83,00**  
41,20  
1,50  
3,00**790118-00-4**  
910 IF Nit S  
931 P  
3PC Cr

-

83,00

-

-

**147 / 156 / 166 2.0 16V**  
**GT 2.0 JTS/ Spider 2.0**  
 Eng. 932.A2.000 / 937.A1.000  
 Eng. AR 32310 / 36301  
 Eng. AR 36310  
 1970 ccm  
 119-122 kW (162-166 PS)

02-

**83,00**  
41,20  
1,20  
2,00**790122-00-4**  
910 IF Nit S  
931 P  
3PC Cr

-

83,00

-

-

**Alfetta 2000 /GTV 2000**  
**1.8 GTI (USA)**  
 Eng. A 195.17 / 116.33  
 1962 ccm  
 82,5/85,5 kW (112/116 PS)  
**Alfetta 2000 / Spider**  
 96,5 kW (131 PS)  
**Alfetta / GTV 2000**  
 90 kW (122 PS)

72-85

**84,00**  
41,50  
1,75  
4,50**790108-00-4**  
910 IF Nit S  
931 P  
947 EX

-

84,00

-

-

-71

-76

**33, Sprint**  
**Alfasud Sprint Veloce**  
 Eng. 301.28  
 1490 ccm  
 62,5-77 kW (85-105 PS)

-86

**84,00**  
41,50  
1,75  
4,00**790109-00-4**  
910 IF Nit S  
930 P  
3PC Cr

-

84,00

-

-

**155 2.0 Turbo 16V**  
 Eng. AR 672.03  
 1995 ccm  
 110 kW (150 PS)

-95

**84,00**  
41,50  
1,50  
3,00**790121-00-4**  
910 IF Nit S  
931 P  
3PC Cr

-

84,00

-

-

**164 2.0i Turbo**  
 Eng. AR 06476  
 1995 ccm  
 126-129 kW (171-175 PS)

88-92

**84,00**  
41,50  
2,00  
3,94**792024-00-4**  
910 IF Cr \*  
931 Fe  
948 EX P

-

84,00

-

-

**33 1.7 / i.e.**  
**33 1.7 QV / 33 Sportwag. 1.7**  
**Alfasud Sprint 1.7 / i.e.**  
**33 1.7 i.e. / 4 x 4**  
**33 Sportwagon 1.7 i.e. / 4x4**  
**33 1.7 16V**  
**33 1.7 16V 4x4**  
**33 Sportwagon 1.7 16V /4x4**  
**33 1.7 16V 4x4**  
**145 1.7 i.e. 16V**  
**146 1.7 i.e. 16V**  
 Eng. AR 30550 / 30558 / 30736  
 Eng. AR 30737 / AR 30737 A  
 Eng. AR 30746 / 30747 / 33401  
 1717 ccm  
 77-98 kW (105-133 PS)

86-89

88-89

87-89

88-89

90-94

90-92

90-94

90-94

90-94

94-96

94-96











**87,00**  
41,50  
1,75  
3,00**790105-00-4**  
910 IW Cr \*  
931 P  
3PC Cr

-

87,00

-

-

| <br><b>MODEL / ENGINE</b>   | <b>YEAR</b>  | <br><b>Dia. CYL</b> | <br>KH GL<br>VT BU<br>MT | <br>$\varnothing \times L$ |  | <br><b>SM-REF</b> | <br><b>SM-REF.</b> | <br><b>Piston Dia.</b> | <br><b>SM-REF.</b> | <br><b>SM-REF.</b> |
|---|--|---|--|---|--|---|--|--|--|--|
| <b>ALFA ROMEO</b><br><br><b>156 2.5i 24V</b><br>Eng. AR 32401 / 32402<br>Eng. AR 34204 / 32405<br><b>166 2.5i 24V</b><br>Eng. AR 36201<br>2492 ccm<br>140 kW (190 PS)   | 97-01<br><br>00-                                   | <b>88,00</b><br>V6  |  |   | 1,50<br>1,75<br>4,00   | <b>790112-00-6</b><br>910 IF Cr<br>930 IF P<br>3PC Cr   | -  | 88,00  | -  | -  |
| <b>ALFA ROMEO DIESEL</b><br><br><b>Eng. 188 A9.000</b><br><b>Eng. M 733 AT.12Z</b><br>Mito 1.3 JTDM 16V<br>1247 ccm<br>51-55 kW (70-75 PS)  |  | <b>69,60</b><br>4   | 40,43<br>-<br>-<br>-12,4<br>63,43<br>-<br>MØ=37  | 23<br>x<br>56   | 2,00<br>1,50<br>2,00   | <b>792096-00-4</b><br>910 Cr *<br>911 P<br>947 EX Nit S<br><br><b>792096-40-4</b>                 | <b>802021-00-1</b><br><br>RT<br><br><b>802021-40-1</b>   | 69,60<br><br>70,00   | -  | -  |
| <b>Eng. 199 B1.000</b><br>Mito 1.3 JTDM<br>1248 ccm<br>70 kW (95 PS)  | 09-  | <b>69,60</b><br>4   |  |   | 1,50<br>1,50<br>2,00   | <b>792071-00-4</b><br>910 CCL *<br>911 P<br>947 EX Nit S  | -  | 69,60  | -  | -  |
| <b>Eng. 198 A2.000</b><br><b>Eng. 955 A3.000</b><br>Mito 1.6 JTDM<br>1598 ccm<br>88 kW (120 PS)   | 08-  | <b>79,50</b><br>4   |  |   | 2,00<br>1,75<br>2,00   | <b>792082-00-4</b><br>910 CCL *<br>931 P<br>947 EX Cr *   | -  | 79,50  | -  | -  |
| <b>Eng. 940 A3.000</b><br>Giulietta 1.6 JTDM 16V<br>1598 ccm<br>77 kW (105 PS)  | 10-  | <b>79,50</b><br>4   |  |   | 1,50<br>1,50<br>2,00   | <b>792087-00-4</b><br>910 CCL *<br>931 P<br>947 EX Cr *   | -  | 79,50  | -  | -  |
| <b>Eng. 937 A2.000 Euro 3</b><br><b>Eng. AR 37101 Euro 3</b><br>147 1.9 JTD<br>156 1.9 JTD<br>156 Sportwagon 1.9 JTD<br>1910 ccm<br>73-103 kW (100-140 PS)<br><br><b>Eng. 841 C.000 Euro 3</b><br><b>Eng. AR 36202 Euro 3</b><br><b>Eng. 839 A6.000 Euro 3</b><br>156 2.4 JTD<br>156 Sportwagon 2.4 JTD<br>166 2.4 JTD<br>2387 ccm<br>100-110 kW (136-150 PS) | 01-<br>01-05<br>01-06<br><br>02-05<br>02-06<br>02- | <b>82,00</b><br>4<br><br><b>82,00</b><br>5  |  |   | 2,50<br>2,00<br>2,00   | <b>792094-00-4</b><br>910 Cr S<br>931 P<br>947 EX Nit S   | -  | 82,00  | -  | -  |



MODEL / ENGINE

YEAR

Dia.  
CYLKH GL  
VT BU  
MT

Ø x L



SM-REF



SM-REF.

Piston  
Dia.

SM-REF.



SM-REF.

**ALFA ROMEO  
DIESEL****Eng. 192 B1.000****Eng. 192 A5.000****Eng. 937 A4.000****Eng. 937 A5.000****Eng. 939 A2.000**

147 1.9 JTD

147 1.9 JTDM

156 1.9 JTD

156 1.9 JTD 16V

GT II 1.9 JTD

1910 ccm

93-110 kW (126-150 PS)

02-04

05-11

02-06

02-06

03-10

**82,00**

4

2,00

2,00

2,00

**792098-00-4**

910 Cr \*

931 P

947 EX Nit S

-

82,00

-

-

**Eng. 939 A3.000****Eng. 841 G.000****Eng. 841 H.000****Eng. 841 N.000****Eng. 841 M.000****Eng. AR 36202**

159 2.4 JTDM

166 2.4 JTD

Brera 2.4 JTDM

Spider IV 2.4 JTDM

2387 ccm

103-154 kW (140-209 PS)

05-11

00-07

06-10

07-10

**82,00**

5

**792098-40-4**

-

82,40

-

-

**Eng. 937 A2.000****Eng. 937 A7.000****Eng. 939 A1.000****Eng. AR 37101**

147 1.9 JTD

156 1.9 JTD

156 2.4 JTD

159 1.9 JTDM

166 2.4 JTD

1910 ccm

81-88 kW (110-120 PS)

03-10

00-05

00-06

05-11

02-03

**82,00**

4

46,5

-

-0,5

-17,5

72,5

-

MØ=37,5

-

26

x

61

2,00

2,00

2,00

**792098-00-4**

910 Cr \*

931 P

947 EX Nit S

**802023-00-1**

-

RT

82,00

-

-

**Eng. 839 A6.000****Eng. 841 C000**

156 2.4 JTD

166 2.4 JTD

2387 ccm

103-110 kW (140-150 PS)

00-07

02-07

**82,00**

5

**792098-40-4****802023-40-1**

82,40

-

-

**Eng. 198 A5.000****Eng. 844 A2.000****Eng. 939 B3./4./5.000****Eng. 940 A4.000****Eng. 940 A5.000 Euro 5****Eng. 940 A7.000 Euro 5****Eng. A8.000 Euro 5**

159 2.0 JTDM

Brera 2.0 JTDM

Spider 2.0 JTDM

Giulietta 2.0 JTDM

1956 ccm

100-125 kW (136-170 PS)

09-11

08-

09-

10-

**83,00**

4

1,50

1,50

2,00

**793509-00-4**

910 CCL P \*

931 P

947 EX Cr \*

-

83,00

-

-

**793509-40-4**

-

83,40

-

-

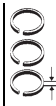


MODEL / ENGINE

YEAR

Dia.  
CYLVT  
MT

Ø x L



SM-REF



SM-REF.

Piston  
Dia.

SM-REF.



SM-REF.

**ALFA ROMEO  
DIESEL****Eng. HRT 392**33  
1779 ccm  
54,5 kW (74 PS)

84-

**92,00**  
32,50  
2,00  
4,00**795202-00-4**  
914 Cr \*  
931  
947 EX Cr

-

92,00

-

-

**Eng. HR 492 HI / HT**90 2.4  
Alfetta 2.4  
2392 ccm  
70-85 kW (95-110 PS)84-87  
82-85**92,00**  
4**Eng. HR 92.4 S-H**164  
2500 ccm  
84/86 kW (114/117 PS)

88-

**Eng. 8140.61 / .200**  
**Eng. 8144.61.200**AR 8 Box 2.4 D / Flatbed  
Chassis 2.4 D  
AR 8 Furgone  
AR 6 Box 2.4 D  
2445 ccm  
53 kW (72 PS)-78  
78-79  
85-86**93,00**  
43,00  
2,00  
4,00**792052-00-4**  
910 Cr P \*  
931 P  
947 EX Cr

-

93,00

-

-

**Eng. 8140.21**40 AR 8T  
2445 ccm  
68 kW (92 PS)

86-88

**93,00**  
43,00  
2,00  
3,00**792001-00-4**  
914 Cr \*  
911 P  
947 EX Cr

-

93,00

-

-

**792001-40-4**

-

93,40

-

-

**Eng. 8144.67.2500**10 AR 6 / 14 AR 6  
2499 ccm  
55 kW (75 PS)**93,00**  
43,00  
2,00  
3,00**792002-00-4**  
910 Cr P \*  
931 P  
947 EX Cr

-

93,00

-

-

**792002-40-4**

-

93,40

-

-

**ARO DIESEL****Eng. XDP 4-90****Eng. XDP90**  
Aro 24  
2112 ccm  
42-48 kW (57-65 PS)**90,00**  
42,00  
2,00  
2,00  
4,50**793708-00-2**  
910 Cr P \*  
911 P  
930 P  
947 EX Cr P

-

90,00

-

-

**Eng. XD3 P**240 - 244 2.5D  
2498 ccm  
52-55 kW (71-75 PS)**94,00**  
42,00  
2,00  
4,00**793714-00-4**  
910 Cr \*  
931  
947 EX Cr

-

94,00

-

-

**793714-40-4**

-

94,40

-

-



MODEL / ENGINE

YEAR

Dia.  
CYLKH  
GL  
VT  
MT

Ø x L



SM-REF



SM-REF.

Piston  
Dia.

SM-REF.



SM-REF.

## AUDI

|  |              |                   |  |               |  |   |  |                         |   |   |
|--|--------------|-------------------|--|---------------|--|---|--|-------------------------|---|---|
| <b>50</b><br>Eng. HB / HD<br>1093 ccm<br>34/38 kW (50/52 PS)   | 75-83        | <b>69,50</b><br>4 |  |               |  | <b>795034-00-4</b><br>1,75 910 IF Cr *<br>2,00 931 P<br>4,00 946 EX P<br><b>795034-50-4</b>                     | -  | 69,50                   | - | - |
| <b>A1 1.2 TFSI</b><br><b>A3 1.2 TSI</b><br>Eng. CBZA / CBZB<br>1197 ccm<br>63/77 kW (86/105 PS)<br><br>till 14.05.2012             | 10-<br>10-   | <b>71,00</b><br>4 |  |               |  | <b>795011-00-4</b><br>1,00 910 Nit S<br>1,20 931 P<br>2,00 3PC Nit  | -  | 71,00                   | - | - |
| <b>A1 1.2 TFSI</b><br><b>A3 1.2 TFSI 16V</b><br>Eng. CBZA / CBZB Euro 5<br>1198 ccm<br>63/77 kW (85/105 PS)<br><br>from 14.05.2012 | 10-<br>10-12 | <b>71,00</b><br>4 |  |               |  | <b>795012-00-4</b><br>1,20 910 Nit S<br>1,20 911 Cr P<br>2,00 3PC Nit   | -  | 71,00                   | - | - |
| <b>50 / 80</b><br>Eng. FZ / HH<br>1272 ccm<br>44 kW (60 PS)  | 77-83        | <b>75,00</b><br>4 |  |               |  | <b>795002-00-4</b><br>1,75 910 IF Cr S<br>2,00 931 P<br>4,00 3PC Cr<br><b>795002-50-4</b><br><b>795002-10-4</b> | -  | 75,00<br>75,50<br>76,00 | - | - |
| <b>80</b><br>Eng. EP<br>1297 ccm<br>44 kW (60 PS)  | 78-86        | <b>75,00</b><br>4 |  |               |  | <b>795040-00-4</b><br>1,50 910 IF Cr P<br>1,75 931 P<br>3,00 3PC Cr   | -  | 75,00                   | - | - |
| <b>A2 1.4 ltr.</b><br>Eng. AUA / BBY<br>1390 ccm<br>55 kW (75 PS)  | 00-02        | <b>76,51</b><br>4 | 28,92<br>-<br>-2,2/-2,7<br>-2<br>58,5<br>-<br>MØ=62<br>- | 17<br>x<br>52 |  | <b>795077-00-4</b><br>1,20 910 Nit IF S<br>1,50 931 P<br>2,50 3PC Cr<br><b>795077-50-4</b>                      | <b>805033-00-1</b><br><br><b>805033-50-1</b> | 76,51<br>77,01          | - | - |
| <b>A1 1.4 TFSI</b><br>Eng. CAVG / CTHG / CTJA<br>1390 ccm<br>136 kW (185 PS)   | 11-<br>10-14 | <b>76,51</b><br>4 | 28,97<br>-<br>-4,21/-1,45<br>-<br>49,97<br>-<br>-<br>-   | 19<br>x<br>54 |  | <b>795003-00-4</b><br>1,20 910 IF Nit S<br>1,50 931 P<br>2,00 3PC Cr<br><b>795003-50-4</b>                      | <b>805055-00-1</b><br><br>RT                 | 76,51                   | - | - |



MODEL / ENGINE

YEAR

Dia.  
CYLKH  
GLVT  
MT

Ø x L



SM-REF



SM-REF.

Piston  
Dia.

SM-REF.



SM-REF.

## AUDI

## A3 1.4 TFSI 16V

## A1 1.4 TFSI

Eng. CAXC / CMSA / CAXA  
1390 ccm  
90-92 kW (122-125 PS)07-12  
10-76,51  
428,7  
-  
-  
-7,35  
49,7  
-  
-17  
x  
461,20  
1,20  
2,00795096-00-4  
910 IF Nit S  
931 P  
3PC Cr P

805037-00-1

76,51

-

-

795096-50-4

805037-50-1

77,01

-

-

80 / Quattro  
Coupé

## 90

## 100

Eng. DZ / NE  
1781 ccm  
64,5-82 kW (88-112 PS)85-90  
85-87  
85-91  
86-9081,01  
432,2  
1,3  
-  
-4,4  
62,520  
x  
571,50  
1,75  
3,00795036-00-4  
910 IF Cr S  
931 P  
947 EX Cr

805080-00-1

81,01

-

-

795036-50-4

805080-50-1

81,51

-

-

795036-10-4

-

82,01

-

-

## A6

Eng. AGA / ALF  
2393 ccm  
121 kW (165 PS)

97-

81,00  
V61,50  
1,50  
2,00795076-00-2  
910 IF Cr S  
931 P  
3PC Nit

-

81,00

-

-

795076-50-2

-

81,50

-

-

80 / Quattro  
Coupé / 100

## 100 Quattro

## A4

Eng. SF / RU / PM / JN / MG  
Eng. BEX  
1781 ccm  
55-140 kW (75-190 PS)83-91  
85-87  
84-88  
02-0481,01  
432,2  
1,3  
-  
-8,1  
62,5  
MØ=57  
MV=3,020  
x  
571,50  
1,75  
3,00795037-00-4  
910 IF Cr S  
931 P  
3PC Cr

805081-00-1

81,01

-

-

795037-50-4

805081-50-1

81,51

-

-

## Coupé / Quattro

## 90 / Quattro

## 100 / Quattro

## 200

Eng. KU / KV  
2226 ccm  
100/101 kW (136/137 PS)81-91  
84-91  
81-90  
84-8581,01  
532,2  
1,1  
-  
-4,6  
62,320  
x  
571,50  
1,75  
3,00795038-00-5  
910 IF Cr S  
931 P  
947 EX Cr

805084-00-1

81,01

-

-

795039-00-5

-

81,00

-

-



MODEL / ENGINE

| YEAR  | <br>Dia.<br>CYL.                 | <br>KH<br>GL<br>VT<br>MT | <br>Ø x L                                 | <br>Ø x L     | <br>SM-REF.          | <br>SM-REF.   | <br>Piston<br>Dia.           | <br>SM-REF. | <br>SM-REF. |   |
|---|----------------------------------|--------------------------|---|---------------|----------------------|---|------------------------------|-------------|-------------|---|
| <b>AUDI</b>   |                                  |                          |   |               |                      |   |                              |             |             |   |
| <b>V8</b><br>Eng. 824 S / PT<br>3562 ccm<br>184 kW (250 PS)   | 88-93                            | <b>81,00</b><br>4        |   |               |                      | <b>795049-00-1</b><br>1,75 910 IF Cr *<br>2,00 931 P<br>3,00 3PC Cr<br><br><b>795049-50-1</b>               | -                            | 81,00       | -           | - |
|   |                                  |                          |   |               |                      |   |                              |             |             |   |
| <b>80</b><br>Eng. ABM / JU<br>1595 ccm<br>52-55 kW (71-75 PS)   | 92-94                            | <b>81,01</b><br>4        | 35,6<br>-<br>-<br>-2,3<br>66,8<br>MV=3,00 | 20<br>x<br>57 | 1,50<br>1,75<br>3,00 | <b>795037-00-4</b><br>910 IF Cr S<br>931 P<br>3PC Cr  | <b>805082-00-1</b>           | 81,01       | -           | - |
|   |                                  |                          | 35,3<br>-<br>-<br>-2,3<br>66,5<br>MV=3,00 |               |                      | <b>795037-50-4</b>  | <b>805082-50-1</b>           | 81,51       | -           | - |
| <b>80 / 90 / 100</b><br>Eng. ABB / PS / JS / RT / KP<br>1994 ccm<br>75-85 kW (102-115 PS)   | 81-93                            | <b>81,01</b><br>4/5      |   |               | 1,50<br>1,75<br>3,00 | <b>795036-00-4</b><br>910 IF Cr S<br>931 P<br>947 EX Cr<br><br><b>795036-50-4</b><br><br><b>795036-10-4</b> | -                            | 81,01       | -           | - |
|   |                                  |                          |   |               |                      |   |                              |             |             |   |
| <b>A3</b><br><b>A4</b><br>Eng. ADP / AHL / AEH<br>1595 ccm<br>74 kW (101 PS)  | 96-94                            | <b>81,00</b><br>4        |   |               | 1,20<br>1,50<br>2,00 | <b>795075-00-4</b><br>910 IF Nit S<br>931 P<br>3PC Nit<br><br><b>795075-50-4</b>                            | -                            | 81,00       | -           | - |
| <b>A3 1.8i Turbo 20V</b><br><b>A4 1.8i Turbo 20V</b><br><b>A6 1.8i Turbo 20V</b><br><b>TT 1.8i Turbo 20V</b><br>Eng. AEB / AGU / AJL / AJQ<br>Eng. ANB / APP / APU / AQA<br>Eng. ARK / ARZ<br>1781 ccm<br>110-132 kW (150-180 PS) | 96-03<br>97-01<br>97-01<br>98-00 | <b>81,01</b><br>4        | 32,7<br>-<br>-<br>-1,5<br>53,7            | 20<br>x<br>59 | 1,50<br>1,75<br>2,00 | <b>795074-00-4</b><br>910 IF Cr S<br>931 P<br>3PC Nit<br><br><b>795074-50-4</b>                             | <b>805019-00-1</b><br><br>AK | 81,01       | -           | - |
|   |                                  |                          |   |               |                      | <b>795069-00-4</b><br>910 IF Cr S<br>931 P<br>947 Cr *  |                              | 81,00       | -           | - |
| <b>A3 1.6i</b><br><b>A4 1.6i</b><br>Eng. ALZ / ANA / AVU<br>1595 ccm<br>74-75 kW (101-102 PS)   | 97-03<br>98-08                   | <b>81,00</b><br>4        |   |               | 1,00<br>1,20<br>2,00 | <b>795085-00-4</b><br>910 Nit S<br>931 P<br>3PC Nit   | -                            | 81,00       | -           | - |





MODEL / ENGINE

YEAR

Dia.  
CYL33,5  
-  
-  
-  
54,221  
x  
561,50  
1,75  
3,00

SM-REF



SM-REF.



Piston

Dia.



SM-REF.



SM-REF.

## AUDI

**100 2.6 V6**  
**80 2.6 V6**  
**Coupé 2.6**  
**Cabrio 2.6 V6**  
**A6 2.6 V6**  
**A4 2.4 V6**  
**Quattro**  
 Eng. ABC / ACZ  
 2597 ccm  
 102/110 kW (139/150 PS)

92-94  
92-95  
92-95  
94-00  
94-97  
94-98**82,51**  
V633,5  
-  
-  
-3  
54,221  
x  
561,50  
1,75  
3,00**795053-00-4**  
910 IF Cr S  
931 P  
3PC Cr

-

82,51

-

-

**100 / Coupé**  
**Coupé Quattro**  
**A6 Quattro**  
 Eng. AAR / NG / NF  
 2309 ccm  
 98 kW (133 PS)

90-94  
90-  
94-**82,51**  
532,2  
1,1  
-  
-4,4  
54,320  
x  
571,50  
1,75  
3,00**795053-00-4**  
910 IF Cr S  
931 P  
3PC Cr**805085-00-1**

82,51

-

-

31,9  
1,1  
-  
-4,4  
54**795053-50-4****805085-50-1**

83,01

-

-

**80 / Quattro / Coupé**  
**100 / Quattro**  
**Coupé Quattro**  
**Cabrio**  
**A4 Quattro**  
**A8**  
**A6 / A8 Quattro**  
 Eng. AAH / AFC / AEJ  
 2771 ccm  
 120/128 kW (163/174 PS)

91-  
90-94  
91-95  
92-  
94-  
94-  
94-**82,51**  
V630,8  
0,7  
-  
-4,25  
52,521  
x  
541,20  
1,50  
2,00**795052-00-2**  
910 IF Nit S  
911 IF P  
3PC Nit**805087-00-1**

82,51

-

-

33,2  
0,7  
-  
-4,25  
52,2**795052-50-2****805087-50-1**

83,01

-

-

**A4 2.0 FSI**  
**A4 2.0 FSI**  
 Eng. AWA / AXA  
 1984 ccm  
 110 kW (150 PS)

02-04  
02-04**82,50**  
41,20  
1,50  
2,00**795052-00-2**  
910 IF Nit S  
911 IF P  
3PC Nit

-

82,50

-

-

**A4 2.8**  
**A4 2.8 Quattro**  
**A6 2.8**  
**A8 2.8**  
 Eng. AGE / AMX / APR  
 Eng. AQD / ATX / BBG  
 2771 ccm  
 140-142 kW (190-193 PS)

96-01  
99-00  
96-05  
96-02**82,50**  
6**795052-50-2**

-

82,50

-

-

**Audi 90 / 100**  
**Quattro / Coupé**  
**Coupé Quattro**  
 Eng. 7A  
 2309 ccm  
 125 kW (170 PS)

92-94  
92-95  
92-95  
94-00  
94-97  
94-98**82,50**  
51,20  
1,75  
3,00**795055-00-5**  
910 IF Nit S  
931 P  
947 EX Cr

-

82,50

-

-










**795055-50-5**

-

83,00

-

-

| MODEL / ENGINE   | YEAR  |  Dia.<br>CYL |  KH<br>GL<br>VT<br>MT |  Ø x L |  |  SM-REF |  SM-REF. |  Piston<br>Dia. |  SM-REF. |  SM-REF. |
|--|-------|--|---|---|--|---|--|---|--|--|
| <b>AUDI</b>  |       |  |   |   |  |   |  |   |  |  |
| <b>A3 2.0 TFSI / quattro</b>   | 04-12 | <b>82,51</b>   | 29,6  | 21  |  | <b>795057-00-2</b>  | <b>805057-00-1</b>   | 82,51   | -  | -  |
| <b>A3 Cabriolet 2.0 TFSI</b>   | 08-13 | 4  | -   | x   | 1,20   | 910 IF Nit S  |  |   |  |  |
| <b>A3 Sportback 2.0 TFSI/quat.</b>   | 04-13 |  | -3,00/-3,00   | 56  | 1,50   | 911 IF P  | RT   |   |  |  |
| <b>A3 2.0 TFSI quattro</b>   | 04-12 |  | -6,2  | T   | 2,00   | 947 EX Cr *   |  |   |  |  |
| <b>Q3 2.0 TFSI / quattro</b>   | 14-   |  | 50,1  |   |  |   |  |   |  |  |
| <b>TT 2.0 TFSI</b>   | 06-10 |  | -   |   |  | <b>795057-25-2</b>  | <b>805057-25-1</b>   | 82,76   | -  | -  |
| <b>TT 2.0 TFSI quattro</b>   | 08-10 |  | MØ=50   |   |  |   |  |   |  |  |
| <b>TT Roadster 2.0 TFSI</b>  | 07-10 |  | -   |   |  | <b>795057-50-2</b>  | <b>805057-50-1</b>   | 83,01   | -  | -  |
| <b>TT Roadster 2.0 TFSI quat.</b>  | 08-10 |  |   |   |  |   |  |   |  |  |
| Eng. CADA / CDZA Euro 5<br>Eng. CAWB / CBFA / CCTA<br>Eng. CCZA / CCZC<br>1984 ccm<br>125-155 kW (170-211 PS)  |       |  |   |   |  |   |  |   |  |  |
| <b>A5 1.8 TFSI</b>   | 07-17 | <b>82,51</b>   | 28,97   | 21  |  | <b>795057-00-2</b>  | <b>805060-00-1</b>   | 82,51   | -  | -  |
| <b>A5 Cabriolet 1.8 TFSI</b>   | 11-16 | 4  | -   | x   | 1,20   | 910 IF Nit S  |  |   |  |  |
| Eng. BYT / BZB / CABA / CABB<br>Eng. CABD  |       |  | -4,21/-1,45   | 53  | 1,50   | 911 IF P  | RT   |   |  |  |
| 1798 ccm   |       |  | -   | T   | 2,00   | 947 EX Cr *   |  |   |  |  |
| 88-118 kW ( 120-160 PS)  |       |  | 49,97   |   |  |   |  |   |  |  |
|  |       |  | -   |   |  | <b>795057-25-2</b>  | <b>805060-25-1</b>   | 82,76   | -  | -  |
|  |       |  | -   |   |  | <b>795057-50-2</b>  | <b>805060-50-1</b>   | 83,01   | -  | -  |
|  |       |  | -   |   |  |   |  |   |  |  |
| <b>A3 2.0 TFSI / quattro</b>   | 04-12 | <b>82,51</b>   | -   | 23  |  | <b>795059-00-4</b>  | <b>805058-00-1</b>   | 82,51   | -  | -  |
| <b>A3 Cabriolet 2.0 TFSI</b>   | 08-13 | 4  | -   | x   | 1,20   | 910 IF Nit S  |  |   |  |  |
| <b>A3 Cabriolet 2.0 TFSI</b>   | 13-   |  | -3,70/-3,70   | 53  | 1,20   | 911 P   | RT   |   |  |  |
| <b>A3 Sportback 2.0 TFSI/quat.</b>   | 04-13 |  | -6,2  | T   | 2,00   | 947 EX Cr *   |  |   |  |  |
| <b>A4 2.0 TFSI / quattro</b>   | 08-15 |  | -   | DLC   |  |   |  |   |  |  |
| <b>A4 Avant 2.0 TFSI / quat.</b>   | 08-15 |  | -   |   |  | <b>795059-25-4</b>  | <b>805058-25-1</b>   | 82,76   | -  | -  |
| <b>A4 Allroad 2.0 TFSI quat.</b>   | 09-16 |  | MØ=50   |   |  |   |  |   |  |  |
| <b>A4 2.0 TFSI Flexfuel quat.</b>  | 12-15 |  | -   |   |  |   |  |   |  |  |
| <b>A4 Allroad 2.0 TFSI Flexfuel</b>  | 12-16 |  |   |   |  | <b>795059-50-4</b>  | <b>805058-50-1</b>   | 83,01   | -  | -  |
| <b>A5 2.0 TFSI</b>   | 08-13 |  |   |   |  |   |  |   |  |  |
| <b>A5 2.0 TFSI quattro</b>   | 08-17 |  |   |   |  |   |  |   |  |  |
| <b>A5 2.0 TFSI Flexfuel quat.</b>  | 12-17 |  |   |   |  |   |  |   |  |  |
| <b>A5 Cabriolet 2.0 TFSI</b>   | 09-14 |  |   |   |  |   |  |   |  |  |
| <b>A5 Cabriolet 2.0 TFSI quat.</b>   | 09-17 |  |   |   |  |   |  |   |  |  |
| <b>A5 Cabriolet 2.0 TFSI Flexf.</b>  | 12-17 |  |   |   |  |   |  |   |  |  |
| <b>A5 Sportpack 2.0 TFSI</b>   | 09-14 |  |   |   |  |   |  |   |  |  |
| <b>A5 Sportback 2.0 TFSI quat.</b>   | 09-17 |  |   |   |  |   |  |   |  |  |
| <b>A6 2.0 TFSI / quattro</b>   | 11-13 |  |   |   |  |   |  |   |  |  |
| <b>A6 2.0 TFSI hybrid</b>  | 11-   |  |   |   |  |   |  |   |  |  |
| <b>A8 2.0 TFSI hybrid</b>  | 12-   |  |   |   |  |   |  |   |  |  |
| <b>Q3 2.0 TFSI / quattro</b>   | 14-   |  |   |   |  |   |  |   |  |  |
| <b>Q5 2.0 TFSI quattro</b>   | 08-   |  |   |   |  |   |  |   |  |  |
| <b>Q5 2.0 TFSI Flexfuel quat.</b>  | 12-13 |  |   |   |  |   |  |   |  |  |
| <b>Q5 2.0 TFSI Flexfuel quat.</b>  | 13-   |  |   |   |  |   |  |   |  |  |
| <b>Q5 2.0 TFSI hybrid quat.</b>  | 11-   |  |   |   |  |   |  |   |  |  |
| <b>Q7 2.0 hybrid</b>   | 16-   |  |   |   |  |   |  |   |  |  |
| <b>TT 2.0 TFSI</b>   | 06-10 |  |   |   |  |   |  |   |  |  |
| <b>TT 2.0 TFSI quattro</b>   | 08-10 |  |   |   |  |   |  |   |  |  |
| <b>TT Roadster 2.0 TFSI</b>  | 07-10 |  |   |   |  |   |  |   |  |  |
| <b>TT Roadster 2.0 TFSI quat.</b>  | 08-10 |  |   |   |  |   |  |   |  |  |
| Eng. CAEA / CAEB / CAED / CAWB<br>Eng. CBFA / CCTA / CCZA / CCZC<br>Eng. CDNB / CDNC / CESA / CETA<br>Eng. CHJA Euro 5 / CPMA / CPMB<br>Eng. CPSA<br>1984 ccm<br>132-162 kW (170-230 PS) |       |  |   |   |  |   |  |   |  |  |

| <br><b>MODEL / ENGINE</b>               | <b>YEAR</b> | <br><b>Dia.</b><br><b>CYL</b> | <br>KH GL<br>VT BU<br>MT | <br>$\varnothing \times L$ |  | <br><b>SM-REF</b> | <br><b>SM-REF.</b> | <br><b>Piston</b><br><b>Dia.</b> | <br><b>SM-REF.</b> | <br><b>SM-REF.</b> |
|---|-------------|---|--|---|--|---|--|--|--|--|
| <b>AUDI</b>   |             |   |  |   |  |   |  |  |  |  |
| <b>A3 1.8 TFSI</b>  | 06-12       | <b>82,51</b>  | 29,8   | 23  |  | <b>795059-00-4</b>  | <b>805059-00-1</b>   | 82,51  | -  | -  |
| <b>A3 1.8 TFSI quattro</b>  | 08-12       | 4   | -  | x   | 1,20   | 910 IF Nit S  |  |  |  |  |
| <b>A3 Cabriolet 1.8 TFSI</b>  | 08-13       |   | -2,15/-2,15  | 51  | 1,20   | 911 P   | RT   |  |  |  |
| <b>A3 Sportback 1.8 TFSI</b>  | 06-13       |   | -  | T   | 2,00   | 947 EX Cr *   |  |  |  |  |
| <b>A3 Sportback 1.8 TFSI quat.</b>  | 08-13       |   | 55,98  | DLC   |  |   |  |  |  |  |
| <b>A4 1.8 TFSI</b>  | 07-12       |   | -  |   |  | <b>795059-25-4</b>  | <b>805059-25-1</b>   | 82,76  | -  | -  |
| <b>A4 1.8 TFSI quattro</b>  | 08-12       |   | -  |   |  |   |  |  |  |  |
| <b>A4 Avant 1.8 TFSI</b>  | 07-12       |   | -  |   |  |   |  |  |  |  |
| <b>A5 1.8 TFSI</b>  | 09-11       |   |  |   |  | <b>795059-50-4</b>  | <b>805059-50-1</b>   | 83,01  | -  | -  |
| <b>A5 Cabriolet 1.8 TFSI</b>  | 09-12       |   |  |   |  |   |  |  |  |  |
| <b>A5 Sportback 1.8 TFSI</b>  | 09-11       |   |  |   |  |   |  |  |  |  |
| <b>TT 1.8 TFSI</b>  | 08-14       |   |  |   |  |   |  |  |  |  |
| <b>TT Roadster 1.8 TFSI</b>   | 08-14       |   |  |   |  |   |  |  |  |  |
| Eng. CDAA / CDHA / CDHB<br>1798 ccm<br>88-118 kW (120-160 PS)   |             |   |  |   |  |   |  |  |  |  |
| <b>A3 1.8 TFSI 16V</b>  | 08-12       | <b>82,50</b>  |  |   |  | <b>795067-00-4</b>  | -  | 82,50  | -  | -  |
| <b>TT 1.8 TFSI 16V</b>  | 08-         | 4   |  |   | 1,00   | 910 IF Nit S  |  |  |  |  |
| Eng. CDAA<br>1798 ccm<br>118 kW (160 PS)  |             |   |  |   | 1,20   | 931   |  |  |  |  |
|   |             |   |  |   | 1,50   | 947 EX Nit  |  |  |  |  |
| <b>A8 3.7 / quattro</b>   | 98-02       | <b>84,50</b>  |  |   |  | <b>795095-00-4</b>  | -  | 84,50  | -  | -  |
| <b>A6 3.7 / A6 3.7 quattro</b>  | 99-05       | V8  |  |   | 1,20   | 910 IF Nit S  |  |  |  |  |
| <b>A6 Avant 3.7 / quattro</b>   | 99-05       |   |  |   | 1,50   | 931 P   |  |  |  |  |
| <b>A8 3.7 / quattro</b>   | 98-02       |   |  |   | 3,00   | 947 Nit S   |  |  |  |  |
| <b>A8 3.7 quattro</b>   | 02-06       |   |  |   |  |   |  |  |  |  |
| Eng. AKC / AQG / BFL<br>3697 ccm<br>191-206 kW (260-280 PS)   |             |   |  |   |  |   |  |  |  |  |
| <b>A8 4.2 quattro</b>   | 98-10       |   |  |   |  |   |  |  |  |  |
| <b>A6 S6 quattro / Avant</b>  | 99-05       |   |  |   |  |   |  |  |  |  |
| <b>A6 4.2 quattro / Avant</b>   | 98-05       |   |  |   |  |   |  |  |  |  |
| <b>A8 S 8 quattro</b>   | 99-02       |   |  |   |  |   |  |  |  |  |
| <b>Allroad 4.2 V8 quattro</b>   | 02-05       |   |  |   |  |   |  |  |  |  |
| <b>A8 3.7 quattro</b>   | 02-06       |   |  |   |  |   |  |  |  |  |
| Eng. ANK / AQF / AQJ / ARS<br>Eng. ASG / AUW / AUX / AVP<br>Eng. AWN / BAS / BFM<br>4172 ccm<br>220-265 kW (299-360 PS) |             |   |  |   |  |   |  |  |  |  |

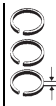


MODEL / ENGINE

YEAR

Dia.  
CYLVT  
MT

Ø x L



SM-REF



SM-REF.



Piston

Dia.



SM-REF.



SM-REF.

## AUDI

A4 3.0 TFSI

12-15

84,50

\*NEW\*  
795091-00-2

-

84,50

-

-

A4 S4 3.0 quattro

08-15

6

1,20

910 IF Nit S

A5 3.0 TFSI

11-17

1,50

931 P

A5 S5 3.0 quattro

09-17

2,00

947 EX Nit S

A6 3.0 TFSI

08-12

A6 3.0 TFSI

11-

A6 3.0 TFSI quattro

14-

A7 3.0 TFSI

10-

A8 3.0 TFSI

10-

Q5 3.0 TFSI quattro

12-

Q7 3.0 TFSI quattro

10-15

Q7 3.0 TFSI quattro

15-

SQ5 3,0 TFSI quattro

13-

Eng. CAJA / CAKA / CCAA

Eng. CCBA / CGEA / CGFA

Eng. CGWA / CGWB / CGWC

Eng. CGWD / CGXB / CGXC

Eng. CHMA / CJTA / CJTB

Eng. CJTC / CJWB / CJWC

Eng. CJWE / CMDA / CMUA

Eng. CNAA / CRED / CTUA

Eng. CTUB / CTUC / CTTA

Eng. CTUD / CTVA / CTWA

Eng. CTWB / CTXA

2995 ccm

200-260 kW (272-354 PS)

A5 S5 4.2 quattro

07-12

84,50

A8 4.2 FSI

09-

8

A7 4.2 FSI

06-

Eng. BAR / CAUA / CDRA / CGNA

Eng. CREC

4163 ccm

260-273 kW (333-371 PS)

100 2.0

76-79

86,50

Eng. WA

1984 ccm

85 kW (115 PS)

2,00

910 Cr \*

2,50

931 P

5,00

947 EX

-

86,50

-

-

## AUDI DIESEL

Eng. CY / RA / SB

80 / 90

1588 ccm

51/59 kW (70/80 PS)

84-91

76,51

4/5

1,75

795060-00-2

-

76,51

-

-

2,00

911 IF U Cr

3,00

947 EX Cr

Eng. NC

100 / 5000 (USA)

1985 ccm

64/75 kW (87/102 PS)

83-90

76,51

5

1,75

795060-50-2

-

77,01

-

-

2,00

911 IF U Cr

3,00

947 EX Cr

1,75

910 Cr \*

2,00

911 IF U Cr

3,00

947 EX Cr

-

76,51

-

-

-

77,01

-










-

795084-00-1

795084-50-1



MODEL / ENGINE

|  | YEAR   | <br>Dia.<br>CYL | <br>KH<br>GL<br>VT<br>MT<br>BU | <br>Ø x L |  | <br>SM-REF | <br>SM-REF. | <br>Piston<br>Dia. | <br>SM-REF. | <br>SM-REF. |
|--|--|---|--|--|--|--|---|--|---|---|
| <b>AUDI DIESEL</b>   |  |   |  |  |  |  |   |  |   |   |
| <b>Eng. JK / CR</b><br>80 / 90<br>1588 ccm<br>40 kW (54 PS)  | 80-89  | <b>76,51</b><br>4   | 41,7<br>-<br>-<br>-1,6<br>71,7   | 24<br>x<br>64  | 1,75<br>2,00<br>3,00   | <b>795018-00-4</b><br>910 Cr *<br>911 IF U<br>947 EX Cr                                    | <b>805010-00-1</b><br>RT / V  | 76,51  | -   | -   |
| <b>Eng. CN</b><br>100 / 5000 (USA)<br>1985 ccm<br>51,5 kW (70 PS)  | 78-89  | <b>76,51</b><br>5   |  |  |  | <b>795018-50-4</b><br><b>795018-10-4</b>   | <b>805010-50-1</b><br><b>805010-10-1</b>  | 77,01<br>77,51   | -<br>-  | -<br>-  |
| <b>Eng. CY / RA / SB</b><br>80 / 90<br>1588 ccm<br>51/59 kW (70/80 PS)   | 84-91  | <b>76,51</b><br>4/5   | 41,7<br>-<br>-<br>-1,6<br>71,7   | 24<br>x<br>64  | 1,75<br>2,00<br>3,00   | <b>795018-00-4</b><br>910 Cr *<br>911 IF U<br>947 EX Cr                                    | <b>805076-00-1</b><br>RT / V  | 76,51  | -   | -   |
| <b>Eng. NC</b><br>100 / 5000 (USA)<br>1985 ccm<br>64/75 kW (87/102 PS)   | 83-90  | <b>76,51</b><br>5   | 41,45<br>-<br>-<br>-1,6<br>71,7  |  |  | <b>795018-50-4</b><br><b>795018-10-4</b>   | <b>805076-50-1</b><br><b>805076-10-1</b><br>RT / V  | 77,01<br>77,51   | -<br>-  | -<br>-  |
| <b>Eng. CP / DW / 1S</b><br>LT 31 D / LT 33 D / LT 35 / 40 / 45 D<br>2387 ccm<br>51/55/57 kW<br>(70/75/78 PS)  | 82-  | <b>76,51</b><br>6   |  |  | 1,75<br>2,00<br>3,00   | <b>795032-00-1</b><br>910 Cr *<br>911 IF U<br>947 EX Cr                                    | -   | 76,51  | -   | -   |
| <b>Eng. DL / 1E / HS</b><br>LT 28 / 31 / 35 / 40 / 45 / 50 / 55<br>2383 ccm<br>66/70 kW (90/95 PS)   | 12/82  |   |  |  |  | <b>795032-50-1</b><br><b>795032-10-1</b>   | -<br>-  | 77,01<br>77,51   | -<br>-  | -<br>-  |
| <b>Eng. AFB / AKE / AKN</b><br><b>Eng. AYM / BFC</b><br>A4 2.5 TDI<br>A6 2.5 TDI / A8 2.5 TDI<br>A6 2.5 V6 TDI / Allroad 24V<br>A6 Quattro 2.5 V6 TDI<br>A8 2.5 V6 TDI<br>Passat 2.5 TDI<br>2496 ccm<br>114-132 kW (150 -179 PS) | 00-03<br>97-00<br>99-03<br>99-03<br>99-02<br>97-00 | <b>78,30</b><br>6   |  |  | 2,50<br>2,00<br>3,00   | <b>795073-00-6</b><br>910 IF CCL *<br>911 IF U P<br>947 EX Cr                              | -   | 78,30  | -   | -   |
| <b>Eng. AKN</b><br>A4 / A6 2.5 TDI 24V<br>A8 2.5 TDI<br>2496 ccm<br>110 kW (150 PS)  | 98-01<br>97-02                                     | <b>78,30</b><br>6   |  |  | 1,75<br>2,00<br>3,00   | <b>795086-00-6</b><br>910 Cr S<br>911 IF U P<br>947 EX Cr                                  | -   | 78,30  | -   | -   |
| <b>Eng. CAYB / CAYC</b><br>A1 1.6 TDI<br>A1 Sportback 1.6 TDI<br>A3 1.6 TDI<br>A3 Convertible 1.6 TDI<br>A3 Sportback 1.6 TDI<br>1598 ccm<br>66-77 kW (89-105 PS)  | 10-<br>11-<br>09-12<br>09-<br>09-                  | <b>79,50</b><br>4   | 45,3<br>-<br>-<br>-10,7<br>67,8<br>-<br>MØ=49<br>-   | 26<br>x<br>66<br>DLC   | 1,75<br>2,00<br>3,00   | <sup>*NEW*</sup><br><b>795020-00-4</b><br>910 CCL *<br>911 IF U<br>947 EX Cr               | <sup>*NEW*</sup><br><b>805011-00-1</b><br>RT / KK   | 79,50  | -   | -   |



MODEL / ENGINE

| YEAR   | Dia.<br>CYL | KH<br>VT<br>MT                      | GL<br>BU            | Ø x L | SM-REF               | SM-REF.   | Piston<br>Dia.  | SM-REF.   | SM-REF.   |   |
|--|-------------|-------------------------------------|---------------------|-------|----------------------|---|---|---|---|---|
| <b>AUDI DIESEL</b>   |             |                                     |                     |       |                      |   |   |   |   |   |
| <b>Eng. CUSB</b>   |             |                                     |                     |       |                      |   |   |   |   |   |
| 14-  | 79,50<br>3  |                                     |                     |       | 1,75<br>2,00<br>2,00 | <sup>*NEW*</sup><br><b>795022-00-4</b><br>910 CCL *<br>911 IF U<br>947 EX Cr *  | -   | 79,50   | -   | -   |
| <b>Eng. CLHA / CRKB</b>  |             |                                     |                     |       |                      |   |   |   |   |   |
| 12-<br>13-<br>12-  | 79,50<br>4  |                                     |                     |       |                      |   |   |   |   |   |
| <b>Eng. AFN / AFG / AHH<br/>Eng. AGR / AFN / ALH<br/>Eng. 1Z / AHU</b> |             |                                     |                     |       |                      |   |   |   |   |   |
| 93-95<br>96-00<br>95-96<br>94-01                                       | 79,51<br>4  | 45,8<br>-<br>-1,1<br>-17,65<br>71,8 | 26<br>x<br>66<br>NB |       | 1,75<br>2,00<br>3,00 | <b>795048-00-1</b><br>910 Cr S<br>911 IF U<br>947 EX Cr<br><br><b>795048-50-1</b><br><br><b>795048-10-1</b><br><br><b>795048-00-1</b><br>910 Cr S<br>911 IF U<br>947 EX Cr<br><br><b>795048-50-1</b><br><br><b>795048-10-1</b><br><br><b>795045-00-4</b><br>910 Cr S<br>911 IF U<br>947 EX Cr<br><br><b>795045-50-4</b><br><br><b>795045-10-4</b> | <b>805013-00-1</b><br>for Cyl. 1 & 2<br>RT / AK<br><br><b>805013-50-1</b><br>for Cyl. 1 & 2<br><br>-<br><br><b>805014-00-1</b><br>for Cyl. 3 & 4<br>RT / AK<br><br><b>805014-50-1</b><br>for Cyl. 3 & 4<br><br>-<br><br>- | 79,51<br><br>80,01<br>80,51<br><br>79,51<br><br>80,01<br>80,51<br><br>79,51<br><br>80,01<br>80,51 | -<br><br>-<br>-<br><br>-<br><br>-<br>-<br><br>-<br><br>-<br>- | -<br><br>-<br>-<br><br>-<br><br>-<br>-<br><br>-<br><br>-<br>- |
| <b>Eng. AAZ / AFN / AGR<br/>Eng. AHU / AHV / 1Y / 1Z</b>               |             |                                     |                     |       |                      |   |   |   |   |   |
| 89-91<br>91-<br>91-96<br>95-96<br>96-                                  | 79,51<br>4  |                                     |                     |       | 1,75<br>2,00<br>3,00 | <b>795048-00-1</b><br>910 Cr S<br>911 IF U<br>947 EX Cr<br><br><b>795048-50-1</b><br><br><b>795048-10-1</b>   | -<br><br>-<br>-<br><br>-  | 79,51<br><br>80,01<br>80,51   | -<br><br>-<br>-   | -<br><br>-<br>-   |
| <b>Eng. AAS / 3D</b>   |             |                                     |                     |       |                      |   |   |   |   |   |
| 89-94  | 79,51<br>5  |                                     |                     |       | 1,75<br>2,00<br>3,00 | <b>795045-00-4</b><br>910 Cr S<br>911 IF U<br>947 EX Cr<br><br><b>795045-50-4</b><br><br><b>795045-10-4</b>   | -<br><br>-<br>-   | 79,51<br><br>80,01<br>80,51   | -<br><br>-<br>-   | -<br><br>-<br>-   |



MODEL / ENGINE

| YEAR                             | <br>Dia.<br>CYL | <br>KH GL<br>VT BU<br>MT | <br>Ø x L  | <br>1,75<br>2,00<br>3,00 | <br>SM-REF           | <br>SM-REF.                                      | <br>Piston<br>Dia.                  | <br>SM-REF. | <br>SM-REF. |   |
|----------------------------------|-----------------|--------------------------|--|--------------------------|----------------------|--|-------------------------------------|-------------|-------------|---|
| <b>AUDI DIESEL</b>               |                 |                          |  |                          |                      |  |                                     |             |             |   |
| <b>Eng. BHC</b>                  |                 |                          |  |                          |                      |  |                                     |             |             |   |
| A2 1.4 TDI                       | 00-05           | 79,51<br>4               |  |                          | 1,75<br>2,00<br>3,00 | 795078-00-1<br>910 Cr S<br>911 IF U Cr<br>947 EX | -                                   | 79,51       | -           | - |
| 1422 ccm                         |                 |                          |  |                          |                      |  |                                     |             |             |   |
| 55 kW (75 PS)                    |                 |                          |  |                          |                      |  |                                     |             |             |   |
| <b>Eng. AVB / AVG / AXR</b>      |                 |                          |  |                          |                      |  |                                     |             |             |   |
| A3 1.9 TDI                       | 00-             |                          |  |                          |                      |  |                                     |             |             |   |
| A4 1.9 TDI                       | 95-00           |                          |  |                          |                      |  |                                     |             |             |   |
| A4 1.9 TDI quattro               | 96-00           |                          |  |                          |                      |  |                                     |             |             |   |
| A4 Avant 1.9 TDI                 | 96-01           |                          |  |                          |                      |  |                                     |             |             |   |
| A4 Avant 1.9 TDI quattro         | 96-01           |                          |  |                          |                      |  |                                     |             |             |   |
| A6 1.9 TDI / Avant               | 01-05           |                          |  |                          |                      |  |                                     |             |             |   |
| 1896 ccm                         |                 |                          |  |                          |                      |  |                                     |             |             |   |
| 74-81 kW (100-110 PS)            |                 |                          |  |                          |                      |  |                                     |             |             |   |
| <b>Eng. AVF / AWX</b>            |                 |                          |  |                          |                      |  |                                     |             |             |   |
| A4 1.9 TDI                       | 00-04           |                          |  |                          |                      |  |                                     |             |             |   |
| A4 1.9 TDI quattro               | 01-04           |                          |  |                          |                      |  |                                     |             |             |   |
| A4 Avant 1.9 TDI                 | 01-04           |                          |  |                          |                      |  |                                     |             |             |   |
| A4 Avant 1.9 TDI quattro         | 01-04           |                          |  |                          |                      |  |                                     |             |             |   |
| A6 1.9 TDI / A6 Avant 1.9 TDI    | 01-05           |                          |  |                          |                      |  |                                     |             |             |   |
| 1986 ccm                         |                 |                          |  |                          |                      |  |                                     |             |             |   |
| 96 kW (131 PS)                   |                 |                          |  |                          |                      |  |                                     |             |             |   |
| <b>Eng. BKC / BKE</b>            |                 |                          |  |                          |                      |  |                                     |             |             |   |
| A3 1.9 TDI                       | 03-             |                          |  |                          |                      |  |                                     |             |             |   |
| A3 Sportback 1.9 TDI             | 04-             |                          |  |                          |                      |  |                                     |             |             |   |
| A4 1.9 TDI                       | 04-             |                          |  |                          |                      |  |                                     |             |             |   |
| A4 Avant 1.9 TDI                 | 04-             |                          |  |                          |                      |  |                                     |             |             |   |
| 1896 ccm                         |                 |                          |  |                          |                      |  |                                     |             |             |   |
| 77-85kW (105-116 PS)             |                 |                          |  |                          |                      |  |                                     |             |             |   |
| <b>Eng. BHC / AMF</b>            |                 |                          |  |                          |                      |  |                                     |             |             |   |
| A2 1.4 TDI                       | 00-05           | 79,51<br>3               | 45,8<br>-<br>-1,1<br>-17,6<br>69,8<br>-<br>MØ=37,90<br>- | 26<br>x<br>63            | 1,75<br>2,00<br>3,00 | 795045-00-4<br>910 Cr S<br>911 IF U<br>947 EX Cr | 805039-00-1<br>for Cyl. 1 & 2<br>RT | 79,51       | -           | - |
| 1422 ccm                         |                 |                          |  |                          |                      |  |                                     |             |             |   |
| 55 kW (75 PS)                    |                 |                          |  |                          |                      |  |                                     |             |             |   |
|                                  |                 |                          |  |                          |                      | 795045-50-4                                      | 805039-50-1<br>for Cyl. 1 & 2       | 80,01       | -           | - |
|                                  |                 |                          |  |                          |                      | 795045-10-4                                      | -                                   | 80,51       | -           | - |
|                                  |                 |                          |  |                          |                      | 795045-00-4                                      | 805040-00-1<br>for Cyl. 3           | 79,51       | -           | - |
|                                  |                 |                          |  |                          | 1,75<br>2,00<br>3,00 | 910 Cr S<br>911 IF U<br>947 EX Cr                |                                     |             |             |   |
|                                  |                 |                          |  |                          |                      | 795045-50-4                                      | 805040-50-1<br>for Cyl. 3           | 80,01       | -           | - |
|                                  |                 |                          |  |                          |                      | 795045-10-4                                      | -                                   | 80,51       | -           | - |
| <b>Eng. 1T / AAT / ABP / AEL</b> |                 |                          |  |                          |                      |  |                                     |             |             |   |
| 100 2.5 TD                       | 90              | 81,00<br>5               |  |                          | 2,50                 | 795009-00-5<br>910 IW CCL *                      | -                                   | 81,00       | -           | - |
| 100 2.5 TDI                      | 91-94           |                          |  |                          | 2,00                 | 911 IF U   |                                     |             |             |   |
| A6 2.5 TDI                       | 94-00           |                          |  |                          | 3,00                 | 947 EX Cr  |                                     |             |             |   |
| 2461 ccm                         |                 |                          |  |                          |                      |  |                                     |             |             |   |
| 85-103 kW (115-140 PS)           |                 |                          |  |                          |                      | 795009-50-5                                      | -                                   | 81,50       | -           | - |



MODEL / ENGINE

| YEAR  | <br>Dia.<br>CYL | <br>VT<br>MT | <br>GL<br>Ø x L                           | <br>SM-REF           | <br>SM-REF.   | <br>Piston<br>Dia.   | <br>SM-REF.  | <br>SM-REF. |       |       |       |   |   |   |   |
|---|-----------------|--------------|---|----------------------|---|--|--|-------------|-------|-------|-------|---|---|---|---|
| <b>AUDI DIESEL</b>  |                 |              |   |                      |   |  |  |             |       |       |       |   |   |   |   |
| <b>Eng. AZV / BLB / BMM</b><br><b>Eng. BKD / BMN / BNA</b><br><b>Eng. BPW / BRD / BRE</b><br><b>Eng. BRF / BVA / BVG</b><br><b>Eng. CAGA / CAGB</b><br><b>Eng. CAGC / CAHA / CAHB</b><br><b>Eng. CBAA / CBAB / CBBB</b><br><b>Eng. CFFA / CFFB / CFGC</b><br><b>Eng. CFGB / CFGD / CFHB</b><br><b>Eng. CFHD / CGLC / CGLD</b><br><b>Eng. CGLE / CJCA / CJCB</b><br><b>Eng. CJCC / CJCD / CLJA</b><br><b>Eng. CLLB / CMEA / CMFA</b><br><b>Eng. CMFB/ CMGB / CSUA</b><br>A1 2.0 TDI<br>A3 II 2.0 TDI<br>A4 2.0 TDI<br>A5 2.0 TDI<br>A6 2.0 TDI<br>Q3 2.0 TDI<br>Q5 2.0 TDI<br>TT 2.0 TDI<br>1968 ccm<br>89-125 kW (121-170 PS) | 81,00           | 4            |   | 1,75<br>2,00<br>3,00 | <b>795019-00-4</b><br>910 CDL *<br>911 IF U Cr<br>947 EX Cr   | -  | 81,00  | -           | -     |       |       |   |   |   |   |
| <b>Eng. CRBC / CRBD / CRFA</b><br><b>Eng. CRFC / CRLB / CRLC</b><br><b>Eng. CRUA / CUNA / CUVC</b><br><b>Eng. CUWA</b><br>A3 2.0 TDI / quattro<br>A3 Cabriolet 2.0 TDI / quattro<br>TT 2.0 TDI<br>TT 2.0 TDI quattro<br>TT Roadster 2.0 TDI<br>TT Roadster 2.0 TDI quattro<br>Q3 2.0 TDI<br>Q3 2.0 TDI quattro<br>1968 ccm<br>81-135 kW (110-184 PS)  | 81,00           | 4            |   | 1,75<br>2,00<br>2,00 | <b>795021-00-4</b><br>910 CDL *<br>911 IF U Cr<br>947 EX Cr * | -  | 81,00  | -           | -     |       |       |   |   |   |   |
| <b>Eng. ABP / AAT / AEL</b><br>A6 / 100 TDI<br>2461 ccm<br>85-103 kW (115-140 PS)   | 81,01           | 5            | 45,75<br>-<br>-1,3/-1,3<br>-17,2<br>69,75 | 26<br>x<br>68<br>NB  | 2,50<br>2,00<br>3,00  | <b>795041-00-5</b><br>910 Cr *<br>911 P<br>947 EX Cr<br><br><b>795041-50-5</b> | <b>805020-00-1</b><br>for Cyl. 1 & 2<br>RT / AK<br><br><b>805020-50-1</b><br>for Cyl. 1 & 2<br><br><b>805021-00-1</b><br>for Cyl. 3 & 4 & 5<br>RT / AK<br><br><b>805021-50-1</b><br>for Cyl. 3 & 4 & 5 | 81,01       | 81,51 | 81,01 | 81,51 | - | - | - | - |





MODEL / ENGINE

YEAR

Dia.  
CYLVT  
MT

Ø x L



SM-REF



SM-REF.

Piston  
Dia.

SM-REF.



SM-REF.

**AUDI DIESEL**

Eng. AZV / BNA / BRF  
 Eng. BKD / BMM / BMN  
 Eng. BPW / BRD / BVA  
 Eng. BVF / BVG / BLB  
 Eng. BRE / BUY / CAGA  
 Eng. CAGB / CAGC  
 Eng. CAHA / CBAA  
 A3  
 A4 / A5 / Q5  
 A3 / A4 2.0 TDI  
 A3 / quattro  
 A3 Sportback  
 A4 / quattro  
 A4 Avant / quattro / Conver.  
 A4 / A6 Avant  
 A6  
 Exeo  
 1968 ccm  
 88-125 kW (120-170 PS)

08-10  
 09-  
 06-08  
 03-  
 04-  
 04-  
 04-  
 05-06  
 08-11  
 08-

81,01  
4

1,75  
 2,00  
 3,00

**795098-00-4**  
 910 CCL \*  
 911 IF U  
 947 EX Cr

-

81,01

-

-

Eng. CFFA / CFFB  
 Eng. CFGB / CFGC  
 Eng. CFGD / CLJA  
 Eng. CGLB / CMGA  
 A3 2.0 TDI 16V  
 Q3 2.0 TDI 16V  
 Q5 2.0 TDI 16V  
 1968 ccm  
 125 kW (170 PS)

09-12  
 11-  
 08-12

81,01  
4

45,8  
 -  
 -  
 -13,1  
 68,8  
 -  
 MØ=50,88  
 -

26  
 x  
 66

1,75  
 2,00  
 3,00

**795098-00-4**  
 910 CCL \*  
 911 IF U  
 947 EX Cr

**805026-00-1**  
 RT / KK

81,01

-

-

Eng. CJCB  
 A4 Allroad 2.0 TDI 16V  
 A4 2.0 TDI 16V  
 Q5 2.0 TDI 16V  
 1968 ccm  
 100 kW (136 PS)

09-  
 07-  
 10-

81,01

1,75  
 2,00  
 3,00

**795080-00-4**  
 910 IF Cr \*  
 931 P  
 947 EX Cr

-

81,01

-

-

Eng. CGLC / CJCA  
 Eng. CLLB / CMGB  
 Eng. CGLD / CGLE  
 A4 Allroad 2.0 TDI 16V  
 A4 / A5 / A6 / Q3 2.0 TDI 16V  
 Q5 2.0 TDI 16V  
 1968 ccm  
 105-130 kW (143-177 PS)

11-  
 11-  
 10-

81,01

1,75  
 2,00  
 3,00

**795080-00-4**  
 910 IF Cr \*  
 931 P  
 947 EX Cr

-

81,01

-

-

Eng. CAGA / CAGB  
 Eng. CAGC / CAHA  
 Eng. CAHB / CBAA  
 Eng. CBAB / CBBB  
 Eng. CMEA  
 A3 2.0 TDI 16V  
 A4 Allroad 2.0 TDI 16V  
 A4 2.0 TDI 16V  
 A5 2.0 TDI 16V  
 A6 2.0 TDI 16V  
 TT 2.0 TDI 16V  
 Q5 2.0 TDI 16V  
 1968 ccm  
 100-125 kW (136-170 PS)

08-10  
 09-  
 07-  
 09-  
 08-11  
 08-  
 09-

81,01  
4

45,8  
 -  
 -  
 -12,7  
 68,8  
 -  
 MØ=50,88  
 -

26  
 x  
 66

1,75  
 2,00  
 3,00

**795098-00-4**  
 910 CCL \*  
 911 IF U  
 947 EX Cr

**805027-00-1**  
 RT / KK

81,01

-

-

Eng. CAGC / CAHA  
 Eng. CAHB / CBAA  
 Eng. CBAB / CBBB  
 Eng. CMEA  
 A3 2.0 TDI 16V  
 A4 Allroad 2.0 TDI 16V  
 A4 2.0 TDI 16V  
 A5 2.0 TDI 16V  
 A6 2.0 TDI 16V  
 TT 2.0 TDI 16V  
 Q5 2.0 TDI 16V  
 1968 ccm  
 100-125 kW (136-170 PS)

08-  
 09-

81,01

1,75  
 2,00  
 3,00

**795080-00-4**  
 910 IF Cr \*  
 931 P  
 947 EX Cr

-

81,01

-

-

Eng. CAGC / CAHA  
 Eng. CAHB / CBAA  
 Eng. CBAB / CBBB  
 Eng. CMEA  
 A3 2.0 TDI 16V  
 A4 Allroad 2.0 TDI 16V  
 A4 2.0 TDI 16V  
 A5 2.0 TDI 16V  
 A6 2.0 TDI 16V  
 TT 2.0 TDI 16V  
 Q5 2.0 TDI 16V  
 1968 ccm  
 100-125 kW (136-170 PS)

08-  
 09-

81,51

1,75  
 2,00  
 3,00

**795080-50-4**  
 910 IF Cr \*  
 931 P  
 947 EX Cr

-

81,51

-

-



MODEL / ENGINE

YEAR

Dia.  
CYLVT  
MT

Ø x L



SM-REF



SM-REF.

Piston  
Dia.

SM-REF.



SM-REF.

**AUDI DIESEL****Eng. AZV / BKD**A3 2.0 TDI 16V  
1968 ccm  
100/103 kW (136/140 PS)

03-08

81,01  
445,8  
-  
-0,7  
-18  
68,8  
-  
MØ=38,00  
-26  
x  
661,75  
2,00  
3,00795098-00-4  
910 CCL \*  
911 IF U  
947 EX Cr

795098-50-4

805028-00-1  
RT / KK

805028-50-1

81,01

-

-

81,51

-

-

795080-00-4

910 IF Cr \*  
931 P  
947 EX Cr

795080-50-4

-

81,01

-

-

-

81,51

-

-

**Eng. BLB / BNA / BRE  
Eng. BRD / BRF / BVG**A4 2.0 TDI 16V  
A6 2.0 TDI 16V  
1968 ccm  
89-125 kW (121-170 PS)

04-08

04-08

81,01  
445,8  
-  
-17,8  
68,8  
-  
MØ=38,00  
-26  
x  
661,75  
2,00  
3,00795098-00-4  
910 CCL \*  
911 IF U  
947 EX Cr

795098-50-4

805029-00-1  
RT / KK

805029-50-1

81,01

-

-

81,51

-

-

**Eng. BUY / BVA / BVF**A3 2.0 TDI 16V  
A4 2.0 TDI 16V  
1968 ccm  
93/120 kW (126/163 PS)

06-08

06-08

81,01

4

45,8

-

-

68,8

-

MØ=38,00

-

26

x

66

1,75

2,00

3,00

795098-00-4  
910 CCL \*  
911 IF U  
947 EX Cr

795098-50-4

805029-00-1  
RT / KK

805029-50-1

81,01

-

-

81,51

-

-

**Eng. AZV**A3 2.0 TDI 16V  
1968 ccm  
100 kW (136 PS)

03-08

81,01

4

45,8

-

-

68,8

-

MØ=38,00

-

26

x

66

1,75

2,00

3,00

795098-00-4  
910 CCL \*  
911 IF U  
947 EX Cr

795098-50-4

805029-00-1  
RT / KK

805029-50-1

81,01

-

-

81,51

-

-

**Eng. ASB / BKN / BMK  
Eng. BNG / BUG / BUN**A4 3.0 TDI quattro  
A4 Avant 3.0 TDI quattro  
A4 Convertible 3.0 TDI quattro  
A6 3.0 TDI / quattro  
A6 Allroad 3.0 TDI quattro  
A6 Avant 3.0 TDI  
A6 Avant 3.0 TDI quattro  
A8 3.0 TDI quattro  
Q7 3.0 TDI  
2967 ccm  
150-177 kW (211-233 PS)

04-08

05-09

06-11

06-08

05-11

04-08

03-10

06-08

83,00  
6

45,8

-

-

-

-

-

-

-

-

-

-

-

-

-

26

x

66

2,00

2,00

3,00

795024-00-6  
910 IF CCL \*  
911 IF U P  
947 EX Cr P

-

83,00

-

-

**Eng. BPP / BSG**A4 2.7 TDI / A4 Avant 2.7 TDI  
A4 Convertible 2.7 TDI  
A6 2.7 TDI / 2.7 TDI quattro  
A6 Allroad 2.7 TDI quattro  
A6 Avant 2.7 TDI / quattro  
2698 ccm  
120-132 kW (163-180 PS)

05-08

05-09

04-11

06-11

05-11

83,00

6

45,8

-

-

-

-

-

-

-

26

x

66

2,00

2,00

3,00

795024-00-6  
910 IF CCL \*  
911 IF U P  
947 EX Cr P

-

83,00

-

-

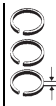


MODEL / ENGINE

YEAR

Dia.  
CYLVT  
MT

Ø x L



SM-REF



SM-REF.

Piston  
Dia.

SM-REF.



SM-REF.

**AUDI DIESEL****Eng. CANA / CANB**A6 2.7 TDI  
2689 ccm  
120-140 kW (163-190 PS)

04-11

**83,00**  
6/81,75  
2,00  
3,00**\*NEW\***  
**795028-00-2**  
910 CCL P \*  
911 IF U P Cr  
947 EX Nit

-

83,00

-

-

**Eng. CAMA / CAMB / CANC  
Eng. CAND / CGKA / CGKB**A4 2.7 TDI  
A5 2.7 TDI  
A6 2.7 TDI  
2698 ccm  
120-140 kW (163-190 PS)07-12  
07-12  
05-11**Eng. CAPA / CASA / CASB  
Eng. CATA / CCLA / CCMA  
Eng. CCWA / CCWB / CDYA**A4 3.0 TDI  
A5 3.0 TDI  
A6 3.0 TDI  
Q5 3.0 TDI quattro  
Q7 3.0 TDI quattro  
2967 ccm  
155-240 kW (211-326 PS)07-12  
07-12  
04-11  
08-  
06-15**Eng. BTR / BVN**A8 4.2 TDI quattro  
Q7 4.2 TDI quattro  
4134 ccm  
240 kW (326 PS)05-10  
07-09**Eng. CDTA / CDTB / CDUC  
Eng. CDUD / CGQB / CJGA  
Eng. CJGC / CJGD / CJMA  
Eng. CKVB / CKVC / CLAA  
Eng. CLAB / ALZB / CMHA  
Eng. CPNA / CPNB / CRCA**A4 3.0 TDI / quattro  
A4 Avant 3.0 TDI  
A4 Allroad 3.0 TDI quattro  
A4 Avant TDI quattro  
A5 3.0 TDI / quattro  
A6 3.0 TDI  
A6 Avant 3.0 TDI  
A6 3.0 TDI quattro  
A6 Allroad 3.0 TDI quattro  
A6 Avant 3.0 TDI quattro  
A7 Sportback 3.0 TDI / quattro  
A8 3.0 TDI  
A8 3.0 TDI quattro  
Q5 3.0 TDI quattro  
Q7 3.0 TDI  
2967 ccm  
150-230 kW (204-313 PS)11-  
11-  
12-  
11-  
11-  
10-  
11-  
11-  
12-  
11-  
10-  
11-  
10-  
12-  
07-**83,00**  
61,75  
2,00  
2,00**\*NEW\***  
**795033-00-6**  
910 CCL P \*  
911 IF U P Cr  
947 EX Cr \*

-

83,00

-

-











**Eng. ASB / BMK / BUN**A4  
A6 3.0 TDI  
A8  
Q7  
2967 ccm  
155-171 kW (211-233 PS)06-09  
06-08  
04-10  
06-07**83,00**  
61,75  
2,00  
3,00**795090-00-6**  
910 IF Cr \*  
911 IF U P  
947 EX Cr P

-

83,00

-

-

| <br><b>MODEL / ENGINE</b>   | <b>YEAR</b>                 | <br><b>Dia.</b><br><b>CYL</b> | <br><b>KH</b><br><b>GL</b><br><b>VT</b><br><b>MT</b> | <br><b>Ø x L</b> |  | <br><b>SM-REF</b>     | <br><b>SM-REF.</b> | <br><b>Piston</b><br><b>Dia.</b> | <br><b>SM-REF.</b> | <br><b>SM-REF.</b> |
|---|-----------------------------|---|--|---|--|---|--|--|--|--|
| <b>AUDI DIESEL</b><br><br><b>Eng. CAMA / CAMB</b><br><b>Eng. CANC / CAND</b><br><b>Eng. CGKA / CGKB</b><br>A4 / A5 / A6<br>2698 ccm<br>120-140 kW (163-190 PS)<br><br><b>Eng. BMC / BTR / BVN</b><br>A8 / Q7<br>4134 ccm<br>235-240 kW (320-326 PS) | <br><br>07-08<br><br>05-10  | <b>83,00</b><br>6<br><br><b>83,00</b><br>8  |  |   | 2,00<br>2,00<br>3,00   | <b>795089-00-2</b><br>910 Cr P *<br>911 IF U P Cr<br>947 EX Cr P<br><br><b>795089-50-2</b>            | -<br><br>-   | 83,00<br><br>83,50   | -<br><br>-   | -<br><br>-   |
| <b>AVIA-DAEWOO DIESEL</b><br><br><b>Eng. 712.02</b><br>A 15 / A 30<br>3319 ccm<br>56 kW (76 PS)   |                             | <b>98,00</b><br>4   |  |   | 3,00<br>2,50<br>2,50<br>4,50   | <b>790204-00-2</b><br>914 Cr *<br>911<br>930<br>947 EX Cr   | -  | 98,00  | -  | -  |
| <b>Eng. 712.01 - 04</b><br>A 15 / A 30<br>3319 ccm<br>56-65 kW (76 - 88 PS)   |                             | <b>98,00</b><br>4   |  |   | 3,00<br>2,50<br>4,50   | <b>790205-00-4</b><br>914 Cr *<br>911<br>947 EX Cr  | -  | 98,00  | -  | -  |
| <b>Eng. 712.11 / 712.13</b><br>A 20 / 21 / 30 / 31<br>3596 ccm<br>83 kW (113 PS)  |                             | <b>102,00</b><br>4  |  |   | 3,00<br>2,50<br>5,00   | <b>790202-00-4</b><br>910 P<br>911<br>947 EX Cr   | -  | 102,00   | -  | -  |
| <b>Eng. D 407</b><br><b>Eng. D 421 / D 421 TD</b><br>A 31 / A 60 / A 75<br>3596 ccm<br>65/85 kW (88/116 PS)   |                             | <b>102,00</b><br>4  |  |   | 3,00<br>2,50<br>4,00   | <b>790203-00-4</b><br>914 Cr *<br>911<br>947 EX Cr  | -  | 102,00   | -  | -  |
| <b>BEDFORD</b><br><br><b>Rascal Bus / Kasten 1.0</b><br><b>Rascal Pick-up 1.0</b><br><b>Rascal Pritsche 1.0</b><br>Eng. FA10A<br>970 ccm<br>34 kW (46 PS)   | 86-90<br>86-90<br>86-90     | <b>65,50</b><br>4   | 24,5<br>-<br>-5,60/-4,30<br>-2<br>55<br>-<br>MØ=51<br>-  | 16<br>x<br>53   | 1,50<br>1,50<br>2,80   | <b>799413-00-4</b><br>910 Cr S<br>911 P<br>3PC Cr<br><br><b>799413-50-4</b><br><br><b>799413-10-4</b> | <b>809402-00-1</b><br><br><b>809402-50-1</b><br><br>-  | 65,50<br><br>66,00<br><br>66,50  | -<br><br>-<br><br>-  | -<br><br>-<br><br>-  |
| <b>Astra 1300 / L Van</b><br><b>Astramax Van</b><br>Eng. 1.3 N<br>1297 ccm<br><br><b>Astra Van Estate 1.3</b><br>Eng. 13 S<br>1297 ccm<br>42-55 kW (57-75 PS)   | 82-88<br>85-88<br><br>84-89 | <b>75,00</b><br>4   | 35,8<br>-<br>-4,4<br>-6,8<br>62,4<br><br>35,5<br>-<br>-4,4   | 20<br>x<br>65   | 1,50<br>1,50<br>4,00   | <b>793528-00-4</b><br>910 IF Cr<br>911 P<br>3PC Cr<br><br><b>793528-50-4</b>                          | <b>803504-00-1</b><br><br><b>803504-50-1</b>   | 75,00<br><br>75,50   | -<br><br>-   | -<br><br>-   |



MODEL / ENGINE

YEAR

Dia.  
CYL

44,95

-

-

76,95

26

x

65

2,00

2,00

3,00



SM-REF



SM-REF.

Piston  
Dia.

SM-REF.



SM-REF.

**BEDFORD  
DIESEL****Eng. 1.6 DA**Astra 1.6 D Van  
Astramax 1.6 D  
1598 ccm82-89  
85-89**80,00**  
444,95  
-  
-  
-1,5  
76,9526  
x  
652,00  
2,00  
3,00**793530-00-4**  
910 Cr \*  
911 P  
947 EX Cr**793530-50-4****793530-10-4****803501-00-1**

RT / HA

**803501-50-1****803501-10-1**

80,00

80,50

81,00

**953510-4**  
A=83  
L=143,5  
H=4,5  
C=84,9  
semi

-

-

-

-

-

**Eng. 1.7 D / 1.7 DR**Astra Van / Astramax  
1700 ccm

89-90

**82,50**  
444,95  
-  
-1,6  
-2,6  
72,9526  
x  
652,00  
2,00  
3,00**793533-00-4**  
910 Cr \*  
911 P  
947 EX Cr**793533-50-4****793533-10-4****803509-00-1**

RT / HA

**803509-50-1**

-

82,50

83,00

83,50

**953509-4**  
A=85,5  
L=143,5  
H=4,5  
C=87,4  
semi

-

-

-

-

-

**Eng. 2.0 LD**Ascona-B 2.0 D  
Rekord 2.0 D  
1998 ccm  
44 kW (60 PS)**86,50**  
42,00  
2,00  
4,00**793522-00-4**  
910 Cr \*  
931 P  
947 EX Cr**793522-50-4**

-

-

86,50

87,00

-

-

-

-

**Eng. 2.1 D**CF 18 / 22 / 25 / 35 / 97 Vans  
2068 ccm  
from Eng. No. 103608

76-80

**88,00**  
42,00  
2,00  
4,00**793523-00-4**  
910 Cr P \*  
930 IF P  
947 EX P

-

-

88,00

-

-

-

-

**Eng. 2.3 D**CF 18 / 22 / 25 / 35 / 230 / 250  
280 / 350  
2260 ccm  
46-48 kW (63-65 PS)

78-88

**92,00**  
42,00  
2,00  
4,00**793527-00-4**  
910 Cr \*  
931 IF P  
947 EX Cr**793527-10-4**

-

-

92,00

93,00

-

-

-

-

**BLMC****Frelander 1.8 16V**Eng. 18 K4F  
1796 ccm  
85-88 kW (116-120 PS)

98-

**80,00**  
41,00  
1,20  
2,00**790623-00-4**  
910 Nit S  
931 P  
3PC Nit

-

-

80,00

-

-

-

-

**Frelander 2.5 V6**Eng. 25 K4F  
2497 ccm  
129 kW (175 PS)

01-

**80,00**  
61,20  
1,50  
2,50**790625-00-6**  
910 Cr S Fe  
931 P  
3PC Cr P

-

-

80,00

-

-

-

-



MODEL / ENGINE

YEAR

Dia.  
CYL

Ø x L



SM-REF



SM-REF.

Piston  
Dia.

SM-REF.



SM-REF.

**BLMC DIESEL****Eng. PE 146**Rover 2300 / S  
2350 ccm  
88,5-92 kW (120-125 PS)

77-86

**81,00**  
61,75  
1,75  
3,94**\*NEW\***  
**790609-00-6**  
910 IF Cr \*  
931 P  
3PC Cr

-

81,00

-

-

**Eng. PE 166**Rover 2600 S/SE  
2597 ccm  
97-101,5 kW (132-138 PS)

77-86

**81,00**  
61,75  
1,75  
3,94**\*NEW\***  
**790609-00-6**  
910 IF Cr \*  
931 P  
3PC Cr

-

81,00

-

-

**Eng. XUD9 (47 kW )**218 D  
418 D  
1905 ccm  
47-52 kW (64-71 PS)92-94  
91-95**83,00**  
42,00  
2,00  
3,00**793723-00-4**  
910 Cr P \*  
911 IF U P  
947 Ex Cr P  
**\*NEW\***  
**793723-25-4**  
**793723-50-4**  
**793723-80-4**  
**793723-10-4**

-

83,00

**953702-4**  
A=86  
L=153,5  
semi

-

**Eng. D4FA**Transit 2.4 DI 16V  
2402 ccm  
88 kW (120 PS)

00-06

**89,90**  
42,00  
2,00  
2,00**792169-00-4**  
910 Nit S  
931 P  
947 EX Nit

-

89,90

-

-

**Eng. HR 492 HI / HT**Rover 2400 SD Turbo  
2392 ccm  
67-84 kW (91-114 PS)

82-87

**92,00**  
42,50  
2,00  
4,00**795202-00-4**  
914 Cr \*  
931  
947 EX Cr

-

92,00

-

-

**Eng. 4.98 NV**360 FG / 550 FG  
Tractor 262 / 72 / 462 / 70 / 72  
3770 ccm  
46-55 kW (62-75 PS)

74-

**98,00**  
468,2  
-  
-2,4  
-25  
116,334,925  
x  
82,52,38  
2,38  
2,38  
6,33  
4,74**790614-00-2**  
910 Cr P  
911 P  
911 P  
946 P  
946 P**800614-00-1**  
RT

98,00

-

-

**Eng. 6.98 DV / NV**Boxer 1000-33/-43  
1200-33/-38/-42 / 1300  
Terrier 650 / 750 / 850 / 950  
F350 / 360 / 420 / 550  
5655 ccm  
71-84 kW (97-115 PS)

72-

**98,00**  
62,38  
2,38  
2,38  
6,33  
4,74**790614-00-2**  
910 Cr P  
911 P  
911 P  
946 P  
946 P**800614-00-1**  
RT

98,00

-

-



MODEL / ENGINE

YEAR

Dia.  
CYL

Ø x L



SM-REF



SM-REF.

Piston  
Dia.

SM-REF.



SM-REF.

**BMW****114i / 116i / 118i / 120i**Eng. N13 B16 A  
1598 ccm  
75-125 kW (102-170 PS)

11-

**77,00**  
41,20  
1,50  
2,00**790755-00-4**  
910 IF Nit S  
931 P  
3PC Cr P

-

77,00

-

-

**320i****520i**Eng. M20 B20 L/M/V  
1990 ccm  
90/95 kW (122/129 PS)77-86  
77-81**80,00**  
643,4  
2,1  
-1,3  
-  
70,522  
x  
611,50  
2,00  
3,50**790710-00-6**  
910 IF Cr \*  
931 P  
946 EX P**800720-00-1**  
RT

80,00

-

-

**320i / 520i**Eng. M20 B20 K  
1990 ccm  
92 kW (125 PS)

81-88

**80,00**  
643,4  
3,3  
-1,3  
-  
71,722  
x  
611,50  
2,00  
3,50**790710-00-6**  
910 IF Cr \*  
931 P  
946 EX P**800722-00-1**  
RT

80,00

-

-

**800722-50-1**

80,50

-

-

**320 2.0****520 2.0****320i 2.0****520i 2.0**Eng. M20 B20 K / M20 B20 L  
Eng. M20 B20 LE / M20 B20 M1.Z7  
Eng. M20 B20 MO.E8 / M20 B20 V  
1991 ccm  
92-95 kW (122-129 PS)77-82  
77-81  
77-91  
81-90**80,00**  
61,50  
2,00  
3,50**790737-00-6**  
910 IF Cr \*  
931 P  
3PC Nit

-

80,00

-

-

**323i 2.3**Eng. M20 B23 K / L / LE  
2316 ccm  
102-105 kW (109-150 PS)

78-86

**320i / 520i**Eng. M50 B20 M  
1990 ccm  
110 kW (150 PS)

90-91

**80,00**  
61,50  
1,75  
3,00**790719-00-6**  
910 IF Cr \*  
931 P  
3PC Cr

-

80,00

-

-

**520i**Eng. M50 B20  
1991 ccm  
110 kW (150 PS)

91-92

**790719-50-6**

-

80,50

-

-

**790719-10-6**

-

81,00

-

-

**320i 2.0 24V****520i 2.0 24V**Eng. M50 B20 TU / M  
1991 ccm  
110 kW (150 PS)92-94  
89-95**80,00**  
61,50  
1,50  
2,00**790702-00-6**  
910 IF Cr \*  
931 P  
3PC Nit

-

80,00

-

-

**790702-10-6**

-

81,00

-

-

**320i**Eng. M20 B20 L  
1990 ccm  
92 kW (125 PS)

83-87

**80,00**  
61,50  
2,00  
3,00**790734-00-6**  
910 IF Cr \*  
931 P  
3PC Cr

-

80,00

-

-

**790734-50-6**

-

80,50

-

-










**790734-10-6**

-

81,00

-

-

| <br><b>MODEL / ENGINE</b>  | <b>YEAR</b>                         | <br><b>Dia.</b><br><b>CYL</b> | <br><b>VT</b><br><b>MT</b> | <br><b>Ø x L</b> |  | <br><b>SM-REF</b> | <br><b>SM-REF.</b> | <br><b>Piston</b><br><b>Dia.</b> | <br><b>SM-REF.</b> | <br><b>SM-REF.</b> |
|--|-------------------------------------|---|--|---|--|---|--|--|--|--|
| <b>BMW</b><br><br><b>320i / Touring</b><br><b>Convertible / Coupe</b><br><b>520i / Touring</b><br><b>Z3 2.2</b><br><b>Z4 2.2i</b><br>Eng. M54 B22<br>2171 ccm<br>125 kW (170 PS) | 00-05<br>00-<br>00-<br>00-03<br>03- | <b>80,00</b><br>6   |  |   | 1,20<br>1,50<br>2,00   | <b>790793-00-6</b><br>910 Cr S<br>931 P<br>3PC Nit  | -  | 80,00  | -  | -  |
| <b>325i</b><br><b>523i</b><br><b>525i 16V / 24V</b><br>Eng. N52 B25 OL / UL<br>2497 ccm<br>130-160 kW (177-218 PS)   | 05-10<br>05-10<br>05-10             | <b>82,00</b><br>6   |  |   | 1,20<br>1,50<br>2,00   | <b>790739-00-2</b><br>910 Nit S<br>931 P<br>3PC Cr P  | -  | 82,00  | -  | -  |
| <b>325i</b><br><b>523i</b><br><b>525i 16V / 24V</b><br>Eng. N52 B25 OL / UL<br>2497 ccm<br>130-160 kW (177-218 PS)   | 05-10<br>05-10<br>05-10             | <b>82,00</b><br>6   |  |   | 1,20<br>1,50<br>2,00   | <b>790739-00-2</b><br>910 Nit S<br>931 P<br>3PC Cr P  | -  | 82,00  | -  | -  |
| <b>316i</b><br>Eng. M40 B16 ME / E30 / E36<br>1596 ccm<br>73/75 kW (100/102 PS)  | 88-92                               | <b>84,00</b><br>4   |  |   | 1,50<br>1,75<br>3,00   | <b>790716-00-4</b><br>910 IF Cr *<br>931 P<br>3PC Cr  | -  | 84,00  | -  | -  |
| <b>318i</b><br><b>518i</b><br>Eng. M40 B18 ME<br>1795 ccm<br>85 kW (115 PS)  | 87-94<br>89-94                      | <b>84,00</b><br>4   |  |   | 1,50<br>1,75<br>3,00   | <b>790716-00-4</b><br>910 IF Cr *<br>931 P<br>3PC Cr  | -  | 84,00  | -  | -  |
| <b>325i</b><br><b>525i</b><br><b>Z 1 2.5i</b><br>Eng. M20 B25 M / ME / 8<br>Eng. M20 B25 M 1.Z7 KAT<br>2494 ccm<br>126 kW (170 PS)   | 85-94<br>87-91<br>88-91             | <b>84,00</b><br>6   |  |   | 1,50<br>1,75<br>3,00   | <b>790717-00-6</b><br>910 IF Cr *<br>931 P<br>3PC Cr  | -  | 84,00  | -  | -  |
| <b>318i / 518i</b><br>Eng. M43 B18<br>1796 ccm<br>85 kW (115 PS)   | 93-                                 | <b>84,00</b><br>4   | 31,65<br>-<br>-<br>-3,03<br>57,65  | 22<br>x<br>54   | 1,50<br>1,50<br>2,00   | <b>790703-00-4</b><br>910 IF Nit S<br>931 P<br>3PC Cr   | <b>800728-00-1</b>   | 84,00  | -  | -  |
| <b>316</b><br>Eng. M43 B16<br>1596 ccm<br>75 kW (102 PS)   | 94-                                 | <b>84,00</b><br>4   | 31,15<br>-<br>-<br>-1,2<br>56,15   | 22<br>x<br>54   | 1,50<br>1,50<br>2,00   | <b>790703-00-4</b><br>910 IF Nit S<br>931 P<br>3PC Cr   | <b>800730-00-1</b>   | 84,00  | -  | -  |



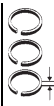


MODEL / ENGINE

YEAR

Dia.  
CYL.VT  
MT

Ø x L



SM-REF



SM-REF.

Piston  
Dia.

SM-REF.



SM-REF.

**BMW****318i / 518i**Eng. M40 B18  
1795 ccm  
85 kW (115 PS)**84,00**  
41,75  
1,75  
3,00**790705-00-4**  
910 IF Cr \*  
931 P  
3PC Cr

-

84,00

-

-

**750i / 750il / 850i**Eng. M70  
4988 ccm  
220 kW (300 PS)

86-92

**84,00**  
V121,75  
1,75  
3,00**790707-00-6**  
910 IF Cr \*  
931 P  
3PC Cr

-

84,00

-

-

**116i 1.6 16V****118i 2.0 16V****120i 2.0 16V****316i 1.6 16V****316i 2.0 16V****318i 2.0 16V**

Eng. N42 B18

Eng. N42 / 46 B20

Eng. N45 B16 / N46 B20

1596/1796/1995 ccm

85-105 kW (116-143 PS)

04-11

**84,00**

4

1,20  
1,50  
2,00**790748-00-2**  
910 IF Nit S  
931 P  
3PC Cr

-

84,00

-

-

**X3 2.5i 24V****Z3 2.5i 24V (USA)****Z4 2.5i 24V****325i / 525 2.5 24V**

Eng. M54 B25

2494 ccm

141 kW (192 PS)

04-06

**84,00**

6

99-02  
02-05  
00-05**X3 3.0i 24V****X5 3.0i 24V****Z3 3.0i 24V****Z4 3.0i 24V****330i / 530i 3.0 24V****730i 3.0 24V**

Eng. M54 B30

2979 ccm

170 kW (231 PS)

04-06

00-06

00-02

02-06

00-05

03-05

**84,00**1,50  
1,50  
3,00**790708-00-6**  
910 IF Nit S  
931 P  
3PC Cr

-

84,00

-

-

**530i / 730i**

Eng. M60 B30

2997 ccm

160 kW (218 PS)

**84,00**  
V81,50  
1,50  
3,00**790708-00-6**  
910 IF Nit S  
931 P  
3PC Cr

-

84,00

-

-

**750i / 850i (USA)**

Eng. M70 R30

4988 ccm

220 kW (300 PS)

87-94

**84,00**  
V121,50  
1,50  
3,00**790722-00-4**  
910 IF Nit S  
931 P  
3PC Cr

-

84,00

-

-

**315 / 316 / 318**

Eng. M10 B16 / E21 / 114

1574 ccm

55-66 kW (75-90 PS)

64-87

**84,00**  
41,75  
2,00  
4,00**790711-00-4**  
910 IF P Cr  
931 P  
3PC Cr

-

84,00

-

-

**325e / 525e**

Eng. M20 B27 ME

2693 ccm

90,5-95 kW (123-129 PS)

85-87

**84,00**  
61,50  
2,00  
4,00**790718-00-3**  
910 IF Nit S  
931 P  
3PC Cr

-

84,00

-

-

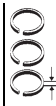


MODEL / ENGINE

YEAR

Dia.  
CYLKH  
GL  
VT  
MT

Ø x L



SM-REF



SM-REF.

Piston  
Dia.

SM-REF.



SM-REF.

**BMW****325i / 525i****323i / ti / 515i**Eng. M50 B25 / M1E / Eu3LEV  
2494 ccm  
125 / 141 kW (170/192 PS)92-  
98-**84,00**  
61,50  
1,50  
2,00**790721-00-6**  
910 IF Nit S  
931 P  
3PC Cr

-

84,00

-

-

**Roadster / 328i**Eng. M52 B28 / GG  
2792 ccm  
141 kW (191 PS)

96-

**335i**Eng. N54 B30 B  
2979 ccm  
225 kW ( 306 PS)

07-10

**84,00**  
61,50  
1,50  
2,50**790742-00-6**  
910 IF Nit S  
931 Cr  
3PC Cr

-

84,00

-

-

**318is / Coupe****318ti Compact****318i****318 Ci Coupe****318i Touring****Z3 1.9**Eng. M43 B19  
Eng. M43 B19 TU  
Eng. M43 194 E1  
Eng. M44 B19  
1895 ccm  
77-103 kW (105-140 PS)95-99  
95-00  
98-01  
99-01  
98-01  
98-03**85,00**  
41,20  
1,50  
2,00**790736-00-4**  
910 IF Nit S  
931 P  
3PC Nit

-

85,00

-

-

**330i / Touring****530i / Touring****630i / Convertible****730i / Li****X5 3.0si****Z4 3.0si****Z4 Coupe 3.0si**Eng. N52 B30  
2996 ccm  
190-200 kW (258-272 PS)05-11  
05-10  
04-  
05-  
07-08  
06-  
06-**85,00**  
6**130i****125i Convertible****330xi****330i / 330xi Coupe****330i / 330xi Touring****530i / 530xi****530i Touring****530xi Touring****630i / Convertible****730i 3.0 / Li****730i / Li****X1 xDrive 25i 3.0****X1 xDrive 28i 3.0****X3 3.0si****X3 xDrive 3.0i****X3 xDrive 28i 3.0****X5 3.0si****X5 xDrive 3.0i****Z4 3.0si****Z4 sDrive 3.0i****Z4 Coupe 3.0si**Eng. N52 B30A / B  
2996 ccm  
190-195 kW (258-265 PS)05-12  
08-  
05-11  
06-  
05-  
05-10  
05-  
05-  
05-  
08-  
10-  
09-  
06-  
08-  
11-  
07-08  
08-10  
06-  
09-  
06-



MODEL / ENGINE

YEAR



Dia.  
CYL



SM-REF



SM-REF.



Piston  
Dia.



SM-REF.



SM-REF.

**BMW**

|                             |       |              |  |  |      |                    |   |       |   |   |
|-----------------------------|-------|--------------|--|--|------|--------------------|---|-------|---|---|
| <b>130i</b>                 | 05-12 | <b>85,00</b> |  |  |      | <b>790736-00-4</b> | - | 85,00 | - | - |
| <b>325i / 330i</b>          | 07-11 | 6            |  |  | 1,20 | 910 IF Nit S       |   |       |   |   |
| <b>325i Convertible</b>     | 07-   |              |  |  | 1,50 | 931 P              |   |       |   |   |
| <b>330i Convertible</b>     |       |              |  |  | 2,00 | 3PC Nit            |   |       |   |   |
| <b>325i Coupe / Touring</b> | 07-   |              |  |  |      |                    |   |       |   |   |
| <b>330i Coupe / Touring</b> |       |              |  |  |      |                    |   |       |   |   |
| <b>525i / 530i</b>          | 07-10 |              |  |  |      |                    |   |       |   |   |
| <b>525i Touring</b>         | 07-   |              |  |  |      |                    |   |       |   |   |
| <b>530i Touring</b>         |       |              |  |  |      |                    |   |       |   |   |
| <b>630i / Convertible</b>   | 07-   |              |  |  |      |                    |   |       |   |   |
| <b>730i</b>                 | 08-   |              |  |  |      |                    |   |       |   |   |
| Eng. N52 B30 AF / BF        |       |              |  |  |      |                    |   |       |   |   |
| Eng. N53 B30                |       |              |  |  |      |                    |   |       |   |   |
| 2996 ccm                    |       |              |  |  |      |                    |   |       |   |   |
| 160-200 kW (218-272 PS)     |       |              |  |  |      |                    |   |       |   |   |
| <b>328i / Coupe</b>         | 05-07 |              |  |  |      |                    |   |       |   |   |
| Eng. N52 NB30A              |       |              |  |  |      |                    |   |       |   |   |
| 2996 ccm                    |       |              |  |  |      |                    |   |       |   |   |
| 187 kW (254 PS)             |       |              |  |  |      |                    |   |       |   |   |
| <b>125i Coupe</b>           | 07-   |              |  |  |      |                    |   |       |   |   |
| <b>325i / 325i xDrive</b>   | 07-11 |              |  |  |      |                    |   |       |   |   |
| <b>325xi / 330i</b>         | 07-12 |              |  |  |      |                    |   |       |   |   |
| <b>330i xDrive</b>          | 08-11 |              |  |  |      |                    |   |       |   |   |
| <b>330xi</b>                | 07-11 |              |  |  |      |                    |   |       |   |   |
| <b>325i Convertible</b>     | 07-   |              |  |  |      |                    |   |       |   |   |
| <b>330i Convertible</b>     |       |              |  |  |      |                    |   |       |   |   |
| <b>325i Coupe</b>           | 07-   |              |  |  |      |                    |   |       |   |   |
| <b>325i xDrive Coupe</b>    | 08-   |              |  |  |      |                    |   |       |   |   |
| <b>325xi Coupe</b>          | 07-   |              |  |  |      |                    |   |       |   |   |
| <b>330i Coupe</b>           | 06-   |              |  |  |      |                    |   |       |   |   |
| <b>330i xDrive Coupe</b>    | 08-   |              |  |  |      |                    |   |       |   |   |
| <b>325i Touring</b>         | 07-   |              |  |  |      |                    |   |       |   |   |
| <b>325i xDrive Touring</b>  | 08-   |              |  |  |      |                    |   |       |   |   |
| <b>325xi</b>                | 07-   |              |  |  |      |                    |   |       |   |   |
| <b>330i xDrive</b>          | 08-   |              |  |  |      |                    |   |       |   |   |
| <b>330xi Touring</b>        | 07-   |              |  |  |      |                    |   |       |   |   |
| <b>525i / 525i xDrive</b>   | 07-10 |              |  |  |      |                    |   |       |   |   |
| <b>525xi / 530i</b>         | 07-10 |              |  |  |      |                    |   |       |   |   |
| <b>530i xDrive</b>          | 08-10 |              |  |  |      |                    |   |       |   |   |
| <b>530xi</b>                | 07-10 |              |  |  |      |                    |   |       |   |   |
| <b>523i / 528i</b>          | 10-   |              |  |  |      |                    |   |       |   |   |
| <b>530i</b>                 | 11-   |              |  |  |      |                    |   |       |   |   |
| <b>525i Touring</b>         | 07-   |              |  |  |      |                    |   |       |   |   |
| <b>525i xDrive Touring</b>  | 08-   |              |  |  |      |                    |   |       |   |   |
| <b>525xi Touring</b>        | 07-   |              |  |  |      |                    |   |       |   |   |
| <b>530i Touring</b>         |       |              |  |  |      |                    |   |       |   |   |
| <b>530i xDrive Touring</b>  | 08-   |              |  |  |      |                    |   |       |   |   |
| <b>530xi Touring</b>        | 07-   |              |  |  |      |                    |   |       |   |   |
| <b>523i Touring</b>         | 10-   |              |  |  |      |                    |   |       |   |   |
| <b>528i Touring</b>         |       |              |  |  |      |                    |   |       |   |   |
| <b>530i Touring</b>         | 11-   |              |  |  |      |                    |   |       |   |   |
| Eng. N53 B30A               |       |              |  |  |      |                    |   |       |   |   |
| 3996 ccm                    |       |              |  |  |      |                    |   |       |   |   |
| 160-200 kW (218-272 PS)     |       |              |  |  |      |                    |   |       |   |   |
| <b>850 Csi</b>              | 92-96 | <b>86,00</b> |  |  |      | <b>790732-00-4</b> | - | 86,00 | - | - |
| Eng. S70 B56                |       | 12           |  |  | 1,50 | 910 IF Nit S       |   |       |   |   |
| 5576 ccm                    |       |              |  |  | 1,75 | 931 P              |   |       |   |   |
| 279 kW (380 PS)             |       |              |  |  | 2,50 | 3PC Cr             |   |       |   |   |



MODEL / ENGINE

YEAR

Dia.  
CYLVT  
MT

Ø x L



SM-REF



SM-REF.

Piston  
Dia.

SM-REF.



SM-REF.

**BMW****540i****740i****840 Ci**

Eng. M60 B40

3982 ccm

210 kW (286 PS)

92-

92-

93-

**89,00**

V8

1,50

1,50

2,00

**790730-00-8**

910 IF P \*

931 P

3PC Nit

-

89,00

-

-

**528 / 530i / 630i (USA)****3000 (USA)****3.0 / B3.0 / 3.0 Si / Csi****630 / 730**

Eng. M30 B30

2985 ccm

131-147 kW (178-200 PS)

75-79

71-

71-76

76-78

**89,00**

6

1,75

2,00

4,00

**79-0712-00-6**

910 IF Cr \*

931 P

946 EX P

-

89,00

-

-

**635 Csi****732i / 733i (USA)****3.3 Li****633 Csi (USA)****533i / 633 Csi (USA)****728i / 733i (USA)****732i**

Eng. M30 B32 / M / L / LU

3205/3210 ccm

129-145 kW 176-197 PS

83-85

77-83

76-

76-81

82-84

82-84

83-86

**89,00**

1,75

2,00

4,00

**79-0712-00-6**

910 IF Cr \*

931 P

946 EX P

-

89,00

-

-

**1800 / 1802****2000 1.8****316 1.8 / 316 1.8 i****518 / 518i****318 / 518****318i (E21)****318i (E30)****320i**

Eng. 184 VC / VD

Eng. M10 B18 / K / KAT / LE

Eng. M10 B LU / KAT

Eng. M10 B18 S / V

1767 ccm

66-77 kW (90-105 PS)

71-75

70-72

80-88

81-87

74-81

79-83

82-87

79-83

**89,00**

4

1,75

2,00

4,00

**790706-00-4**

910 IF Cr \*

931 P

946 EX P

-

89,00

-

-

**2000 / 2002 (USA)****520 (USA)****2002 tii (USA)**

Eng. M10 B20

1990 ccm

74-85 kW (100-115 PS)

65-75

72-74

72-77

**89,00**

1,75

2,00

4,00

**790723-00-8**

910 IF P \*

931 P

3PC Cr

-

89,00

-

-

**633 Csi****635 Csi****732i / 733i / 735i**

Eng. M30 B32 L / LU / M

3210 ccm

130-147 kW (176-200 PS)

76-87

83-85

77-86

**89,00**

1,50

1,50

3,00

**790723-00-8**

910 IF P \*

931 P

3PC Cr

-

89,00

-

-

**540i / 740i****840 Ci**

Eng. M60 B40

3982 ccm

210 kW (286 PS)

92-

93-

**89,00**

V8

1,50

1,50

3,00

**790723-00-8**

910 IF P \*

931 P

3PC Cr

-

89,00

-

-



MODEL / ENGINE

|   | YEAR   | Dia.<br>CYL       | KH<br>VT<br>MT | GL<br>BU<br>Ø x L |  | SM-REF   | SM-REF. | Piston<br>Dia. | SM-REF. | SM-REF. |
|---|--|-------------------|----------------|-------------------|--|--|---------|----------------|---------|---------|
| <b>BMW</b>  |  |                   |                |                   |  |  |         |                |         |         |
| <b>530i</b><br><b>730i</b><br>Eng. M30 B30 ME 7<br>2986 ccm<br>138 / 145 kW (188 / 197 PS)  | -90<br>86-94                                       | <b>89,00</b><br>6 |                |                   |  | <b>790714-00-6</b><br>1,50 910 IF Cr *<br>2,00 931 P<br>3,50 947 EX Cr   | -       | 89,00          | -       | -       |
| <b>745i</b><br>Eng. M30 B32 LA<br>3210 ccm<br>130-152 kW (197-207 PS)   | 79-82  |                   |                |                   |  |  |         |                |         |         |
| <b>535i / M 535i</b><br><b>535i / M 535i</b><br><b>635 CSI</b><br><b>745i</b><br><b>735i / iL</b><br><b>735i</b><br>Eng. M30 B34 / M30 B35<br>3430 ccm<br>136-185 kW (185-220 PS) | 85-87<br>88-95<br>85-90<br>83-86<br>86-92<br>85-86 | <b>92,00</b><br>6 |                |                   |  | <b>790715-00-6</b><br>1,50 910 IF Cr S<br>2,00 931<br>3,50 947 EX Cr     | -       | 92,00          | -       | -       |
| <b>BMW DIESEL</b>   |  |                   |                |                   |  |  |         |                |         |         |
| <b>Eng. M21 D24 WA</b><br>324 TD / 524 TD<br>2443 ccm<br>84 kW (115 PS)   | 83-91<br>83-91                                     | <b>80,00</b><br>6 |                |                   |  | <b>790713-00-6</b><br>2,50 916 Cr P *<br>2,00 911 P<br>3,50 947 EX Cr    | -       | 80,00          | -       | -       |
| <b>Eng. M41 D18</b><br>318 TDS / Compact 318 TDS<br>Touring 318 TDS<br>1665 ccm<br>66 kW (89 PS)  | 95-98<br>95-99                                     | <b>80,00</b><br>4 |                |                   |  | <b>790701-00-2</b><br>3,00 914 Cr *<br>1,75 911 IF U P<br>3,00 947 EX Cr | -       | 80,00          | -       | -       |
| <b>Eng. M51 D25</b><br>325 TD / 525 TD<br>Estate 525 TD<br>2497 ccm<br>85 kW (115 PS)   | 91-03<br>93-97                                     | <b>80,00</b><br>6 |                |                   |  |  |         |                |         |         |
| <b>Eng. M51 D25</b><br>325 TDS<br>Touring 325 TDS<br>525 TDS<br>Estate 525 TDS<br>Touring 525 TDS<br>725 TDS<br>2498 ccm<br>105 kW (143 PS)                                       | 93-98<br>95-99<br>91-03<br>91-97<br>97-04<br>96-01 |                   |                |                   |  |  |         |                |         |         |
| <b>Eng. M51 D25 WA / KAT</b><br>325 TD / TDS<br>525 TD / TDS<br>2497 ccm<br>85/105 kW (115 / 143 PS)  | 91-99<br>91-00                                     | <b>80,00</b><br>6 |                |                   |  | <b>790720-00-6</b><br>3,00 914 Cr *<br>1,75 911 IF U P<br>3,00 947 EX Cr | -       | 80,00          | -       | -       |



MODEL / ENGINE

| YEAR | Dia.<br>CYL | KH<br>VT<br>MT | GL<br>BU<br>Ø x L |  | SM-REF | SM-REF. | Piston<br>Dia. | SM-REF. | SM-REF. |
|------|-------------|----------------|-------------------|--|--------|---------|----------------|---------|---------|
|------|-------------|----------------|-------------------|--|--------|---------|----------------|---------|---------|

**BMW DIESEL**

**Eng. M57 D25**

525 D Intercooler  
2495 ccm  
120 kW (163 PS)

99-

**80,00**  
6

3,00  
2,00  
3,00

**790791-00-3**  
914 Cr \*  
931 P  
947 EX Cr

-

80,00

-

-

**790792-00-3**  
910 IF Cr \*  
931 P  
947 EX Cr

-

80,00

-

-

**Eng. M47 D20**

320 D  
1998 ccm  
85-120 kW (116-163 PS)

**84,00**  
4

3,00  
1,75  
3,00

**790735-00-2**  
914 Cr \*  
931 P  
947 EX Cr P

-

84,00

-

-

**Eng. M47 204 D1 / D4**  
**Eng. M47 D 20**

120 D / 318 D / 320 D / 520 D  
1951 ccm  
85-120 kW (116-163 PS)

97-

**84,00**  
4

3,00  
2,00  
3,00

**790738-00-2**  
914 Cr \*  
931 P  
947 EX Cr P

-

84,00

-

-

**Eng. M57 D30**  
**Eng. M57 N306 D2**

330 D / 530 D / 730 D / X5  
2926 ccm  
130-142 kW (177-193 PS)

99-

**84,00**  
6

**Eng. M67 D40**

740 D  
3901 ccm  
180 kW (245 PS)

99-01

**84,00**  
8

**Eng. M47 204 D1**  
**Eng. M47 D 20**

318 D / 320 D / Compact 2.0  
Touring 318 D / 320 D  
520 D / Touring 520 D  
1951 ccm  
85-100 kW (116-136 PS)

98-03  
00-05  
00-03

**84,00**  
4

3,00  
2,00  
2,00

**790753-00-2**  
914 Cr  
931 P  
947 EX Cr \*

-

84,00

-

-

**Eng. M57 306 D1**  
**Eng. M57 D 30**

330 D / 330 XD Touring 330 D  
Touring 330 XD  
530 D / Touring 530 D  
730 D  
X5 3.0 D  
2926 ccm  
135 kW (184 PS)

99-05  
00-05  
98-05  
98-01  
01-

**84,00**  
6

**Eng. M67 D 39**

740 D  
3901 ccm  
180 kW (245 PS)

99-01

**84,00**  
8



MODEL / ENGINE

YEAR

Dia.  
CYL

Ø x L



SM-REF



SM-REF.

Piston  
Dia.

SM-REF.



SM-REF.

**BMW DIESEL****Eng. N47 D20 A**

118 D  
116 D  
120d  
Convertible 118 D / 120 D  
Coupe 120 D  
318 D  
320 D / Convertible 320 D  
Coupe 320 XD / 320 D  
Touring 320 D / 318 D  
Touring 320 XD  
520 D / Touring 520 D  
X3 2.0 D  
1995 ccm  
85-120 kW (116-163 PS)

07-  
09-  
04-  
08-  
07-  
05-  
07-  
05-  
05-

**84,00**  
4  
47  
-  
-14,5  
73  
-  
47,5  
-  
MØ=47,50

x  
63  
1,75  
1,75  
2,00

**790756-00-4**  
910 CCL \*  
931 P  
947 EX Cr \*

**800701-00-1**  
RT / KK

84,00

-

-

**Eng. N47 D20 C**

118 D / 116 D / 120 D  
Convertible 118 D / 120 D  
Coupe 118 D / 120 D  
316 D / 318 D / 320 D / 320 / xDrive  
320 XD / 316 D / 318 D / 320 D  
Coupe 320 D xDrive  
Touring 318 D / 320 D xDrive  
Touring 316 D / 320 D  
520 D / Touring 520 D  
X1 sDrive18 D / 20 D  
X3 xDrive18 D / X3 xDrive20 D  
X3 xDrive 20 D  
1995 ccm  
85-135 kW (116-184 PS)

07-  
08-  
07-  
05-  
11-  
08-  
07-  
09-  
07-  
09-  
08-  
10-**Eng. N47 D20 B****Eng. N47S D20 D**

123 D / Coupe 123 D  
Convertible 123 D  
X1 xDrive23 D  
1995 ccm  
150 kW (204 PS)

07-  
08-**Eng. M57 N306 D2**

Euro 4  
330 D / 330 XD  
Convertible 330 CD  
Coupe 330 CD  
Touring 330 D  
Touring 330 XD  
2993 ccm  
150 kW (204 PS)

03-05  
05-  
03-  
03-  
03-05**84,00**  
6

3,00  
2,00  
2,00

**790753-00-2**  
914 Cr  
931 P  
947 EX Cr \*

-

84,00

-

-

**Eng. M57 TU D30**

330 D  
Convertible 330 CD  
Coupe 330 CD  
Touring 330 D  
530 D / Touring 530 D  
2993 ccm  
150-200 kW (204-272 PS)

99-05  
05-  
03-  
99-05  
98-00

2,50  
2,00  
3,00

**790741-00-2**  
910 Nit S  
931 P  
947 EX Cr P

-

84,00

-

-



MODEL / ENGINE

YEAR

Dia.  
CYLVT  
MT

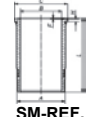
Ø x L



SM-REF



SM-REF.

Piston  
Dia.

SM-REF.



SM-REF.

**BMW DIESEL****Eng. M47 N 204 D4**

Euro 4  
118 D / 120 D  
318 D / 320 D  
Convertible 320 CD  
Coupe 320 CD  
Touring 318 D / 320 D  
520 D  
Touring 520 D  
X3 2.0 D  
1995 ccm  
85-120 kW (116-163 PS)

04-  
01-05  
05-  
03-  
01-05  
07-  
05-  
04-

**84,00**  
4

3,00  
2,00  
2,00

**790753-00-2**  
914 Cr  
931 P  
947 EX Cr \*

-

84,00

-

-

**Eng. M47 N 204 D5**

Touring 320 D  
520 D / 520 D Touring  
X3 2.0 D  
1995 ccm  
120 kW (163 PS)

05-  
05-  
04-

**84,00**  
6

3,00  
2,00  
2,00

**790753-00-2**  
914 Cr  
931 P  
947 EX Cr \*

-

84,00

-

-

**Eng. M47 TUD 20**

Euro 4  
320 D  
1995 ccm

01-

**84,00**  
4

3,00  
2,00  
2,00

**790753-00-2**  
914 Cr  
931 P  
947 EX Cr \*

-

84,00

-

-

**Eng. M54 N 306 D2**

Euro 4  
X3 3.0 D  
2993 ccm  
150 kW (204 PS)

04-

**84,00**  
6

3,00  
2,00  
2,00

**790753-00-2**  
914 Cr  
931 P  
947 EX Cr \*

-

84,00

-

-

**Eng. N47 D 20 A**

118 D / 120 D  
Convertible 120 D  
Coupe 120 D  
Convertible 320 D  
Coupe 320 D / 320 XD  
Touring 318 D / 320 D / XD  
520 D / Touring 520 D  
Touring 520 D / X3 2.0 D  
1995 ccm  
120-85 kW (116-163 PS)

04-07  
08-  
07-  
07-  
05-  
05-  
07-

**84,00**  
4

3,00  
2,00  
2,00

**790753-00-2**  
914 Cr  
931 P  
947 EX Cr \*

-

84,00

-

-

**Eng. M57 N2306 D2****Eng. N57 306 D2**

Euro 4

**Eng. M57 N306 D4**

530 D  
Touring 530 D  
730 D  
X3 3.0 D  
X5 3.0 D  
2993 ccm  
160 kW (218 PS)

03  
04-  
02-  
03-

**84,00**  
6

3,00  
2,00  
2,00

**790753-00-2**  
914 Cr  
931 P  
947 EX Cr \*

-

84,00

-

-

**Eng. M57 N 306 D2**

730 LD  
2993 ccm  
170 kW (231 PS)

05-

**84,00**  
6

2,50  
2,00  
2,00

**790740-00-2**  
910 Nit S  
931 P  
947 EX Cr \*

-

84,00

-

-





MODEL / ENGINE

YEAR



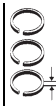
Dia.  
CYL



VT  
MT



Ø x L



SM-REF



SM-REF.



Piston  
Dia.



SM-REF.



SM-REF.

### BMW DIESEL

#### Eng. N47 D20

118 D  
120 D  
318 D / Touring  
320 D / Coupe / Touring / XD  
520 D / Touring  
X3 2.0d  
1995 ccm  
85-120 kW (116-163 PS)

07-  
03-  
05-  
07-  
05-  
07-

**84,00**  
4

3,00  
2,00  
2,00

**790753-00-2**  
914 Cr  
931 P  
947 EX Cr \*

-

84,00

-

-

#### Eng. M57 N 306 D2

Euro 4  
330 D / XD / Touring  
330 CD  
330 D / 330 XD  
Convertible 330 CD  
Coupe 330 CD  
2993 ccm  
150 kW (204 PS)

03-05  
05-  
03-05  
05-  
03-

**84,00**  
6

#### Eng. M57 N2306 D4 / D2

#### Eng. N57 306 D2

X3  
X5  
530 D / Touring  
730 D  
730 LD  
2993 ccm  
160/170 kW (218/231 PS)

04-  
03-  
03-  
02-  
05-

#### Eng. M57 306 D 3

325 D / 330 D / 330 XD  
Coupe 330 D / 330 XD  
Touring 325 / 330 D / 330 XD  
525 D / 525 XD  
530 D / 530 XD  
Touring 530 D / 530 XD  
730 LD  
X5 3.0 D  
2993 ccm  
145-173 kW (197-235 PS)

05-  
05-  
05-  
07-  
03-  
05-  
05-  
07-

**84,00**  
6

2,50  
2,00  
2,00

**790740-00-2**  
910 Nit S  
931 P  
947 EX Cr \*

-

84,00

-

-

#### Eng. M57 TU2 D30

Euro 4  
330 D / 330 XD  
Convertible 325 D / 330 D  
Coupe 325 D  
Coupe 330 D / 330 XD  
Touring 325 D / 330 XD  
2993 ccm  
145-173 kW (197-235 PS)

05-  
07-  
06-

#### Eng. M57 N2 306 D3

325 D 3.0  
330 D 3.0  
X6 3.0 D  
X6 xDrive 3.0 D  
2993 ccm  
150-180 kW (204-245 PS)

10-  
09-11  
08-  
08-



MODEL / ENGINE

YEAR

Dia.  
CYL

Ø x L



SM-REF



SM-REF.

Piston  
Dia.

SM-REF.



SM-REF.

**BMW DIESEL****Eng. B37 C15 A**  
**Eng. B37 D15 A**1496 ccm  
70 kW (95 PS)**84,00**  
31,50  
1,50  
2,00<sup>\*NEW\*</sup>  
**790746-00-4**  
910 IF Nit S  
931 P  
947 EX Cr \*

-

84,00

-

-

**Eng. B47 C20 A**  
**Eng. B47 D20 A**Touring 316 d  
Coupe 420 d / xDrive  
Cabriolet 420 d  
Gran Coupe 418 d  
Gran Coupe 420 d / xDrive  
518 d  
520 d / xDrive  
525 d / xDrive  
1995 ccm  
85-100 kW (116 -136 PS)12-  
13-  
13-  
14-  
14-  
13-14  
13-16  
11-**84,00**  
4**CATERPILLAR****Eng. 3304**Loader 931 / 941 / 950 / 951  
Tractor D3 / D4 / D5  
Wheel Loader 910 / 955  
7000 ccm  
46-97 kW (62-130 PS)**120,65**  
473,91  
-  
-7,26  
-14,22  
115,0638,128  
x  
953,16  
2,38  
5,55**791202-00-2**  
910 Cr \*  
911 IW Cr \*  
947 EX Cr**800912-00-1**  
DRT

120,65

**950912-1**  
A=134,35  
L=253,88  
H=10,28  
C=142,87  
F=1,02**810912-2****Eng. 3306**Tractor D5 / D6 / 814 / 816  
Wheel Loader 966  
10500 ccm  
78-147 kW (106-200 PS)

66-

**120,65**  
6**Eng. 1673 C**

S-No. 69D1.. / 76E..











**120,65**  
473,91  
-  
-6,6/-7,2  
-14,22  
115,0643,18  
x  
94,93,16  
2,38  
5,55**791202-00-2**  
910 Cr \*  
911 IW P  
947 EX Cr**800914-00-1**  
DRT










120,65











**950912-1**  
A=134,35  
L=253,88  
H=10,28  
C=142,87  
F=1,02**810914-1****Eng. D 330 C**S-No. 4B1..4B4554  
S-No. 5B1..5B1008**Eng. D 33 C**

S-No. 62/66/67D1...

**Eng. 3304**S-No. 4B4555 / 5B1009  
6947 ccm  
46-101 kW (62-137 PS)**Eng. 3306**S-No.66D8891 / 67D1103  
S-No.69D1 / 3N1  
Wheel Loader 627/637/ 980 B  
Pipelayer 571F / 572F  
10420 ccm  
83-186 kW (126-252 PS)**120,65**  
6

| <br><b>MODEL / ENGINE</b>  | <b>YEAR</b>    | <br><b>Dia.</b><br><b>CYL</b> | <br><b>VT</b><br><b>MT</b> | <br><b>Ø x L</b> |  | <br><b>SM-REF</b>          | <br><b>SM-REF.</b> | <br><b>Piston</b><br><b>Dia.</b> | <br><b>SM-REF.</b> | <br><b>SM-REF.</b> |
|--|----------------|---|--|---|--|--|--|--|--|--|
| <b>CHERY</b><br><br><b>Charigan / QQ 1.1</b><br><b>Van / Hafei / Wuling</b><br>Eng. JL465Q7 / DA465Q<br>Eng. LJ465Q-1AE<br>1100 ccm<br>34 kW (46 PS) | 07-            | 65,50<br>4  |  |   | 1,50<br>1,50<br>2,80   | <b>799901-00-4</b><br>910 Cr S<br>911 P<br>3PC Cr<br><br><b>799901-25-4</b><br><br><b>799901-50-4</b>      | -<br>-<br>-  | 65,50<br>65,75<br>66,00  | -<br>-<br>-  | -<br>-<br>-  |
| <b>QQ3</b><br>Eng. SQR372 Euro III<br>812 ccm<br>38 kW (52 PS)<br><br><b>QQ6</b><br>Eng. SQR472 Euro IV<br>1083 ccm<br>50 kW (67 PS)                 | 03-<br><br>06- | 72,00<br>3<br><br>72,00<br>4  |  |   | 1,20<br>1,20<br>2,50<br><br>1,20<br>1,20<br>2,50                                 | <b>799903-00-3</b><br>910 Cr S<br>931 P<br>3PC Cr<br><br><b>799903-50-3</b><br><br><b>799904-00-4</b>      | -<br>-<br>-  | 72,00<br>72,50<br>72,00  | -<br>-<br>-  | -<br>-<br>-  |
| <b>Chery Fengyun</b><br><b>Chery Cowin (Qiyun)</b><br>Eng. SQR480 Euro III<br>1596 ccm<br>43 kW (58 PS)  | 99-            | 79,94<br>4  |  |   | 1,60<br>2,00<br>4,00   | <b>799905-00-4</b><br>910 Mo<br>931 P<br>3PC Cr  | -  | 79,50  | -  | -  |
| <b>CHEVROLET</b><br><br><b>Matiz 0.8i</b><br>Eng. F8CV (37 kW )<br>796 ccm<br>37-38 kW (50-52 PS)  | 05-            | 68,50<br>3  | 25<br>-<br>-<br>-2,6<br>55<br>-<br>MØ=53,9<br>-  | 16<br>x<br>54   | 1,20<br>1,50<br>2,80   | <b>791401-00-3</b><br>910 IF Cr P S<br>931 P<br>3PC Cr<br><br><b>791401-25-3</b><br><br><b>791401-50-3</b> | <b>801401-00-1</b><br><br><b>801401-25-1</b><br><br><b>801401-50-1</b>                               | 68,50<br>68,75<br>69,00  | -<br>-<br>-  | -<br>-<br>-  |
| <b>Aveo 1.2</b><br>1150 ccm<br>53 kW (72 PS)<br><br><b>Tico / Matiz</b><br>Eng. 4EA<br>995 ccm<br>49 kW (67 PS)                                      |                | 68,50<br>4  |  |   | 1,20<br>1,20<br>2,50   | <b>791402-00-3</b><br>910 IF Cr S<br>911 P<br>3PC Cr<br><br><b>791402-25-4</b><br><br><b>791402-50-4</b>   | -<br>-<br>-  | 68,50<br>68,75<br>69,00  | -<br>-<br>-  | -<br>-<br>-  |
| <b>Aveo</b><br><b>Sail / Beat / Spark</b><br>Eng. S-Tec 2<br>1206 ccm<br>62 kW (84 PS)   | 08-11<br>10-   | 69,70<br>4  |  |   | 1,20<br>1,20<br>2,00   | <b>793521-00-4</b><br>910 IF Cr S<br>911 P<br>3PC Nit<br><br><b>793521-50-4</b>                            | -<br>-<br>-  | 69,70<br>70,20   | -<br>-   | -<br>-   |

| MODEL / ENGINE  | YEAR              |  Dia.<br>CYL |  KH<br>GL<br>VT<br>MT |  Ø x L |  |  SM-REF      |  SM-REF. |  Piston<br>Dia. |  SM-REF. |  SM-REF. |                |   |   |
|---|-------------------|--|---|---|--|--|--|---|--|--|----------------|---|---|
| <b>CHEVROLET</b>  |                   |  |   |   |  |  |  |   |  |  |                |   |   |
| <b>Aveo 1.4</b><br><b>Cruze 1.4</b><br><b>Orlando 1.4 / Trax 1.4 AWD</b><br>Eng. A 14 NET Euro 5<br>1364 ccm<br>103 kW (140 PS)   | 13-<br>10-<br>12- | <b>72,50</b><br>4  |   |   |  | <b>791413-00-4</b><br>1,20 910 IF Nit S<br>1,20 931 P<br>2,00 3PC Nit                        | -  | 72,50   | -  | -  |                |   |   |
| <b>Sail / Spin</b><br>Eng. S-Tec III 1.4L<br>1399 ccm   |                   | <b>73,80</b><br>4  |   |   |  | <sup>*NEW*</sup><br><b>791410-00-4</b><br>1,20 910 IF Nit S<br>1,20 931 P *<br>2,00 3PC Nit  | -  | 73,80   | -  | -  |                |   |   |
| <b>Aveo</b><br>Eng. LX6<br>1498 ccm<br>62 kW (84 PS)  | 05-               | <b>76,50</b><br>4  | 28<br>-<br>-5,3<br>51<br>-<br>-   | 18<br>x<br>55   | 1,50<br>1,50<br>3,00   | <sup>*NEW*</sup><br><b>791404-00-4</b><br>1,50 910 Cr S P<br>1,50 931 P TUC<br>3,00 3PC Cr P | <sup>*NEW*</sup><br><b>801405-00-1</b>   | 76,50   | -  | -  |                |   |   |
|   |                   |  |   |   |  | <sup>*NEW*</sup><br><b>791404-25-4</b>   | <sup>*NEW*</sup><br><b>801405-25-1</b>   |   |  |  | 76,75          | - | - |
|   |                   |  |   |   |  | <sup>*NEW*</sup><br><b>791404-50-4</b>   | <sup>*NEW*</sup><br><b>801405-50-1</b>   |   |  |  | 77,00          | - | - |
|   |                   |  |   |   |  | <b>791408-00-4</b><br>1,50 910 Cr S P<br>1,50 931 P TUC<br>2,00 3PC Cr P                     | -  |   |  |  | 76,50          | - | - |
|   |                   |  |   |   |  | <b>791408-25-4</b><br><b>791408-50-4</b>   | -  |   |  |  | 76,75<br>77,00 | - | - |
| <b>Kalos / Lacetti / Aveo 1.4</b><br>Eng. 4NB D MT / 5HB D AT + MT<br>1399 ccm<br>69 kW (94 PS)                                   |                   | <b>77,90</b><br>4  |   |   |  | <b>791403-00-4</b><br>1,20 910 Cr S Fe<br>1,50 931 P<br>2,50 3PC Cr                          | -  | 77,90   | -  | -  |                |   |   |
| <b>Lanos / Nubira / Espero</b><br><b>Racer 1.6 i</b><br>Eng. LPG 1.6 / C16 LZ2<br>Eng. A16DM / A16MF<br>1598 ccm<br>55 kW (75 PS) |                   | <b>79,00</b><br>4  | 28<br>0,4<br>-<br>-2,7<br>48,4  | 18<br>x<br>55   | 1,20<br>1,50<br>3,00   | <b>793538-00-4</b><br>1,20 910 Cr S<br>1,50 931 P<br>3,00 3PC Cr P                           | <b>803511-00-1</b>   | 79,00   | -  | -  |                |   |   |
|   |                   |  |   |   |  | <b>793538-25-4</b>   | -  |   |  |  | 79,25          | - | - |
|   |                   |  |   |   |  | <b>793538-50-4</b>   | <b>803511-50-1</b>   |   |  |  | 79,50          | - | - |
|   |                   |  |   |   |  | <b>793538-10-4</b>   | <b>803511-10-1</b>   |   |  |  | 80,00          | - | - |
| <b>Lacetti 1.8 / Viva 1.8</b><br>Eng. X 18 XE1<br>Eng. Z 18 XEL<br>1796 ccm<br>89 kW (121 PS)                                     |                   | <b>80,50</b><br>4  |   |   | 1,20<br>1,20<br>2,00   | <b>793549-00-4</b><br>1,20 910 Nit S<br>1,20 931 P<br>2,00 3PC Nit                           | -  | 80,50   | -  | -  |                |   |   |
|   |                   |  |   |   |  | <b>793549-50-4</b>   | -  |   |  |  | 81,00          | - | - |
| <b>Nubira</b><br>Eng. E-TEC II<br>1799 ccm<br>85 kW (115 PS)  | 03-               | <b>81,60</b><br>4  |   |   | 1,50<br>1,50<br>3,00   | <b>793541-00-2</b><br>1,50 910 IF Cr P S<br>1,50 931 P<br>3,00 3PC Cr                        | -  | 81,60   | -  | -  |                |   |   |
|   |                   |  |   |   |  | <b>793541-50-2</b>   | -  |   |  |  | 82,10          | - | - |

| <br><b>MODEL / ENGINE</b>   | <b>YEAR</b>                               | <br><b>Dia.</b><br><b>CYL</b> | <br>KH<br>GL<br>VT<br>MT | <br>Ø x L |  | <br><b>SM-REF</b> | <br><b>SM-REF.</b> | <br><b>Piston</b><br><b>Dia.</b> | <br><b>SM-REF.</b> | <br><b>SM-REF.</b> |
|---|---|---|--|--|--|---|--|--|--|--|
| <b>CHEVROLET</b><br><br><b>Tosca / Epica / Lacetti</b><br>Eng. E-TEC II<br>1799 ccm<br>90 kW (122 PS)   | 06-                                       | 82,00<br>4  |  |  | 1,20<br>1,20<br>2,00   | <b>791406-00-4</b><br>910 Nit S<br>911 P<br>3PC Nit P   | -  | 82,00  | -  | -  |
| <b>CHEVROLET DIESEL</b><br><br><b>Eng. XSDE 1.0</b><br>Beat<br>Spark<br>939 ccm<br>42 kW (57 PS)  | 11-<br>09-                                | 69,60<br>3  |  |  | 1,50<br>1,50<br>2,00   | <b>791412-00-3</b><br>910 Cr S<br>911 P<br>947 EX Nit S   | -  | 69,60  | -  | -  |
| <b>Eng. LDV Euro 5</b><br><b>Eng. LSF Euro 4</b><br>Aveo 1.3 D<br>1248 ccm<br>55-70 kW (75-95 PS)   | 12-                                       | 69,60<br>4  |  |  | 1,50<br>1,50<br>2,00   | <b>792071-00-4</b><br>910 CCL *<br>911 P<br>947 EX Nit S  | -  | 69,60  | -  | -  |
| <b>Eng. Z 20 DMH</b><br><b>Eng. Z 20 S</b><br><b>Eng. Z 20 DM</b><br>Captiva 2.0 D<br>Cruze 2.0 CDI<br>Epica 2.0 D<br>Lacetti 2.0 D<br>Nubira 2.0 D<br>1991 ccm<br>89-110 kW (121-150 PS) | 06-11<br>09-10<br>07-11<br>07-10<br>05-10 | 83,00<br>4  |  |  | 2,00<br>2,00<br>3,00   | <b>793580-00-4</b><br>916 Nit S<br>911 P<br>947 EX Cr P   | -  | 83,00  | -  | -  |
| <b>CHRYSLER</b><br><br><b>Delta 1.4 / 16V</b><br>Eng. 198 A4.000 / A7.000<br>1368 ccm<br>88-103 kW (120-140 PS)   | 11-                                       | 72,00<br>4  |  |  | 1,20<br>1,20<br>2,00   | <b>792013-00-4</b><br>910 CCL *<br>931 P<br>947 EX Cr *<br><br>*NEW*<br><b>792013-20-4</b>        | -<br><br>-   | 72,00<br><br>72,20   | -<br><br>-   | -<br><br>-   |
| <b>CHRYSLER DIESEL</b><br><br><b>Eng. 198 A2.000</b><br>Delta 1.6 D Multijet<br>1598 ccm<br>88 kW (120 PS)  | 11-                                       | 79,50<br>4  |  |  | 2,00<br>1,75<br>2,00   | <b>792082-00-4</b><br>910 CCL *<br>931 P<br>947 EX Cr *   | -  | 79,50  | -  | -  |
| <b>Eng. 198 A5.000</b><br>Delta 2.0 D Multijet<br>1956 ccm<br>121 kW (165 PS)   | 11-                                       | 83,00<br>4  |  |  | 1,50<br>1,50<br>2,00   | <b>793509-00-4</b><br>910 CCL P *<br>931 P<br>947 EX Cr *<br><br><b>793509-40-4</b>               | -<br><br>-   | 83,00<br><br>83,40   | -<br><br>-   | -<br><br>-   |



MODEL / ENGINE

YEAR



Dia.  
CYL



VT  
MT BU



Ø x L



SM-REF



SM-REF.



Piston  
Dia.



SM-REF.



SM-REF.

**CHRYSLER  
DIESEL**

**Eng. J8 S**

Cherokee 2.1 D 4x4  
Cherokee 2.1 TD  
Comanche 2.1 D  
Jeep Cherokee 2.1 D  
2068 ccm  
59-64 kW (80-87 PS)

86-92  
89-92  
86-90  
86-92

**86,00**  
4

2,50  
2,50  
4,00

**793830-00-4**  
914 Cr \*  
931 P  
947 EX Cr

-

86,00

-

-

**Eng. J8 S**

Jeep Cherokee / Laredo  
2068 ccm  
65 kW (88 PS)

91-

**86,00**  
4

2,50  
2,50  
3,00

**793831-00-4**  
914 Cr \*  
931 P  
947 EX Nit P

-

86,00

-

-

**Eng. OM 611**

PT Criuser 2.2 CRD  
2148 ccm  
110 kW (150 PS)

03-

**88,00**  
4

2,50  
2,00  
3,00

**791089-00-1**  
910 Cr \*  
911 IF  
947 EX Cr

-

88,00

-

-

**Eng. OM 612**

Dodge Sprinter  
2686 ccm  
115 kW (156 PS)

03-

**88,00**  
5

**791089-50-1**

-

88,50

-

-

**Eng. HR 492 HT**

Grand Cherokee 2.5 TD  
Voyager 2.5 TD  
2500 ccm  
85-104 kW (116-141 PS)

95-99

**92,00**  
4

2,50  
2,00  
4,00

**795202-00-4**  
914 Cr \*  
931  
947 EX Cr

-

92,00

-

-

**Eng. AD 4.236**

Pick-up  
3866 ccm  
48-60 kW (65-82 PS)

90-

**98,48**  
4

2,38  
2,38  
4,74

**793626-00-2**  
910 IF Cr  
910 IW P  
947 EX P

-

98,48

-

-

**793626-25-2**

-

98,73

-

-

**Eng. C4.40 / T4.40**

Dodge AS 900 / AS 950  
3990 ccm  
82-88 kW (112-120 PS)

**100,00**  
4

3,00  
2,50  
4,00

**793613-00-2**  
916 Cr P \*  
911 P  
947 EX Cr

-

100,00

-

-



MODEL / ENGINE

YEAR

Dia.  
CYLVT  
MT

Ø x L



SM-REF



SM-REF.

Piston  
Dia.

SM-REF.



SM-REF.

**CITROËN****C15 1.0 / AX 10 / Saxo**Eng. TU9 / XV8  
954 ccm  
33 kW (45 PS)

83-

**70,00**  
42,00  
2,00  
4,00**793701-00-4**  
910 IF Cr  
931 P  
3PC Cr

-

70,00

-

-

**AX / SAXO / Visa / C 15**Eng. TU9 / TU9 M / TU9 Z  
954 ccm  
33 kW (45 PS)

87-

**70,00**  
41,50  
1,50  
3,00**793703-00-4**  
910 IF Cr S  
911  
3PC Cr

-

70,00

-

-

**C1 1.0i**Eng. 1KR-FE  
998 ccm  
50 kW (68 PS)

10-

**71,00**  
31,00  
1,00  
1,50**799601-00-3**  
910 IF Cr S  
931 P S  
3PC Cr

-

71,00

-

-

**AX****BX****ZX**Eng. TU1 K  
1124 ccm  
40 kW (54 PS)

88-

88-92

91-

**72,00**  
41,50  
2,00  
3,00**793706-00-4**  
910 IF Cr \*  
930  
3PC Cr

-

72,00

-

-

**AX****Berlingo****C 15****Saxo****ZX**Eng. TU1 M  
1124 ccm  
44 kW (60 PS)

92-98

96-

89-97

96-

91-97

**72,00**  
41,50  
2,00  
3,00**793706-00-4**  
910 IF Cr \*  
930  
3PC Cr

-

72,00

-

-

**Saxo****ZX**Eng. TU1 Z  
1124 ccm  
44 kW (60 PS)

96-

93-97

**72,00**  
41,50  
2,00  
3,00**793706-00-4**  
910 IF Cr \*  
930  
3PC Cr

-

72,00

-

-

**Visa 11**Eng. 109/5  
1124 ccm  
37 kW (50 PS)

78-91

**72,00**  
41,50  
2,00  
4,00**793709-00-4**  
910 IF Cr \*  
930 P  
3PC Cr

-

72,00

-

-

**Berlingo****C 2****C 3****Saxo**Eng. TU1 JP  
1124 ccm  
44 kW (60 PS)

00

03-

02-

00-03

**72,00**  
4

27,75

-0,1

-

-

47,6

18

x

54,8

1,50  
1,50  
2,50**793754-00-4**  
910 IF Cr \*  
931  
3PC Cr**803712-00-1**

72,00

-

-

**AX / BX / C15 / ZX**Eng. TU3 A / K2D  
1361 ccm  
44-55 kW (60-75 PS)

88-93

89-96

87-96

91-93

**75,00**  
41,75  
2,00  
3,00**793738-00-4**  
910 IF Cr S  
931 P  
946 EX P

-

75,00

-

-










**793738-25-4**

-










75,25










-










-

| MODEL / ENGINE  | YEAR                    |  Dia.<br>CYL |  KH<br>VT<br>MT |  Ø x L |  |  SM-REF |  SM-REF. |  Piston<br>Dia. |  SM-REF. |  SM-REF. |
|---|-------------------------|--|---|---|--|---|--|---|--|--|
| <b>CITROËN</b>  |                         |  |   |   |  |   |  |   |  |  |
| <b>Visa II Super X</b><br>Eng. 129/5<br>1219 ccm<br>42 kW (57 PS)   | 80-82                   | <b>75,00</b><br>4  |   |   |  | <b>793817-00-4</b><br>1,75 910 IF Cr S<br>2,00 931 P<br>4,00 3PC Cr                     | -  | 75,00   | -  | -  |
| <b>Visa 1.4</b><br><b>C15 1.4 E</b><br>Eng. 150D / XY7<br>1360 ccm<br>44 kW (60 PS)   | 84-91<br>87-96          |  |   |   |  |   |  |   |  |  |
| <b>BX 14 E / BX Break 1.4</b><br><b>BX 14 E</b><br><b>Visa 14 GT</b><br>Eng. XY6 (150F)<br>Eng. XY6C (150A)<br>Eng. XY6D (150C)<br>Eng. XY8 (150B) / (150 A)<br>1360 ccm<br>46-53 kW (62-72 PS) | 83-93<br>85-93<br>82-91 |  |   |   |  |   |  |   |  |  |
| <b>Berlingo / C2 / C3</b><br><b>Saxo / Xsara / ZX</b><br>Eng. TU3 JP<br>1361 ccm<br>55 kW (75 PS)   | 91-03                   | <b>75,00</b><br>4  | 27,75<br>-<br>-<br>49,93<br>-<br>-  | 18<br>x<br>55   | 1,50<br>1,50<br>2,50   | <b>793755-00-4</b><br>910 IF Cr S<br>931 P<br>3PC Cr<br><br>*NEW*<br><b>793755-25-4</b> | <b>803730-00-1</b><br><br>-  | 75,00<br><br>75,25  | <b>953705-4</b><br>A=79,20<br>L=135,20<br>H=90<br>C=89,2<br><br>-                          | <b>813730-1</b><br><br>-   |
| <b>C2 1.4 I</b><br><b>C3 1.4 I</b><br><b>C4 1.4</b><br>Eng. KFV / ET3 J4<br>1361 ccm<br>65 kW (88 PS)   | 06-<br>03-<br>04-       | <b>75,00</b><br>4  | 29,5<br>-<br>-<br>52,3<br>-<br>-  | 18<br>x<br>44,5   | 1,20<br>1,50<br>2,50   | <b>793760-00-4</b><br>910 IF Nit S<br>931 AN P<br>3PC Cr                                | <b>803713-00-1</b>   | 75,00   | <b>953705-4</b><br>A=79,20<br>L=135,20<br>H=90<br>C=89,2                                   | <b>813705-4</b>  |
| <b>C4 Aircross 1.6</b><br>Eng. 4A92<br>1590 ccm<br>85-88 kW (116-117 PS)  | 12-                     | <b>75,00</b><br>4  |   |   |  | <b>798707-00-4</b><br>1,00 910 Nit S<br>1,20 931 P<br>2,00 3PC Nit                      | -  | 75,00   | -  | -  |
| <b>Visa / Special / GSX2</b><br>Eng. G 12.611 / G 12.612<br>1198 ccm<br>43,5 kW (59 PS)   | 72-80                   | <b>77,00</b><br>4  |   |   |  | <b>791110-00-2</b><br>1,75 910 Cr *<br>2,00 931 P<br>4,00 947 EX P                      | -  | 77,00   | -  | -  |
| <b>LNA / Visa / A 4x4</b><br><b>Axel / Olticit</b><br>Eng. R / V 06 / 630<br>Eng. R / V 06 / 644-M29<br>652 ccm<br>25-26.5 kW (34-36 PS)  | 78-82<br>82-90          | <b>77,00</b><br>4  |   |   |  | <b>791122-00-2</b><br>1,50 910 IF Cr S<br>2,00 931 P<br>3,00 3PC Cr                     | -  | 77,00   | -  | -  |



| MODEL / ENGINE                     | YEAR  |  Dia.<br>CYL |  KH<br>GL<br>VT<br>MT |  Ø x L |  |  SM-REF |  SM-REF. |  Piston<br>Dia. |  SM-REF. |  SM-REF. |
|------------------------------------|-------|--|---|---|--|---|--|---|--|--|
| <b>CITROËN</b>                     |       |  |   |   |  |   |  |   |  |  |
| <b>Berlingo 1.6 VTI</b>            | 10-   | <b>77,00</b>   |   |   |  | <b>793775-00-4</b>  | -  | 77,00   | -  | -  |
| <b>C3 II 1.6</b>                   | 09-   | 4  |   |   | 1,20   | 910 IF Nit S  |  |   |  |  |
| <b>C3 Picasso 1.6 VTI</b>          | 09-   |  |   |   | 1,50   | 931 P   |  |   |  |  |
| <b>C4 Grand Picasso I 1.6</b>      | 08-10 |  |   |   | 2,00   | 3PC Cr P  |  |   |  |  |
| <b>C4 Grand Picasso I 1.6 VTI</b>  | 08-10 |  |   |   |  | <b>793775-50-4</b>  | -  | 77,50   | -  | -  |
| <b>C4 Grand Picasso II 1.6 VTI</b> | 13-   |  |   |   |  |   |  |   |  |  |
| <b>C4 Grand Picasso II 1.6THP</b>  | 14-   |  |   |   |  |   |  |   |  |  |
| <b>C4 I 1.6 THP</b>                | 08-09 |  |   |   |  |   |  |   |  |  |
| <b>C4 I 1.6 VTI</b>                | 08-09 |  |   |   |  |   |  |   |  |  |
| <b>C4 II 1.6 VTI / LPG</b>         | 09-   |  |   |   |  |   |  |   |  |  |
| <b>C4 Picasso I 1.6</b>            | 08-10 |  |   |   |  |   |  |   |  |  |
| <b>C5 III 1.6 VTI</b>              | 10-   |  |   |   |  |   |  |   |  |  |
| <b>DS3 1.6 Racing</b>              | 11-   |  |   |   |  |   |  |   |  |  |
| <b>DS3 1.6 THP</b>                 | 10-   |  |   |   |  |   |  |   |  |  |
| <b>DS4 1.6 VTI</b>                 | 11-15 |  |   |   |  |   |  |   |  |  |
| Eng. 5FD (EP6 DTS)                 |       |  |   |   |  |   |  |   |  |  |
| Eng. 5FK (EP6 CB) / 5FS (EP6 C)    |       |  |   |   |  |   |  |   |  |  |
| Eng. 5FW (EP6) / 5FX (EP6DT)       |       |  |   |   |  |   |  |   |  |  |
| 1598 ccm                           |       |  |   |   |  |   |  |   |  |  |
| 72-152 kW (98-207 PS)              |       |  |   |   |  |   |  |   |  |  |
| <b>C3 Picasso 1.4 VTI 95</b>       |       | <b>77,00</b>   | 27,6  | 18  |  | <b>793775-00-4</b>  | <b>803751-00-1</b>   | 77,00   | -  | -  |
| Eng. EP3                           |       | 4  | 3,4   | x   | 1,20   | 910 IF Nit S  |  |   |  |  |
| 1397 ccm                           |       |  | -   | 43  | 1,50   | 931 P   |  |   |  |  |
| 70 kW (95 PS)                      |       |  | -   | T   | 2,00   | 3PC Cr P  |  |   |  |  |
|                                    |       |  | 47,25   |   |  | <b>793775-50-4</b>  | <b>803751-50-1</b>   | 77,50   | -  | -  |
|                                    |       |  | -   |   |  |   |  |   |  |  |
|                                    |       |  | -   |   |  |   |  |   |  |  |
|                                    |       |  | -   |   |  |   |  |   |  |  |
| <b>Saxo</b>                        | 96-98 | <b>78,50</b>   |   |   |  | <b>793743-00-4</b>  | -  | 78,50   | -  | -  |
| <b>Xsara</b>                       | 97-98 | 4  |   |   | 1,50   | 910 Nit   |  |   |  |  |
| <b>ZX</b>                          | 96-97 |  |   |   | 1,50   | 931   |  |   |  |  |
| Eng. TU5 JP                        |       |  |   |   | 3,00   | 3PC Cr  |  |   |  |  |
| 1587 ccm                           |       |  |   |   |  |   |  |   |  |  |
| 74 kW (101 PS)                     |       |  |   |   |  |   |  |   |  |  |
| <b>Saxo 1.6i</b>                   | 96-04 | <b>78,50</b>   |   |   |  | <b>793752-00-4</b>  | -  | 78,50   | -  | -  |
| Eng. NFX                           |       | 4  |   |   | 1,20   | 910 Cr S  |  |   |  |  |
| 1587 ccm                           |       |  |   |   | 1,50   | 931 P   |  |   |  |  |
| 80 kW (109 PS)                     |       |  |   |   | 2,50   | 3PC Cr  |  |   |  |  |
|                                    |       |  |   |   |  | <b>793752-01-4</b>  | -  | 78,60   | -  | -  |
|                                    |       |  |   |   |  | <b>793752-25-4</b>  | -  | 78,75   | -  | -  |
|                                    |       |  |   |   |  | <b>793752-50-4</b>  | -  | 79,00   | -  | -  |
| <b>Berlingo 1.6</b>                | 08-   | <b>78,50</b>   | 32,35   | 19,495  |  | <b>793752-00-4</b>  | <b>803736-00-1</b>   | 78,50   | -  | -  |
| <b>C2 1.6i</b>                     | 03-10 | 4  | 1,4   | x   | 1,20   | 910 Cr S  |  |   |  |  |
| <b>C3 I 1.6</b>                    | 02-08 |  | -   | 57  | 1,50   | 931 P   |  |   |  |  |
| <b>C4 I 1.6</b>                    | 04-08 |  | -   |   | 2,50   | 3PC Cr  |  |   |  |  |
| <b>C4 I 1.6i Bio-Flex</b>          | 07-09 |  | -   |   |  |   |  |   |  |  |
| <b>Saxo 1.6i</b>                   | 00-04 |  | 51,4  |   |  | <b>793752-01-4</b>  | -  | 78,60   | -  | -  |
| <b>Xsara 1.6</b>                   | 00-05 |  | -   |   |  | <b>793752-25-4</b>  | -  | 78,75   | -  | -  |
| <b>Xsara Picasso 1.6</b>           | 05-10 |  | MØ=66   |   |  | <b>793752-50-4</b>  | -  | 79,00   | -  | -  |
| Eng. NFR (TU5 JP4B)                |       |  | -   |   |  |   |  |   |  |  |
| Eng. NFT                           |       |  |   |   |  |   |  |   |  |  |
| Eng. NFU (TU5 JP4)                 |       |  |   |   |  |   |  |   |  |  |
| 1587 ccm                           |       |  |   |   |  |   |  |   |  |  |
| 66-80 kW (90-109 PS)               |       |  |   |   |  |   |  |   |  |  |

| MODEL / ENGINE   | YEAR                                      |  Dia.<br>CYL |  KH<br>VT<br>MT |  Ø x L |  |  SM-REF |  SM-REF. |  Piston<br>Dia. |  SM-REF. |  SM-REF. |
|--|---|--|---|---|--|---|--|---|--|--|
| <b>CITROËN</b>   |   |  |   |   |  |   |  |   |  |  |
| <b>C-Elysee 1.6 VTI</b><br>Euro 5<br>Eng. NFP (EC5)<br>1587 ccm<br>85 kW (115 PS)  | 12-                                       | <b>78,50</b><br>4  |   |   |  | <b>793766-00-4</b><br>1,00 910 CCL IF S<br>1,20 931 P<br>2,00 947 EX Cr *               | -  | 78,50   | -  | -  |
|  |   |  |   |   |  | <b>793766-50-4</b>  | -  | 79,00   | -  | -  |
| <b>C5 I 1.8</b><br><b>C5 II 1.8</b><br><b>Xsara Picasso 1.8</b><br>Eng. 6FZ (EW7J4)<br>Eng. LFY (XU7JP4)<br>1749 ccm<br>85 kW (115 PS)   | 01-04<br>04-08                            | <b>82,70</b><br>4  |   |   |  | <b>791143-00-4</b><br>1,20 910 IF Nit S<br>1,50 931 P<br>2,00 3PC Nit                   | -  | 82,70   | -  | -  |
|  |   |  |   |   |  | <b>*NEW*</b><br><b>791143-25-4</b>  | -  | 82,95   | -  | -  |
| <b>BX 15 / BX 16</b><br><b>BX 16</b><br>Eng. XU 52 C<br>Eng. 171 BZ / XU5 S<br>1580 ccm<br>59-69 kW (80-94 PS)   | 84-<br>89-92                              | <b>83,00</b><br>4  |   |   |  | <b>793717-00-4</b><br>1,75 910 IF Cr *<br>1,75 931 P<br>4,00 3PC Cr                     | -  | 83,00   | -  | -  |
|  |   |  |   |   |  | <b>*NEW*</b><br><b>793717-25-4</b>  | -  | 83,25   | -  | -  |
| <b>BX</b><br><b>ZX</b><br>Eng. XU9 J 2 / XU9 JA / K<br>1905 ccm<br>92-96 kW (125-131 PS)   | 88-92<br>91-97                            | <b>83,00</b><br>4  |   |   |  | <b>793724-00-4</b><br>1,50 910 IF Cr S<br>1,50 931 P<br>4,00 3PC Cr                     | -  | 83,00   | -  | -  |
|  |   |  |   |   |  | <b>*NEW*</b><br><b>793724-25-4</b>  | -  | 83,25   | -  | -  |
| <b>Berlingo 1.8i</b><br><b>Evasion 1.8i</b><br><b>Xantia 1.8i</b><br><b>Xsara 1.8i</b><br><b>ZX 1.8i</b><br>Eng. L6A // LFW / LFX / LFZ<br>1761 ccm<br>70-76 kW (90-103 PS)  | 97-02<br>96-02<br>93-02<br>97-00<br>92-97 | <b>83,00</b>   | 33,3<br>-<br>-<br>-4,13<br>53,3<br>-<br>MØ=65,57  | 22<br>x<br>62   |  | <b>793725-00-4</b><br>1,50 910 IF Cr S<br>1,50 931 P<br>3,00 947 EX Cr P                | <b>803750-00-1</b>   | 83,00   | <b>953717-4</b><br>A=88,56<br>L=141<br>H=95,17<br>C=97                                     | <b>813750-4</b>  |
|  |   |  |   |   |  | <b>793725-25-4</b>  | -  | 83,25   | -  | -  |
| <b>Xantia / Break 1.8i 16V</b><br><b>Xsara / Break 1.8i 16V</b><br><b>Xsara Coupe 1.8i 16V</b><br><b>ZX 1.8 / ZX 1.8i 16V</b><br><b>ZX Break 1.8i 16V</b><br>Eng. LFY (XU7JP4)<br>1761 ccm<br>66-85 kW (90-116 PS) | 95-03<br>97-00<br>98-00<br>96-97<br>96-98 | <b>83,00</b><br>4  |   |   |  | <b>793725-00-4</b><br>1,50 910 IF Cr S<br>1,50 931 P<br>3,00 3PC Cr                     | -  | 83,00   | -  | -  |
|  |   |  |   |   |  | <b>793725-25-4</b>  | -  | 83,25   | -  | -  |
| <b>BX 19 GTI 16V</b><br>Eng. D6C / DFW (XU9J4)<br>Eng. DFW (XU9J4)<br>1905 ccm<br>116 kW (158 PS)  | 87-93                                     |  |   |   |  | <b>793765-00-4</b><br>1,50 910 IF Cr S<br>1,50 931 P<br>3,00 947 EX Cr P                | -  | 83,00   | -  | -  |
| <b>C 25</b><br>Eng. XM7 T<br>1795 ccm<br>51 kW (69 PS)   | 81-                                       | <b>84,00</b><br>4  |   |   |  | <b>793712-00-4</b><br>1,50 910 IF Nit S<br>2,00 931 P<br>4,00 3PC Cr                    | -  | 84,00   | -  | -  |

| MODEL / ENGINE  | YEAR   |  Dia.<br>CYL |  VT<br>MT |  Ø x L |  |  SM-REF                                    |  SM-REF. |  Piston<br>Dia. |  SM-REF. |  SM-REF. |  |
|---|--------|--|---|---|--|--|--|---|--|--|--|
| <b>CITROËN</b>  |        |  |   |   |  |  |  |   |  |  |  |
| <b>C 4 / C 5 C 8 / Evasion<br/>Xsara / Jumpy</b><br>Eng. EW 10 J4 - RFN<br>Eng. EW 10 L3 / EW 10 L4<br>1998 ccm<br>97-101 kW (132-137 PS)   | 98-    | <b>85,00</b><br>4  |   |   |  | <b>793751-00-4</b><br>1,20 910 IF Nit S<br>1,50 931 P<br>2,50 3PC Nit<br><br>*NEW*<br><b>793751-25-4</b>                   | -  | 85,00   | -  | -  |  |
|   | 98-    |  |   |   |  |  |  |   |  |  |  |
| <b>Evasion 2.0i<br/>XM 2.0<br/>XM 2.0i<br/>Xantia 2.0i<br/>ZX 2.0i<br/>Jumper 2.0</b><br>Eng. RFX (XU10 J2C)<br>Eng. RFX (XU10 ZL3)<br>Eng. RFU (XU10 J2 / C)<br>Eng. R6A / RFZ RGU<br>Eng. RFW (XU10 J2U)<br>1998 ccm<br>80-96 kW (109-131 PS)   | 94-02  | <b>86,00</b><br>4  | 40  | 22  |  | <b>793731-00-4</b><br>1,50 910 IF Nit S<br>1,75 931 P<br>3,00 3PC Cr P<br><br><b>793731-25-4</b><br><br><b>793731-50-4</b> | <b>803731-00-1</b>   | 86,00   | -  | -  |  |
|   | 89-94  |  | -   | x   | 1,50   |  |  |   |  |  |  |
|   | 89-94  |  | -   | 62  | 1,75   |  |  |   |  |  |  |
|   | 93-03  |  | -5,02   |   | 3,00   |  |  |   |  |  |  |
|   | 92-97  |  | 65  |   |  |  |  |   |  |  |  |
| 94-02   | -      |  |   |   |  |  |  |   |  |  |  |
| <b>XM / ZX<br/>Xantia<br/>Evasion / Jumper</b><br>Eng. XU10 J2Z / FJ2 / MZ<br>Eng. XU10 2 C<br>1998 ccm<br>79-96 kW (108-130 PS)<br><br><b>Evasion / 2.0X / 2.05X<br/>Jumper / Boxer<br/>ZM / Xsara<br/>BZ / ZX / Xantia</b><br>Eng. XU10 J2C<br>Eng. XU10 J 4 / D/Z / RZ<br>1998 ccm<br>90-110 kW (123-150 PS) | 89-    | <b>86,00</b><br>4  |   |   |  | <b>793731-00-4</b><br>1,50 910 IF Nit S<br>1,75 931 P<br>3,00 3PC Cr P<br><br><b>793731-25-4</b><br><br><b>793731-50-4</b> | -  | 86,00   | -  | -  |  |
|   | 92-    |  |   |   |  |  |  |   |  |  |  |
|   | 94-    |  |   |   |  |  |  |   |  |  |  |
|   | 94-    |  |   |   |  |  |  |   |  |  |  |
|   | 07/97- |  |   |   |  |  |  |   |  |  |  |
| 93-   |        |  |   |   |  |  |  |   |  |  |  |
| <b>C 8</b><br>Eng. EW12 J 4<br>2230 ccm<br>116 kW (158 PS)  | 02-    | <b>86,00</b><br>4  |   |   |  | <b>793562-00-4</b><br>1,20 910 Nit S<br>1,50 931 P<br>2,50 3PC Cr  | -  | 86,00   | -  | -  |  |
|   |        |  |   |   |  |  |  |   |  |  |  |
| <b>Xsara 2.0 16V VT S<br/>Santia 2.0i 16V SX<br/>Evasion 2.0i 16V BX</b><br>Eng. XU10 J 4 RS<br>1998 ccm<br>123 kW (167 PS)   | 98-    | <b>86,00</b><br>4  |   |   |  | <b>793745-00-4</b><br>1,50 910 IF Nit S<br>1,50 931 P<br>3,00 3PC Cr   | -  | 86,00   | -  | -  |  |
|   |        |  |   |   |  |  |  |   |  |  |  |
|   |        |  |   |   |  |  |  |   |  |  |  |
| <b>Jumpy 1.6 / 1.6 i</b><br>Eng. 220 A2.000<br>1581 ccm<br>59-60 kW (80-81 PS)  | 95-00  | <b>86,40</b><br>4  | 33,3  | 22  |  | <b>792009-00-4</b><br>1,50 910 IF Cr P *<br>1,75 931 P<br>3,00 3PC Cr<br><br><b>792009-40-4</b><br><br><b>792009-60-4</b>  | <b>802006-00-1</b>   | 86,40   | -  | -  |  |
|   |        |  | -   | x   |  |  |  |   |  |  |  |
|   |        |  | -3,2/-3,3   | 63,2  |  |  |  |   |  |  |  |
|   |        |  | -2,3<br>72,8<br>-<br>MØ=71<br>-   |   |  |  |  |   |  |  |  |
|   |        |  |   |   |  |  |  |   |  |  |  |



MODEL / ENGINE

YEAR

Dia.  
CYL

Ø x L



SM-REF



SM-REF.

Piston  
Dia.

SM-REF.



SM-REF.

## CITROËN

## C 25

Eng. XN1 T  
1971 ccm  
57 kW (78 PS)

81-94

88,00  
41,50  
2,00  
4,00793707-00-2  
910 IF Cr \*  
911 IF  
3PC Cr

-

88,00

-

-

## CX

Eng. 829.A5 / J6 RA  
1995 ccm  
75-78 kW (102-106 PS)

79-91

88,00  
41,75  
2,00  
4,00791134-00-4  
910 IF Cr \*  
930 IF P  
3PC Cr

-

88,00

-

-

## CX 22

Eng. J6 TA  
2165 ccm  
84,5 kW (115 PS)

85-91

## CX 2.0

Eng. 829 A 5  
Eng. J6RA 500  
1995 ccm  
75-78 kW (102-106 PS)

82-92

88,00  
41,75  
2,00  
4,00793777-00-4  
910 IF Cr \*  
911 IF P  
947 EX P

-

88,00

-

-

## CX 2.2

Eng. J6TA 500  
2165 ccm  
83-85 kW (113-115 PS)

85-92

## Eng. 8HX / 8HY

Eng. D4V TED4  
Eng. D4V DV4 TD  
C1 / C2 / C3 / Xsara 1.4 HDI  
1398 ccm  
40-66 kW (54-90 PS)

02-

73,70  
442,94  
-1,55  
-14,7  
65,44  
MØ=37,16

25

x  
60  
T2,50  
1,95  
2,50  
793756-00-4  
914 Cr \*  
911 IF U P  
947 EX Cr P

803711-00-1

RT / AK

73,70

-

-

793756-50-4

803711-50-1

74,20

-

-

## Eng. 9HX (DV6ATED4)

Euro 4  
Eng. 9HY (DV6TED4)  
Eng. 9HZ (DV6TED4)  
Euro 4  
Eng. 9HU (DV6UTED)  
Berlingo 1.6 HDI 16V  
C2 1.6 HDI 16V  
C3 1.6 HDI 16V  
C3 Picasso 1.6 HDI 16V  
C4 1.6 HDI 16V  
C4 Grand Picasso 1.6 HDI  
C4 Picasso / Saloon 1.6 HDI  
C5 1.6 HDI 16V  
C5 Break 1.6 HDI  
Jumpy / Box 1.6 HDI 90  
Xsara Picasso 1.6 HDI16V  
1560 ccm  
66-80 kW (89-109 PS)05-  
06-  
05-  
08-  
04-  
06-  
06-  
04-  
04-  
07-08  
04-75,00  
441,7  
-  
-1,16  
-13,29  
65,2  
MØ=41,72

26

x  
61  
T3,00  
1,95  
2,50  
793758-00-4  
916 Cr \*  
931 P  
947 EX Nit S

803710-00-1

RT / KK / AK

75,00

953706-4

A=78  
L=142  
H=5  
C=79,5  
semi

-

793758-50-4

803710-50-1

75,50

-

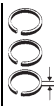


MODEL / ENGINE

YEAR

Dia.  
CYLKH GL  
VT BU  
MT

Ø x L



SM-REF



SM-REF.

Piston  
Dia.





SM-REF.



SM-REF.

**CITROËN DIESEL**

|   |       |              |        |      |      |                    |                    |       |                 |   |
|---|-------|--------------|--------|------|------|--------------------|--------------------|-------|-----------------|---|
| <b>Eng. 9HT (DV6BTED4/<br/>DV6BUTED4)</b> |       | <b>75,00</b> | 41,7   | 26   |      | <b>793770-00-4</b> | <b>803737-00-1</b> | 75,00 | -               | - |
| <b>Eng. 9HE (DV6DBM)</b>                  |       | 4            | -      | x    | 2,50 | 914 Cr *           | RT / KK            |       |                 |   |
| <b>Eng. 9HF (DV6DTED)</b>                 |       |              | -      | 61   | 1,95 | 931 P              |                    |       |                 |   |
| <b>Eng. 9HP (DV6DTED)</b>                 |       |              | -13,89 | T    | 2,00 | 947 EX Nit S       |                    |       |                 |   |
| <b>Eng. 9HJ (DV6DTEDM)</b>                |       |              | 65,2   |      |      |                    |                    |       |                 |   |
| <b>Eng. 9HN (DV6ETED)</b>                 |       |              | -      |      |      | <b>793770-50-4</b> | <b>803737-50-1</b> | 75,50 | -               | - |
| <b>Eng. 9HW (DV6ETED)</b>                 |       |              | MØ=45  |      |      |                    |                    |       |                 |   |
| <b>Eng. 9HK (DV6ETEDM)</b>                |       |              | -      |      |      |                    |                    |       |                 |   |
| <b>Euro 4</b>                             |       |              |        |      |      |                    |                    |       |                 |   |
| <b>Eng. 9HW (DV6BTED4)</b>                |       |              | 41,7   | 26   |      | <b>793770-00-4</b> | <b>803752-00-1</b> | 75,00 | -               | - |
| <b>Eng. 9HL (DV6C)</b>                    |       |              | -      | X    | 2,50 | 914 Cr *           | RT / KK            |       |                 |   |
| <b>Eng. 9HR (DV6C)</b>                    |       |              | -      | 61   | 1,95 | 931 P              |                    |       |                 |   |
| Berlingo 90                               | 10-   |              | -13,8  | T    | 2,00 | 947 EX Nit S       |                    |       |                 |   |
| Berlingo 1.6 HDI / 75                     | 05-   |              | 65,2   |      |      |                    |                    |       |                 |   |
| Berlingo Box 1.6 HDI 75                   | 08-   |              | -      |      |      | <b>793770-50-4</b> | <b>803752-50-1</b> | 75,50 | -               | - |
| Berlingo Box 1.6 HDI 110/115              | 10-   |              | MØ=45  |      |      |                    |                    |       |                 |   |
| Berlingo 1.6 HDI 110/115                  | 10-   |              | -      |      |      |                    |                    |       |                 |   |
| C3 / Picasso 90                           |       |              |        |      |      |                    |                    |       |                 |   |
| C3 Picasso 1.6 HDI 90                     | 10-   |              |        |      |      |                    |                    |       |                 |   |
| C3 Picasso 1.6 HDI 110/115                | 13-   |              |        |      |      |                    |                    |       |                 |   |
| C3 II 1.6 HDI / 110                       | 09-   |              |        |      |      |                    |                    |       |                 |   |
| C4 Aircross 1.6 HDI 115                   | 12-   |              |        |      |      |                    |                    |       |                 |   |
| C4 Grand Picasso 1.6 HDI 110              | 10-   |              |        |      |      |                    |                    |       |                 |   |
| C4 Picasso 1.6 HDI 90/110                 | 10-   |              |        |      |      |                    |                    |       |                 |   |
| C4 1.6 HDI 90/110/115                     | 09-   |              |        |      |      |                    |                    |       |                 |   |
| C5 / Break 1.6 HDI 110/115                | 10-   |              |        |      |      |                    |                    |       |                 |   |
| DS3 1.6 HDI 90/110/115                    | 09-   |              |        |      |      |                    |                    |       |                 |   |
| DS3 Convertible 1.6 HDI 90                | 13-   |              |        |      |      |                    |                    |       |                 |   |
| D53 / D54 92                              | 11-   |              |        |      |      |                    |                    |       |                 |   |
| DS4 1.6 HDI 90/110/115                    | 11-   |              |        |      |      |                    |                    |       |                 |   |
| DS5 1.6 HDI 110                           | 11-   |              |        |      |      |                    |                    |       |                 |   |
| 1560 ccm                                  |       |              |        |      |      |                    |                    |       |                 |   |
| 55-82 kW (75-111 PS)                      |       |              |        |      |      |                    |                    |       |                 |   |
| <b>Eng. TUD5 (VJY / VJZ)</b>              |       | <b>77,00</b> | 40,4   | 23   |      | <b>793726-00-4</b> | <b>803726-00-1</b> | 77,00 | -               | - |
| AX 15 D                                   | 94-97 | 4            | -      | x    | 2,00 | 910 Cr *           |                    |       |                 |   |
| Saxo 1.5 D                                | 96-03 |              | -      | 60   | 1,75 | 911 IF U P         |                    |       |                 |   |
| Xsara 1.5 D / Estate 1.5 D                | 97-00 |              | -1,65  |      | 3,00 | 947 EX Cr          |                    |       |                 |   |
| 1527 ccm                                  |       |              | 66,3   |      |      |                    |                    |       |                 |   |
| 42 kW (57 PS)                             |       |              | -      |      |      | <b>793726-40-4</b> | <b>803726-40-1</b> | 77,40 | -               | - |
| <b>Eng. XUD7 TE</b>                       |       | <b>80,00</b> |        |      |      | <b>793727-00-4</b> | -                  | 80,00 | -               | - |
| BX 19                                     | 88-93 | 4            |        |      | 3,00 | 914 Cr *           |                    |       |                 |   |
| 1769 ccm                                  |       |              |        |      | 2,00 | 911 P              |                    |       |                 |   |
| 66 kW (90 PS)                             |       |              |        |      | 3,00 | 947 EX Cr          |                    |       |                 |   |
|   |       |              |        |      |      | <b>793727-50-4</b> | -                  | 80,50 | -               | - |
| <b>Eng. XUD7 / 161 A</b>                  |       | <b>80,00</b> | 46,8   | 25   |      | <b>793722-00-4</b> | <b>803702-00-1</b> | 80,00 | <b>953701-4</b> | - |
| Visa / C17 D / C15 D                      | 84-88 | 4            | -      | x    | 2,00 | 910 Cr *           |                    |       | A=83            |   |
| BX  | 87-92 |              | -      | 69,8 | 2,00 | 911 P              |                    |       | L=154           |   |
| ZX  | 92    |              | -2     |      | 3,00 | 947 EX Cr          |                    |       | H=4,5           |   |
| Berlingo / Xsara                          | 97-   |              | 84,5   |      |      |                    |                    |       | C=86            |   |
| 1769 ccm                                  |       |              |        |      |      | <b>793722-50-4</b> | <b>803702-50-1</b> | 80,50 | semi            |   |
| 44 kW (60 PS)                             |       |              |        |      |      | <b>793722-80-4</b> | <b>803702-80-1</b> | 80,80 | -               | - |

| MODEL / ENGINE  | YEAR   |  Dia.<br>CYL |  KH<br>VT<br>MT |  GL<br>Ø x L |  |  SM-REF   |  SM-REF. |  Piston<br>Dia. |  SM-REF. |  SM-REF. |
|---|--|--|---|--|--|---|---|---|--|--|
| <b>CITROËN DIESEL</b>   |  |  |   |  |  |   |   |   |  |  |
| <b>Eng. DT17 ED4</b><br><b>Eng. DT17 TED 4 (UHZ)</b><br>C5 2.7 HDI / C5 Break 2.7 HDI<br>C5 II 2.7 HDI<br>C6 2.7 HDI<br>2720 ccm<br>150 kW (204 PS)   | 08-<br>08-<br>05-  | <b>81,00</b><br>6  |   |  | 2,00<br>2,00<br>2,00   | <b>793728-00-2</b><br>910 IF CCL *<br>911 IF U<br>947 EX Cr *   | -   | 81,00   | -  | -  |
| <b>Eng. DW8 TD</b><br><b>Eng. WJC / WJY Euro 2</b><br><b>Eng. WJZ Euro 2</b><br>Berlingo / Jumpy 1.9 TD<br>Berlingo 1.9 D<br>C 15 1.9 D<br>Jumpy 1.9 D<br>Xsara 1.9 D<br>1868 ccm<br>44-68 kW (60-92 PS)      | 98-<br>98-02<br>00-05<br>01-03<br>00-                              | <b>82,20</b><br>4  | 46,8<br>-<br>-1,3<br>-2,2<br>78   | 25<br>x<br>66  | 2,00<br>2,00<br>3,00   | <b>791142-00-4</b><br>910 Cr *<br>931 P<br>947 EX Cr<br><br><b>*NEW*</b><br><b>791142-25-4</b><br><br><b>791142-60-4</b>            | <b>803705-00-1</b><br><br><br><br><br><b>803705-60-1</b>                                  | 82,20<br><br>82,45<br>82,80   | <b>953707-4</b><br>A=86<br>L=154<br>semi<br><br>-<br>-<br>-                                | -<br><br>-<br>-  |
| <b>Eng. D9A / D9B / DJY</b><br><b>Eng. DJZ</b><br>BX 1.9 D<br>Berlingo 1.9 D<br>C 25 1.9 D<br>Jumper I 1.9 D<br>Jumpy 1.9<br>Xantia 1.9 D<br>Xsara 1.9 D<br>ZX 1.9 D<br>1905 ccm<br>47-52 kW ( 64-71 PS)      | 83-94<br>96-02<br>87-94<br>94-02<br>95-<br>93-98<br>97-00<br>91-97 | <b>83,00</b><br>4  | 46,8<br>-<br>-<br>71,6  | 25<br>x<br>72  | 2,00<br>2,00<br>3,00   | <b>793723-00-4</b><br>910 Cr P *<br>911 IF U P<br>947 EX Cr P<br><br><b>793723-50-4</b><br><b>793723-80-4</b><br><b>793723-10-4</b> | <b>803703-00-1</b><br><br><br><br><b>803703-50-1</b><br><b>803703-80-1</b><br>-           | 83,00<br><br>83,50<br>83,80<br>84,00  | <b>953702-4</b><br>A=86<br>L=153,5<br>semi<br><br>-<br>-<br>-                              | -<br><br>-<br>-<br>-   |
| <b>Eng. XUD9 TE / TF</b><br>Chassis / Dispatch / Jumpy<br>Relax Boy / Synergie / Xantia<br>Xsara / ZX<br>1905 ccm<br>66 kW (90 PS)  | 95-  | <b>83,00</b><br>4  |   |  | 3,50<br>2,00<br>3,00   | <b>793729-00-4</b><br>914 Cr *<br>911 IF U P<br>947 EX Cr P<br><br><b>793729-50-4</b>   | -<br><br>-<br>-   | 83,00<br><br>83,50  | -<br><br>-<br>-  | -<br><br>-<br>-  |
| <b>Eng. D8B / D8C / DHV</b><br><b>Eng. DHW / DHX / DHY</b><br>BX 1.9 TD<br>Evasion 1.9 TD<br>Jumper I 1.9 TD<br>Jumpy 1.9 TD<br>Xantia 1.9 TD<br>Xsara 1.9 TD<br>ZX 1.9 TD<br>1905 ccm<br>55-68 kW (75-92 PS) | 93-<br>88-94<br>94-02<br>94-02<br>95-<br>93-01<br>97-00<br>92-97   | <b>83,00</b><br>4  | 46,8<br>-<br>-<br>79,3<br>-<br>-<br>-   | 28<br>x<br>68<br>T   | 3,00<br>2,00<br>3,00   | <b>793744-00-4</b><br>914 Cr *<br>911 IF U P<br>947 EX Cr P<br><br><b>793744-50-4</b>   | <b>803719-00-1</b><br><br>RT<br><br><b>803719-50-1</b>                                    | 83,00<br><br>83,50  | -<br><br>-<br>-  | -<br><br>-<br>-  |
| <b>Eng. DT20C (X8C) Euro 5</b><br>C5 3.0 HDI 240<br>C5 Break 3.0 HDI 240<br>C6 3.0 HDI<br>2993 ccm<br>177 kW (240 PS)   | 09-<br>09-<br>09-  | <b>84,00</b><br>6  |   |  | 2,00<br>2,00<br>2,00   | <b>793772-00-2</b><br>910 IF CCL P *<br>911 IF U P<br>947 EX Cr *   | -   | 84,00   | -  | -  |



MODEL / ENGINE

YEAR

Dia.  
CYL

Ø x L



SM-REF



SM-REF.

Piston  
Dia.

SM-REF.



SM-REF.

## CITROËN DIESEL

Eng. XUD11 ATE / L

Eng. XUD11 BTE

XM TD 12V / XM / Xantia

2088 ccm

80 kW (109 PS)

89-

85,00

4

3,00

2,00

3,00

793730-00-4

914 Cr \*

911 IF

947 EX Cr

-

85,00

-

-

793730-50-4

-

85,50

-

-

Eng. DW10ATED / 4

Eng. DW10TD

Eng. DW10BTED / 4

Eng. DW10TD / Euro 3

Eng. DW10UTD

C5 / Estate 2.0 HDI

Dispatch / Van 2.0 HDI 110

Synergie 2.0 HDI

Xantia / Estate 2.0 HDI 109

Xsara / Coupe / Estate 2.0 HDI

C8 2.0 HDI

Synergie 2.0 HDI

Dispatch / Flatbed / Chassis

Van 2.0 HDI 95

C4 / Coupe 2.0 HDI

C5 2.0 HDI

C5 / Break 2.0 HDI

C4 Grand Picasso 2.0 HDI

C4 Picasso 2.0 HDI

C5 Break 2.0 HDI

C8 2.0 HDI

Dispatch / Box 2.0 HDI 140

Berlingo / Box 2.0 HDI 90

Xantia / Estate 2.0 HDI 90

Xsara/Coupe/Estate 2.0 HDI 90

Xsara Picasso 2.0 HDI

Berlingo 2.0 HDI

Relay Box / Bus / Flatbed

Chassis 2.0 HDI

1997 ccm

62-100 kW (84-136 PS)

01-04

02-

99-02

99-03

01-05

02-

99-02

99-

04-

04-

08-

06-

07-

04-

06-

07-

99-

99-03

99-05

99-

02-05

01-

01-

85,00

4

46,75

-

-1

-18,3

80,75

MØ=38,01

-

28

x

70

3,50

2,00

3,00

793749-00-4

914 Cr \*

911 IF

947 EX Cr

803749-00-1

RT

85,00

-

-

793749-25-4

\*NEW\*

-

85,25

-

-

793749-50-4

803749-50-1

85,50

-

-

793749-60-4

-

85,60

-

-

Eng. DW12 TED

Eng. DW12 TED 4 / FAP

Relay Box / Relay / Flatbed

Chassis 2.2 HDi 16V

2179 ccm

74/100 kW (100/136 PS)

01-

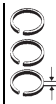


MODEL / ENGINE

YEAR

Dia.  
CYLVT  
MT

Ø x L



SM-REF



SM-REF.

Piston  
Dia.

SM-REF.



SM-REF.

**CITROËN DIESEL**

Eng. AHM (DW10FUE)

Eng. AHN (DW10FUD)

Eng. AHP (DW10FUC)

Eng. AHW (DW10FC)

Eng. AHY (DW10CE)

Eng. AHZ (DW10CD)

Eng. RHD (DW10CB)

Eng. RHD (DW10CTED4)

Eng. RHE (DW10CTED4)

Eng. RHH (DW10CTED4)

C4 II 2.0 HDI / Blue HDI 150

C4 Grand Picasso I 2.0 HDI 150

C4 Grand Picasso I 2.0 HDI 165

C4 Picasso I 2.0 HDI 165

C5 III 2.0 HDI 165

C5 III Break 2.0 HDI 165

C8 2.0 HDI 165

DS 4 2.0 HDI / Blue HDI 135

DS4 2.0 HDI 165

DS5 2.0 HDI 165

DS5 2.0 Blue HDI

Jumpy 2.0 HDI 95 / 125

Jumpy 2.0 HDI 165

C8 2.0 HDI 135 / 165

1997 ccm

72-133 kW (98-181 PS)

09-  
09-  
10-  
10-13  
09-  
09-  
06-  
11-15  
11-15  
11-15  
13-  
11-  
10-  
06-85,00  
42,00  
2,00  
2,00\*NEW\*  
**793771-00-4**  
913 Cr CCL  
911 IF U P  
947 EX Nit S-  
-  
-

85,00

-

-

Eng. 4HN (DW12MTED4)

Eng. 4HT (DW12BTED4)

C Crosser 2.2 HDI

C5 III 2.2 HDI

2179 ccm

115-125 kW (156-170 PS)

07-  
08-85,00  
43,50  
2,00  
3,00**793776-00-4**  
916 Cr \*  
911 IF U P  
947 EX CR

-

85,00

-

-

Eng. 4HL (DW12 C)

Eng. 4HN (DW12 M TED 4)

C5 2.2 HDI 200

C5 Break 2.2 HDI 200

C-Crosser 2.2 HDI

C-Crosser Enterprise 2.2 HDI

2179 ccm

115-150 kW (156-204 PS)

10-  
10-  
07-85,00  
42,50  
2,00  
2,00**791120-00-4**  
916 CCL P \*  
911 IF U P  
947 EX Nit S

-

85,00

-

-

**791120-50-4**

-

85,50

-

-

Eng. P22DTE Euro 4

Eng. P22DTE Euro 4

Jumper Box 2.2 HDI 100 / 120

Jumper Bus 2.2 HDI 100 / 120

Jumper Platform

Chassis 2.2 HDI 100 / 120

2198 ccm

74-88 kW (10-120 PS)

06-

86,00  
42,00  
2,00  
2,00**792068-00-4**  
910 IF CCL  
931 P  
947 EX Cr \* P

-

86,00

-

-

\*NEW\*

**792068-20-4**

-

86,20

-

-

**792068-50-4**

-

86,50

-

-

Eng. DK5 ATE / T8A

Eng. DK5 THY / THZ

Jumper / VSX / XM

2446 ccm

76-96 kW (103-130 PS)

94-

92,00  
449,84  
-  
-  
-2,3  
8234  
x  
68  
T3,00  
1,75  
3,50**793740-00-4**  
914 Cr \*  
911 P  
947 EX Cr**803707-00-1**  
RT / HA / KK

-

92,00

-

-












**803707-50-1**










92,50











-











-



| <br><b>MODEL / ENGINE</b>   | <b>YEAR</b> | <br><b>Dia. CYL</b> | <br><b>VT</b><br><br><b>MT</b> | <br><b>Ø x L</b> | <br> | <br><b>SM-REF</b>                      | <br><b>SM-REF.</b> | <br><b>Piston Dia.</b> | <br><b>SM-REF.</b> | <br><b>SM-REF.</b> |
|---|-------------|---|---|---|--|--|--|--|--|--|
| <b>CITROËN DIESEL</b><br><br><b>Eng. DJ5</b><br>Jumper 2.5D<br>2446 ccm<br>63 kW (86 PS)  | 94-         | 92,00<br>4  |   |   | 2,25<br>2,00<br>3,00   | <b>793747-00-4</b><br>910 Cr *<br>931<br>947 EX Cr<br><br><b>*NEW*</b><br><b>793747-25-4</b><br><br><b>793747-50-4</b> | -<br>-<br>-  | 92,00<br>92,25<br>92,50  | -<br>-<br>-  | -<br>-<br>-  |
| <b>Eng. DJ5 T</b><br>Boxer 2.5 TD<br>2446 ccm<br>76 kW (103 PS)   |             | 92,00<br>4  |   |   | 3,50<br>2,00<br>3,00   | <b>793748-00-4</b><br>914 Cr *<br>931<br>947 EX Cr   | -  | 92,00  | -  | -  |
| <b>Eng. DJ5 TED / THX</b><br>Jumper<br>2446 ccm<br>79 kW (107 PS)   | 94-         | 92,00<br>4  |   |   | 3,50<br>2,00<br>3,50   | <b>793753-00-4</b><br>914 Cr *<br>931<br>947 EX Cr   | -  | 92,00  | -  | -  |
| <b>Eng. B25 / 637</b><br><b>Eng. CRD 93L (U25/661)</b><br><b>Eng. M 25 / 629 / 660</b><br>C35 Box 2.5D / C35 Bus 2.5 D<br>C35 Pickup 2.5D<br>C25 Bus 2.5 D / 4x4<br>CX 2500 D / Ex Estate 2500 D<br>2500 ccm<br>51-55 kW (69-75 PS)   | -84         | 93,00<br>4  |   |   | 2,00<br>2,00<br>4,00   | <b>793741-00-4</b><br>910 Cr<br>911 P<br>947 EX Cr<br><br><b>793741-50-4</b>   | -<br>-<br>-  | 93,00<br>93,50   | -<br>-<br>-  | -<br>-<br>-  |
| <b>Eng. B 25637</b><br><b>Eng. CRD 93 B</b><br><b>Eng. CRD 93 L (U25/661)</b><br><b>Eng. M 22 / 629</b><br><b>Eng. M 25 / 629 / 637 / 651</b><br><b>Eng. M 25 / 660 / 661</b><br>C35 Box 2.5D/C35 Bus 2.5 D<br>C35 Pickup 2.5D<br>C25 Bus 2.5 D / 4x4<br>CX 2500 D / Ex Estate 2500 D<br>2498/2500 ccm<br>51-55 kW (69-75 PS) | 80-<br>80-  | 93,00<br>4  | 52,75<br>-<br>-<br>-7,4<br>95<br>-<br>-   | 30<br>x<br>78   | 2,50<br>2,00<br>4,00   | <b>793735-00-4</b><br>910 IF Cr S<br>911 P<br>947 EX Cr<br><br><b>793735-00-4</b>                                      | <b>803716-00-1</b><br><br>RT<br><br><b>803716-50-1</b>   | 93,00<br>93,50   | <b>*NEW*</b><br><b>953710-4</b><br>A=97,50<br>L=163<br>H=5<br>C=99<br>semi                           | -<br>-<br>-  |
| <b>Eng. M25 / 629</b><br>CX 2500 Diesel / Pallas<br>Confort / Familiare / Super<br>Break / Reflex<br>2500 ccm<br>55 kW (75 PS)  |             | 93,00<br>4  |   |   | 2,00<br>2,00<br>4,00   | <b>791126-00-4</b><br>910 Cr *<br>931 P<br>947 EX Cr   | -  | 93,00  | -  | -  |
| <b>Eng. M22 / 629</b><br>CX 2500<br>2500 ccm<br>55 kW (75 PS)   |             | 93,00<br>4  |   |   | 3,00<br>2,00<br>4,00   | <b>791141-00-4</b><br>914 Cr *<br>911 P<br>947 EX Cr   | -  | 93,00  | -  | -  |

| MODEL / ENGINE  | YEAR |  Dia.<br>CYL |  KH<br>GL<br>VT<br>MT |  Ø x L |  |  SM-REF |  SM-REF. |  Piston<br>Dia. |  SM-REF. |  SM-REF. |
|---|------|--|---|---|--|---|--|---|--|--|
| <b>CITROËN DIESEL</b>   |      |  |   |   |  |   |  |   |  |  |
| <b>Eng. XD3 P</b><br>SXD<br>2498 ccm<br>51,5-56 kW (70-76 PS)   | 85-  | <b>94,00</b><br>4  |   |   | 2,00<br>2,00<br>4,00   | <b>793714-00-4</b><br>910 Cr *<br>931<br>947 EX Cr<br><b>793714-40-4</b>                | -<br>-<br>-  | 94,00<br>94,40  | -<br>-   | -<br>-   |
| <b>Eng. 8140.63</b><br>Jumper TD<br>2798 ccm<br>64 kW (87 PS)   | 99-  | <b>94,40</b><br>4  |   |   | 3,00<br>2,00<br>2,50   | <b>792092-00-4</b><br>914 Cr *<br>911 IW U<br>947 EX Nit S                              | -<br>-   | 94,40   | -  | -  |
| <b>Eng. 8140.43 S125 TCA</b><br>Jumper<br>2798 ccm<br>90 kW (122 PS)  | 97-  | <b>94,40</b><br>4  | 58,75<br>-<br>-19,45<br>MØ=39,3<br>87,6   | 32<br>x<br>72<br>T  | 2,50<br>2,00<br>2,50   | <b>792091-00-4</b><br>914 Cr *<br>911 IF<br>947 EX Nit S<br><b>792091-40-4</b>          | <b>802018-00-1</b><br>RT / KK / AK<br>-  | 94,40<br>94,80  | -<br>-   | -<br>-   |
| <b>CUMMINS</b>  |      |  |   |   |  |   |  |   |  |  |
| <b>Eng. 2.8L</b><br>2802 ccm<br>155 kW (210 PS)   |      | <b>94,00</b><br>4  | 48,6<br>-<br>-16,4<br>76<br>-<br>MØ=52,00<br>-  | 34,5<br>x<br>73,3<br>T  | 2,50<br>2,00<br>3,00   | <b>790812-00-4</b><br>914 Cr S<br>911 IF U P<br>947 EX Cr<br><b>790812-50-4</b>         | <b>800801-00-1</b><br>RT / KK<br><b>800801-50-1</b>  | 94,00<br>94,50  | -<br>-   | -<br>-   |
| <b>Eng. 3 BT 2.9</b><br>2900 ccm  |      | <b>102,00</b><br>3   |   |   | 3,00   | <b>790803-00-1</b><br>914 Cr *  | -  | 102,00  | -  | -  |
| <b>Eng. 4 BT 3.9</b><br>3900 ccm  |      | <b>102,00</b><br>4   |   |   | 2,38<br>4,00   | 911 IF P<br>947 EX Cr   |  |   |  |  |
| <b>Eng. 6 BT 5.9</b><br>5900 ccm  |      | <b>102,00</b><br>6   |   |   |  |   |  |   |  |  |
| <b>Eng. CBNPG 6B</b>  |      | <b>102,00</b><br>3/4/6   |   |   | 2,40<br>2,35<br>4,00   | <b>790805-00-1</b><br>910 Cr *<br>911 P<br>947 EX Cr                                    | -  | 102,00  | -  | -  |
| <b>Eng. 6C 8.3</b><br><b>Eng. 6CTAA 8.3</b><br>Engine<br><b>Eng. 6CT 8.3 Euro 2</b><br>JCB 456<br>8270 ccm<br>127-274 kW (172-372 PS)<br><br><b>Eng. ISC 8.3L Euro 3</b><br>Engine<br>8270 ccm<br>238 kW (319 PS) |      | <b>114,00</b><br>6   |   |   | 3,50<br>3,00<br>4,00   | <b>790816-00-1</b><br>914 IW Cr *<br>917 IW P<br>947 EX Cr                              | -  | 114,00  | <b>950801-1</b><br>A=123<br>L=235,30<br>H=123<br>C=131<br>F=1,20                           | -  |

| <br><b>MODEL / ENGINE</b>                 | YEAR | <br><b>Dia.</b><br><b>CYL</b> | <br>KH<br>GL<br>VT<br>MT | <br>$\emptyset \times L$ |                      | <br><b>SM-REF</b>  | <br><b>SM-REF.</b> | <br><b>Piston</b><br><b>Dia.</b> | <br><b>SM-REF.</b> | <br><b>SM-REF.</b> |
|---|------|---|--|---|--|--|--|--|--|--|
| <b>CUMMINS</b><br><br><b>Eng. 6CTA 8.3 Euro 2</b><br>Engine<br>8270 ccm<br>127-274 kW (172-372 PS)                        |      | <b>114,00</b><br>6  |  |   | 3,50<br>3,00<br>4,00   | <b>790816-00-1</b><br>914 IW Cr *<br>917 IW P<br>947 EX Cr   | -  | 114,00   | -  | -  |
| <b>Eng. 6CT 8,3 Itr.</b><br><b>Eng. L/6 C-Series</b><br><b>Eng. CTA 8,3/6</b><br><b>Eng. CTAA 8,3</b>                     |      | <b>114,00</b>   |  |   | 3,50<br>3,00<br>4,00   | <b>790817-00-1</b><br>914 IW CR *<br>911 IF U P<br>947 EX Cr   | -  | 114,00   | -  | -  |
| <b>Eng. Small Cam D</b>   |      | <b>117,47</b><br>V6<br>V8   | 57,09<br>-<br>-<br>-10,71<br>100,254   | 34,92<br>x<br>90,12   | 3,05<br>2,38<br>2,77   | <b>790820-00-1</b><br>914 Cr *<br>910 IW Cr *<br>947 OI EX Cr *  | <b>800820-00-1</b><br><br>RT   | 117,47   | -  | -  |
| <b>Eng. L10</b><br>225 C/A / 250 A/B/C / 275 A<br>290 C / A225 / C225 / C250<br><br><b>Eng. LT10 A / C</b><br>C290 / C300 |      | <b>125,00</b><br>6  | 78,85<br>-<br>-<br>-11,85<br>124,3   | 54<br>x<br>98,2   | 3,16<br>3,20<br>4,75   | <b>790825-00-1</b><br>914 IW Cr *<br>914 IF U Cr *<br>947 EX Cr  | <b>800825-00-1</b><br><br>RT   | 125,00   | <b>950825-1</b><br>A=137,95<br>L=241,40<br>H=100<br>C=145,97<br>F=1,25                               | -  |
| <b>Eng. NH 200 / 220</b><br><b>Eng. NHK 200 BD</b><br><b>Eng. AR 4780</b>   |      | <b>130,18</b><br>6  | 101,65<br>-18,65<br>-5,65<br>-<br>159  | 50,7<br>x<br>110  | 3,91<br>3,91<br>3,91<br>6,32   | <b>790827-00-1</b><br>914 Cr *<br>914 IW P<br>914 IW P<br>947 OI EX Cr   | <b>800827-00-1</b><br><br>RT   | 130,18   | <b>950827-1</b><br>A=145,54<br>L=301,62<br>H=11,15<br>C=155,62                                       | <b>810827-1</b>  |
| <b>Eng. NT855</b>   |      | <b>139,70</b><br>6  |  |   | 3,91<br>3,15<br>3,15<br>4,75<br><br>3,91<br>3,15<br>3,15<br>4,75<br><br>3,91<br>3,15<br>3,15<br>4,75 | <b>790830-00-1</b><br>914 Cr *<br>917 IW P *<br>917 P *<br>947 OI EX Cr<br><br><b>790831-00-1</b><br>914 Cr *<br>917 IW P *<br>917 P *<br>947 OI EX Cr S<br><br><b>790837-00-1</b><br>914 Cr*<br>917 IW P*<br>917 P*<br>947 EX Nit S | -<br><br>-<br><br>-  | 139,70<br><br>139,70<br><br>139,70   | -<br><br>-<br><br>-  | -<br><br>-<br><br>-  |
| <b>Eng. NT855</b>   |      | <b>139,70</b><br>6  | 95,69<br>2,25<br>-<br>-9,9<br>155,19   | 50,7<br>x<br>119,7  | 3,91<br>3,15<br>3,15<br>4,75<br><br>3,91<br>3,15<br>3,15<br>4,75                                     | <b>790832-00-1</b><br>914 Cr *<br>917 IW Cr *<br>917 P *<br>947 OI EX Cr<br><br><b>790833-00-1</b><br>914 Cr *<br>917 IW Cr *<br>917 P *<br>947 EX Cr  | <b>800832-00-1</b><br><br>RT<br><br>-  | 139,70<br><br>139,70   | <b>950832-1</b><br>A=157,48<br>L=288,16<br>H=9,017<br>C=166,751<br>F=1,77<br><br>-                   | -<br><br>-   |

| <br><b>MODEL / ENGINE</b>  | <b>YEAR</b>                     | <br><b>Dia.</b><br><b>CYL</b> | <br><b>VT</b><br><b>MT</b> | <br><b>Ø x L</b> |  | <br><b>SM-REF</b>          | <br><b>SM-REF.</b> | <br><b>Piston</b><br><b>Dia.</b> | <br><b>SM-REF.</b> | <br><b>SM-REF.</b> |
|--|---------------------------------|---|--|--|--|--|--|--|--|--|
| <b>CUMMINS</b><br><br><b>Eng. N14</b>  |                                 | <b>139,70</b><br>6  | 102,35<br>-<br>-1,8<br>-15,8<br>159,35   | 63,5<br>x<br>114,5   | 3,96<br>2,92<br>4,75   | <b>790835-00-1</b><br>914 Cr *<br>917 IW Cr *<br>947 EX Nit S  | <b>800835-00-1</b><br><br>DRT / HA   | 139,70   | -  | -  |
| <b>Eng. KT19</b>   |                                 | <b>158,75</b><br>1  |  |  | 3,97<br>3,97<br>4,76   | <b>790836-00-1</b><br>914 Cr *<br>917 IW CR P *<br>947 EX Cr S   | -  | 158,75   | -  | -  |
| <b>DACIA</b><br><br><b>1210</b><br>Eng. 688-09<br>1108 ccm<br>26 kW (35 PS)  | 65-                             | <b>70,00</b><br>4   |  |  | 1,75<br>2,00<br>3,50   | <b>793806-00-4</b><br>910 IF Cr *<br>931 P<br>947 EX P   | -  | 70,00  | -  | -  |
| <b>1300 / 1310</b><br>Eng. 810.03/25/26/29<br>1289 ccm<br>27-44 kW (37-60 PS)  | 70-                             | <b>73,00</b><br>4   |  |  | 1,75<br>2,00<br>4,00   | <b>793807-00-4</b><br>910 Cr *<br>911 P<br>947 EX<br><br><b>793807-50-4</b>                                | -  | 73,00  | -  | -  |
| <b>1410</b><br>Eng. C1J<br>1397 ccm<br>50 kW (68 PS)   | 70-                             | <b>76,00</b><br>4   |  |  | 1,75<br>2,00<br>4,00   | <b>793809-00-4</b><br>910 IF Cr *<br>931 P<br>3PC Cr P   | -  | 76,00  | -  | -  |
| <b>Duster 1.6</b><br><b>Duster 1.6 16V Hi-Flex</b><br><b>Duster 1.6 LPG</b><br><b>Logan 1.6</b><br><b>Sandero 1.6 Bifuel</b><br>Eng. K4M 690 / 696<br>1598 ccm<br>77 kW (105 PS) | 10-<br>11-<br>11-<br>06-<br>11- | <b>79,50</b><br>4   | 31,7<br>-<br>-2,0/-2,0<br>-1,3<br>54,7<br>-<br>-   | 20<br>x<br>62  | 1,50<br>1,50<br>2,50   | <b>793841-00-4</b><br>910 IF Cr *<br>931 P<br>3PC Cr P<br><br><b>793841-25-4</b><br><br><b>793841-50-4</b> | <b>803832-00-1</b><br><br><br><b>803832-25-1</b><br><br><b>803832-50-1</b>                           | 79,50  | -  | -  |
| <b>Logan 1.6 MPI Euro 4</b><br>Eng. K7M 710<br>1598 ccm<br>64 kW (87 PS)   | 05-                             | <b>79,50</b><br>4   | 28,3<br>-<br>-<br>-<br>51,6<br>-<br>-<br>-   | 19<br>x<br>62  | 1,50<br>1,50<br>2,50   | <b>793841-00-4</b><br>910 IF Cr *<br>931 P<br>3PC Cr P<br><br><b>793841-25-4</b><br><br><b>793841-50-4</b> | <b>803735-00-1</b><br><br><br>-<br><br><b>803735-50-1</b>  | 79,50  | -  | -  |





MODEL / ENGINE

| YEAR          | <br>Dia.<br>CYL | <br>VT<br>MT | <br>GL<br>Ø x L | <br>Ø x L | <br>SM-REF                             | <br>SM-REF.        | <br>Piston<br>Dia. | <br>SM-REF. | <br>SM-REF. |
|---------------|-----------------|--------------|-----------------|-----------|--|--------------------|--------------------|-------------|-------------|
| <b>DAEWOO</b> |                 |              |                 |           |  |                    |                    |             |             |
| 91-05         | <b>68,50</b>    | 25           | 16              |           | <b>791401-00-3</b>                     | <b>801401-00-1</b> | 68,50              | -           | -           |
| 98-05         | 3               | -            | x               | 1,20      | 910 IF Cr P S                          |                    |                    |             |             |
|               |                 | -            | 54              | 1,50      | 931 P                                  |                    |                    |             |             |
|               |                 | -2,6         |                 | 2,80      | 3PC Cr                                 |                    |                    |             |             |
|               |                 | 55           |                 |           | <b>791401-25-3</b>                     | <b>801401-25-1</b> | 68,75              | -           | -           |
|               |                 | MØ=53,9      |                 |           | <b>791401-50-3</b>                     | <b>801401-50-1</b> | 69,00              | -           | -           |
|               |                 | -            |                 |           |  |                    |                    |             |             |
|               | <b>68,50</b>    |              |                 |           | <b>791402-00-4</b>                     | -                  | 68,50              | -           | -           |
|               | 4               |              |                 | 1,20      | 910 IF Cr S                            |                    |                    |             |             |
|               |                 |              |                 | 1,20      | 911 P                                  |                    |                    |             |             |
|               |                 |              |                 | 2,50      | 3PC Cr                                 |                    |                    |             |             |
|               |                 |              |                 |           | <b>791402-25-4</b>                     | -                  | 68,75              | -           | -           |
|               |                 |              |                 |           | <b>791402-50-4</b>                     | -                  | 69,00              | -           | -           |
|               |                 |              |                 |           |  |                    |                    |             |             |
|               | <b>73,80</b>    |              |                 |           | <sup>*NEW*</sup><br><b>791410-00-4</b> | -                  | 73,80              | -           | -           |
|               | 4               |              |                 | 1,20      | 910 IF Nit S                           |                    |                    |             |             |
|               |                 |              |                 | 1,20      | 931 P *                                |                    |                    |             |             |
|               |                 |              |                 | 2,00      | 3PC Nit                                |                    |                    |             |             |
|               |                 |              |                 |           |  |                    |                    |             |             |
|               | <b>75,50</b>    |              |                 |           | <b>792462-00-4</b>                     | -                  | 75,50              | -           | -           |
| 89-           | 4               |              |                 | 1,50      | 910 IF Cr S                            |                    |                    |             |             |
| 85-           |                 |              |                 | 1,50      | 911 P                                  |                    |                    |             |             |
|               |                 |              |                 | 4,00      | 3PC Cr                                 |                    |                    |             |             |
|               |                 |              |                 |           | <b>792462-50-4</b>                     | -                  | 76,00              | -           | -           |
|               |                 |              |                 |           |  |                    |                    |             |             |
| 97-           | <b>76,50</b>    | 28           | 18              |           | <b>793548-00-1</b>                     | <b>801407-00-1</b> | 76,50              | -           | -           |
| 93-99         | 4               | -            | x               | 1,50      | 910 IF Cr S                            |                    |                    |             |             |
| 95-97         |                 | -            | 55              | 1,50      | 931 P                                  |                    |                    |             |             |
| 97-           |                 | -3,5         |                 | 3,00      | 3PC Cr                                 |                    |                    |             |             |
|               |                 | 51,1         |                 |           | <b>793548-25-4</b>                     | -                  | 76,75              | -           | -           |
|               |                 | -            |                 |           | <b>793548-50-4</b>                     | <b>801407-50-1</b> | 77,00              | -           | -           |
|               |                 | MØ=59,7      |                 |           | <b>793548-75-4</b>                     | -                  | 77,25              | -           | -           |
|               |                 | -            |                 |           | <b>793548-10-4</b>                     | -                  | 77,50              | -           | -           |
|               |                 | -            |                 |           |  |                    |                    |             |             |
|               |                 | 28           | 18              |           | <b>793548-00-1</b>                     | <b>801412-00-1</b> | 76,50              | -           | -           |
|               |                 | -            | x               | 1,50      | 910 IF Cr S                            |                    |                    |             |             |
|               |                 | -            | 55              | 1,50      | 931 P                                  |                    |                    |             |             |
|               |                 | -2,84        |                 | 3,00      | 3PC Cr                                 |                    |                    |             |             |
|               |                 | 48,1         |                 |           | <b>793548-25-4</b>                     | -                  | 76,75              | -           | -           |
|               |                 | -            |                 |           | <b>793548-50-4</b>                     | <b>801412-50-1</b> | 77,00              | -           | -           |
|               |                 | MØ=58,8      |                 |           | <b>793548-75-4</b>                     | -                  | 77,25              | -           | -           |
|               |                 | -            |                 |           | <b>793548-10-4</b>                     | -                  | 77,50              | -           | -           |
|               |                 | -            |                 |           |  |                    |                    |             |             |



MODEL / ENGINE



| MODEL / ENGINE   | YEAR               | Dia.<br>CYL        | VT<br>MT                                  | Ø x L         | SM-REF             | SM-REF.            | Piston<br>Dia.     | SM-REF. | SM-REF. |   |       |   |   |
|--|--------------------|--------------------|---|---------------|--------------------|--------------------|--------------------|---------|---------|---|-------|---|---|
| <b>DAEWOO</b>  |                    |                    |   |               |                    |                    |                    |         |         |   |       |   |   |
| <b>Kalos / Genra</b><br>Eng. LX6<br>1498 ccm<br>62 kW (84 PS)  | 05-                | 76,50<br>4         | 28<br>-<br>-<br>-5,3<br>51<br>-<br>-<br>- | 18<br>x<br>55 | 1,50               | <b>791404-00-4</b> | <b>801405-00-1</b> | 76,50   | -       | - |       |   |   |
|  |                    |                    |   |               | 1,50               | 910 Cr S P         |                    |         |         |   |       |   |   |
|  |                    |                    |   |               | 1,50               | 931 P TUC          |                    |         |         |   |       |   |   |
|  |                    |                    |   |               | 3,00               | 3PC Cr P           |                    |         |         |   |       |   |   |
|  |                    |                    |   |               |                    | <b>791404-25-4</b> | <b>801405-25-1</b> |         |         |   | 76,75 | - | - |
|  |                    |                    |   |               |                    | <b>791404-50-4</b> | <b>801405-50-1</b> |         |         |   | 77,00 | - | - |
|  | <b>791408-00-4</b> | -                  | 76,50                                     | -             | -                  |                    |                    |         |         |   |       |   |   |
|  | 1,50               | 910 Cr S P         |   |               |                    |                    |                    |         |         |   |       |   |   |
|  | 1,50               | 931 P TUC          |   |               |                    |                    |                    |         |         |   |       |   |   |
|  | 2,00               | 3PC Cr P           |   |               |                    |                    |                    |         |         |   |       |   |   |
|  | <b>791408-25-4</b> | -                  | 76,75                                     | -             | -                  |                    |                    |         |         |   |       |   |   |
|  | <b>791408-50-4</b> | -                  | 77,00                                     | -             | -                  |                    |                    |         |         |   |       |   |   |
| <b>Kalos 1.4 / Lacetti 1.4</b><br><b>Aveo 1.4</b><br>Eng. 4NB D MT / 5HB D AT + MT<br>1399 ccm<br>69 kW (94 PS)  |                    | 77,90<br>4         |   |               | 1,20               | <b>791403-00-4</b> | -                  | 77,90   | -       | - |       |   |   |
|  |                    |                    |   |               | 1,50               | 910 Cr S Fe        |                    |         |         |   |       |   |   |
|  |                    |                    |   |               | 2,50               | 931 P<br>3PC Cr    |                    |         |         |   |       |   |   |
| <b>Lanos / Nubira / Espero</b><br><b>Racer 1.6 i</b><br>Eng. LPG 1.6 / C16 LZ2<br>Eng. A16DM / A16MF<br>1598 ccm<br>55 kW (75 PS)                        |                    | 79,00<br>4         | 28<br>0,4<br>-<br>-2,7<br>48,4            | 18<br>x<br>55 | 1,20               | <b>793538-00-4</b> | <b>803511-00-1</b> | 79,00   | -       | - |       |   |   |
|  |                    |                    |   |               | 1,50               | 910 Cr S           |                    |         |         |   |       |   |   |
|  |                    |                    |   |               | 1,50               | 931 P              |                    |         |         |   |       |   |   |
|  |                    |                    |   |               | 3,00               | 3PC Cr P           |                    |         |         |   |       |   |   |
|  |                    |                    |   |               |                    | <b>793538-25-4</b> | -                  |         |         |   | 79,25 | - | - |
|  | <b>793538-50-4</b> | <b>803511-50-1</b> | 79,50                                     | -             | -                  |                    |                    |         |         |   |       |   |   |
|  | <b>793538-10-4</b> | <b>803511-10-1</b> | 80,00                                     | -             | -                  |                    |                    |         |         |   |       |   |   |
| <b>Lacetti 1.8 / Viva 1.8</b><br>Eng. X 18 XE1<br>Eng. Z 18 XEL<br>1796 ccm<br>89 kW (121 PS)  |                    | 80,50<br>4         |   |               | 1,20               | <b>793549-00-4</b> | -                  | 80,50   | -       | - |       |   |   |
|  |                    |                    |   |               | 1,20               | 910 Nit S          |                    |         |         |   |       |   |   |
|  |                    |                    |   |               | 2,00               | 931 P<br>3PC Nit   |                    |         |         |   |       |   |   |
|  | <b>793549-50-4</b> | -                  | 81,00                                     | -             | -                  |                    |                    |         |         |   |       |   |   |
| <b>Brougham 1.8i</b><br><b>Espero 1.8i</b><br><b>Leganza 1.8i</b><br><b>Prince / Super Saloon 1.8i</b><br>Eng. C18 LE<br>1796 ccm<br>66-70 kW (90-95 PS) | 96-<br>95-99       | 84,80<br>4         |   |               | 1,50               | <b>793534-00-4</b> | -                  | 84,80   | -       | - |       |   |   |
|  | 97-02              |                    |   |               | 910 IF Cr P S      |                    |                    |         |         |   |       |   |   |
|  | 97-                |                    |   |               | 931 P              |                    |                    |         |         |   |       |   |   |
|  |                    |                    |   |               | 3,00               | 3PC Cr             |                    |         |         |   |       |   |   |
| <b>Leganza 1.8i</b><br><b>New Price 1.8i</b><br><b>Nubira 1.8i</b><br>Eng. D-TEC / C20NE<br>1998 ccm<br>85 kW (116 PS)                                   | 97-02              | 86,00<br>4         |   |               | 1,50               | <b>793535-00-4</b> | -                  | 86,00   | -       | - |       |   |   |
|  | 96-97              |                    |   |               | 910 IF Nit S       |                    |                    |         |         |   |       |   |   |
|  | 96-03              |                    |   |               | 931 P              |                    |                    |         |         |   |       |   |   |
|  |                    |                    |   |               | 3,00               | 3PC Cr P           |                    |         |         |   |       |   |   |
|  |                    |                    |   |               | <b>793535-50-4</b> | -                  | 86,50              |         |         |   | -     | - |   |
| <b>Leganza 2.2i</b><br>Eng. X22 SE<br>2198 ccm<br>100 kW (143 PS)  | 98-02              |                    |   |               |                    |                    |                    |         |         |   |       |   |   |



MODEL / ENGINE

YEAR

Dia.  
CYL

Ø x L



SM-REF



SM-REF.

Piston  
Dia.

SM-REF.



SM-REF.

**DAEWOO DIESEL****Eng. D 2366 T**  
D2 A123,00  
6

-

-

123,00

**951401-1**  
A=127  
L=270  
H=8,05  
C=133

-

**Eng. DV15 T**  
Industrial  
14618 ccm128,00  
83,50 914 Cr \*  
3,00 911 Cr IW U  
5,00 947 Cr

-

128,00

-

-

3,50 914 Cr \*  
3,00 911 Cr IW U  
4,00 947 EX Cr

-

128,00

-

-

**DAF****Eng. 810.03 / 29**  
DAF 66  
1289 ccm  
29-40 kW (40-54 PS)

73-75

73,00  
437,5  
0,2  
-  
-  
62,720  
x  
671,75 910 Cr \*  
2,00 911 P  
4,00 947 EX**793807-00-4**

-

73,00

-

-

**793807-50-4**

-

73,50

-

-

**Eng. 810.03 / 25 / 26 / 29**  
DAF 66  
1289 ccm  
40 kW (54 PS)

73-75

73,00  
41,75 910 Cr \*  
2,00 931 P  
4,00 3PC Cr**793826-00-4**

-

73,00

-

-

**Eng. DJ5 T**  
Serie 400 / LDV  
2446 ccm  
76-96 kW (103-130 PS)

96-

92,00  
449,84  
-  
-  
-2,3  
8234  
x  
68  
T3,00 914 Cr \*  
1,75 911 P  
3,50 947 EX Cr**793740-00-4****803707-00-1**  
RT / HA / KK

92,00

-

-

**803707-50-1**

92,50

-

-

**Eng. XD3 P**  
Serie 400 EN  
2498 ccm  
51,5-56 kW (70-76 PS)94,00  
42,00 910 Cr \*  
2,00 931  
4,00 947 EX Cr**793714-00-4**

-

94,00

-

-

**793714-40-4**

-

94,40

-

-

**Eng. XD3 T**  
Serie 400 ET  
2498 ccm  
71 kW (96 PS)94,00  
43,00 914 Cr \*  
2,00 911 P  
4,00 947 EX Cr**793718-00-4**

-

94,00

-

-

**793718-40-4**

-

94,40

-

-

**Eng. CT108 L**  
45.150  
5880 ccm  
95-120 kW (130-163 PS)

91-

102,00  
63,00 914 Cr \*  
2,38 911 IF P  
4,00 947 EX Cr**791314-00-2**

-

102,00


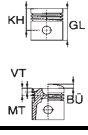







-










-

























MODEL / ENGINE

| YEAR  |  Dia.<br>CYL      |  |  |  |  SM-REF |  SM-REF. |  Piston<br>Dia. |  SM-REF. |  SM-REF. |                 |
|---|---|--|---|--|---|--|---|--|--|-----------------|
| <b>DAF</b>  |   |  |   |  |   |  |   |  |  |                 |
| <b>Eng. DF 615</b><br>900 / 1100 / 1200 / 1400 / 1600   | 66-93   | <b>104,17</b><br>6   | 81,92   | 38   | 2,50  | <b>791310-00-2</b>   | <b>801301-00-1</b>  | 104,17   | <b>951301-1</b><br>A=109,01<br>L=239<br>H=8,05<br>C=117                                    | <b>811301-1</b> |
| <b>Eng. DT 615 / DTD 615</b><br>A1600 DF / A1700 / 1800<br>6170 ccm<br>45-123 kW (61-168 PS)  | 66-78   |  | -   | x  | 2,50  | 910 Cr P   | RT  |  |  |                 |
|   |   |  | -2,3  | 88   | 2,50  | 911 P  |   |  |  |                 |
|   |   |  | -23,15  |  | 6,00  | 946 EX P   |   |  |  |                 |
|   |   |  | 132,7   |  | 6,00  | 946 P  |   |  |  |                 |
| <b>Eng. DH825</b><br>Series F 2000<br>Series F 2005<br>Series F 2100 / 2200 / 2300 / 2305<br>Series F 2103<br>Series F 2105<br>Series F 2205<br>Series SB 2005<br>8250 ccm<br>115-184 kW (156-250 PS)   | 68-79<br>72-79<br>78-81<br>82-91<br>78-91<br>73-79<br>80-93                                       | <b>118,00</b><br>6   |   |  | 3,00  | <b>791302-00-1</b><br>910 Cr P S   | -   | 118,00   | -  | -               |
|   |   |  |   |  | 3,00  | 911 P  |   |  |  |                 |
|   |   |  |   |  | 3,00  | 911 P  |   |  |  |                 |
|   |   |  |   |  | 6,00  | 947 EX Cr  |   |  |  |                 |
| <b>Eng. DH / DHB / DHR 825</b><br><b>Eng. DHS 825 / 825 SM</b><br><b>Eng. DHT 825</b><br><b>Eng. DHTD 825</b><br><b>Eng. DHU 825</b><br><b>Eng. DU 825</b><br><b>Eng. H 825 / S 825</b><br>Series A 2000<br>Series AZ 1900<br>Series F 1602<br>Series F 1800 / 2305<br>Series F 2000 / 2005 / 2100 / 2103<br>Series F 2105 / 2200 / 2205 / 2300<br>Series F 2303<br>Series F 2500 / 2505 / 2525 / 2535<br>Series FB 2100<br>Series SB 2000 / 2005<br>Series SB 2300 / 2305<br>Series TB 2100<br>8250 ccm<br>105-217 kW (143-294 PS) | 69<br>72-76<br>71-<br>78-91<br>72-91<br>73-91<br>81-91<br>76-91<br>80-<br>78-93<br>76-91<br>81-91 | <b>118,00</b><br>6   |   |  | 3,50  | <b>791303-00-1</b><br>914 Cr *   | -   | 118,00   | <b>951302-1</b><br>*NEW*<br>A=123,5<br>L=262<br>H=10,05<br>C=133,6                         | -               |
|   |   |  |   |  | 3,00  | 911 P  |   |  |  |                 |
|   |   |  |   |  | 3,00  | 911 P  |   |  |  |                 |
|   |   |  |   |  | 6,00  | 947 EX Cr  |   |  |  |                 |
| <b>Eng. RS 180 L</b><br><b>Eng. RS 200/222 L ATi</b><br>Euro 1<br>8661 ccm<br>180-222 kW (245-302 PS)   |   |  |   |  |   |  |   |  |  |                 |
| <b>Eng. PE 183 C</b><br><b>Eng. PE 212 C</b><br><b>Eng. PE 235 C</b><br>Euro 3<br><b>Eng. PF 183 M</b><br><b>Eng. PF 212 M</b><br><b>Eng. PF 235 M</b><br>Euro 2<br>9200 ccm<br>183-235 kW (249-320 PS)   |   |  |   |  |   |  |   |  |  |                 |










| MODEL / ENGINE  | YEAR   |  Dia.<br>CYL |  KH<br>VT<br>MT |  Ø x L |  |  SM-REF |  SM-REF. |  Piston<br>Dia. |  SM-REF. |  SM-REF. |
|---|--|--|---|---|--|---|--|---|--|--|
| <b>DAF</b><br><b>Eng. RS 180 / 200 / 222</b><br>75.240 / 75.300<br>DB 250 RS<br><b>Eng. RS 180 / 200 / 222 L</b><br><b>Eng. RS 180 / 200 / 222 M</b><br>75.240 / 75.270 / 75.300<br>8650 ccm<br>180-222 kW (245-302 PS)   | 92-98<br><br>92-98<br>92-98                      | <b>118,00</b><br>6   |   |   | 3,50<br>3,00<br>4,00   | <b>791313-00-2</b><br>914 Cr *<br>911 P<br>947 EX Cr                                    | -  | 118,00  | -  | -  |
| <b>Eng. PE 228 C Euro 3</b><br>75.310<br>CF 75.310<br>9200 ccm<br>228 kW (310 PS)<br><b>Eng. PE 265 C Euro 3</b><br>75.310<br>9200 ccm<br>265 kW (360 PS)   | 00-<br>01-<br><br>00-                            | <b>118,00</b><br>6   |   |   | 3,50<br>3,00<br>4,00   | <b>791322-00-1</b><br>916 Cr *<br>911 P<br>947 EX Cr                                    | -  | 118,00  | <b>951305-1</b><br>*NEW*<br>A=123,51<br>L=262,20<br>H=6,06<br>C=130,60                     | -  |
| <b>Eng. DKX / DKXE / ATI</b><br><b>Eng. DKZ / DKSE 1160</b><br>ATI3300 / 3305 / 3325 / 3603<br>3605 / 3625<br>11630 ccm<br>212-274 kW (288-373 PS)  | 84-  | <b>130,00</b><br>6   | 101<br>-<br>-4<br>-29,1<br>169,5  | 52<br>x<br>106  | 3,16<br>3,16<br>3,16<br>6,33   | <b>791304-00-1</b><br>916 Cr *<br>911 P<br>911 P<br>947 EX Cr                           | <b>801305-00-1</b><br>RT / HA / AK   | 130,00  | <b>951303-1</b><br>A=136,03<br>L=288,3<br>H=10,05<br>C=143,6                               | <b>811305-1</b>  |
| <b>Eng. ATI 1160</b><br>11630 ccm<br>212-274 kW (288-373 PS)  |  | <b>130,00</b><br>6   |   |   | 3,16<br>3,16<br>6,33   | <b>791306-00-1</b><br>916 Cr *<br>911 P<br>947 EX Cr                                    | -  | 130,00  | -  | -  |
| <b>Eng. XF 250 M / XF 280 M</b><br><b>Eng. XF 315 M / XF 355 M</b><br><b>Euro 2</b><br>85.340 / 85.380 / 85.430<br>95.380<br>95.430 / 95.480<br>12583 ccm<br>250-355 kW (340-483 PS)  | 98-<br>97-02<br>97-                              | <b>130,00</b><br>6   | 95<br>-<br>-1<br>-21,7<br>143<br>-<br>MØ=82<br>-  | 52<br>x<br>106<br>T   | 4,00<br>3,16<br>4,00   | <b>791307-00-1</b><br>916 Cr *<br>911 P<br>947 EX Cr                                    | <b>801307-00-1</b><br>RT   | 130,00  | <b>951303-1</b><br>A=136,03<br>L=288,3<br>H=10,05<br>C=143,6                               | -  |
| <b>Eng. DKSE / DKS / DKV</b><br><b>Eng. DKVL / DKSB</b><br><b>Eng. DKFL / DKXE</b><br><b>Eng. DHS / DKZ 1160</b><br>DKS 325 / 340 / 360 / 380<br>390 / 450 / 475 / 500 / 540<br>FA / FAR / FAT / FT 2800<br>2805 / 3300 / 3305 / 3325<br>11630 ccm<br>139-260 kW (189-354 PS)<br><b>Eng. DKT / DKTD</b><br>DKTL 1160<br>DKTD 325 / 360 / 380 / 390<br>392 / 447 / 450 / 475 / 500<br>540 / 2200 / 2600 / 2605<br>11630 ccm<br>185-198 kW (252-270 PS) | 73-<br><br><br><br><br><br><br><br><br><br>73-86 | <b>130,00</b><br>6   | 101<br>-<br>-4/-4<br>-29,1<br>169,5<br>-<br>MØ=74,5<br>-  | 48<br>x<br>111  | 3,16<br>3,16<br>3,16<br>6,33   | <b>791304-00-1</b><br>916 Cr *<br>911 P<br>911 P<br>947 EX Cr                           | <b>801304-00-1</b><br>RT / HA / AK   | 130,00  | <b>951303-1</b><br>A=136,02<br>L=288,5<br>H=10<br>C=143,6                                  | <b>811304-1</b>  |

| <br><b>MODEL / ENGINE</b>  | <b>YEAR</b>       | <br><b>Dia.</b><br><b>CYL</b> | <br><b>VT</b><br><b>MT</b> | <br><b>Ø x L</b> |  | <br><b>SM-REF</b> | <br><b>SM-REF.</b> | <br><b>Piston</b><br><b>Dia.</b> | <br><b>SM-REF.</b> | <br><b>SM-REF.</b> |
|--|-------------------|---|--|---|--|---|--|--|--|--|
| <b>DAF</b><br><br><b>Eng. WS 225 / 259 / 282</b><br>95.310 / .380<br>95.350<br>11622 ccm<br>225-282 kW (306-383 PS)  | 87-98<br>87-90    | <b>130,00</b><br>6  | 101<br>-<br>-0,8/-1,5<br>-29,42<br>155<br>-<br>MØ=75<br>-  | 52<br>x<br>106  | 4,00<br>3,16<br>4,00   | <b>791312-00-1</b><br>914 Cr *<br>911 Cr<br>947 EX Cr   | <b>801308-00-1</b><br>*NEW<br>RT   | 130,00   | -  | -  |
| <b>Eng. WD 259</b><br><b>Eng. WS 242 / 268</b><br><b>Eng. WS 295 / 315</b><br>FA 85.330 / FA / FAR<br>FAT / FT / FTG / FTS<br>FTT 95.310-430<br>ATI / Marine engine<br>11622-11630 ccm<br>225-315 kW (306-428 PS)                                      | 88-               | <b>130,00</b><br>6  |  |   | 4,00<br>3,16<br>4,00   | <b>791312-00-1</b><br>914 Cr *<br>911 Cr<br>947 EX Cr   | -  | 130,00   | -  | -  |
| <b>Eng. MX 300 S Euro 4/5</b><br><b>Eng. MX 340 S Euro 4/5</b><br><b>Eng. MX 375 Euro 5</b><br><b>Eng. MX 375 S Euro 4/5</b><br>XF 105.410 / .460 / .510<br>CF 85.410 / .460 / .510<br>Phoenix 410 / 460 / 510<br>12900 ccm<br>300-375 kW (408-510 PS) | 06-<br>06-<br>11- | <b>130,00</b><br>6  |  |   | 4,00<br>3,16<br>4,00   | <b>791316-00-1</b><br>914 IF CCL *<br>911 P<br>947 EX Cr  | -  | 130,00   | -  | -  |
| <b>DAIHATSU</b><br><br><b>Boon / Cuore / Sirion</b><br>Eng. 1KR-FE<br>998 ccm<br>50-53 kW (68-71 PS)   | 05-               | <b>71,00</b><br>3   |  |   | 1,00<br>1,00<br>1,50   | <b>799601-00-3</b><br>910 IF Cr S<br>931 P S<br>3PC Cr  | -  | 71,00  | -  | -  |
| <b>Eng. DO7</b>  |                   | <b>72,00</b><br>3   |  |   | 1,50<br>1,50<br>2,80   | <b>797034-00-3</b><br>910 CR *<br>911 P<br>3PC Cr<br><br><b>797034-50-3</b>                       | -<br><br>-   | 72,00<br><br>72,50   | -<br><br>-   | -<br><br>-   |
| <b>Mira Gino / Storia</b><br>Eng. EJ<br>989 ccm<br>41-43 kW (55-58 PS)   | 98-05             | <b>72,00</b><br>3   |  |   | 1,20<br>1,20<br>2,50   | <b>797035-00-3</b><br>910 IF Cr S<br>931 P<br>3PC Cr<br><br><b>797035-50-3</b>                    | -<br><br>-   | 72,00<br><br>72,50   | -<br><br>-   | -<br><br>-   |
| <b>Materia</b><br>Eng. K3-VE<br>1297 ccm<br>68 kW (92 PS)  | 06-12             | <b>72,00</b><br>4   |  |   | 1,20<br>1,20<br>2,00   | <b>799605-00-4</b><br>910 Cr S<br>931 P<br>3PC Nit P  | -  | 72,00  | -  | -  |

| <br><b>MODEL / ENGINE</b> | <b>YEAR</b> | <br><b>Dia.</b><br><b>CYL</b> | <br><b>VT</b><br><b>MT</b> | <br><b>Ø x L</b> |  | <br><b>SM-REF</b> | <br><b>SM-REF.</b> | <br><b>Piston</b><br><b>Dia.</b> | <br><b>SM-REF.</b> | <br><b>SM-REF.</b> |
|---|-------------|---|--|---|--|---|--|--|--|--|
| <b>DAIHATSU</b>   |             |   |  |   |  |   |  |  |  |  |
| <b>Gran-Max</b>   |             | <b>72,00</b>  |  |   |  | <b>799612-00-4</b>  | -  | 72,00  | -  | -  |
| <b>Luxio</b>  | 09-         | 4   |  |   | 1,20   | 910 IF Cr S   |  |  |  |  |
| <b>Taruna</b>   | 04-06       |   |  |   | 1,20   | 931 P   |  |  |  |  |
| <b>Terios</b>   | 06-         |   |  |   | 2,00   | 3PC Nit P   |  |  |  |  |
| Eng. 3SZ-VE<br>1495 ccm<br>80 kW (108 PS)   |             |   |  |   |  | <b>799612-50-4</b>  | -  | 72,50  | -  | -  |
| <b>Extol 1.3i 16V</b>   | 99-         | <b>72,00</b>  |  |   |  | <b>797038-00-4</b>  | -  | 72,00  | -  | -  |
| <b>Terios / YRV 1.3i 16V</b>  | 00-         | 4   |  |   | 1,20   | 910 IF Cr S P   |  |  |  |  |
| <b>bB 1.3i 16V</b>  | 05-         |   |  |   | 1,20   | 931 P   |  |  |  |  |
| Eng. K3VE / K3VET<br>1298 ccm<br>63-95 kW (86-129 PS)   |             |   |  |   | 2,00   | 3PC Nit   |  |  |  |  |
| <b>Sirion 1.3i 16V</b>  | 00-         |   |  |   |  |   |  |  |  |  |
| Eng. K3VE2<br>1298 ccm<br>75 kW (102 PS)  |             |   |  |   |  |   |  |  |  |  |
| <b>Eng. CB-10 / CB-20</b>   |             | <b>76,00</b>  |  |   |  | <sup>*NEW*</sup><br><b>797016-00-3</b>  | -  | 76,00  | -  | -  |
| Charade G10<br>993 ccm  |             | 3   |  |   | 1,50   | 911 Cr  |  |  |  |  |
|   |             |   |  |   | 1,50   | 911 P   |  |  |  |  |
|   |             |   |  |   | 2,80   | 3PC Cr  |  |  |  |  |
| <b>Charade</b>  |             | <b>76,00</b>  |  |   |  | <sup>*NEW*</sup><br><b>797025-00-3</b>  | -  | 76,00  | -  | -  |
| Eng. CB90<br>997 ccm  |             | 3   |  |   | 1,50   | 910 Nit S   |  |  |  |  |
|   |             |   |  |   | 1,50   | 911 Cr  |  |  |  |  |
|   |             |   |  |   | 2,80   | 3PC Nit   |  |  |  |  |
| <b>Charade</b>  | 77-86       | <b>76,00</b>  |  |   |  | <b>797026-00-4</b>  | -  | 76,00  | -  | -  |
| Eng. HC<br>993 ccm<br>37-41 kW (50-56 PS)   |             | 4   |  |   | 1,20   | 910 IF Cr S   |  |  |  |  |
|   |             |   |  |   | 1,50   | 931 P   |  |  |  |  |
|   |             |   |  |   | 3,00   | 3PC Nit   |  |  |  |  |
| <b>Ferosa / Charade</b>   |             |   |  |   |  |   |  |  |  |  |
| <b>Rocky</b>  |             |   |  |   |  |   |  |  |  |  |
| Eng. HD<br>1589 ccm<br>55-77 kW (75-105 PS)   |             |   |  |   |  |   |  |  |  |  |
| <b>Charmant</b>   | 74-78       | <b>80,00</b>  |  |   |  | <b>799621-00-4</b>  | -  | 80,00  | -  | -  |
| Eng. T<br>1407 ccm<br>70 kW (95 PS)   |             | 4   |  |   | 1,50   | 910 Cr S  |  |  |  |  |
|   |             |   |  |   | 2,00   | 911 P   |  |  |  |  |
|   |             |   |  |   | 4,00   | 3PC Cr  |  |  |  |  |
| <b>DONG FENG</b>  |             |   |  |   |  |   |  |  |  |  |
| <b>Eng. WD 615</b>  |             | <b>126,00</b>   |  |   |  | <b>790030-00-1</b>  | -  | 126,00   | -  | -  |
|   |             | 6   |  |   | 3,45   | 914 IF Cr P *   |  |  |  |  |
|   |             |   |  |   | 3,00   | 911 IF U Cr P   |  |  |  |  |
|   |             |   |  |   | 4,00   | 947 EX Cr P   |  |  |  |  |



MODEL / ENGINE

| YEAR             |  Dia.<br>CYL |  KH<br>VT<br>MT |  GL<br>Ø x L |  |  SM-REF |  SM-REF. |  Piston<br>Dia. |  SM-REF. |  SM-REF. |           |  |  |
|------------------|--|---|--|--|---|---|---|--|--|-----------|--|--|
| <b>FAP-FAMOS</b> |  |   |  |  |   |   |   |  |  |           |  |  |
| -73              | 97,00<br>6   | 65,2  | 36   |  | 791017-00-1   | 801031-00-1   | 97,00   | 951030-1   | -  |           |  |  |
|                  |  | -   | x  | 3,00   |   |   |   |  |  | 916 Cr *  | RT   | A=101<br>L=222<br>H=5,2<br>C=104<br>semi |
|                  |  | -   | 82,5   | 3,00   |   |   |   |  |  | 911 P     |  |  |
| -20              |  | 3,00  | 930 P  |  |   |   |   |  |  |           |  |  |
| 64-81            |  | 115,7   |  |  | 791017-50-1   | 801031-50-1   | 97,50   | 951067-1   | -  |           |  |  |
|                  |  | MØ=55   |  |  |   |   |   |  |  | 947 EX Cr | A=100,4<br>L=222<br>H=5,1<br>C=103,5<br>semi |  |
|                  |  | 64,8  |  |  |   |   |   |  |  | 946       |  |  |
|                  |  | -   |  |  |   |   |   |  |  |           |  |  |
|                  |  | -   |  |  |   |   |   |  |  |           |  |  |
|                  |  | -20   |  |  |   |   |   |  |  |           |  |  |
| 115,3            |  |   |  |  |   |   |   |  |  |           |  |  |
|                  |  | MØ=55   |  |  |   |   |   |  |  |           |  |  |
| 74-82            | 97,00<br>6   | 65,2  | 36   |  | 791030-00-1   | 801075-00-1   | 97,00   | 951030-1   | -  |           |  |  |
|                  |  | -   | x  | 3,00   |   |   |   |  |  | 916 Cr *  | RT   | A=101<br>L=222<br>H=5,2<br>C=104<br>semi |
|                  |  | -   | 82,5   | 3,00   |   |   |   |  |  | 911 P     |  |  |
|                  |  | -20   |  | 3,00   |   |   |   |  |  | 911 P     |  |  |
|                  |  | 115,7   |  | 5,50   |   |   |   |  |  | 947 EX Cr |  |  |
|                  |  |   |  |  |   |   |   |  |  |           |  |  |
|                  |  |   |  |  |   |   |   |  |  |           |  |  |
| 74-82            |  | 64,9  |  |  | 791030-50-1   | 801075-50-1   | 97,50   | 951067-1   | -  |           |  |  |
|                  |  | -   |  |  |   |   |   |  |  | 916 Cr *  | A=100,4<br>L=222<br>H=5,1<br>C=103,5<br>semi |  |
|                  |  | -   |  |  |   |   |   |  |  | 911 P     |  |  |
|                  |  | -20   |  |  |   |   |   |  |  | 911 P     |  |  |
|                  |  | 115,4   |  |  |   |   |   |  |  | 947 EX Cr |  |  |
|                  |  |   |  |  |   |   |   |  |  |           |  |  |
|                  |  |   |  |  |   |   |   |  |  |           |  |  |
| 74-82            |  | 64,6  |  |  | 791030-10-1   | 801075-10-1   | 98,00   | 951067-50-1  | -  |           |  |  |
|                  |  | -   |  |  |   |   |   |  |  | 916 Cr *  | A=102,00                                     |  |
|                  |  | -   |  |  |   |   |   |  |  | 911 P     |  |  |
|                  |  | -20   |  |  |   |   |   |  |  | 911 P     |  |  |
|                  |  | 115,1   |  |  |   |   |   |  |  | 947 EX Cr |  |  |
|                  |  |   |  |  |   |   |   |  |  |           |  |  |
|                  |  |   |  |  |   |   |   |  |  |           |  |  |
| 74-82            |  | 64,6  |  |  | 791030-10-1   | 801075-10-1   | 98,00   | 951067-50-1  | -  |           |  |  |
|                  |  | -   |  |  |   |   |   |  |  | 916 Cr *  | A=103,00                                     |  |
|                  |  | -   |  |  |   |   |   |  |  | 911 P     |  |  |
|                  |  | -20   |  |  |   |   |   |  |  | 911 P     |  |  |
|                  |  | 115,1   |  |  |   |   |   |  |  | 947 EX Cr |  |  |
|                  |  |   |  |  |   |   |   |  |  |           |  |  |
|                  |  |   |  |  |   |   |   |  |  |           |  |  |



MODEL / ENGINE

YEAR

Dia.  
CYL62,8  
-  
-2,2  
-20  
105,236  
x  
82,52,50  
2,50  
4,00

SM-REF



SM-REF.

Piston  
Dia.

SM-REF.



SM-REF.

**FAP-FAMOS****Eng. OM 352 A**

353.909-914 / 950-954  
970-972 / 976  
1013 / 1113 / 1213 / 1313  
1513 / 1613 / 1813 / 917  
1017 / 1217 / 1417 / 1617  
MB Trac 300 / 1100 / 1300  
5675 ccm  
92-127 kW (125-173 PS)

71-82

97,00

6

65,2  
-  
-2,2  
-20  
105,236  
x  
82,52,50  
2,50  
4,00

**791031-00-1**  
916 Cr \*  
911 IW U P  
947 EX Cr

**801072-00-1**  
RT

97,00

**951030-1**  
A=101  
L=222  
H=5,2  
C=104  
semi

-

64,9  
-  
-2,2  
-20  
104,9**791031-50-1****801072-50-1**  
RT

97,50

**951067-1**  
A=100,4  
L=222  
H=5,1  
C=103,5  
semi

-

64,6  
-  
-2,2  
-20  
104,6**791031-10-1****801072-10-1**  
RT

98,00

**951067-50-1**  
A=102,00

-

**951067-10-1**  
A=103,00

-

**Eng. OM 364**

.900 / 06 / 07 / 12  
3972 ccm  
66/85 kW (90/115 PS)

84-

97,50

4

62,8  
-  
-  
-22,7  
107,836  
x  
82,52,50  
2,50  
4,00

**791044-00-1**  
916 Cr \*  
911 IW U P  
947 EX Cr

**801078-00-1**  
RT

97,50

**951067-1**  
A=100,4  
L=222  
H=5,1  
C=103,5  
semi

-

**Eng. OM 366**

.900 / 05 / 07 / 09 / 10 / 12 / 14  
.917 / 19 / 30 / 33

84-

97,50

6

MØ=48

**791044-25-1**

-

97,75

**951067-50-1**  
A=102,00

-

**Eng. OM 366.915 E1**

709 / 809 / 811 / 814 / 914  
1314 / 1414 / 1614 / O301  
5958 ccm  
97/100 kW (132/136 PS)

84-

97,50

6

MØ=48

**791044-50-1****801078-50-1**

98,00

**951067-50-1**  
A=102,00

-

**951067-10-1**  
A=103,00

-

**Eng. OM 364 A**

.901 / 50 / 52 / 54 / 80 / 81

**Eng. OM 364 LA**

.901 / 50 / 52 / 54 / 80 / 81  
1717/Unimog 90/110/140/811  
3972 ccm  
85-129 kW (115-175 PS)

84-

97,50

4

62,8  
-  
-  
-22,35  
107,8  
MØ=5636  
x  
82,52,50  
2,50  
4,00

**791044-00-1**  
916 Cr \*  
911 IW U P  
947 EX Cr

**801066-00-1**  
RT

97,50

**951067-1**  
A=100,4  
L=222  
H=5,1  
C=103,5  
semi

-

**791044-25-1**

-

97,75

**951067-50-1**  
A=102,00

-

**791044-50-1****801066-50-1**

98,00

**951067-50-1**  
A=102,00

-

**951067-10-1**  
A=103,00

-

**Eng. OM 366 A**

.901 / 51 / 53 / 55 / 57 / 60  
.962 / 65 / 71 / 74

**Eng. OM 366 LA**

.901 / 80 / 81 / 83 / 88 / 90 / 92  
.994 / 97  
817 / 917 / 1117 / 1217 / 1317  
1417 / 1617 / O301 / O402  
1119 / 1120 / 1317 / 1320  
1619 / 1620 / 2219 / 2220  
5958 ccm  
125/148 kW (170/201 PS)

84-

97,50

6

MØ=56

**791044-50-1****801066-50-1**

98,00

**951067-50-1**  
A=102,00

-

**951067-10-1**  
A=103,00

-



MODEL / ENGINE

YEAR

Dia.  
CYLKH GL  
VT BU  
MT

Ø x L



Ø x L



SM-REF



SM-REF.

Piston  
Dia.

SM-REF.



SM-REF.

**FAP-FAMOS****Eng. OM 364 Euro 1**.918 - 921  
3972 ccm  
63 kW (86 PS)

92-

97,50  
462,8  
-  
-  
22,38  
107,836  
x  
82,52,50  
2,50  
4,00791044-00-1  
916 Cr \*  
911 IW U P  
947 EX Cr801068-00-1  
RT

97,50

951067-1  
A=100,4  
L=222  
H=5,1  
C=103,5  
semi

-

**Eng. OM 366 Euro 1**.901-913 / 15 / 16  
5958 ccm  
95-100 kW (129-132 PS)

92-

97,50  
6

MØ=43

791044-25-1  
791044-50-1-  
-97,75  
98,00951067-50-1  
A=102,00

-

951067-10-1  
A=103,00

-

**Eng. OM 364 LA**.901-504 Euro 1  
814  
3970 ccm  
102 kW (139 PS)

93-

97,50  
662,8  
-  
-22,6  
107,836  
x  
82,5  
T2,50  
2,50  
4,00791044-00-1  
916 Cr \*  
911 IW U P  
947 EX Cr801069-00-1  
RT

97,50

951067-1  
A=100,4  
L=222  
H=5,1  
C=103,5  
semi

-

**Eng. OM 366 LA**.901-913 / 89 / 91 / 99 / Euro 1  
356.978 / 86 / 87 / 90 / 92  
.996 / Euro 1  
1120 / AF / F / 1224 AF / 1320  
1520 / 1720 / 1820 / 1920  
5955 ccm  
155/177 kW (211/240 PS)93-  
93-791044-25-1  
791044-50-1-  
-97,75  
98,00951067-50-1  
A=102,00

-

951067-10-1  
A=103,00

-

**Eng. 2F-B / 2 FU-B**142/147 kW (173/200 PS)  
11040 ccm

80-

125,00  
63,50  
3,00  
6,00790015-00-1  
914 Cr \*  
911 P  
947 EX Cr-  
-

125,00

-

-

**Eng. 2 FP-B / 2 FUP-B**170/191 kW (231/260 PS)  
11040 ccm

80-

**OM 441 A**O 303  
10960 ccm  
200 kW (272 PS)

89-

128,00  
63,00  
3,00  
4,00791033-00-1  
916 Nit S  
911 IW U Cr  
947 EX Cr-  
-

128,00

-

-

**OM 442 LA**1644 / 1748 / 1844 / 1944  
2044 / 2244 / 2448 / 2544  
2644 / 3548  
14618 ccm  
320-362 kW (435-492 PS)

85-

128,00  
83,00  
3,00  
4,00\*NEW\*  
791287-00-1  
916 Cr Mo \*  
911 IW U Cr  
947 EX Cr-  
-

128,00

-

-

**OM 444 A**Stationary engine  
21920 ccm128,00  
12



MODEL / ENGINE

YEAR

Dia.  
CYLVT  
MT

Ø x L



SM-REF



SM-REF.

Piston  
Dia.

SM-REF.



SM-REF.

## FIAT

**850**Eng. 100 G000 / 002  
843 ccm  
25/28 kW (34/37 PS)

64-72

65,00  
430,75  
-  
-  
61,2520  
x  
541,75  
2,00  
3,94**792005-00-4**  
910 IF Cr  
931 P  
948 EX P**802001-00-1**

65,00

-

-

**127 / 850**

Eng. 100 GF000

64-85

65,40

-

-

-

**792005-40-4****802001-40-1**

65,40

-

-

**Panda**Eng.100 GL000 / ECE 146  
903 ccm  
25-33,5 kW (35-47 PS)

82-85

65,60

-

-

-

**792005-60-4****802001-60-1**

65,60

-

-

**802001-60-4**

-

65,80

-

-

**Panda 750**Eng. 156 A 4.000  
Eng. M 204 AA.07.0  
Eng. 145 A 4.000  
770 ccm  
25 kW (34 PS)

86-97

65,00  
4

-

-

1,50  
1,50  
3,00**792061-00-4**  
910 IF S  
911 P  
3PC Cr

-

65,00

-

-

**792061-40-4**

-

65,40

-

-

**Cinquecento 0.9 i.e.**Eng. 170 A1.000  
Eng. 170 A1.046  
843 ccm  
25-36 kW (34-49 PS)

91-93

-

-

-

-

-

-

-

-

-

**Panda 1000**Eng. M 204 BA  
Eng. M 156 A2 / A3  
Eng. M 204 AA / 156 A  
999 ccm  
33/37 kW (45/50 PS)

85-93

70,00

33,9

17,98

1,50  
1,50  
3,00**792062-00-4**  
910 IF Cr \* S  
911 Fe  
3PC Cr**802002-00-1**

70,00

-

-

**Uno 45**Eng. M 204 BA  
Eng. M 156 A2 / A3

85-90

4

-

x

1,50

910 IF Cr \* S

-

-

-

-

Eng. M 204 AA / 156 A

85-

-

53

1,50

911 Fe

-

-

-

-

**Uno**Eng. M 204 BA  
Eng. M 156 A2 / A3  
Eng. M 204 AA / 156 A  
999 ccm  
33/37 kW (45/50 PS)

88-

-0,5

57,4

3,00

3PC Cr

**792062-40-4****802002-40-1**

70,40

-

-

**Cinquecento 1.1 I**Eng. 176 A6.000 / B2.000  
Eng. M 204 AA 11.0  
Eng. 187 A1.000  
1108 ccm  
37-42 kW (50-57 PS)

94-98

70,00

30

17,98

-

**792083-00-4****802036-00-1**

70,00

-

-

**Panda I 1100****Panda II 1.1****Punto I 1.1****Seicento 1.1**

95-04

4

-

x

1,20

910 IF Cr S

-

-

-

03-11

-0,7

53

1,20

911 P

-

-

-

93-00

-1,5

-

2,50

3PC Cr

**792083-40-4****802036-40-1**

70,40

-

-

98-10

50

-

-

**792083-80-4**

-

70,80

-

-

Eng. 176 A6.000 / B2.000

Eng. M 204 AA 11.0

Eng. 187 A1.000

1108 ccm

37-42 kW (50-57 PS)

**Brava / Bravo / Doblo****Marea / Palio / Panda****Punto / Siena / Stilo****Strada**Eng. 176 A7.000 / A8 / B4  
Eng. B9 / 178 B5 / E2 / 182 B2  
Eng. 188 A4 / A5 / 223 A5  
1242 ccm  
44-63 kW (60-86 PS)

93-

70,80  
428  
-  
-1,4  
-2,1  
48  
-  
MØ=60  
-18  
x  
531,20  
1,20  
2,50**792084-00-4**  
910 IF Cr S  
911 P  
3PC Cr**802022-00-1**

70,80

-

-

**792084-40-4****802022-40-1**

71,20

-

-

**792084-60-4****802022-60-1**

71,40

-

-





MODEL / ENGINE

YEAR

Dia.  
CYLVT  
MT

Ø x L



SM-REF



SM-REF.

Piston  
Dia.

SM-REF.



SM-REF.

**FIAT****Brava 1.2 16V****Bravo I 1.2 16V****Idea 1.2 16V****Palio / Siena 1.2****Punto 1.2 16V****Siena 1.2**

Eng. 188 A5.000 Euro 3 Fire

1242 ccm

59 kW (80 PS)

00-01  
00-01  
04-  
01-  
99-  
01-70,80  
4  
-  
-  
-  
-  
MØ=60  
-28  
-  
-2,2/-3  
-5,10  
48  
-  
-17,98  
x  
49  
2,501,20  
1,20  
2,50792084-00-4  
910 IF Cr S  
911 P  
3PC Cr802026-00-4  
802026-40-1  
802026-60-170,80  
71,20  
71,40-  
-  
--  
-  
-**500 / 500 Abarth****Bravo / Doplo / Idea****Linea / Panda / Punto**

Eng. M 671 AA.14 Z

1368 ccm

57-114 kW (77-155 PS)

07-  
472,00  
4-  
-  
-1,00  
1,20  
2,00910 IF Nit S  
931 P  
3PC Nit P792095-00-4  
792095-40-4-  
-72,00  
72,40-  
--  
-**Doblo 1.4****Fiorino 1.4****Idea 1.4 i****Idea 1.4 LPG****Linea 1.4 i****Panda II 1.4****Punto Evo 1.4****Punto III 1.4****Punto/Grande Punto 1.4****Siena 1.4**

Eng. 350 A1.000

1368 ccm

55-57 kW (75-78 PS)

05-10  
10-  
05-08  
09-11  
07-  
09-12  
09-12  
12-  
05-11  
07-72,00  
4  
-  
-  
-  
-  
-  
-26  
-  
-2,20/-2,20  
-4,9  
49  
-  
MØ=66  
-17,98  
x  
49  
2,001,00  
1,20  
2,00792095-00-4  
910 IF Nit S  
931 P  
3PC Nit P  
792095-40-4802035-00-1  
802035-40-172,00  
72,40-  
--  
-**Bravo II 1.4 T-Jet****Punto 1.4 16V****Grande Punto 1.4 16V****Doblo Box Body/Estate 1.4****Doblo Box Body Estate 1.4****Natural Power****Doblo MPV 1.4 /****Natural Power****Linea 1.4 T-Jet / Punto****Grande Punto 1.4 T-Jet****Bravo II 1.4 16V****Punto****Grande Punto 1.4 Abarth****Punto Evo 1.4 Abarth****500 1.4 Abarth****500 C 1.4 / Abarth**

Eng. 198 A1.000 / A4.000

Eng. 198 A7.000 / 199 A8.000

Eng. 312 A1.000 / A3.000

Eng. 955 A8.000 Euro 5

1368 ccm

88-132 kW (135-180 PS)

07-  
07-12  
07-12  
11-  
10-  
10-  
07-  
08-  
07-  
07-  
08-12  
08-  
09-72,00  
4

-

1,20  
1,20  
2,00910 CCL \*  
931 P  
947 EX Cr \*792013-00-4  
792013-20-4  
\*NEW\*-  
-72,00  
72,20-  
--  
-**500 D**

Eng. 110 D.000

499 ccm

13 kW (18 PS)

60-65  
270,00  
2

-

2,00  
2,00  
3,50910 IF Cr  
931 P  
947 EX P












792043-00-4

-

70,00

-

-

| <br><b>MODEL / ENGINE</b> | <b>YEAR</b> | <br><b>Dia. CYL</b> | <br><b>VT</b><br><br><b>MT</b> | <br><b>Ø x L</b> | <br> | <br><b>SM-REF</b> | <br><b>SM-REF.</b> | <br><b>Piston Dia.</b> | <br><b>SM-REF.</b> | <br><b>SM-REF.</b> |
|---|-------------|---|---|---|--|---|--|--|--|--|
| <b>FIAT</b>   |             |   |   |   |  |   |  |  |  |  |
| <b>131 1.3 Mirafiori</b>  | 74-81       | <b>76,00</b>  | 38  | 22  |  | <b>792802-00-4</b>  | <b>802801-00-1</b>   | 76,00  | -  | -  |
| <b>131 Familiare 1.3 Miraf.</b>   | 75-78       | 4   | -   | x   | 1,50   | 910 Cr S  |  |  |  |  |
| <b>131 Panorama 1.3 Miraf.</b>  | 75-78       |   | -   | 71  | 2,00   | 930 P   |  |  |  |  |
| <b>131 1.3 Super Mirafiori</b>  | 78-80       |   | -   |   | 3,94   | 947 EX Cr P   |  |  |  |  |
| Eng. 131 A6.000   |             |   | 77  |   |  |   |  |  |  |  |
| Eng. 131 B.000  |             |   | -   |   |  | <b>792802-40-4</b>  | <b>802801-40-1</b>   | 76,40  | -  | -  |
| 1297 ccm  |             |   | -   |   |  |   |  |  |  |  |
| 40-60 kW (54-81 PS)   |             |   | -   |   |  | <b>792802-80-4</b>  | <b>802801-80-1</b>   | 76,80  | -  | -  |
| <b>128</b>  |             | <b>80,00</b>  | 34,7  | 22  |  | <b>792022-00-4</b>  | <b>802007-00-1</b>   | 80,00  | -  | -  |
| <b>Ritmo 60 / Uno 55</b>  | 78-85       | 4   | -0,6  | x   | 1,50   | 910 IF Cr *   |  |  |  |  |
| <b>Ritmo Strada (USA)</b>   |             |   | -2,6  | 71  | 2,00   | 931 P   |  |  |  |  |
| <b>Ritmo / ES</b>   | 83-87       |   | -   | S   | 3,94   | 947 EX Cr P   |  |  |  |  |
| <b>Uno</b>  | 83-93       |   | 77,3  |   |  |   |  |  |  |  |
| <b>Uno Selectra</b>   | 86-         |   |   |   |  | <b>792022-20-4</b>  | <b>802007-20-1</b>   | 80,20  | -  | -  |
| Eng. 128 A.000 / 128 AC 5.000   |             |   |   |   |  |   |  |  |  |  |
| Eng. 138 A.000 / 138 B.000  |             |   |   |   |  | <b>792022-40-4</b>  | <b>802007-40-1</b>   | 80,40  | -  | -  |
| Eng. 138 B / C 1.000  |             |   |   |   |  |   |  |  |  |  |
| Eng. 146 A 4.000 / 146 A 4.048  |             |   |   |   |  | <b>792022-60-4</b>  | <b>802007-60-1</b>   | 80,60  | -  | -  |
| 1116 ccm  |             |   |   |   |  |   |  |  |  |  |
| 40,5-48 kW (55-65 PS)   |             |   |   |   |  | <b>792022-80-4</b>  | <b>802007-80-1</b>   | 80,80  | -  | -  |
| <b>Duna Hatchback / Salon 1.4</b>   | 91-96       | <b>80,50</b>  | 33,3  | 22  |  | <b>792003-00-4</b>  | <b>802003-00-1</b>   | 80,50  | -  | -  |
| <b>Elba 1.4</b>   | 93-95       | 4   | -   | x   | 1,50   | 910 IF Cr *   |  |  |  |  |
| <b>Fiorino Box 1.4</b>  | 92-96       |   | -3,5  | 58  | 1,75   | 931 P   |  |  |  |  |
| <b>Fiorino Box 70 i.e. 1.4</b>  | 94-01       |   | -2,9  |   | 3,00   | 3PC Cr  |  |  |  |  |
| <b>Fiorino Pick Up 1.4</b>  |             |   | 72,8  |   |  |   |  |  |  |  |
| <b>Palio 1.4</b>  | 96-         |   |   |   |  | <b>792003-40-4</b>  | <b>802003-40-1</b>   | 80,90  | -  | -  |
| <b>Palio Weekend 1.4</b>  | 97-01       |   |   |   |  |   |  |  |  |  |
| <b>Siena 1.4 / CAT</b>  | 96-         |   |   |   |  |   |  |  |  |  |
| <b>Tempra 1.4 i.e./S.W. 1.4 i.e.</b>  | 91-96       |   |   |   |  | <b>792081-00-4</b>  | -  | 80,50  | -  | -  |
| <b>Tipo 1.4</b>   | 87-95       |   |   |   | 1,20   | 910 Nit S   |  |  |  |  |
| <b>Tipo 1.4 i.e.</b>  | 89-95       |   |   |   | 1,50   | 911 IF P  |  |  |  |  |
| <b>Uno 1.4</b>  | 91-96       |   |   |   | 3,00   | 3PC Cr  |  |  |  |  |
| <b>Uno 70 i.e. / 1.4</b>  | 89-93       |   |   |   |  |   |  |  |  |  |
| <b>Uno 70 S 1.4</b>   | 89-92       |   |   |   |  |   |  |  |  |  |
| Eng. 146 C1.000 / 5.000   |             |   |   |   |  |   |  |  |  |  |
| Eng. 159 A2.000   |             |   |   |   |  |   |  |  |  |  |
| Eng. 160 A1.000/046/048   |             |   |   |   |  |   |  |  |  |  |
| Eng. 178 B2.000 / 178 B2.016  |             |   |   |   |  |   |  |  |  |  |
| Eng. 836 A4.000   |             |   |   |   |  |   |  |  |  |  |
| 1372 ccm  |             |   |   |   |  |   |  |  |  |  |
| 49-53 kW (67-72 PS)   |             |   |   |   |  |   |  |  |  |  |
| <b>Duna Hatchback 1.4 T</b>   | 91-95       | <b>80,50</b>  |   |   |  | <b>792072-00-4</b>  | -  | 80,50  | -  | -  |
| <b>Uno 1.4</b>  | 89-91       | 4   |   |   | 1,50   | 910 IF Cr *   |  |  |  |  |
| <b>Uno 1.4 Turbo i.e.</b>   | 89-96       |   |   |   | 2,00   | 931 P   |  |  |  |  |
| <b>Punto 1.4 GT Turbo</b>   | 94-99       |   |   |   | 3,00   | 3PC Cr  |  |  |  |  |
| Eng. 146 A8.000 / A8.046  |             |   |   |   |  |   |  |  |  |  |
| Eng. 176 A4.000 / B6.000  |             |   |   |   |  |   |  |  |  |  |
| 1372 ccm  |             |   |   |   |  |   |  |  |  |  |
| 82-98 kW (111-133 PS)   |             |   |   |   |  |   |  |  |  |  |
| <b>Brava / Bravo / Dopplo</b>   |             | <b>80,50</b>  |   |   |  | <b>792097-00-4</b>  | -  | 80,50  | -  | -  |
| <b>Marea / Multipla</b>   |             | 4   |   |   | 1,20   | 910 Nit S   |  |  |  |  |
| <b>Palio / Steel / Stilo</b>  |             |   |   |   | 1,20   | 931 P   |  |  |  |  |
| Eng. 182 B6.000   |             |   |   |   | 2,00   | 3PC Nit   |  |  |  |  |
| Eng. M645 WA.15.Z   |             |   |   |   |  |   |  |  |  |  |
| 1596 ccm  |             |   |   |   |  |   |  |  |  |  |
| 76 kW (103 PS)  |             |   |   |   |  |   |  |  |  |  |



MODEL / ENGINE

YEAR

Dia.  
CYLKH GL  
VT BU  
MT

Ø x L



SM-REF



SM-REF.

Piston  
Dia.

SM-REF.



SM-REF.

## FIAT

**Brava 1.4 I**

95-01

82,00

\*NEW\*  
**790119-00-4**

-

82,00

-

-

**Bravo I 1.4 I**

95-01

4

1,50

910 Cr S

**Marea 1.4**

98-00

1,50

931 P

Eng. 182 A3.000 / A5.000

Eng. M 634 AA

1369/1370 ccm

55-59 kW (75-80 PS)

3,00

3PC Cr P

**Brava 1.8 I**

95-01

**Bravo I 1.8 I**

95-01

**Marea 1.8**

96-02

Eng. 182 A2000

1747 ccm

83 kW (113 PS)

**Bravo I 2.0**

95-98

82,00

**Coupe 2.0 I**

96-98

5

**Marea 2.0**

96-02

Eng. 182 A1.000 / B3.000

Eng. 182 B7.000 / 185 A8.000

1998 ccm

108-113 kW (147-154 PS)

**Brava 1.8 GT / 16V**

95-01

82,00

**790123-00-4**

-

82,00

-

-

**Marea 1.8 115 16V**

96-

4

1,20

910 Nit S

**Marea Weekend 1.8**

1,20

911 P

Eng. 182 A2.000 Euro 2

1747 ccm

96 kW (131 PS)

2,00

3PC Cr

**Barchetta 1.8 16V**

95-

**Coupe 1.8 16V**

96-00

**Punto 1.8 130 HGT**

99-

Eng. 183 A1.000

1747 ccm

96 kW (131 PS)

**Marea 2.0 150 20 V**

01-

**Marea Weekend 2.0**

Eng. 185 A8.000 Euro 3

1998 ccm

113 kW (154 PS)

**Barchetta 1.8i 16V**

95-

82,00

**792074-00-1**

-

82,00

-

-

**Brava / Bravo 1.8i 16V**

96-01

4

1,50

910 Cr S Fe

**Marea 1.8i 16V**

96-02

1,50

931 P

**Dedra / Delta 1.8i 16V**

96-99

3,00

3PC Cr

Eng. 182 A2.000

1747 ccm

83 kW (113 PS)

**Brava / Bravo 1.4i 12V**

95-98

**Marea 1.4i 12V**

96-99

Eng. 182 A3.000 / 182 A5.000

1369 ccm

59 kW (80 PS)

**Brava / Bravo 2.0i 20V**

95-01

82,00

**Coupé 2.0i 20V**

96-00

5

**Marea 2.0i 20V**











96-99

Eng. 182 A1.000 / 182 B3.000

Eng. 182 B7.000

1998 ccm

108 kW (147 PS)

| <br><b>MODEL / ENGINE</b>  | <b>YEAR</b>        | <br><b>Dia. CYL</b> | <br>KH GL<br>VT BU<br>MT | <br>$\emptyset \times L$ |  | <br><b>SM-REF</b> | <br><b>SM-REF.</b> | <br><b>Piston Dia.</b> | <br><b>SM-REF.</b> | <br><b>SM-REF.</b> |
|--|--------------------|---|--|---|--|---|--|--|--|--|
| <b>FIAT</b><br><br><b>Coupe 2.0 20V Turbo</b><br>Eng. 175 A3.000<br>1998 ccm<br>162 kW (220 PS)  | 96-                | <b>82,00</b><br>5   |  |   | 1,20<br>1,50<br>3,00   | <b>792085-00-5</b><br>910 Nit S<br>931 P<br>947 EX Cr   | -  | 82,00  | -  | -  |
| <b>Kappa 2.4 i 20V</b><br>Eng. 838 A2.000<br>2446 ccm<br>129 kW (175 PS)   | 94-98              | <b>83,00</b><br>5   |  |   | 1,20<br>1,50<br>3,00   | <b>792088-00-5</b><br>910 IF Nit S<br>931 P<br>3PC Cr   | -  | 83,00  | -  | -  |
| <b>Stilo Abarth 2.4i 20V</b><br><b>Stilo 2.4i 20V</b><br>Eng. 192 A2.000<br>2446 ccm<br>125 kW (170 PS)  | 01-07<br>01-03     | <b>83,00</b><br>5   |  |   | 1,20<br>1,20<br>2,00   | <b>792099-00-5</b><br>910 IF Nit S<br>931 P<br>3PC Cr   | -  | 83,00  | -  | -  |
| <b>Ulysse 1.8i</b><br><b>Scudo 1.8i</b><br>Eng. LFW (XU7 JP)<br>1762 ccm<br>73 kW (99 PS)  | 95-02<br>95-       | <b>83,00</b><br>4   | 33,3<br>-<br>-<br>-4,13<br>53,3<br>-<br>MØ=65,57   | 22<br>x<br>62   | 1,50<br>1,50<br>3,00   | <b>793725-00-4</b><br>910 IF Cr S<br>931 P<br>3PC Cr<br><br><b>793725-25-4</b>                    | <b>803750-00-1</b><br><br>-  | 83,00<br><br>83,25   | <b>953717-4</b><br>A=88,56<br>L=141<br>H=95,17<br>C=97<br>-  | <b>813750-4</b><br><br>-   |
| <b>Tipo</b><br><b>Tempra</b><br>Eng. M610LA / 835C<br>1756 ccm<br>77/81 kW (105/110 PS)  | 91-<br>90-         | <b>84,00</b><br>4   | 39,47<br>2<br>-4,7<br>-<br>80,97   | 22<br>x<br>69   | 1,50<br>1,50<br>3,00   | <b>792011-00-4</b><br>910 IF Nit S<br>931 P<br>947 EX Cr P  | <b>802005-00-1</b>   | 84,00  | -  | -  |
| <b>131 / 132</b><br>Eng. 131 B2 / 132 DB2A / C<br>1995 ccm<br>82/84 kW (112/115 PS)<br><br><b>Argenta</b><br>Eng. 132 C3 / 132 D1<br>1995 ccm<br>83/90 kW (113/122 PS) | 72-81<br><br>81-85 | <b>84,00</b><br>4   |  |   | 1,50<br>2,00<br>3,94   | <b>792024-00-4</b><br>910 IF Cr *<br>931 Fe<br>948 EX P   | -  | 84,00  | -  | -  |
| <b>Ducato 10 / Furgone</b><br>Eng. XM7 T<br>1795 ccm<br>51 kW (69 PS)  | 82-88              | <b>84,00</b><br>4   |  |   | 1,50<br>2,00<br>4,00   | <b>793712-00-4</b><br>910 IF Nit S<br>931 P<br>3PC Cr   | -  | 84,00  | -  | -  |



MODEL / ENGINE

YEAR

Dia.  
CYLKH GL  
VT BU  
MT

Ø x L



SM-REF



SM-REF.

Piston  
Dia.

SM-REF.



SM-REF.

## FIAT

**Tempra S.W. 1.8 4x4****Tipo 1.8 i.e.****Tipo 1.8 i.e.**

Eng. 159 A4.000 / 159 A4.046

Eng. 835 C2.000

1756 ccm

76 kW (103 PS)

92-96

**84,00**

4

1,50

1,50

3,00

**792011-00-4**

910 IF Nit S

931 P

947 EX Cr P

-

84,00

-

-

**Croma i.e. (CH)****Coupé 2.0 16V****Croma 2000 16V****Tipo 2.0 i.e. 16V Sport**

Eng. 160 A8 046 / 154 E1.000

Eng. M 601 SA.20.A

Eng. M 615 KA.20.C

Eng. M 619 AA.20.A

Eng. 836 A3.000

Eng. C 014 / M 611 / CA.20.A

1995 ccm

84,5 - 109 kW (115-148 PS)

87-89

93-96

92-96

93-95

**Coupé 2.0 16V Turbo**

Eng. 175 A1.000

1995 ccm

137 kW (186 PS)

93-96

**Ulysse 2.0i**

Eng. RFU (XU10 J2 C)

1998 ccm

90 kW (123 PS)

94-02

**86,00**

4

40

-

-

-5,02

65

-

-

-

22

x

62

1,50

1,75

3,00

**793731-00-4**

910 IF Nit S

931 P

3PC Cr P

**793731-25-4****793731-50-4****803731-00-1**

-

\*NEW\*

**803731-50-1**

86,00

-

-

86,25

-

-

86,50

-

-

**Ulysse 2.0 16V S**

Eng. XU11 BTE

1998 ccm

120 kW (163 PS)

**86,00**

4

1,50

1,50

3,00

**793745-00-4**

910 IF Nit S

931 P

3PC Cr

-

86,00

-

-

**Tempra 1.6 i.e.****Tempra S.W. 1.6 i.e.****Tipo 1.6 i.e.**

Eng. 835 C1.000

1581 ccm

55-57 kW (75-78 PS)

92-96

90-96

92-95

**86,40**

1,50

1,75

3,00

**792009-00-4**

910 IF Cr P\*

931 P

3PC Cr

-

86,40

-

-

**792009-40-4**

-

86,80

-

-

**792009-60-4**

-

87,00

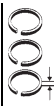
-

-



MODEL / ENGINE

YEAR

Dia.  
CYL33,3  
-  
-3,2/-3,3  
-2,3  
72,8  
-  
MØ=71  
-22  
x  
63,21,50  
1,75  
3,00

SM-REF



SM-REF.

Piston  
Dia.

SM-REF.



SM-REF.

## FIAT

**Duna 1.6**  
**Fiorino Pick up 1.6**  
**Fiorino Kasten 75 i.e. 1.6**  
**Premio 1.6**  
**Punto 1.6**  
**Punto Cabriolet 1.6**  
**Scudo Compinato 1.6**  
**Scudo Kasten 1.6**  
**Siena 1.6 SPI**  
**Siena 1.6**  
**Tempra S.W. 1.6**  
**Tempra 1.6**  
**Tipo 1.6**  
**Tipo 1.6 SX DGT**  
**Uno 1.6 i / R**  
 Eng. 146 C6.000 / 146 D6.000  
 Eng. 159 A3.000 / A3.046 / A3.048  
 Eng. 160 A2.000 / 176 A9.000  
 Eng. 220 A2.000  
 1581 ccm  
 55-69 kW (75-94 PS)

96-00  
88-01  
93-01  
90-93  
94-97  
94-97  
96-06  
96-06  
97-98  
97-00  
90-93  
90-96  
88-92  
89-95  
89-9586,40  
4x  
63,21,50  
1,75  
3,00792009-00-4  
910 IF Cr P\*  
931 P  
3PC Cr  
792009-40-4  
802006-40-1  
792009-60-4  
802006-60-1

802006-00-1

86,40  
86,80  
87,00-  
-  
--  
-  
-

**Z 101 / Yugo 65**  
**Florida**  
 Eng. 128.BB.064 / 128AE.084  
 1301 ccm  
 48 kW (65 PS)

86,40  
41,50  
2,00  
3,00792010-00-4  
910 IW Cr P\*  
931 P  
3PC Cr

-

86,40

-

-

**Convertible 1.3**  
**Regata 70 1.3**  
**Regata Weekend 70 1.3**  
**Ritmo Mk II 70 1.3**  
**Uno 70 1.3**  
**Ritmo 65 1.3**  
**Ritmo 70 1.3**  
**Ritmo 75 1.3**  
**Ritmo Bertone**  
 Eng. 138 A1.000  
 Eng. 138 A3.000 / B2.000  
 Eng. 149 A3.000 / A7.000  
 1302 ccm  
 48-55 kW (65-75 PS)

86,40  
4  
83-89  
84-89  
83-85  
78-82  
81-85  
79-83  
81-821,50  
2,00  
3,94792045-00-4  
910 IW Cr P\*  
931 P  
948 EX  
792045-40-4  
792045-60-4-  
-  
-86,40  
86,80  
87,00-  
-  
--  
-  
-

**Ritmo 85 1.5**  
**Ritmo Bertone**  
**Convertible 85 1.5**  
 Eng. 138 A4.000  
 1498 ccm  
 63 kW (86 PS)

81-82

**Ducato 13**  
**Ducato 18**  
**Furgone**  
 Eng. P170 B / XN1 T  
 1971 ccm  
 55-57 kW (75-78 PS)

82-86  
81-88  
82-8688,00  
41,50  
2,00  
4,00793707-00-2  
910 IF Cr\*  
911 IF  
3PC Cr

-

88,00

-

-



MODEL / ENGINE

YEAR

Dia.  
CYL

Ø x L



SM-REF



SM-REF.

Piston  
Dia.

SM-REF.



SM-REF.

## FIAT DIESEL

**Eng. 188 A9.000**  
**Eng. M 733 AT.12.Z**  
Gingo / 500 / Doplo / Idea  
Panda / Punto  
TD 16V Multijet  
1247 ccm  
51-55 kW (70-75 PS)

03-

69,60  
440,43  
-  
-  
-12,4  
63,43  
-  
MØ=3723  
x  
562,00  
1,50  
2,00792096-00-4  
910 Cr \*  
911 P  
947 EX Nit S802021-00-1  
RT

69,60

-

-

**Eng. 199 A3.000**  
**Eng. 199 B1.000**  
**Eng. 263 A2.000**  
500 1.3 D / Fiorino 1.3 D  
Doblo 1.3 D  
Idea 1.3 D  
Linea 1.3 JTD  
Punto Evo 1.3 D  
Punto III 1.3 D  
Punto / Grande Punto 1.3 D  
Qubo 1.3 D / Strada 1.3 D  
Tipo 1.3 D Multijet  
1248 ccm  
66-70 kW (90-95 PS)

09-  
10-  
05-11  
07-  
09-12  
10-12  
05-11  
10-  
15-69,60  
41,50  
1,50  
2,00792071-00-4  
910 CCL \*  
911 P  
947 EX Nit S

-

69,60

-

-

**Eng. 9HU (DV6UTED4)**  
Scudo 1.6 JTD 90 16V  
1560 ccm  
66 kW (92 PS)

07-

75,00  
441,7  
-  
-1,16  
-13,29  
65,2  
MØ=41,7226  
x  
61  
T3,00  
1,95  
2,50793758-00-4  
916 Cr \*  
931 P  
947 EX Nit S803710-00-1  
RT / KK / AK

75,00

-

-

**Eng. 93758-50-4**  
**803710-50-1**

80,00

-

-

**Eng. 127 A5.000**  
**Eng. M 703 AA.13**  
Undo D / Panda  
Spazio (Arg)  
127 D  
1302 ccm  
33 kW (45 PS)

84-92  
85-87  
81-8676,00  
447,15  
-4,9  
-  
79,1522  
x  
64,52,50  
2,00  
3,00792056-00-4  
914 Cr P \*  
930 P  
947 EX Cr P802056-00-1  
RT

76,00

-

-

**Eng. 198 A2.000**  
**Eng. 955 A3.000 Euro 5**  
Bravo II 1.6 D Multijet  
Punto 1.6 D Multijet  
Grande Punto 1.6 D Multijet  
Punto Evo 1.6 D Multijet  
1598 ccm  
88 kW (120 PS)

08-  
08-  
08-  
09-1279,50  
42,00  
1,75  
2,00792082-00-4  
910 CCL \*  
931 P  
947 EX Cr \*

-

79,50

-

-

**Eng. 198 A3.000**  
**Eng. 198 A6.000**  
**Eng. 199 B5.000**  
**Eng. 263 A4.000**  
Bravo 1.6 M-Jet 16V  
Doblo 1.6 M-Jet 16V  
Linea 1.6 M-Jet 16V  
500 L 1.6 D Multijet  
1598 ccm  
66/77 kW (90/105 PS)

08-  
10-  
09  
12-79,50  
41,50  
1,50  
2,00792087-00-4  
910 CCL \*  
931 P  
947 EX Cr \*

-

79,50

-

-



MODEL / ENGINE

YEAR

Dia.  
CYLVT  
MT

Ø x L



SM-REF



SM-REF.

Piston  
Dia.

SM-REF.



SM-REF.

## FIAT DIESEL

**Eng. R9M 408 / 413**  
**Eng. R9M 450 / 452**  
 Talento 1.6 D  
 1598 ccm  
 66-107 kW (90-145 PS)

16-

80,00  
42,00  
1,75  
2,00

<sup>\*NEW\*</sup>  
**793822-00-4**  
 913 Nit S PVD  
 911 IF U P  
 947 EX Nit S  
<sup>\*NEW\*</sup>  
**793822-50-4**

-

80,00

-

-

**Eng. 182 A / A7 / B4**  
**Eng. M 720 AT 19 T**  
**Eng. M 724 BT 19 T**  
 Bravo / Brava / Barchetta  
 Marea / Marengo / Stilo  
 1910 ccm  
 55-91 kW (75-124 PS)

95-

82,00  
43,00  
2,00  
3,00

**792089-00-4**  
 914 Cr P \*  
 911 IF U P  
 947 EX Cr

-

82,00

-

-

**Eng. M 717 AT 24 T**  
**Eng. M 722 BT 24 T**  
**Eng. M 722 MT 24 T**  
 Marea  
 2387 ccm  
 91-100 kW (124-136 PS)

99-00

82,00  
43,00  
2,00  
3,00

**792089-00-4**  
 914 Cr P \*  
 911 IF U P  
 947 EX Cr

-

82,00

-

-

**Eng. 188 A3.000**  
 Punto / Palio / Strada  
 Dopplo 1.9  
 1910 ccm  
 44 kW (60PS)

95-

82,00  
42,00  
2,00  
3,00

**792093-00-4**  
 910 Cr \*  
 931 P  
 947 EX Cr

-

82,00

-

-

**Eng. 186 A6.000**  
**Eng. 188 A2.000**  
**Eng. 188 A3.000**  
**Eng. 188 A7.000**  
**Eng. 192 A5.000**  
**Eng. 192 B1.000**  
**Eng. 223 A6.000**  
**Eng. 937 A4.000**  
**Eng. 937 A5.000**  
**Eng. 939 A2.000**  
**Eng. M 724 MT 19.V**  
**Eng. M 724 NT 19.T**  
**Eng. M 729 AT 19**

07-08

06-10

01-05

04-08

96-02

01-02

01-04

00-09

99-07

05-08

00-

82,00  
42,00  
2,00  
2,00

**792098-00-4**  
 910 Cr \*  
 931 P  
 947 EX Nit S

-

82,00

-

-

Bravo II 1.9 JTD  
 Croma II 1.9 D  
 Doblo 1.9 D  
 Idea 1.9 JTD  
 Marea 1.9 JTD  
 Multipla 1.9 JTD  
 Palio 1.9 D  
 Punto II 1.9 D  
 Punto II 1.9 DS  
 Stilo 1.9 D/JTD  
 Strada 1.9 D/JTD  
 1910 ccm  
 85-110 kW (60-150 PS)

**Eng. M 729 AT 24 Euro 3**  
**Eng. M 729 AT 24 Euro 4**  
**Eng. 841 G.000/M.000/N.000**  
**Eng. 939 A3.000**  
**Eng. M 722 NT 24.T Euro 3**  
 Croma / Stilo / Brava  
 2387 ccm  
 103-147 kW (120-200 PS)

82,00  
53,00  
2,00  
3,00

**792098-40-4**

-

82,40

-

-





MODEL / ENGINE

YEAR

Dia.  
CYLVT  
MT

Ø x L



SM-REF



SM-REF.

Piston  
Dia.

SM-REF.



SM-REF.

## FIAT DIESEL

Eng. 188 A3.000

Eng. 223 A6.000

Eng. M 720 SA 19.V

Doblo 1.9 D

Palio 1.9 D

Punto II 1.9 D

Punto II 1.9 DS

Strada 1.9 D

1910 ccm

44-48 kW (60-65 PS)

01-05

01-04

00-09

99-07

00-

82,00

4

44,45

-

-

-2,6

70,4

-

MØ=24

-

26

x

65

2,00

2,00

2,00

792098-00-4

910 Cr \*

931 P

947 EX Nit S

802034-00-1

82,00

-

-

Eng. 182 B9.000

Eng. 186 A8.000 / A.9000

Eng. 188 B2.000

Eng. 192 A1.000 / A3.000

Eng. 192 A8.000 / B4.000

Eng. 199 A5.000

Eng. 223 A7.000

Eng. 937 A7.000

Eng. 939 A1.000

Eng. D19AA

Eng. M 724 RT 19

Eng. M 724 MT 19.Z

Brava / Brava I 1.9 JTD

Bravo II 1.9 D

Bravo II 1.9 JTD

Croma II 1.9 D / Doblo 1.9 D

Doblo 1.9 JTD

Idea 1.9 JTD

Marea 1.9 TD

Multipla 1.9 JTD

Punto II 1.9 JTD

Punto / Grande Punto 1.9 D

Sedici 1.9 D

Stilo 1.9 D / 1.9 JTD

1910 ccm

59-96 kW (80-131 PS)

00-01

06-08

07-09

05-10

01-10

04-08

96-02

02-10

03-07

05-11

06-

01-08

82,00

4

46,5

-

-0,5

-17,5

72,5

-

MØ=37,5

-

26

x

61

2,00

2,00

2,00

792098-00-4

910 Cr \*

931 P

947 EX Nit S

802023-00-1

82,00

-

-

RT

792098-40-4

802023-40-1

82,40

-

-

Eng. 186 A6.000 Euro 3

Eng. 188 A2.000 Euro 3

Eng. 188 A7.000 Euro 3

Eng. 192 A3.000 Euro 3

Marea 1.9 JTD 110

Marea Weekend 1.9 JTD

Multipla 1.9 JTD 110

Palio Weekend 1.9 JTD

Punto 1.9 JTD / 80

Punto Van 1.9 JTD

Stilo 1.9 JTD

Stilo Multi Wagon / Strada 1.9 JTD

1910 ccm

73 kW (99 PS)

01-

01-02

01-

99

03-

02-

03-

82,00

4

2,50

2,00

2,00

792094-00-4

910 Cr S

931 P

947 EX Nit S

-

82,00

-

-

Eng. 188 A3.000

Eng. 223 A6.000

Doblo / Doblo Cargo 1.9D

Palio / Strada 1.9 D

Palio Weekend 1.9 D

Punto / Van 1.9 DS 60

1910 ccm

44 kW (60 PS)

01-

00-

01-

99-

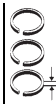


MODEL / ENGINE

YEAR

Dia.  
CYLVT  
MT

Ø x L



SM-REF



SM-REF.

Piston  
Dia.

SM-REF.



SM-REF.

## FIAT DIESEL

## Eng. DW8

## Eng. WJY / WJZ Euro 2

Scudo 1.9 D

1868 ccm

44-52 kW (60-71 PS)

98-

82,20  
42,00  
2,00  
3,00

791142-00-4

910 Cr \*

931 P

947 EX Cr

-

82,20

953707-4

A=86

L=154

semi

-

\*NEW\*  
791142-25-4

-

82,45

-

-

791142-60-4

803705-60-1

82,80

-

-

## Eng. 176 A5.000

Punto I 1.7 TD

1697 ccm

52 kW (71 PS)

94-00

82,60  
43,00  
2,00  
3,00

792004-00-4

914 Cr \*

931 P

947 EX Cr

-

82,60

-

-

## Eng. 146 D7.000

## Eng. 176 A3.000

## Eng. 176 B7.000

Fiorino 1.7 TD

Palio 1.7 TD

Punto I 1.7 TD

Strada 1.7 TD

1698 ccm

43-47 kW (58-72 PS)

96-01

96-01

94-99

99-

82,60  
4

42,4

2,5

-0,6

-

78,5

-

-

-

26

x

69,4

3,00

2,00

3,00

792004-00-4

914 Cr \*

931 P

947 EX Cr

802037-00-1

-

82,60

-

-

RT

## Eng. 160 A6.000

## Eng. 160 A6.046

## Eng. 160 D1.000

## Eng. 230 A3.000 / A4.000

## Eng. 280 A1.000

## Eng. M 710 AT 19.0

## Eng. TCA 160

Tempra 1.9 TD

Tipo 1.9 TD

Ducato 1.9 TD

1929 ccm

59-68 kW (80-92 PS)

90-96

90-95

89-02

82,60  
4

## Eng. 708 FA 17

Duna

Fiorino / Uno / Tipo

Elba

1697 ccm

43 kW (58 PS)

87-90

90-95

93-

2,50

2,00

3,00

792066-00-4

914 Cr \*

931 P

947 EX Cr

-

82,60

-

-

\*NEW\*  
792066-40-4

-

83,00

-

-

792066-60-4

-

83,20

-

-

## Eng. M 705 CA 19

Uno / Tempra

Tipo

1929 ccm

44/48 kW (60/65 PS)

90-95

92-95

## Eng. M 705 VA 19

## Eng. 149 B1.000

Ducato

Talento

1930 ccm

51 kW (70 PS)

93-

89-94



MODEL / ENGINE

YEAR

Dia.  
CYL

Ø x L



SM-REF



SM-REF.

Piston  
Dia.

SM-REF.



SM-REF.

## FIAT DIESEL

## Eng. D9B / DJY / XUD9 A

Ducato II (230) 1.9 D  
Scudo 1.9 D  
1905 ccm  
57-52 kW (64-71 PS)

94-02  
95-0083,00  
42,00  
2,00  
3,00

793723-00-4  
910 Cr P \*  
911 IF U P  
947 EX Cr P

\*NEW\*

793723-25-4  
793723-50-4  
793723-80-4  
793723-10-4

-  
-  
-  
-83,00  
83,25  
83,50  
83,80  
84,00

953702-4  
A=86  
L=153,5  
semi

-  
-  
-  
-Eng. XUD9 TE  
Eng. XUD9 TE / 8 B

Ulysse 1.9 TD  
Scudo 1.9 TD  
1905 ccm

95-

83,00  
43,50  
2,00  
3,00

793729-00-4  
914 Cr \*  
911 IF U P  
947 EX Cr P

793729-50-4

-  
-  
-83,00  
83,50-  
--  
-Eng. D8B / DHX  
Eng. XUD9 BTF / TE  
Eng. XUD9 TF

Ducato II (230) 1.9 TD  
Scudo 1.9 TD  
Ulysse 1.9 TD  
1905 ccm  
66-68 kW (90-92 PS)

94-01  
95-00  
95-9883,00  
446,8  
-  
-  
-3,5  
79,3  
-  
-28  
x  
68  
T3,00  
2,00  
3,00

793744-00-4  
914 Cr \*  
911 IF U P  
947 EX Cr P

793744-50-4

803719-00-1  
RT  
803719-50-183,00  
83,50-  
--  
-Eng. 198 A5.000  
Eng. 250 A1.000 Euro 5  
Eng. 263 A1.000 Euro 5  
Eng. 844 A2.000  
Eng. 939 B 5.000  
Eng. 940 A5.000 Euro 5  
Eng. D20AA Euro 5

Bravo II 2.0 D Multijet  
Ducato Box 115 Multijet 2.0 D  
Ducato Bus 115 Multijet 2.0 D  
Ducato Platform / Chassis  
115 Multijet 2.0 D  
Doblo Box Body 2.0 D Multijet  
Doblo Box Body Estate 2.0 D  
Doblo MPV 2.0 D Multijet  
Doblo Platform 2.0 Multijet  
Doblo Chassis 2.0 D Multijet  
Freemont 2.0 JTD  
Freemont 2.0 JTD 4x4  
Sedici 2.0 D Multijet  
Sedici 2.0 D Multijet 4x4  
1956 ccm  
85-121 kW (116-170 PS)

08-  
11-  
11-  
11-  
10-  
10-  
10-  
10-  
10-  
11-  
11-  
06-  
06-83,00  
41,50  
1,50  
2,00

793509-00-4  
910 CCLP \*  
931 P  
947 EX Cr \*

793509-40-4

-  
-  
-83,00  
83,40-  
--  
-

## Eng. XUD11 BTE

Ulysse TD 12V  
2088 ccm  
80 kW (109 PS)

96-

85,00  
43,00  
2,00  
3,00

793730-00-4  
914 Cr \*  
911 IF  
947 EX Cr

793730-50-4

-  
-  
-85,00  
85,50-  
--  
-



MODEL / ENGINE

| YEAR                            | <br>Dia.<br>CYL | <br>VT<br>MT | <br>KH<br>GL | <br>Ø x L | <br>SM-REF | <br>SM-REF.        | <br>Piston<br>Dia. | <br>SM-REF. | <br>SM-REF. |   |
|---------------------------------|-----------------|--------------|--------------|-----------|------------|--------------------|--------------------|-------------|-------------|---|
| <b>FIAT DIESEL</b>              |                 |              |              |           |            |                    |                    |             |             |   |
| <b>Eng. DW10 / ATED / 4</b>     |                 |              |              |           |            |                    |                    |             |             |   |
| Ulysse 2.2 JTD                  | 02-             | 85,00        | 4            | 46,75     | 28         | 793749-00-4        | 803749-00-1        | 85,00       | -           | - |
| Ducato Box / Bus / Flatbed      | 01-             |              |              | -         | x          | 3,50 914 Cr *      |                    |             |             |   |
| Chassis 2.0 JTD                 |                 |              |              | -1        | 70         | 2,00 911 IF        | RT                 |             |             |   |
| Scudo Box/Combinato 2.0 JTD     | 04-             |              |              | -18,3     |            | 3,00 947 EX Cr     |                    |             |             |   |
| Ulysse 2.0 JTD                  | 02-             |              |              | 80,75     |            | *NEW* 793749-25-4  | -                  | 85,25       | -           | - |
| Scudo / Box 2.0 D Multijet      | 07-             |              |              | MØ=38,01  |            | 793749-50-4        | 803749-50-1        | 85,50       | -           | - |
| Scudo Flatbed / Chassis         | 06-             |              |              |           |            | 793749-60-4        | -                  | 85,60       | -           | - |
| 2.0 D Multijet                  |                 |              |              |           |            |                    |                    |             |             |   |
| Ulysse 2.0 D Multijet           | 06-             |              |              |           |            |                    |                    |             |             |   |
| 1997 ccm                        |                 |              |              |           |            |                    |                    |             |             |   |
| 66-94 kW (89-128 PS)            |                 |              |              |           |            |                    |                    |             |             |   |
| <b>Eng. RHV / RHW / RHX</b>     |                 |              |              |           |            |                    |                    |             |             |   |
| <b>Eng. RHZ / 4 HW</b>          |                 |              |              |           |            |                    |                    |             |             |   |
| Ulysse 2.2 JTD                  | 02-             |              |              |           |            |                    |                    |             |             |   |
| 2179 ccm                        |                 |              |              |           |            |                    |                    |             |             |   |
| 94 kW (128 PS)                  |                 |              |              |           |            |                    |                    |             |             |   |
| <b>Eng. RH02</b>                |                 |              |              |           |            |                    |                    |             |             |   |
| Scudo 2.0 D Multijet            | 10-             | 85,00        | 4            |           |            | *NEW* 793771-00-4  | -                  | 85,00       | -           | - |
| 1997 ccm                        |                 |              |              |           |            | 2,00 913 CCL *     |                    |             |             |   |
| 94-120 kW (128-163 PS)          |                 |              |              |           |            | 2,00 911 IF U P    |                    |             |             |   |
|                                 |                 |              |              |           |            | 2,00 947 EX Nit S  |                    |             |             |   |
| <b>Eng. 4HU Euro 4</b>          |                 |              |              |           |            |                    |                    |             |             |   |
| <b>Eng. 4HV Euro 4</b>          |                 |              |              |           |            |                    |                    |             |             |   |
| Ducato Box 100 Multijet 2 / 2 D | 06-             | 86,00        | 4            |           |            | 792068-00-4        | -                  | 86,00       | -           | - |
| Ducato Bus 100 Multijet 2 / 2 D |                 |              |              |           |            | 2,00 910 IF CCL    |                    |             |             |   |
| Ducato Platform / Chassis       |                 |              |              |           |            | 2,00 931 P         |                    |             |             |   |
| 100 Multijet 2                  |                 |              |              |           |            | 2,00 947 EX Cr * P |                    |             |             |   |
| 2198 ccm                        |                 |              |              |           |            | *NEW* 792068-20-4  | -                  | 86,20       | -           | - |
| 74-88 kW (100-120 PS)           |                 |              |              |           |            | 792068-50-4        | -                  | 86,50       | -           | - |
| <b>Eng. F1AE 0481 A/B/C</b>     |                 |              |              |           |            |                    |                    |             |             |   |
| <b>Euro 3</b>                   |                 |              |              |           |            |                    |                    |             |             |   |
| Daily III 29 L 10 / 12          | 02-06           | 88,00        | 4            |           |            | 792008-00-4        | -                  | 88,00       | -           | - |
| Daily III 35 C 10 / 12          | 02-06           |              |              |           |            | 2,50 914 Cr *      |                    |             |             |   |
| Daily III 35 S 10 / 12          | 02-06           |              |              |           |            | 2,00 911 P         |                    |             |             |   |
| Ducato II 2.3 JTD               | 02-06           |              |              |           |            | 2,50 947 EX Cr *   |                    |             |             |   |
| 2286 ccm                        |                 |              |              |           |            | *NEW* 792008-20-4  | -                  | 88,20       | -           | - |
| 71/81/85 kW (96/110/116 PS)     |                 |              |              |           |            |                    |                    |             |             |   |
| <b>Eng. F1AE 0481 D / F</b>     |                 |              |              |           |            |                    |                    |             |             |   |
| <b>Eng. F1AE 0481 G / H</b>     |                 |              |              |           |            |                    |                    |             |             |   |
| <b>Eng. F1AE 0481 M / R</b>     |                 |              |              |           |            |                    |                    |             |             |   |
| <b>Euro 4</b>                   |                 |              |              |           |            |                    |                    |             |             |   |
| Ducato III 2.3D 120 M-Jet       | 06-             |              |              |           |            |                    |                    |             |             |   |
| Daily III 29 L 14               | 02-06           |              |              |           |            |                    |                    |             |             |   |
| Daily III 35 C / S 14           | 02-06           |              |              |           |            |                    |                    |             |             |   |
| Daily III 40 C 14               | 02-06           |              |              |           |            |                    |                    |             |             |   |
| Daily IV 29 L 10 / 12           | 06-11           |              |              |           |            |                    |                    |             |             |   |
| Daily IV 35 C 10 / 11 / 12 / 13 | 06-11           |              |              |           |            |                    |                    |             |             |   |
| Daily IV 35 S 10 / 12           | 06-11           |              |              |           |            |                    |                    |             |             |   |
| Daily IV 40 C 10 / 12 / 13      | 06-11           |              |              |           |            |                    |                    |             |             |   |
| Daily IV 40 S 10                | 06-11           |              |              |           |            |                    |                    |             |             |   |
| 2286 ccm                        |                 |              |              |           |            |                    |                    |             |             |   |
| 70-100 kW (95-136 PS)           |                 |              |              |           |            |                    |                    |             |             |   |
| <b>Eng. F1A / Sofim</b>         |                 |              |              |           |            |                    |                    |             |             |   |
| Ducato                          | 01-             | 88,00        | 4            |           |            | 792035-00-4        | -                  | 88,00       | -           | - |
| 2286 ccm                        |                 |              |              |           |            | 2,50 910 IF CCL *  |                    |             |             |   |
| 70-100 kW (95-136 PS)           |                 |              |              |           |            | 2,00 911 IF P      |                    |             |             |   |
|                                 |                 |              |              |           |            | 2,50 947 EX Cr *   |                    |             |             |   |

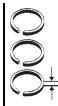


MODEL / ENGINE

YEAR

Dia.  
CYLVT  
MT

Ø x L



SM-REF



SM-REF.

Piston  
Dia.

SM-REF.



SM-REF.

## FIAT DIESEL

## Eng. DJ5 T / DK5 ATE

Ducato  
2446 ccm  
76-96 kW (103-130 PS)

93-

92,00  
449,84  
-  
-  
-2,3  
8234  
x  
68  
T3,00  
1,75  
3,50

**793740-00-4**  
914 Cr \*  
911 P  
947 EX Cr

**803707-00-1**

RT / HA / KK

92,00

-

-

**803707-50-1**

92,50

-

-

## Eng. 8140.67.2500

## Eng. 8144.67.2500

Ducato / Croma  
2499 ccm  
55 kW (75 PS)

85-94

93,00  
454  
-  
-  
-2,2  
8932  
x  
75,23,00  
2,00  
3,00

**792002-00-4**  
910 Cr \*  
931 Fe  
947 EX Cr

**802011-00-1**

RT / HA / AK

93,00

**952001-1**

A=96  
L=167,3  
H=5  
C=98,9  
semi

-

93,40

-

-

## Eng. 8140.27.2700

Daily  
2499 ccm  
76 kW (103 PS)

89-94

93,00  
458,75  
-  
-  
-17,9  
96,7532  
x  
78  
NB3,00  
2,00  
3,00

**792001-00-4**  
914 Cr \*  
911 P  
947 EX Cr

**802012-00-1**

RT / AK

93,00

**952002-4**

A=96  
L=171  
H=5  
C=98,9  
semi

-

93,40

-

-

## Eng. 8140.61.200 / .300

## Eng. 8144.61.200

131 2.5 D  
2445 ccm  
53 kW (72 PS)

78-81

93,00  
42,00  
2,00  
4,00

**792060-00-4**  
910 Cr \*  
930 P  
947 EX Cr

-

93,00

-

-

## Eng. 8140.47.27/37

Euro 1  
35.10/12/40.12/49.12/59  
2499 ccm  
80-84,5 kW (109-115 PS)

89-

93,00  
458,75  
-  
-  
-18,9  
96,7532  
x  
78,1  
NB3,00  
2,00  
3,00

**792001-00-4**  
914 Cr \*  
911 P  
947 EX Cr

**802013-00-1**

RT / KK

93,00

**952002-4**

A=96  
L=171  
H=5  
C=98,9  
semi

-

93,40

-

-

Eng. 8140.67 F.3700 / 01  
.3710 / 11 / 13 / 21

Ducato  
2499 ccm  
60 kW (82 PS)

96-

93,00  
454  
-  
-  
2,2  
8932  
x  
68  
T3,00  
2,00  
3,00

**792001-00-4**  
914 Cr \*  
911 P  
947 EX Cr

**802019-00-1**

RT / HA / AK

93,00

-

-

**792001-40-4****802019-40-1**

93,40

-

-

## Eng. 8140.07.2585 Euro 1&amp;2

## Eng. 8140.07.2700 / 01

Ducato Box / Bus / Flatb. 2.5 D  
2499 ccm  
62 kW (84 PS)

94-02

93,00  
43,00  
2,00  
3,00

**794014-00-4**  
914 Cr \*  
931 P  
947 EX Cr

-

93,00

-

-

## Eng. 8140.67F. Euro 2

2499 ccm  
53-60 kW (72-81 PS)

94-02

## Eng. 8140.67

Ducato Box / Bus / Flatb. 2.5 D  
2499 ccm  
55 kW (75 PS)



MODEL / ENGINE

| YEAR               | <br>Dia.<br>CYL | <br>VT<br>MT                            | <br>GL             | <br>Ø x L            | <br>SM-REF  | <br>SM-REF.                          | <br>Piston<br>Dia. | <br>SM-REF.  | <br>SM-REF. |
|--------------------|-----------------|---|--------------------|----------------------|---|--------------------------------------|--------------------|--|-------------|
| <b>FIAT DIESEL</b> |                 |   |                    |                      |   |                                      |                    |  |             |
| 81-                | 93,00<br>4      | 55<br>-<br>-<br>-2,2<br>90              | 32<br>x<br>75,2    | 3,00<br>2,00<br>4,00 | 792052-00-4<br>910 Cr *<br>931 Fe<br>947 EX Cr  | 802052-00-1<br>RT / HA / AK          | 93,00              | -  | -           |
| 80-82<br>82-90     | 93,00<br>4      | 52,75<br>-<br>-7,4<br>95<br>-<br>-      | 30<br>x<br>78      | 2,50<br>2,00<br>4,00 | 793735-00-4<br>910 IF Cr S<br>911 P<br>947 EX Cr<br><br>793735-50-4                                 | 803716-00-1<br>RT<br><br>803716-50-1 | 93,00<br><br>93,50 | *NEW*<br>953710-4<br>A=97,50<br>L=163<br>H=5<br>C=99<br>semi | -<br><br>-  |
| 96-<br>96-<br>96-  | 94,40<br>4      |   |                    | 3,00<br>2,00<br>3,00 | 792090-00-4<br>914 Cr P *<br>911 IF<br>947 EX Nit<br><br>up to Eng. No<br>2572279                   | -                                    | 94,40              | -  | -           |
| 96-<br>96-         | 94,40<br>4      | 58,75<br>-<br>-19,45<br>MØ=39,3<br>87,6 | 32<br>x<br>72<br>T | 2,50<br>2,00<br>2,50 | 792091-00-4<br>914 Cr *<br>911 IF<br>947 EX Nit S<br><br>792091-40-4<br><br>from Eng. No<br>2572280 | 802018-00-1<br>RT / KK / AK<br><br>- | 94,40<br><br>94,80 | 952006-4<br><br>-  | -<br><br>-  |
| 96-                |                 |   |                    |                      |   |                                      |                    |  |             |
| 96-                |                 |   |                    |                      |   |                                      |                    |  |             |

**Eng. 8140.61.200 / 300**  
**Eng. 8144.61.200**  
 238E / 30F8 / 32F8 / 35F8  
 40F8 / 900T / Ducato13 / 14  
 2445 ccm  
 53 kW (72 PS)

**Eng. B 25.637**  
**Eng. CRD93L (U25-661)**  
 242 2.5 D  
 Ducato 2.5 D 280/290  
 2499 ccm  
 51-55 kW (69-75 PS)

**Eng. 8140.23.3700/3900**  
**Eng. 8140.43.3700/3728**  
**Euro 2**  
 Turbodayly 35.10 / 40.10W  
 Turbodayly 35.12 / 49.12-59..  
 Ducato  
 2798 ccm  
 77-85 kW (105-115 PS)  
  
 up to Eng. No. 2572279

**Eng. 8140 23.3700/3900**  
**Eng. 8140 43.3728**  
**Euro 2**  
 35.12 / 59.12  
 Daily 49.12 / Ducato  
 2798 ccm  
 77-85 kW (105-115 PS)  
  
**Eng. 8140 43.3700**  
**Euro 2**  
 35.12 / 59.12  
 Daily 49.12 / Ducato  
 2798 ccm  
 85 kW (115 PS)  
  
**Eng. Sofim Euro 2**  
 Ducato  
 2798 ccm  
 85 kW (115 PS)  
  
 from Eng. No. 2572280



MODEL / ENGINE

| MODEL / ENGINE  | YEAR   |                   |          |    |                      |  |             |         |         |   |
|---|--|-------------------|----------|----|----------------------|--|-------------|---------|---------|---|
|   |  | Dia. CYL          | VT<br>MT | GL |                      | SM-REF.  | Piston Dia. | SM-REF. | SM-REF. |   |
| <b>FIAT DIESEL</b>  |  |                   |          |    |                      |  |             |         |         |   |
| <b>Eng. 803.000</b><br>Tractor<br>2340 ccm<br>28-37,5 kW (38-51 PS)   | 96-  | <b>94,40</b><br>3 |          |    | 3,00<br>2,00<br>2,50 | <b>792092-00-4</b><br>914 Cr *<br>911 IW U<br>947 EX Nit S | -           | 94,40   | -       | - |
| <b>Eng. 8140.63.3700</b><br><b>Eng. 8140.63.4000</b><br>Ducato 2.8D<br>Maxi 2.8D<br>2798 ccm<br>64-90 kW (87-122 PS)  | 96-<br>96-   | <b>94,40</b><br>4 |          |    |                      |  |             |         |         |   |
| <b>Eng. 804.000</b><br>Tractor<br>3120 ccm<br>40-51,5 kW (54-70 PS)   | 96-  |                   |          |    |                      |  |             |         |         |   |
| <b>Eng. 806.000</b><br><b>Eng. 8065.01.000</b><br>Tractor<br>4678 ccm<br>66-81 kW (90-110 PS)   | 96-  | <b>94,40</b><br>6 |          |    |                      |  |             |         |         |   |
| <b>Eng. 802.000</b><br>1560 ccm<br>18,5 kW (25 PS)  |  | <b>95,00</b><br>2 |          |    | 2,50<br>2,50<br>5,50 | <b>792051-00-1</b><br>910 IF Cr<br>911 IF<br>947 EX Cr     | -           | 95,00   | -       | - |
| <b>Eng. 803.000</b><br>2340 ccm<br>28-37,5 kW (38-51 PS)  |  | <b>95,00</b><br>3 |          |    |                      | <b>792051-80-1</b><br>*NEW*                                | -           | 95,80   | -       | - |
| <b>Eng. 804.000</b><br>3120 ccm<br>40/51,5 kW (54/70 PS)  |  | <b>95,00</b><br>4 |          |    |                      |  |             |         |         |   |
| <b>Eng. 8006.000</b><br><b>Eng. 8065.01.000</b><br>Tractor 250 / 55 / 300 / 400<br>416 / 450 / 455 / 460 / 470<br>480 / 500 / 550 / 555 / 615<br>625 / 650 / 662<br>4678 ccm<br>66/81 kW (90/110 PS)  | 66-71  | <b>95,00</b><br>6 |          |    |                      |  |             |         |         |   |
| <b>Eng. F1CE 0481 A / B</b><br><b>Euro 3</b><br><b>Eng. F1CE 0481 D / E</b><br><b>Eng. F1CE 0481 FA</b><br><b>HA / HC Euro 4</b><br>Daily III 35 C / S 14 / 17<br>Daily III 40 C 14 / 17<br>Daily III 50 C / S 14 / 17<br>Daily III 65 C 14 / 17<br>Daily IV 35 C 15 / S 14<br>Daily IV 35 C / S 17 / 18<br>Daily IV 40 C 17 / 18<br>Daily IV 45 C 17 / 18<br>Daily IV 50 C 14 / 17 / 18<br>Daily IV 60 C 17 / 18<br>Daily IV 65 C 14 / 17 / 18<br>Daily IV 70 C 17<br>Ducato / Ducato III 160 M-Jet<br>2998 ccm<br>100-130 kW (136-176 PS) | 02-06<br>04-06<br>04-06<br>04-06<br>06-11<br>06-11<br>06-11<br>06-11<br>06-11<br>06-11<br>06-11<br>06-11<br>06-11<br>06-11 | <b>95,80</b><br>4 |          |    | 2,50<br>2,00<br>2,50 | <b>792007-00-4</b><br>914 Cr *<br>911 P *<br>947 EX Cr *   | -           | 95,80   | -       | - |



MODEL / ENGINE

YEAR

Dia.  
CYL

Ø x L



SM-REF



SM-REF.

Piston  
Dia.

SM-REF.



SM-REF.

## FIAT DIESEL

**Eng. 8065.06.000**  
**Eng. 8045.06.213-215**  
 Construction machine  
 5418 ccm  
 73 kW (100 PS)

100,00  
62,50  
2,50  
4,00

**792012-00-1**  
 910 Cr \*  
 931 P  
 947 EX Cr

-

100,00

-

-

**Eng. 8065.06.230**  
 Tractor  
 5418 ccm  
 73 kW (100 PS)

100,00  
63,00  
2,50  
4,00

**792077-00-2**  
 914 Cr P \*  
 911 P  
 947 EX Cr

-

100,00

-

-

**Eng. 8025.02**  
 Tractor 300 / 350 / 355  
 1728 ccm  
 24 kW (32 PS)

73-

100,00  
259,65  
-  
-  
-23,7  
101,1532  
x  
842,50  
2,50  
5,50

**792050-00-1**  
 910 Cr \*  
 931 P  
 947 EX Cr

802014-00-1

100,00

**952003-1**  
 A=103  
 L=187,5  
 semi

-

**Eng. 8030.02/8035.02**  
 Tractor 400 / 440 / 446 / 450  
 455 / 465 / 466 / 470 / 474  
 480 / 488 / 500 / 505 / 540  
 616N3 / Nova Terra 4  
 AD4 / R8036 / C8050 / 60  
 2592 ccm  
 33/45 kW (45/62 PS)

73-

100,00  
3**792050-60-1**

-

100,60

-

-

**Eng. 8040.02/8045.02**  
 Tractor 600 / 640 / 616N3 / 4  
 40NC / 50NC / 55NL / NC  
 329 / R8070 / C8070  
 3456 ccm  
 44-60 kW (60-82 PS)

73-

100,00  
4

**Eng. 8060.02/8065.02**  
 Tractor 1000 / 80NC / NT / NR  
 90NC / PC / P / 100NCL  
 110F12 / combine M112  
 5187 ccm  
 74-89 kW (100-122 PS)

73-

100,00  
6

**Eng. F4 AE 0481**  
**A / B / C / D Euro 3**  
 Eurocargo Tector NEF  
 60 / 75 / 80 / 100 / 110 / 120  
 130 / 150  
 3922 ccm  
 95-129 kW (125-202 PS)

96-03

102,00  
43,00  
2,39  
4,00

**792042-00-2**  
 914 Cr \*  
 911 IF P  
 947 EX Cr

-

102,00

-

-

**Eng. F4 AE 0681**  
**A / B / D / E Euro 3**  
 Eurocargo Tector NEF  
 60 / 75 / 80 / 100 / 110 / 120  
 130 / 150  
 5883 ccm  
 134-202 kW (182-275 PS)










00-03

102,00  
6





MODEL / ENGINE

| YEAR                                  |  Dia.<br>CYL |  KH<br>VT<br>MT |  GL<br>Ø x L |  |  SM-REF |  SM-REF. |  Piston<br>Dia. |  SM-REF. |  SM-REF. |
|---------------------------------------|--|---|--|--|---|--|---|--|--|
| <b>FIAT DIESEL</b>                    |  |   |  |  |   |  |   |  |  |
|                                       | <b>103,00</b>  | 59,65   | 34   |  | <b>792049-00-1</b>  | <b>802049-00-1</b>   | 103,00  | -  | -  |
| Eng. 8031.04 / 8035.04                | 3  | -   | x  | 2,50   | 910 Cr *  |  |   |  |  |
| Benfra 215 / FL 4                     |  | -   | 90   | 2,50   | 931 P   | RT   |   |  |  |
| 505CS/565C/566 DT/570 DT              |  | -   |  | 4,00   | 947 EX Cr   |  |   |  |  |
| 570 / DTF /FN/ 580 / DT / 588         |  | -22,7   |  |  |   |  |   |  |  |
| C8066 / R8056                         |  | 101,15  |  |  |   |  |   |  |  |
| 2749 ccm                              |  |   |  |  |   |  |   |  |  |
| 37-43 kW (50-58 PS)                   |  |   |  |  |   |  |   |  |  |
|                                       | <b>103,00</b>  |   |  |  |   |  |   |  |  |
| Eng. 8040.04.200                      | 4  |   |  |  |   |  |   |  |  |
| Eng. 8041.04                          |  |   |  |  |   |  |   |  |  |
| Eng. 8045.04.300                      |  |   |  |  |   |  |   |  |  |
| 50 / 55                               |  |   |  |  |   |  |   |  |  |
| 765C / 766 / DT / 788 / 855C          |  |   |  |  |   |  |   |  |  |
| C8076 /FL/FL5/FL7/FR/FR12             |  |   |  |  |   |  |   |  |  |
| 3666 ccm                              |  |   |  |  |   |  |   |  |  |
| 45-63 kW (61-86 PS)                   |  |   |  |  |   |  |   |  |  |
|                                       | <b>103,00</b>  |   |  |  |   |  |   |  |  |
| Eng. 8055.04.200                      | 5  |   |  |  |   |  |   |  |  |
| 880.5 / S / DT /955C / FR7            |  |   |  |  |   |  |   |  |  |
| 4583 ccm                              |  |   |  |  |   |  |   |  |  |
| 63-66 kW (86-90 PS)                   |  |   |  |  |   |  |   |  |  |
|                                       | <b>103,00</b>  |   |  |  |   |  |   |  |  |
| Eng. 8060.04.060                      | 6  |   |  |  |   |  |   |  |  |
| Eng. 8065.04.2                        |  |   |  |  |   |  |   |  |  |
| 100 / 110 / 115 / 135 / 315 / 65 / 79 |  |   |  |  |   |  |   |  |  |
| 80 / 90 / 95 / 109.14 / 110.14        |  |   |  |  |   |  |   |  |  |
| 115.14 / 120.13 / 135.14 / 315.13     |  |   |  |  |   |  |   |  |  |
| 316.13 / 55F13 / 79.13 / 14           |  |   |  |  |   |  |   |  |  |
| 80.13/14                              |  |   |  |  |   |  |   |  |  |
| 5499 ccm                              |  |   |  |  |   |  |   |  |  |
| 96-123 kW (131-168 PS)                |  |   |  |  |   |  |   |  |  |
|                                       | <b>104,00</b>  | 65,1  | 38   |  | <b>792020-00-1</b>  | <b>802015-00-1</b>   | 104,00  | <b>952004-1</b>  | -  |
| Eng. 8030.05 / 000                    | 3  | -   | x  | 2,50   | 910 Cr *  | RT   |   | A=107  |  |
| 60-66/60-90 / 60.65/66/90             |  | -   | 85   | 2,50   | 931 P   |  |   | L=198  |  |
| 2931 ccm                              |  | -   | T  | 4,00   | 947 EX Cr   |  |   | semi   |  |
| 37/44 kW (50/60 PS)                   |  | -22,5   |  |  |   |  |   |  |  |
|                                       |  | 108,5   |  |  |   |  |   |  |  |
|                                       | <b>104,00</b>  |   |  |  | <b>792020-40-1</b>  | -  | 104,40  | -  | -  |
| Eng. 8045.05 / 000                    | 4  |   |  |  |   |  |   |  |  |
| 80.65 / 66 / 90 / 95                  |  |   |  |  | <b>792020-10-1</b>  | -  | 105,00  | -  | -  |
| 90.90 / FL4 / FL / FD5                |  |   |  |  |   |  |   |  |  |
| FB / FD / FL / FR7 / 9 / 10 / 12      |  |   |  |  |   |  |   |  |  |
| 3908 ccm                              |  |   |  |  |   |  |   |  |  |
| 52/59 kW (71/80 PS)                   |  |   |  |  |   |  |   |  |  |
|                                       | <b>104,00</b>  |   |  |  |   |  |   |  |  |
| Eng. 8050.05 / 000                    | 5  |   |  |  |   |  |   |  |  |
| 90-90 / 90.90 / 95.55                 |  |   |  |  |   |  |   |  |  |
| 4885 ccm                              |  |   |  |  |   |  |   |  |  |
| 66/72 kW (90/98 PS)                   |  |   |  |  |   |  |   |  |  |
|                                       | <b>104,00</b>  |   |  |  |   |  |   |  |  |
| Eng. 8060.05 / 8065                   | 6  |   |  |  |   |  |   |  |  |
| 79.14 / 115.14 / 115-90               |  |   |  |  |   |  |   |  |  |
| FD9 / FL10                            |  |   |  |  |   |  |   |  |  |
| 5862 ccm                              |  |   |  |  |   |  |   |  |  |
| 79-101 kW (108-138 PS)                |  |   |  |  |   |  |   |  |  |



MODEL / ENGINE

| YEAR                             | <br>Dia.<br>CYL | <br>VT<br>MT | <br>GL<br>Ø x L | <br>SM-REF | <br>SM-REF.    | <br>SM-REF. | <br>Piston<br>Dia. | <br>SM-REF. | <br>SM-REF. |
|----------------------------------|-----------------|--------------|-----------------|------------|----------------|-------------|--------------------|-------------|-------------|
| <b>FIAT DIESEL</b>               |                 |              |                 |            |                |             |                    |             |             |
| <b>Eng. 8040.45 Euro 2</b>       |                 |              |                 |            |                |             |                    |             |             |
| 5200 / 01 / 03 / 05 / 80 / 81    | 104,00          |              |                 |            | 792075-00-2    | -           | 104,00             | -           | -           |
| 4                                |                 |              |                 |            | 3,50 914 Cr *  |             |                    |             |             |
| <b>Eng. 8040.45D Euro 2</b>      |                 |              |                 |            |                |             |                    |             |             |
| 5100 / 01 / 03 / 05              |                 |              |                 |            | 2,50 931 P     |             |                    |             |             |
| 65 E 12 / 14 EuroCargo           | 94-00           |              |                 |            | 4,00 947 EX Cr |             |                    |             |             |
| 75 E 12 / 14 Euro Cargo          | 96-00           |              |                 |            |                |             |                    |             |             |
| 3908 ccm                         |                 |              |                 |            |                |             |                    |             |             |
| 85/100 kW (115/136 PS)           |                 |              |                 |            |                |             |                    |             |             |
| <b>Eng. 8060.45 Euro 2</b>       |                 |              |                 |            |                |             |                    |             |             |
| 5200 / 01 / 03 / 05 / 10-11 / 20 | 104,00          |              |                 |            |                |             |                    |             |             |
| 21 / 23 / 32-35 / 50 / 51 / 55   | 6               |              |                 |            |                |             |                    |             |             |
| 7200                             |                 |              |                 |            |                |             |                    |             |             |
| 80 E 21 Euro Cargo               | 95-00           |              |                 |            |                |             |                    |             |             |
| 95 E 21 Euro Cargo               | 95-03           |              |                 |            |                |             |                    |             |             |
| 100 E 21 Euro Cargo              | 95-01           |              |                 |            |                |             |                    |             |             |
| 120/180/180 E 21 Euro Cargo      | 95-03           |              |                 |            |                |             |                    |             |             |
| 130 E 24 Euro Fire               | 95-             |              |                 |            |                |             |                    |             |             |
| 135 E 21 Euro Cargo              | 96-03           |              |                 |            |                |             |                    |             |             |
| 120 EL 21 Euro Cargo             | 95-             |              |                 |            |                |             |                    |             |             |
| <b>Eng. 8060.45 Euro 1</b>       |                 |              |                 |            |                |             |                    |             |             |
| 6000 / 90                        |                 |              |                 |            |                |             |                    |             |             |
| 120/150/260 E 23 Euro Cargo      | 91-03           |              |                 |            |                |             |                    |             |             |
| 130 E 23 Euro Cargo              | 92-00           |              |                 |            |                |             |                    |             |             |
| <b>Eng. 8060.45B Euro 2</b>      |                 |              |                 |            |                |             |                    |             |             |
| 5100 / 01 / 03 / 05 / 10-13      |                 |              |                 |            |                |             |                    |             |             |
| 20 / 21 / 23 / 24 / 45 / 46 / 50 |                 |              |                 |            |                |             |                    |             |             |
| 51 / 53 / 55 / 60 / 85 / 86      |                 |              |                 |            |                |             |                    |             |             |
| 80 E 18 Euro Cargo               | 96-01           |              |                 |            |                |             |                    |             |             |
| 85 E 18 Euro Cargo               | 96-00           |              |                 |            |                |             |                    |             |             |
| 95/100/130 E 18 Euro Cargo       | 96-03           |              |                 |            |                |             |                    |             |             |
| 120 E 18 Euro Cargo              | 91-03           |              |                 |            |                |             |                    |             |             |
| 120 EL 18 Euro Cargo             | 96-03           |              |                 |            |                |             |                    |             |             |
| 135/150/170 E 18 Euro Cargo      | 96-03           |              |                 |            |                |             |                    |             |             |
| 5863 ccm                         |                 |              |                 |            |                |             |                    |             |             |
| 130-167 kW (177-227 PS)          |                 |              |                 |            |                |             |                    |             |             |
| <b>Eng. 8060.45S Euro 1</b>      |                 |              |                 |            |                |             |                    |             |             |
| 6000 / 10 / 20 / 30 / 40 / 45    | 104,00          |              |                 |            | 792075-00-2    | -           | 104,00             | -           | -           |
| 52 / 70                          | 6               |              |                 |            | 3,50 914 Cr *  |             |                    |             |             |
| 6110 / 20 / 30 / 40 / 50         |                 |              |                 |            | 2,50 931 P     |             |                    |             |             |
| 6203                             |                 |              |                 |            | 4,00 947 EX Cr |             |                    |             |             |
| 6700 / 05 / 06 / 07 / 10 / 11    |                 |              |                 |            |                |             |                    |             |             |
| 6800 / 6912                      |                 |              |                 |            |                |             |                    |             |             |
| 60 E 23 Euro Cargo               | 91-96           |              |                 |            |                |             |                    |             |             |
| 120 / 150 E 23 Euro Cargo        | 91-03           |              |                 |            |                |             |                    |             |             |
| 130 E 23 Euro Cargo              | 91-00           |              |                 |            |                |             |                    |             |             |
| 130 E 24 Euro Cargo              | 00-03           |              |                 |            |                |             |                    |             |             |
| 135 E 23 Euro Cargo              | 92-01           |              |                 |            |                |             |                    |             |             |
| 170 E 23 Euro Cargo              | 94-01           |              |                 |            |                |             |                    |             |             |
| 260 / 280 E 23 Euro Cargo        | 91-01           |              |                 |            |                |             |                    |             |             |
| <b>Eng. 8060.45S Euro 2</b>      |                 |              |                 |            |                |             |                    |             |             |
| 7200 / 01 / 03 / 05 / 10 / 11    |                 |              |                 |            |                |             |                    |             |             |
| 13 / 15 / 50 / 51 / 55           |                 |              |                 |            |                |             |                    |             |             |
| 120/135/150 E 23 Euro Cargo      | 91-03           |              |                 |            |                |             |                    |             |             |
| 130 E 23 Euro Cargo              | 91-00           |              |                 |            |                |             |                    |             |             |
| 170 E 23 Euro Cargo              | 96-03           |              |                 |            |                |             |                    |             |             |
| 170 E 27 Euro Cargo              | 91-03           |              |                 |            |                |             |                    |             |             |
| 180 E 23 Super Cargo             | 98-01           |              |                 |            |                |             |                    |             |             |
| 260 / 280 E 23 Euro Cargo        | 91-03           |              |                 |            |                |             |                    |             |             |
| 5863 ccm                         |                 |              |                 |            |                |             |                    |             |             |
| 130-167 kW (177-227 PS)          |                 |              |                 |            |                |             |                    |             |             |



MODEL / ENGINE

| YEAR | Dia. CYL | KH GL<br>VT BU<br>MT | Ø x L | Ø x L | SM-REF | SM-REF. | Piston Dia. | SM-REF. | SM-REF. |
|------|----------|----------------------|-------|-------|--------|---------|-------------|---------|---------|
|------|----------|----------------------|-------|-------|--------|---------|-------------|---------|---------|

**FIAT DIESEL**

**Eng. 8040.25 / 8045.25**  
60.11 / 65.11 / 65.12  
75.12 / 79.12  
3908 ccm  
74-85 kW (101-115 PS)

-98

**104,00**  
4

3,00  
2,50  
4,00

**792018-00-2**  
914 Cr \*  
931 P  
947 EX Cr

-

104,00

-

-

**Eng. 8060.25 / 8065.25**  
75 PC / 75 PM / 79.13  
80 E 18 EuroCargo  
90 PC / 90 PM / 115.17  
117.17 / 145.17  
5862 ccm  
110-130 kW (150-177 PS)

86-

**104,00**  
6

**792018-10-2**

-

105,00

-

-

**Eng. 8040.25.000**  
**Eng. 8040.25.200**  
**Eng. 8040.25.220**  
3908 ccm  
74-85 kW ( 101-116 PS)

84-93  
90-96

**104,00**  
4

65,15  
-  
-  
-20,9  
104,15  
-

38  
x  
85  
T

3,00  
2,50  
4,00

**792018-00-2**  
914 Cr \*  
931 P  
947 EX Cr

**802020-00-1**  
<sup>\*NEW\*</sup>  
RT

104,00

-

-

**Eng. 8060.25.000**  
**Eng. 8060.25.080**  
140-90  
F140  
5862 ccm  
103-130 kW (140-177 PS)

**104,00**  
6

MØ=54,45  
-

**792018-10-2**

-

105,00

-

-

**Eng. F4CE Euro 4**  
**Eng. GE9848 Euro 4**  
**Eng. F4GE0404A**  
**Eng. F4GE0454A**  
**Eng. F4GE0484C/G**  
4485 ccm  
60-82 kW (81-128 PS)

**104,00**  
4

3,00  
2,39  
4,00

**792021-00-2**  
914 Cr \*  
911 IW U P  
947 EX Cr

-

104,00

-

-

**Eng. F4GE0604A**  
**Eng. F4GE0684C**  
6728 ccm  
81-129 kW (110-175 PS)

**104,00**  
6

**Eng. CO 3 / CO 75**  
750 / 805 / 840 / 850  
880 / Cerbiatto-V / Daino  
Leoncino / Lupetto / Tigrotto  
4562 ccm  
66 kW (90 PS)

68-

**110,00**  
4

75,2  
-  
-  
-27,5  
150,2

40  
x  
94

2,50  
2,50  
2,50  
5,00

**792067-00-1**  
910 Cr  
911 P  
930 P  
947 EX P

**802067-00-1**

110,00

**952067-1**  
A=118  
L=236  
H=170  
C=129,5  
F=1

-

**Eng. F2 BE 0681**  
**A/BC/CA/D/DA/DB/F**  
Euro 3  
7790 ccm  
180-259 kW (245-352 PS)

**115,00**  
6

-











-

115,00

**952009-1**  
A=128,5  
L=211  
H=9  
C=136,5  
F=1,2

**922009-1**  
2 x FP 3,53  
1 x FP 3,53

-

| <br><b>MODEL / ENGINE</b>   | <b>YEAR</b> | <br><b>Dia. CYL</b> | <br>KH GL<br>VT BU<br>MT | <br>$\emptyset \times L$ |  | <br><b>SM-REF</b> | <br><b>SM-REF.</b> | <br><b>Piston Dia.</b> | <br><b>SM-REF.</b> | <br><b>SM-REF.</b> |
|---|-------------|---|--|---|--|---|--|--|--|--|
| <b>FIAT DIESEL</b><br><br><b>Eng. 8460.21.002</b><br>.102 / .406 / 010 / 601 / 202 / 611<br>101/320/406<br><b>Eng. 8460.41</b><br><b>Eng. 8465.21.002</b><br>EuroClass / EuroRider<br>EuroTech / EuroTrakker<br>9498 ccm<br>154-276 kW (210-375 PS) | 87-<br>89-  | <b>120,00</b><br>6  |  |   | 3,50<br>3,00<br>5,00   | <b>792028-00-2</b><br>914 Cr *<br>911 IF Cr<br>947 EX Cr P  | -  | 120,00   | -  | -  |
| <b>Eng. F3AE9687 AE001</b><br>10300 ccm<br>315 kW (428 PS)  |             | <b>125,00</b><br>6  |  |   | 2,50<br>3,00<br>4,00   | <b>792019-00-1</b><br>914 Cr P *<br>931 IW U P<br>947 EX Cr                                       | -  | 120,00   | -  | -  |
| <b>Eng. F3AE 0681.E</b><br>EuroTech / EuroStar / Strails<br>10303 ccm<br>316 kW (430 PS)<br><br><b>Eng. F3AE 0681.D</b><br>Strails<br>10303 ccm<br>287 kW (390 PS)  |             | <b>125,00</b><br>6  |  |   | 3,50<br>3,00<br>4,00   | <b>792031-00-1</b><br>914 Cr P *<br>931 P<br>947 EX Cr  | -  | 125,00   | <b>952010-1</b><br>A=140<br>L=239<br>H=9,96<br>C=150,6   | <b>922010-1</b><br>2 x FP 3,53<br>1 x FP 3,53  |
| <b>Eng. 203 A 61 / H 61</b><br><b>Eng. 310 H 61</b><br>682 N3 / N4 / T3 / T4<br>690 N1 / N2 / T1 / T1R<br>Bus 306<br>11548 ccm<br>132,5 kW (180 PS)   | 66-         | <b>130,00</b><br>6  | 92,5<br>-<br>-<br>200<br>-   | 48<br>x<br>110  | 4,00<br>3,00<br>3,00<br>5,50   | <b>792040-00-1</b><br>914 Cr *<br>911 IF P<br>931 P<br>947 EX Cr<br><br><b>792040-60-1</b>        | <b>802060-00-1</b><br><br>RT   | 130,00   | <b>952060-1</b><br>A=136,00<br>L=282   | -  |
| <b>Eng. F3BE 0681</b><br><b>A/B/C/CB/E/F/G Euro 3</b><br>12882 ccm<br>280-397 kW (381-540 PS)   |             | <b>135,00</b><br>6  |  |   |  | -   | -  | 135,00   | <b>952008-1</b><br>A=152,00<br>L=255<br>H=10<br>C=161,6<br>F=1,2                                     | <b>922008-1</b><br>2 x FP 3,53<br>1 x FP 3,53  |
| <b>Eng. F3BE 0681</b><br><b>A/B/C/E/G Euro 3</b><br><b>F/D</b><br>12882 ccm<br>280-397 kW (380-540 PS)  | 02-         | <b>135,00</b><br>6  |  |   | 4,00<br>3,00<br>5,00   | <b>792034-00-1</b><br>914 Cr *<br>911<br>947 EX Cr  | -  | 135,00   | -  | -  |
| <b>Eng. F3B 3681</b><br><b>A/B/C/D/E/F/G Euro 4/5</b><br>12880 ccm<br>301-412 kW (409-560 PS)   |             | <b>135,00</b><br>6  |  |   | 3,00<br>3,00<br>5,00   | <b>792037-00-1</b><br>914 CCL P *<br>911 IW Cr P<br>947 EX Cr                                     | -  | 135,00   | -  | -  |

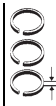


MODEL / ENGINE

YEAR

Dia.  
CYLVT  
MT

Ø x L



000



SM-REF



SM-REF.



Piston

Dia.



SM-REF.



SM-REF.

## FIAT DIESEL

**Eng. 8210.02.00**  
**Eng. 8210.02.221 A**  
**Eng. 8210.12.0**  
**Eng. 8215.02**  
 170/180/190/240/260/300  
 330/370/421/619/691/697  
 13797 ccm  
 162-191 kW (220-260 PS)

69-81

137,00  
692  
-  
-  
-32,4  
16748  
x  
117,54,00  
3,00  
3,00  
5,50

**792047-00-1**  
 914 Cr \*  
 911 Cr  
 911 Cr  
 947 EX Cr  
  
**792044-00-1**  
 914 Cr \*  
 911 P  
 911 P  
 947 EX Cr

**802047-00-1**  
 RT  
  
 -

137,00  
  
137,00

**952068-1**  
 A=143,02  
 L=282  
 H=6  
 C=147

-

**Eng. 8210.42.151 / 152**  
 190.38 / Turbo Tech 380  
**Eng. 8210.42.400**  
 Eurotech 400E42 / 190E42  
 260E42 / 380E42 / 440E42  
 410E42 / 720E42  
 13798 ccm  
 265-346 kW (360-470 PS)

91-  
92-137,00  
692  
-  
-  
-21  
157  
83,850  
x  
115  
NB/T4,00  
3,00  
5,50

**792033-00-1**  
 914 Cr \*  
 911 Cr  
 947 EX Cr

**802048-00-1**  
 RT / HA / KK

137,00

**952068-1**  
 A=143,02  
 L=282  
 H=6  
 C=147

-

**Eng. 8210.02 / 000 / 020**  
**.022 / 032 / 053 / 067 / 069**  
**.081 / 266 / 267 / 371 / 373**  
**.377 / 385 / 393 / 405 / 426**  
**.440 / 441 / 731 / 032**  
**Eng. 8211.02 / 032**  
**Eng. 8215.02**  
 13798 ccm  
 191 kW (260 PS)

137,00  
64,00  
3,00  
3,00  
5,50

**792065-00-1**  
 914 Cr \*  
 911 Cr P  
 931 P  
 947 Ex Cr

-  
137,00

-

**Eng. 8210.42.101**  
 190.36/240.36/330.36/340.36  
 TurboStar  
 13798 ccm  
 265 kW (360 PS)

88-

137,00  
64,00  
3,00  
5,50

**792033-00-1**  
 914 Cr \*  
 911 Cr  
 947 EX Cr

-  
137,00

**952068-1**  
 A=143,02  
 L=282  
 H=6  
 C=147

-

**Eng. 8260.01/02**  
 370.25 / BM 25 / 30 / 305  
 12876 ccm  
 182 kW (248 PS)

76-

145,00  
V64,00  
3,00  
6,00

**792046-00-1**  
 914 Cr \*  
 911 Cr P  
 947 EX Cr P

-  
145,00

-

**Eng. 8280.01/02/22/42**  
 190 / 220 / 240 / 320 /  
 FR35 / FD30 /  
 Turbostar / Turbostar 2  
 17174 ccm  
 243 kW (654 PS)









84-











145,00  
V84,00  
3,00  
6,00

**792064-00-1**  
 914 Cr \*  
 931 P  
 947 Cr P

-  
145,00












-

| MODEL / ENGINE  | YEAR              |  Dia.<br>CYL |  VT<br>MT |  Ø x L |  |  SM-REF |  SM-REF. |  Piston<br>Dia. |  SM-REF. |  SM-REF. |
|---|-------------------|--|---|---|--|---|--|---|--|--|
| <b>FORD</b>   |                   |  |   |   |  |   |  |   |  |  |
| <b>Fiesta</b><br><b>Escort</b><br>Eng. 1.1 / HCS<br>1119 ccm<br>37-40 kW (50-55 PS)   | 89-92<br>91-      | <b>68,70</b><br>4  |   |   | 1,50<br>1,75<br>3,00   | <b>792123-00-4</b><br>910 IF Cr *<br>931<br>947 Cr                                      | -  | 68,70   | -  | -  |
| <b>Ford Fiesta V</b><br><b>Ford Figò 1.2 I</b>  | 10-15             | <b>70,60</b><br>4  |   |   | 1,20<br>1,50<br>2,00   | <sup>*NEW*</sup><br><b>792178-00-4</b><br>910 Cr S P<br>911 P<br>3PC Cr                 | -  | 70,60   | -  | -  |
| <b>Fiesta 1.25 Trend</b><br>Eng. ZH12 Zetec S<br>1242 ccm<br>55 kW (75 PS)  |                   | <b>71,90</b><br>4  |   |   | 1,20<br>1,50<br>2,50   | <b>792147-00-4</b><br>910 IF Nit S<br>931 P<br>3PC Cr                                   | -  | 71,90   | -  | -  |
| <b>Fiesta</b><br>Eng. TK B / LC<br>935 / 957 ccm<br>29 / 33 kW (40 / 45 PS)   | 76-83<br>84-88    | <b>74,00</b><br>4  | 38,4<br>-<br>-<br>64,4  | 20,63<br>x<br>63,5  | 1,60<br>2,00<br>4,00   | <b>792116-00-4</b><br>910 Cr *<br>931 Fe<br>3PC Cr                                      | <b>802104-00-1</b>   | 73,98   | -  | -  |
| <b>Courier / Escort</b><br><b>Fiesta / Ka / Orion</b><br>Eng. J4B / J4C / J6A / J6B<br>Eng. JBA / JBB / JBC / JJA<br>Eng. JJD<br>1297 ccm<br>44-46 kW (60-63 PS)      | 88-92<br>89-92    | <b>74,00</b><br>4  | 29,4<br>-<br>-<br>53,9  | 18,03<br>x<br>64  | 1,50<br>1,75<br>3,00   | <b>792112-00-4</b><br>910 Cr *<br>931 P<br>947 EX Cr<br><br><b>792112-50-4</b><br>-     | <b>802105-00-1</b><br><br><b>802105-50-1</b><br><br><b>802105-10-1</b>                     | 73,98<br><br>74,51<br>75,01   | -<br>-<br>-  | -<br>-<br>-  |
| <b>Fiesta / Escort</b><br>Eng. CFI<br>1297 ccm<br>44 kW (60 PS)   | 92-               | <b>74,00</b><br>4  | 29,4<br>-<br>-3,5<br>53,9   | 18,03<br>x<br>64  | 1,50<br>1,75<br>3,00   | <b>792112-00-4</b><br>910 Cr *<br>931 P<br>947 EX Cr<br><br><b>792112-50-4</b><br>-     | <b>802106-00-1</b><br><br><b>802106-50-1</b><br><br><b>802106-10-1</b>                     | 73,98<br><br>74,51<br>75,01   | -<br>-<br>-  | -<br>-<br>-  |
| <b>Rocam Ikon 1.3i</b><br>Eng. ZL13<br>1299 ccm<br>51-70 kW   |                   | <b>74,00</b><br>4  |   |   | 1,20<br>1,50<br>2,00   | <b>792164-00-4</b><br>910 IF Nit S<br>931 P<br>3PC Nit                                  | -  | 74,00   | -  | -  |
| <b>Focus II / Turnier 1.4</b><br><b>Focus II Saloon 1.4</b><br><b>Fiesta VI 1.4</b><br>Eng. ASDA / ASDB<br>Eng. SPJA (1.4 Duratec)<br>1388 ccm<br>59-71 kW (80-97 PS) | 04-<br>05-<br>08- | <b>76,00</b><br>4  |   |   | 1,20<br>1,50<br>2,50   | <b>792150-00-4</b><br>910 Nit S<br>911 P<br>3PC Cr<br><br><b>792150-10-4</b>            | -  | 76,00<br><br>77,00  | -<br>-   | -<br>-   |
| <b>Econovan / Laser</b><br>Eng. E5 / H14 B<br>1415 ccm<br>52 kW (71 PS)   | 85-91             | <b>77,00</b><br>4  |   |   | 1,50<br>2,00<br>4,00   | <b>798518-00-4</b><br>910 Nit S<br>931 P<br>3PC Cr                                      | -  | 77,00   | -  | -  |

| <br><b>MODEL / ENGINE</b>                               | <b>YEAR</b>        | <br><b>Dia.</b><br><b>CYL</b> | <br><b>VT</b><br><b>MT</b> | <br><b>Ø x L</b> |  | <br><b>SM-REF</b>     | <br><b>SM-REF.</b> | <br><b>Piston</b><br><b>Dia.</b> | <br><b>SM-REF.</b> | <br><b>SM-REF.</b> |
|---|--------------------|---|--|---|--|---|--|--|--|--|
| <b>FORD</b><br><br><b>Laser</b><br>Eng. E3<br>1296 ccm<br>53 kW (72 PS)   |                    | <b>77,00</b><br>4   |  |   | 1,20<br>1,50<br>4,00   | <b>792163-00-4</b><br>910 IF Nit S<br>931 P<br>3PC Cr   | -  | 77,00  | -  | -  |
| <b>Courier</b><br>Eng. VB<br>1800 ccm   |                    | <b>78,00</b><br>4   |  |   | 1,50<br>1,50<br>4,00   | <b>798520-00-4</b><br>910 IF Cr S<br>931 P<br>3PC Cr  | -  | 78,00  | -  | -  |
| <b>Courier</b><br>Eng. NA<br>1800 ccm   |                    | <b>78,00</b><br>4   |  |   | 1,20<br>1,50<br>4,00   | <b>798522-00-4</b><br>910 Cr S<br>931 P<br>3PC Cr   | -  | 78,00  | -  | -  |
| <b>Focus / B-Max / C-Max</b><br><b>Grand C-Max</b><br>Eng. EcoBoost 1.0<br>998 ccm<br>74-92 kW (101-125 PS)                             | 12-<br>12-         | <b>79,00</b><br>3   |  |   | 1,20<br>1,50<br>2,00   | <b>792148-00-3</b><br>910 Nit S<br>931 P<br>3PC Nit   | -  | 79,00  | -  | -  |
| <b>Fiesta / Focus</b><br><b>Fusion 1.6 16V</b><br><b>Mondeo / Puma</b><br>Eng. FYDA / FYDD / ZH 16<br>1597 ccm<br>74-76 kW (100-103 PS) | 98-                | <b>79,00</b><br>4   |  |   | 1,20<br>1,50<br>2,00   | <b>792149-00-4</b><br>910 Cr S<br>931 P<br>3PC Cr<br><br><b>792149-50-4</b><br><br><b>792149-10-4</b> | -<br><br>-<br><br>-  | 79,00<br><br>79,50<br><br>80,00  | -<br><br>-<br><br>-  | -<br><br>-<br><br>-  |
| <b>Escort</b><br><b>Fiesta XR2</b><br><b>Orion / Escort XR3i</b><br>Eng. CVH / LRB<br>1597 ccm<br>58-84 kW (79-115 PS)                  | 80-88<br><br>82-91 | <b>80,00</b><br>4   |  |   | 1,60<br>2,00<br>4,00   | <b>792118-00-4</b><br>910 Cr *<br>931 P<br>3PC Cr   | -  | 80,00  | -  | -  |
| <b>Sierra 1.8</b><br>Eng. R2C / R6A / CVH<br>1769 ccm<br>64-66 kW (87-90 PS)  | 86-                | <b>80,00</b><br>4   |  |   | 1,50<br>1,50<br>3,00   | <b>792129-00-4</b><br>910 IF Cr *<br>931 P<br>3PC Cr<br><br><b>792129-10-4</b>                        | -<br><br>-   | 80,00<br><br>81,00   | -<br><br>-   | -<br><br>-   |
| <b>Courier</b><br>Eng. MA   |                    | <b>80,00</b><br>4   |  |   | 1,20<br>1,50<br>4,00   | <b>798525-00-4</b><br>910 Cr S<br>931 P<br>3PC Cr   | -  | 80,00  | -  | -  |
| <b>Focus 1.6</b><br>1596 ccm  |                    | <b>82,00</b><br>4   |  |   | 1,20<br>1,50<br>2,00   | <b>792171-00-4</b><br>910 Cr S P<br>931 P<br>3PC Cr P   | -  | 82,00  | -  | -  |

| <br><b>MODEL / ENGINE</b>  | <b>YEAR</b>                         | <br><b>Dia.</b><br><b>CYL</b> | <br>KH<br>GL<br>VT<br>BU<br>MT | <br>Ø x L |  | <br><b>SM-REF</b> | <br><b>SM-REF.</b> | <br><b>Piston</b><br><b>Dia.</b> | <br><b>SM-REF.</b> | <br><b>SM-REF.</b> |
|--|-------------------------------------|---|--|--|--|---|--|--|--|--|
| <b>FORD</b><br><br><b>Fiesta</b><br><b>Ikon</b><br>ZL16<br>1598 ccm<br>68 kW (92 PS)   | -99<br>00-07                        | <b>82,07</b><br>4   |  |  | 1,20<br>1,50<br>2,00   | <b>792165-00-4</b><br>910 Nit S<br>931 P<br>3PC Nit   | -  | 82,07  | -  | -  |
| <b>Contour</b><br>Eng. Duratec VE<br>Eng. Duratec 25SVT<br>2540 ccm<br>93-145 kW   |                                     | <b>82,50</b><br>6   |  |  | 1,20<br>1,50<br>3,00   | <b>792175-00-6</b><br>910 IF Nit S<br>911 IF P<br>3PC Cr P  | -  | 82,50  | -  | -  |
| <b>Focus C-Max 1.8i 16V</b><br><b>Mondeo III 1.8i 16V</b><br>Eng. CGBA / CGBB / CHBA<br>Eng. CHBB<br>1798 ccm<br>81-93 kW (110-126 PS)   | 04-07<br>00-07                      | <b>83,00</b><br>4   |  |  | 1,20<br>1,20<br>2,50   | <b>792162-00-4</b><br>910 IF Nit S<br>931 P<br>3PC Nit  | -  | 83,00  | -  | -  |
| <b>Probe</b><br>Eng. FS / FS05<br>1991 ccm   |                                     | <b>83,00</b><br>4   |  |  | 1,20<br>1,50<br>3,00   | <sup>*NEW*</sup><br><b>792188-00-4</b><br>910 IF Nit S<br>931 P<br>3PC Nit P                      | -  | 83,00  | -  | -  |
| <b>Sierra / Scorpio / Transit</b><br><b>Galaxy</b><br>Eng. DOHC / EFI / NS / NSE<br>1998 ccm<br>80-88 kW (109-120 PS)  | 89-94<br>95-                        | <b>86,00</b><br>4   |  |  | 1,60<br>1,75<br>3,00   | <b>792103-00-4</b><br>910 Cr *<br>911 P<br>3PC Cr   | -  | 86,00  | -  | -  |
| <b>Granada / Sierra</b><br><b>Scorpio</b><br>Eng. OHC / REC<br>1796 ccm<br>66 kW (90 PS)   | 84-92                               | <b>86,20</b><br>4   |  |  | 1,60<br>2,00<br>4,00   | <b>792126-00-4</b><br>910 Cr *<br>911<br>3PC Cr   | -  | 86,20  | -  | -  |
| <b>C-Max 2.0</b><br><b>Focus C-Max 2.0</b><br><b>Focus II Convertible</b><br><b>Estate / Saloon 2.0 16V</b><br><b>Galaxy 2.0 / S-Max 2.0</b><br><b>Mondeo III / Estate</b><br><b>Saloon 2.0 16V</b><br>Eng. AODA / AODB / AOWA<br>Eng. CJBA<br>1999 ccm<br>107 kW (146 PS) | 07-<br>04-07<br>04-<br>06-<br>00-07 | <b>87,50</b><br>4   |  |  | 1,20<br>1,20<br>2,50   | <b>792172-00-4</b><br>910 Nit S<br>931 P<br>3PC Cr  | -  | 87,50  | -  | -  |
| <b>Sable / Tourus / Ranger</b><br>Eng. Vulcan V6<br>2997 ccm   |                                     | <b>89,00</b><br>6   |  |  | 1,50<br>1,50<br>3,00   | <b>792176-00-6</b><br>910 IF Cr *<br>931 P<br>3PC Cr P  | -  | 89,00  | -  | -  |



| <br><b>MODEL / ENGINE</b> | <b>YEAR</b> | <br><b>Dia. CYL</b> | <br><b>VT</b><br><br><b>MT</b> | <br><b>Ø x L</b> |  | <br><b>SM-REF</b> | <br><b>SM-REF.</b> | <br><b>Piston Dia.</b> | <br><b>SM-REF.</b> | <br><b>SM-REF.</b> |
|---|-------------|---|---|---|--|---|--|--|--|--|
| <b>FORD</b>   |             |   |   |   |  |   |  |  |  |  |
| <b>Capri II 2.0</b>   | 74-77       | <b>90,80</b>  |   |   |  | <b>792114-00-4</b>  | -  | 90,80  | -  | -  |
| <b>Capri III 2.0</b>  | 78-85       | 4   |   |   | 2,00   | 910 IF Cr *   |  |  |  |  |
| <b>Escort II 2.0 RS</b>   | 75-80       |   |   |   | 2,50   | 931 P   |  |  |  |  |
| <b>Granada 2.0</b>  | 79-85       |   |   |   | 4,00   | 947 EX Cr   |  |  |  |  |
| <b>Granada Estate 2.0</b>   | 75-85       |   |   |   |  |   |  |  |  |  |
| <b>Transit Box / Bus 2.0</b>  | 77-86       |   |   |   |  |   |  |  |  |  |
| <b>Transit Platform/Chassis 2.0</b>   | 77-86       |   |   |   |  |   |  |  |  |  |
| <b>Taurus Coupe 2000</b>  | 73-76       |   |   |   |  |   |  |  |  |  |
| <b>Taurus 2.0</b>   | 76-79       |   |   |   |  |   |  |  |  |  |
| <b>Taurus 2000</b>  | 73-76       |   |   |   |  |   |  |  |  |  |
| <b>Taurus Turnier 2.0</b>   | 76-79       |   |   |   |  |   |  |  |  |  |
| <b>Taurus 80 Turnier 2.0</b>  | 79-82       |   |   |   |  |   |  |  |  |  |
| <b>Taurus 80 2.0</b>  | 79-82       |   |   |   |  |   |  |  |  |  |
| Eng. 4 RC (TL20L) / NE (TL20H)  |             |   |   |   |  |   |  |  |  |  |
| Eng. NEE / NEG / NEK / NEN / NEP  |             |   |   |   |  |   |  |  |  |  |
| Eng. NER / TL20H / TL20 LC  |             |   |   |   |  |   |  |  |  |  |
| 1993 ccm  |             |   |   |   |  |   |  |  |  |  |
| 43-77 kW (59-105 PS)  |             |   |   |   |  |   |  |  |  |  |
| <b>Capri / Consul / Escort RS</b>   | 70-82       | <b>90,80</b>  |   |   |  | <b>792125-00-6</b>  | -  | 90,80  | -  | -  |
| <b>Granada / Taurus / Cortina</b>   | 70-82       | 4   |   |   | 1,60   | 910 IF Cr *   |  |  |  |  |
| <b>Scorpio</b>  | 83-         |   |   |   | 2,00   | 931 P   |  |  |  |  |
| <b>Sierra</b>   | 82-93       |   |   |   | 4,00   | 947 EX Cr   |  |  |  |  |
| Eng. HC   |             |   |   |   |  |   |  |  |  |  |
| 1994 ccm  |             |   |   |   |  |   |  |  |  |  |
| 72-84,5 kW ( 98-115 PS)   |             |   |   |   |  |   |  |  |  |  |
| <b>Escort</b>   | 76-80       |   |   |   |  |   |  |  |  |  |
| <b>Capri</b>  | 78-87       |   |   |   |  |   |  |  |  |  |
| <b>Granada</b>  | 81-85       |   |   |   |  |   |  |  |  |  |
| <b>Scorpio</b>  | 85-92       |   |   |   |  |   |  |  |  |  |
| <b>Sierra</b>   | 82-93       |   |   |   |  |   |  |  |  |  |
| Eng. N4A / N4I / NE / NE4   |             |   |   |   |  |   |  |  |  |  |
| Eng. NEK / NEL / NEN / NEP  |             |   |   |   |  |   |  |  |  |  |
| Eng. NER / NET / NR2 / NRB  |             |   |   |   |  |   |  |  |  |  |
| Eng. NRA / NRD / NRI  |             |   |   |   |  |   |  |  |  |  |
| 1995 ccm  |             |   |   |   |  |   |  |  |  |  |
| 74-85 kW (101-115 PS)   |             |   |   |   |  |   |  |  |  |  |
| <b>FORD DIESEL</b>  |             |   |   |   |  |   |  |  |  |  |
| <b>Eng. UGJC</b>  |             | <b>73,50</b>  |   |   |  | <b>792106-00-4</b>  | -  | 73,50  | -  | -  |
| B-Max 1.5 TDCI  | 12-         | 4   |   |   | 2,50   | 914 Cr *  |  |  |  |  |
| Fiesta VI 1.5 TDCI  | 12-         |   |   |   | 2,00   | 931 P   |  |  |  |  |
| 1499 ccm  |             |   |   |   | 2,00   | 947 EX Nit S  |  |  |  |  |
| 55 kW (75 PS)   |             |   |   |   |  |   |  |  |  |  |
|   |             |   |   |   |  | <b>792121-00-4</b>  | -  | 73,50  | -  | -  |
|   |             |   |   |   | 2,00   | 913 Cr *  |  |  |  |  |
|   |             |   |   |   | 2,00   | 931 P   |  |  |  |  |
|   |             |   |   |   | 2,00   | 947 EX Nit S  |  |  |  |  |
| <b>Eng. DV4TD / DV4TED</b>  |             | <b>73,70</b>  | 42,94   | 25  |  | <b>793756-00-4</b>  | <b>803711-00-1</b>   | 73,70  | -  | -  |
| Fiesta TDCI / Fusion  | 02-         | 4   | -1,55   | x   | 2,50   | 914 Cr *  | RT / AK  |  |  |  |
| 1399 ccm  |             |   | -14,7   | 60  | 1,95   | 911 IF U P  |  |  |  |  |
| 50-66 kW (68-90 PS)   |             |   | 65,44   | T   | 2,50   | 947 EX Cr P   |  |  |  |  |
|   |             |   | MØ=37,16  |   |  | <b>793756-50-4</b>  | <b>803711-50-1</b>   | 74,20  | -  | -  |

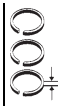


MODEL / ENGINE

YEAR

Dia.  
CYLKH GL  
VT BU  
MT

Ø x L



SM-REF.



SM-REF.



SM-REF.

Piston  
Dia.

SM-REF.



SM-REF.

**FORD DIESEL****Eng. G8DA / G8DB****Eng. HHDA / HHDB****Eng. HHJA / HHJB****Eng. HHJC / HHJD****Eng. HHJE / UBJA**

C-Max 1.6 TDCI

Focus C-Max 1.6 TDCI

Focus II 1.6 TDCI

Focus Estate 1.6 TDCI

Focus II Saloon 1.6 TDCI

Fiesta V 1.6 TDCI

Fusion 1.6 TDCI

Fiesta Van 1.6 TDCI

Fiesta VI 1.6 TDCI

1560 ccm

55-80 kW (75-109 PS)

07-  
03-07  
04-  
05-  
04-  
09-  
08-75,00  
441,7  
-  
-1,16  
-13,29  
65,2  
MØ=41,7226  
x  
61  
T3,00  
1,95  
2,50**792170-00-4**  
916 Cr \*  
931 P  
947 EX Nit S**803710-00-1**  
RT / KK / AK

75,00

**953706-4**  
A=78  
L=142  
H=5  
C=79,5  
semi

-

07-  
03-07  
04-  
05-  
04-  
09-  
08-**Eng. NGDA****Eng. T1BA / T1BB****Eng. T1BC**

Focus III 1.6 TDCI

Focus III 1.6 TDCI Econetic

Mondeo IV 1.6 TDCI / Turnier

1560 ccm

77-85 kW ( 105-115 PS)

12-  
12-  
10-1575,00  
42,50  
1,95  
2,00914 Cr \*  
931 P  
947 EX Nit S**793770-00-4**  
914 Cr \*  
931 P  
947 EX Nit S-  
-  
-75,00  
75,50-  
-  
--  
-  
-**Eng. T1DA / T1DB****Eng. T3DA / T3DB****Eng. T3JA / T3JB****Eng. TZJA / TZJB**

B-Max Van 1.6 TDCI

C-Max II 1.6 TDCI

C-Max II Van 1.6 TDCI

Fiesta VI Van 1.6 TDCI

Focus III Stufenheck 1.6 TDCI

Focus III 1.6 TDCI

Focus III Turnier 1.6 TDCI

Grand C-Max 1.6 TDCI

Grand C-Max Van 1.6 TDCI

1560 ccm

70-85 kW (95-115 PS)

12-  
10-  
10-  
10-  
10-  
10-  
10-  
10-  
10-  
10-75,00  
441,7  
-  
-  
-13,89  
65,2  
-  
MØ=45  
-26  
x  
61  
T2,50  
1,95  
2,00**793770-00-4**  
914 Cr \*  
931 P  
947 EX Nit S**803737-00-1**  
RT / KK75,00  
75,50-  
-  
--  
-  
-**Eng. AFN / MF / MG / Z1**

Galaxy 1.9 TDI

1896 ccm

66-81 kW (90-110 PS)

95-98

79,50  
41,75  
2,00  
3,00910 Cr S  
911 IF U  
947 EX Cr**795048-00-1**  
910 Cr S  
911 IF U  
947 EX Cr-  
-  
-79,50  
80,00  
80,50-  
-  
--  
-  
-

95-98

**Eng. AFN / MF / MG / Z1**

Galaxy 1.9 TDI

1896 ccm

66-81 kW (90-110 PS)

95-98

79,50

1,75  
2,00  
3,00910 Cr S  
911 IF U  
947 EX Cr**795048-50-1**  
910 Cr S  
911 IF U  
947 EX Cr-  
-  
-80,00  
80,50-  
--  
-

95-98

**Eng. AFN / MF / MG / Z1**

Galaxy 1.9 TDI

1896 ccm

66-81 kW (90-110 PS)

95-98

79,50

1,75  
2,00  
3,00910 Cr S  
911 IF U  
947 EX Cr**795045-00-4**  
910 Cr S  
911 IF U  
947 EX Cr-  
-  
-79,51  
80,01  
80,51-  
-  
--  
-  
-

95-98

**Eng. AFN / MF / MG / Z1**

Galaxy 1.9 TDI

1896 ccm

66-81 kW (90-110 PS)

95-98

79,50

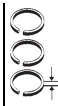
1,75  
2,00  
3,00910 Cr S  
911 IF U  
947 EX Cr**795045-50-4**  
910 Cr S  
911 IF U  
947 EX Cr-  
-  
-80,01  
80,51-  
--  
-

95-98



MODEL / ENGINE

YEAR

Dia.  
CYL45,7  
-  
-  
-1,6  
73,726  
x  
592,00  
2,00  
3,00

SM-REF



SM-REF.

Piston  
Dia.

SM-REF.



SM-REF.

**FORD DIESEL****Eng. Kent**Fiesta D / Escort D / Orion D  
1608 ccm  
39,5 kW (54 PS)

83-88

80,00  
42,00  
2,00  
3,00792119-00-4  
910 Cr \*  
911 P  
947 EX Cr

-

80,00

-

-

**Eng. RTA / RTB / RTC**

Escort D / Orion D / Fiesta D

1753 ccm

44 kW (60 PS)

88-94

82,50  
42,00  
2,00  
3,00792105-00-4  
910 Cr \*  
911 P  
947 EX Cr

802103-00-1

RT

82,52

-

-

**Eng. RTD / RTE / RTF**

Escort D / Orion D / Fiesta D

1753 ccm

44 kW (60 PS)

88-93

82,50  
42,50  
2,00  
3,00792132-00-4  
916 Cr \*  
911 P  
947 EX Cr

802109-00-1

RT

82,52

-

-

**Eng. RFA / RFB / RFD**

Escort TD / Fiesta TD

Mondeo TD / Orion TD

Series P 100 TD / Sierra TD

1753 ccm

51-66 kW (70-90 PS)

88-93

82,50  
42,50  
2,00  
3,00792132-00-4  
916 Cr \*  
911 P  
947 EX Cr

802109-00-1

802109-50-1

802109-10-1

82,52

83,00

83,50

-

-

-

-

-

-

**Eng. RTE / RTF**

Fiesta / Escort

1753 ccm

44 kW (60 PS)

94-

82,50  
42,00  
2,00  
3,00792105-00-4  
910 Cr \*  
911 P  
947 EX Cr

802110-00-1

RT

82,52

-

-

**Eng. BHDA / BHDB**

Focus 1.8 DI / TDDI

Focus Estate 1.8 / TDDI

Focus 1.8 / Estate / Saloon

Turbo DI/TDDI

Focus 1.8 TDCI

Focus Estate 1.8 TDCI

Focus Saloon 1.8 TDCI

1753 ccm

55-85 kW (75-115 PS)

99-04

98-04

01-04

82,50  
42,50  
2,00  
3,00792153-00-4  
913 Cr \*  
911 P  
947 EX Cr

-

82,50

-

-

792153-50-4

-

83,00

-

-



MODEL / ENGINE

YEAR



Dia.  
CYL



Ø x L



SM-REF



SM-REF.



Piston  
Dia.



SM-REF.



SM-REF.

**FORD DIESEL**

Eng. BHPA / FFBA  
Eng. FFWA / HCPA  
Eng. HCPB / KHBA  
Eng. P7PA / P7PB  
Eng. P9PA / P9PB  
Eng. P9PC / P9PD  
Eng. QYWA / R2PA  
Eng. R3PA / RWPA  
Eng. RWPC / RWPD  
Eng. RWPE / RWPF

Tourneo Connect 1.8 DI / TDCI  
Transit Connect 1.8 DI / TDCI  
Mondeo IV / Saloon 1.8 TDCI  
Mondeo IV Turnier 1.8 TDCI  
Galaxy 1.8 TDCI  
S-Max 1.8 TDCI  
1753 ccm  
55-92 kW (75-125 PS)

07-  
07-  
06-  
07-

82,50  
4

1,75  
2,00  
2,00

**792174-00-4**  
910 IF Cr S  
931 P  
947 EX Cr \*

-

82,50

-

-

Eng. G6DA / G6DB  
Eng. G6DD

Focus C-MAX 2.0 TDCI  
Focus II 2.0 TDCI  
Focus II Convertible 2.0 TDCI  
Focus II Saloon 2.0 TDCI  
Focus II Turnier 2.0 TDCI  
1997 ccm  
100 kW (136 PS)

03-07  
04-  
06-  
05-  
04-

85,00  
4

46,75  
-  
-18,3  
80,75  
MØ=38,01

28  
x  
70

3,50  
2,00  
3,00

**793749-00-4**  
914 Cr \*  
911 IF  
947 EX Cr

\*NEW\*

**793749-25-4**

**793749-50-4**

**793749-60-4**

**803749-00-1**  
RT

-

85,00

-

-

85,25

-

-

85,50

-

-

85,60

-

-

Eng. KNBA / KNBB  
Eng. KNWA / KNWB

Mondeo IV 2.2 TDCI  
Mondeo IV Turnier 2.2 TDCI  
Galaxy 2.2 TDCI  
S-Max 2.2 TDCI  
2179 ccm  
146-147 kW (199-200 PS)

10-  
10-  
10-  
10-

85,00  
4

2,50  
2,00  
2,00

**791120-00-4**  
916 CCL P \*  
911 IF U P  
947 EX Nit S

**791120-50-4**

-

85,00

-

-

-

85,50

-

-

Eng. 2.0 Duratorq

Mondeo / Transit  
1998 ccm  
85 kW (115 PS)

00-

86,00  
4

2,50  
2,00  
3,00

**792155-00-4**  
913 Cr \*  
931 P  
947 EX Nit P

-

86,00

-

-

Eng. ABFA / D3FA  
Eng. D5BA / D6BA  
Eng. FIFA / F3FA  
Eng. HJBA / HJBB  
Eng. HJBC / N7BA  
Eng. SDBA

Mondeo III 2.0 DI / TDCI 16V  
Mondeo III 2.0 TDCI 16V  
Tourneo 2.0 TDI 16V  
Transit 2.0 DI / TDI / TDCI 16V  
1998 ccm  
55-96 kW (75-131 PS)

00-07  
01-07  
00-  
00-

86,00  
4

2,00  
2,00  
2,00

**792166-00-4**  
910 Cr \*  
931 P  
947 EX Cr \*

**792166-50-4**

-

86,00

-

-

-

86,50

-

-

Eng. 2.0 TDCi Duratorq

Puma / Mondeo / Transit TDCI  
1998 ccm  
85-96 kW (115-130 PS)

00-

86,00  
4

2,00  
2,00  
3,00











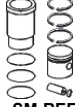
**792167-00-4**  
910 Cr \*  
931 P  
947 EX Nit P

-

86,00

-

-

| <br><b>MODEL / ENGINE</b>  | <b>YEAR</b>   | <br><b>Dia. CYL</b> | <br><b>VT</b><br><br><b>MT</b> | <br><b>Ø x L</b> |  | <br><b>SM-REF</b>                       | <br><b>SM-REF.</b> | <br><b>Piston Dia.</b> | <br><b>SM-REF.</b> | <br><b>SM-REF.</b> |
|--|---|---|---|---|--|---|--|--|--|--|
| <b>FORD DIESEL</b><br><br><b>Eng. ABFA / D5BA</b><br><b>Eng. D6BA / F3FA</b><br><b>Eng. FIFA / HJBA</b><br><b>Eng. HJBB / HJBC</b><br><b>Eng. N7BA</b><br>Mondeo III 2.0 DI / TDI 16V<br>Mondeo III 2.0 TDCI 16V<br>Tourneo 2.0 DI 16V<br>Transit 2.0 TDI / TDCI 16V<br>1998 ccm<br>63-96 kW (85-131 PS)   | <br><br><br><br>00-07<br>01-07<br>00-<br>00-              | <b>86,00</b><br>4   | <br><br><br><br><br><br><br><br>  | <br><br><br><br><br><br><br><br>  | <br><br><br><br>2,00<br>2,00<br>2,00   | <b>792068-00-4</b><br>910 IF CCL<br>931 P<br>947 EX Cr * P<br><br>*NEW*<br><b>792068-20-4</b><br><br><b>792068-50-4</b> | -<br><br><br><br>-<br><br><br>-  | 86,01<br><br><br>86,20<br><br>86,50  | -<br><br><br>-<br><br>-  | -<br><br><br>-<br><br>-  |
| <b>Eng. N8C</b><br>Sierra 2.0<br>1998 ccm<br>77 kW (105 PS)  |   | <b>86,00</b><br>4   |   |   | 1,60<br>2,00<br>4,00   | <b>792168-00-4</b><br>910 Cr *<br>931 P<br>3PC Cr   | -  | 86,00  | -  | -  |
| <b>Eng. 2.2 L Duratorq</b><br>Transit 2.2<br>2198 ccm<br>114 kW (155 PS)   | 11-   | <b>86,01</b><br>4   | 48,4<br>-<br>-<br>-12,6<br>74,8<br>-<br>MØ=49,00<br>-   | 30<br>x<br>67<br>DLC  | 2,00<br>2,00<br>2,00   | <b>792068-00-4</b><br>910 IF CCL<br>931 P<br>947 EX Cr * P<br><br>*NEW*<br><b>792068-20-4</b><br><br><b>792068-50-4</b> | <b>802112-00-1</b><br><br>RT / KK<br><br>-<br><br><b>802112-50-1</b>                                 | 86,01<br><br><br>86,20<br><br>86,50  | -<br><br><br>-<br><br>-  | -<br><br><br>-<br><br>-  |
| <b>Eng. XD 4.88</b><br>Granada<br>1948 ccm<br>39,5 kW (54 PS)  | 77-82   | <b>88,00</b><br>4   |   |   | 2,00<br>2,00<br>2,00<br>4,50   | <b>793715-00-4</b><br>910 Cr *<br>911 IF<br>930 IF P<br>947 EX Cr   | -  | 88,00  | -  | -  |
| <b>Eng. DT24 H / DT24 N</b><br><b>Eng. DT24 P</b><br>Transit TDI<br>2402 ccm<br>55-88 kW (75-120 PS)   | 99-   | <b>89,90</b><br>4   |   |   | 2,50<br>2,00<br>3,00   | <b>792157-00-4</b><br>913 Cr *<br>931 P<br>947 EX Cr  | -  | 89,90  | -  | -  |
| <b>Eng. D4FA</b><br><b>Eng. DOFA (Duratorq DI)</b><br><b>Eng. H9FA (Duratorq) Eu. 4</b><br><b>Eng. H9FB / JXFA Euro 4</b><br><b>Eng. PHFA / PHFC Euro 4</b><br>Transit 2.4 DI 16V<br>Transit Box 2.4 TDE<br>Transit Bus 2.4 TDE<br>Transit Platform / Chassis 2.4 TDE<br>Transit Box 2.4 TDCI / 4x4<br>Transit Bus 2.4 TDCI / 4x4<br>Transit Platform/Chassis 2.4 TDCI<br>2402 ccm<br>74-103 kW (100-140 PS) | 00-06<br>01-06<br>01-06<br>01-06<br>04-06<br>04-06<br>06- | <b>89,90</b><br>4   |   |   | 2,00<br>2,00<br>2,00   | <b>792169-00-4</b><br>910 Nit S<br>931 P<br>947 EX Nit  | -  | 89,90  | -  | -  |
| <b>Eng. D2FV</b><br><b>Eng. Puma DT24H</b><br><b>Eng. D2FA</b><br>Transit 2.4 DI<br>2402 ccm<br>66-88 kW (90-120 PS)   |   | <b>89,90</b><br>4   | 53,5<br>-<br>-<br>-17<br>80,4<br>-<br>MØ=41,00<br>-   | 32<br>x<br>66<br>T  | 2,50<br>2,00<br>3,00   | <b>792157-00-4</b><br>913 Cr *<br>931 P<br>947 EX Cr  | <b>802120-00-1</b><br><br>RT   | 89,90  | -  | -  |

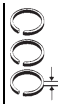


MODEL / ENGINE

YEAR

Dia.  
CYLKH  
GL  
VT  
MT

Ø x L



2, 2, 3



SM-REF



SM-REF.

Piston  
Dia.

SM-REF.



SM-REF.

**FORD DIESEL****Eng. ZSD-424 Duratorq**Transit 2.4 TDCI  
2402 ccm  
103 kW (140 PS)

06-12

**89,90**  
42,00  
2,00  
3,00**792173-00-4**  
910 Nit S  
931 P  
947 Ex Cr

-

89,90

-

-

**Eng. XD 4.90 / WTA**Granada 2.1 D  
2112 ccm  
46,5 kW (63 PS)

77-82

**90,00**  
42,00  
2,00  
2,00  
4,50**793708-00-2**  
910 Cr P \*  
911 P  
930 P  
947 EX Cr P

-

90,00

-

-

**Eng. VM 492 HR**Scorpio 2.5 TD  
2498 ccm  
91 kW (124 PS)

95-99

**92,00**  
22,50  
2,00  
4,00**795202-00-4**  
914 Cr \*  
931  
947 EX Cr

-

92,00

-

-

**Eng. York D 25N/P**Transit 80/100/120/130/160  
2496 ccm  
50 kW (68 PS)

84-88

**93,67**  
42,00  
2,00  
4,00**792113-00-4**  
910 Cr \*  
911 IF P  
947 EX Cr P

-

93,67

-

-

**Eng. 4AB / 4BA / 4BC / 4CA  
Eng. 4CC / 4DA / 4ED / 4FA  
Eng. 4FB / 4FC / 4FD / 4GA  
Eng. 4HB / 4HC**Transit Box 2.5 D  
Transit Bus 2.5 D  
Transit Flatbed/Chassis 2.5 D  
Transit Van 2.5 D  
Transit Tourneo 2.5 D  
Transit Bus 2.5 TD  
Transit Flatbed/Chassis 2.5TD  
2496 ccm  
50-85 kW (68-116 PS)83-86  
85-89  
83-86  
86-91  
94-00  
92-90  
92-94**93,67**  
459,5  
-  
-  
-18,0  
89,5  
MV=1,529  
x  
77  
T2,50  
2,00  
4,00**792134-00-4**  
916 Cr \*  
911 IF P  
947 EX Cr**802102-00-1**

93,67

-

-

**792134-65-4****802102-65-1**

94,32

-

-

**Eng. 4HC / 4HB**Tourneo / Transit 2.5 DI  
2496 ccm  
56 kW (76 PS)

94-00

**93,67**  
42,50  
2,00  
4,00**792161-00-4**  
913 Cr \*  
911 IF P  
947 EX Cr P

-

93,67

-

-

**Eng. LX D 2**Sierra 2.3 D  
Granada 2.3 D  
Scorpio 2.3 D  
2304 ccm  
49 kW (67 PS)82-93  
82-**94,00**  
42,00  
2,00  
4,00**793714-00-4**  
910 Cr \*  
931  
947 EX Cr

-

94,00

-

-

**793714-40-4**

-

94,40

-

-

**Eng. XD3 T**Scorpio  
2498 ccm  
67 kW (92 PS)

88-

**94,00**  
43,00  
2,00  
4,00**793718-00-4**  
914 Cr \*  
911 P  
947 EX Cr

-

94,00

-

-



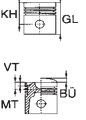






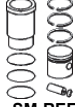
**793718-40-4**

-

94,40

-

-

| <br><b>MODEL / ENGINE</b>  | <b>YEAR</b>        | <br><b>Dia.</b><br><b>CYL</b> |  | <br>$\emptyset \times L$ |  | <br><b>SM-REF</b> | <br><b>SM-REF.</b> | <br><b>Piston</b><br><b>Dia.</b> | <br><b>SM-REF.</b> | <br><b>SM-REF.</b> |
|--|--------------------|---|--|---|--|---|--|--|--|--|
| <b>FORDSON</b><br><br><b>Eng. 3.152</b><br>2500 ccm<br>22-33 kW (30-45 PS)   |                    | <b>91,48</b><br>3   |  |   | 2,38<br>2,38<br>3,16<br>6,33<br>6,33   | <b>793604-00-1</b><br>911 P<br>911 P<br>930 P<br>946 P<br>946 P                                   | -  | 91,48  | -  | -  |
| <b>Eng. 2506 E / 2512 E</b><br>Tractor Major 4000 / 4600<br>3294 ccm<br>41/45 kW (56/62 PS)<br><br><b>Eng. 7A / 6Y</b><br>Tractor Major 8000 / 8200<br>8210 / 8260 / 8400 / 8600<br>8700 / TW10<br>Loader A64<br>6588 ccm<br>73-76 kW (100-104 PS) | 66-<br><br>68-     | <b>111,76</b><br>3<br><br><b>111,76</b><br>6  | 68,1<br>-<br>-<br>-22,1<br>127   | 38,1<br>x<br>89,3   | 3,16<br>2,38<br>2,38<br>4,74   | <b>792216-00-1</b><br>914 Cr *<br>911 IF P<br>931 P<br>947 EX Cr                                  | <b>802114-00-1</b><br><br>RT   | 111,76   | <b>952121-1</b><br>A=114,43<br>L=208,28<br>H=2,565<br>C=120,35<br>semi                               | -  |
| <b>Eng. 2512 E</b><br><b>Eng. BSD 333</b><br><b>Eng. 2506 E</b><br>3294 ccm<br>41 kW (56 PS)<br><br><b>Eng. 4.2</b><br>4195 ccm  |                    | <b>111,76</b><br>3<br><br><b>111,76</b><br>4  |  |   | 2,39<br>2,39<br>2,39<br>4,75   | <b>792217-00-1</b>  | -  | 111,76   | -  | -  |
| <b>Eng. 6Y / 7A / 4.256</b><br>Combine 620 / 622 /<br>Tractor 650 / 3230 / 3430<br>3610 / 3910 / 4100 / 5000<br>5500 / 5550 / 5610 / 6000<br>6500 / 6600 / 6700<br>4195 ccm<br>55-58 kW (75-79 PS)   | 68-                | <b>111,76</b><br>4  | 70,7<br>-<br>-<br>-18,6<br>129,5   | 38,1<br>x<br>89,3   | 2,38<br>2,38<br>2,38<br>4,74   | <b>792209-00-2</b><br>910 IF Cr P *<br>911 IF P<br>931 P<br>947 EX Cr                             | <b>802101-00-1</b><br><br>RT   | 111,76   | <b>952121-1</b><br>A=114,43<br>L=208,28<br>H=2,565<br>C=120,35<br>semi                               | -  |
| <b>Eng. 3201 / 6Y / 7A</b><br><b>Eng. BSD 333 H / PD</b><br>515 / 531 / 532 / 535 / 540<br>550 / 555 / 4000 / 4110 / 4600<br>3294 ccm<br>38-44 kW (52-60 PS)<br><br><b>Eng. BSD 444</b><br>6610 / 6710<br>4392 ccm                                 | 68-87<br><br>81-87 | <b>111,76</b><br>3<br><br><b>111,76</b><br>4  | 68,1<br>-<br>-<br>-19,8<br>127   | 38,1<br>x<br>89,3   | 2,38<br>2,38<br>2,38<br>4,74   | <b>792209-00-2</b><br>910 IF Cr P *<br>911 IF P<br>931 P<br>947 EX Cr                             | <b>802209-00-1</b><br><br>RT   | 111,76   | <b>952121-1</b><br>A=114,43<br>L=208,28<br>H=2,565<br>C=120,35<br>semi                               | -  |



MODEL / ENGINE

YEAR

Dia.  
CYL

Ø x L



SM-REF



SM-REF.

Piston  
Dia.

SM-REF.



SM-REF.

**FORDSON****Eng. 6 Y / 7 A****3201 / BSD 333 H / PD**

Tractor 515 / 531 / 532  
535 / 540 / 545 / 550 / 555  
4000 / 4110 / 4600 / 4610  
3294 ccm  
38-44 kW (52-60 PS)

68-

111,76  
33,16  
2,38  
4,75

**792203-00-2**  
914 Cr \*  
911 IF P  
947 EX Cr

-

111,76

-

-

**Eng. 2506 E / 2512 E**

Tractor Major 4000 / 4600  
3294 ccm  
41/45,5 kW (56/62 PS)

66-

111,76  
3**Eng. BSD 444 / 444 T**

Tractor 6610 / 6710  
7610 / 7710  
4392 ccm

81-

111,76  
4**Eng. 6 Y / 7 A**

A62 Loader / Tractor 750  
7000 / 7500 / 7600 / 7700  
4195 ccm  
69 kW (94 PS)

71-

**Eng. 7 A**

Tractor 9200 / 9260 / 9600  
9700 / TW-20/25/30/35  
6575 ccm  
102-137 kW (138-186 PS)

76-

111,76  
63,16  
2,38  
4,75

**792203-00-2**  
914 Cr \*  
911 IF P  
947 EX Cr

-

111,76

-

-

**Eng. 7 A / 6 Y**

Tractor Major 8000 / 8200  
8210 / 8260 / 8400 / 8600  
8700 / TW 10 / Loader A 64  
Excavator H48  
6588 ccm  
73,5/76,5 kW (100/104 PS)

68-

**GARDNER****Eng. L3 / L3B**

6035 - 24138 ccm  
42-172 kW (57-233 PS)

139,70

2-8

3,16  
3,16  
6,34

**790270-00-1**  
910 Cr \*  
910 Cr \*  
946

-

139,70

-

-

**GA3 - WOLGA****Volga / Gazelle**

Eng. ZMZ 4052.10  
Eng. ZMZ 409.10  
Eng. ZMZ 40522.10  
2460 ccm  
112 kW (152 PS)

95,50

4

1,75  
2,00  
3,50

**795656-00-4**  
910 IF Cr  
931 P  
947 EX Cr P

-

95,50

-

-

**795656-50-4**

-

96,00

-

-

**795656-10-4**

-

96,50

-

-





MODEL / ENGINE

YEAR

Dia.  
CYLKH GL  
VT BU  
MT

Ø x L



SM-REF



SM-REF.

Piston  
Dia.

SM-REF.



SM-REF.

**GA3 - WOLGA  
DIESEL****Eng. XD2 / XD2P / XD94**3102 / GAZ 23-10  
M24 2.3 D  
M24 Break 2.3 D  
2304 ccm71-80  
71-87**94,00**  
42,00  
2,00  
4,00**793714-00-4**  
910 Cr \*  
931  
947 EX Cr  
**793714-40-4**-  
-94,00  
94,40-  
--  
-**HATZ****Eng. E 79 ES**422 ccm  
6 kW (8 PS)

68-

**82,00**  
12,00  
2,00  
4,00**792518-00-1**  
910 IF Cr \*  
931 P  
948

-

82,00

-

-

**Eng. E 79**

422 ccm

**82,00**  
12,50  
2,50  
4,00**792503-00-1**  
910 IF Cr  
911 P  
948

-

82,00

-

-

**Eng. Z 782**1050 ccm  
6-14,5 kW (8-20 PS)**82,00**  
22,50  
2,50  
4,00**792503-00-1**

-

82,00

-

-

**Eng. ES / E 780**525 ccm  
6,5/8,1 kW (9/11 PS)

71-

**82,00**  
156  
-  
-1,3/-1,3  
-6  
92  
-  
-  
-28  
x  
682,50  
2,50  
5,00**792504-00-1**  
910 IF Cr  
911 P  
948 P**802505-00-1**  
RT

82,00

-

-

**Eng. 85 FG / FL / G**TL 10  
567 ccm  
6,6/7,4 kW (9/10 PS)

54-84

**85,00**  
12,00  
2,00  
4,00**792515-00-1**  
910 Cr P  
911 IF  
948 P

-

85,00

-

-

**Eng. E / ES 785**620 ccm  
8,8 kW (12 PS)**85,00**  
12,50  
2,50  
4,00**792519-00-1**  
910 IF Cr  
911 P  
948 P

-

85,00

-

-

**Eng. E / ES 785**620 ccm  
8,8 kW (12 PS)

68-

**85,00**  
12,50  
2,50  
4,00  
4,00**792506-00-1**  
910 IF Cr  
911 P  
946 P  
946 P

-

85,00

-

-

**Eng. E 89G / 89 FG / FL**668 ccm  
7,3/8,8 kW (10/12 PS)**90,00**  
12,50  
2,50  
5,00**792516-00-1**  
910 IF Cr  
911 P  
948 P

-

90,00

-

-






**Eng. Z 788 / 790**1145 / 1270 ccm  
17/22 kW (23/30 PS)**90,00**  
13,00  
3,00  
5,00**792508-00-1**  
910 IF Cr  
911 IF P  
948 P


-








90,00










-







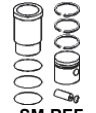
-

| <br><b>MODEL / ENGINE</b>   | <b>YEAR</b> | <br><b>Dia.</b><br><b>CYL</b> | <br><b>VT</b><br><b>MT</b> | <br><b>Ø x L</b> |  | <br><b>SM-REF</b> | <br><b>SM-REF.</b> | <br><b>Piston</b><br><b>Dia.</b> | <br><b>SM-REF.</b> | <br><b>SM-REF.</b> |
|---|-------------|---|--|---|--|---|--|--|--|--|
| <b>HATZ</b><br><br><b>Eng. E 88/89 FG / FL / G</b><br>668 ccm<br>7,3-8,8 kW (10-12 PS)<br><br><b>Eng. Z 788 / 790 / 789</b><br>1145/1272 ccm<br>17/22 kW (23/30 PS) |             | <b>90,00</b><br>1<br><br><b>90,00</b><br>2  |  |   | 2,00<br>2,00<br>4,00   | <b>792507-00-1</b><br>910 Cr *<br>911 P<br>948 EX   | -  | 90,00  | -  | -  |
| <b>Eng. 2/3/4 L 30 S/C</b><br>1418/2126/2835 ccm<br>20-44 kW (27-60 PS)   |             | <b>95,00</b><br>2/3/4   |  |   | 3,00<br>3,00<br>5,00   | <b>792517-00-1</b><br>914 IF Cr<br>930 P<br>947 EX  | -  | 95,00  | -  | -  |
| <b>HINO</b><br><br><b>Eng. EK 100 / EK 200</b><br>KS 321 / KB 501D / ZM 103D<br>TC 303D / KF 301D<br>13267 ccm  |             | <b>137,00</b><br>6  |  |   | 3,30<br>3,50<br>3,50<br>6,00   | <b>797342-00-1</b><br>914 Cr P *<br>911 IW P<br>931 Cr P<br>947 EX Cr P                           | -  | 137,00   | -  | -  |
| <b>Eng. F17D</b><br>S'elega<br>17238 ccm<br>330 kW (450 PS)<br><br><b>Eng. EF750</b><br>Super Dolphin<br>16745 ccm  |             | <b>137,00</b><br>8  |  |   | 3,31<br>3,50<br>3,50<br>5,00   | <b>797411-00-1</b><br>914 Cr P *<br>911 IW P<br>931 Cr P<br>947 EX Cr                             | -  | 137,00   | -  | -  |
| <b>Eng. V22C</b><br>21548 ccm   |             | <b>139,00</b><br>10   |  |   | 3,31<br>3,50<br>3,50<br>6,00   | <b>797346-00-1</b><br>914 Cr P *<br>911 IW P<br>931 Cr P<br>947 EX Cr P                           | -  | 139,00   | <b>957304-1</b><br>A=154<br>L=248<br>H=12<br>C=166<br>F=1  | -  |
| <b>Eng. V22D</b><br>21548 ccm   |             | <b>139,00</b><br>V10  |  |   | 3,31<br>3,50<br>3,50<br>5,00   | <b>797416-00-1</b><br>914 Cr P *<br>911 IW P<br>931 Cr P<br>947 EX Cr P                           | -  | 139,00   | -  | -  |
| <b>Eng. F20C</b><br>Ranger Truck<br>Super Dolphin<br>Profia FS<br>24610 ccm   |             | <b>146,00</b><br>8  |  |   | 3,31<br>3,50<br>3,50<br>5,00   | <b>797353-00-1</b><br>914 Cr P *<br>911 IW Cr<br>931 Cr P<br>947 EX Cr S                          | -  | 146,00   | <b>957305-1</b><br>A=152<br>L=244<br>H=8<br>C=159<br>F=0,7   | -  |
| <b>Eng. F20C</b><br>Ranger Truck<br>Super Dolphin<br>Profia FS<br>19688 ccm   |             | <b>146,00</b><br>8  |  |   | 3,31<br>3,00<br>3,00<br>4,00   | <b>797420-00-1</b><br>914 Cr P<br>911 IW Cr *<br>931 Cr P *<br>947 EX Cr P *                      | -  | 146,00   | -  | -  |




| <br><b>MODEL / ENGINE</b> | YEAR  | <br><b>Dia. CYL</b> | <br>KH GL<br>VT BU<br>MT | <br>Ø x L |  | <br><b>SM-REF</b> | <br><b>SM-REF.</b> | <br><b>Piston Dia.</b> | <br><b>SM-REF.</b> | <br><b>SM-REF.</b> |
|---|-------|---|--|--|--|---|--|--|--|--|
| <b>HINO</b><br><br><b>Eng. V26C</b><br>Super Dolphin<br>25977 ccm   |       | <b>150,00</b><br>10   |  |  | 3,31<br>3,00<br>3,00<br>4,00   | <b>797421-00-1</b><br>914 Cr *<br>911 IW Cr *<br>931 Cr P *<br>947 EX Cr                          | -  | 150,00   | <b>957303-1</b><br>A=154<br>L=244,3<br>H=8,5<br>C=161<br>F=0,8                                       | -  |
| <b>HONDA</b><br><br><b>Z / Z Turbo / Life</b><br>Eng. E07Z<br>656 ccm<br>38-47 kW (52-64 PS)              |       | <b>66,00</b><br>3   |  |  | 1,20<br>1,20<br>2,80   | <b>797610-00-3</b><br>910 Cr S P *<br>911 P<br>3PC Cr P   | -  | 66,00  | -  | -  |
| <b>PA 5 / Civic</b><br>Eng. EN / EJ / EB3<br>1238 ccm<br>47 kW (63 PS)                                    |       | <b>72,00</b><br>4   |  |  | 1,50<br>1,50<br>4,00   | <b>797611-00-4</b><br>911 Cr *<br>911 P<br>3PC Cr<br><br><b>797611-50-4</b>                       | -  | 72,00  | -  | -  |
| <b>ZA-ES9</b><br>Eng. LDA-MF3<br>1339 ccm<br>63 kW (86 PS)  |       | <b>73,00</b><br>4   |  |  | 1,00<br>1,20<br>2,00   | <b>797660-00-4</b><br>910 IF Cr S<br>931 P<br>3PC Cr  | -  | 73,00  | -  | -  |
| <b>Civic 1300 Ballade</b><br>Eng. E12 / EJ1<br>1335 ccm<br>44 kW (60 PS)                                  |       | <b>72,00</b><br>4   |  |  | 1,00<br>1,20<br>2,80   | <b>797628-00-4</b><br>910 IF Nit S<br>931 P<br>3PC Cr<br><br><b>797628-50-4</b>                   | -  | 72,00  | -  | -  |
| <b>Civic</b><br>Eng. EJ2<br>1335 ccm  |       | <b>72,00</b><br>4   |  |  | 1,50<br>1,50<br>2,80   | <b>797631-00-4</b><br>910 Cr *<br>911 P<br>3PC Cr<br><br><b>797631-50-4</b>                       | -  | 72,00  | -  | -  |
| <b>CRX</b><br>Eng. D15B6 / PMA8<br>1493 ccm<br>46 kW (62 PS)  |       | <b>75,00</b><br>4   |  |  | 1,00<br>1,20<br>2,80   | <b>797626-00-4</b><br>910 Cr S<br>911 P<br>3PC Nit  | -  | 75,00  | -  | -  |
| <b>Civic / CRX</b><br>Eng. SH4 / D15B<br>1493 ccm<br>77 kW (105 PS)                                       | 88-97 | <b>75,00</b><br>4   |  |  | 1,20<br>1,50<br>4,00   | <b>797636-00-4</b><br>910 IF Nit S<br>931 AN P<br>3PC Cr  | -  | 75,00  | -  | -  |
| <b>Civic 1.5i 16V</b><br>Eng. D15Z1<br>1493 ccm<br>66 kW (90 PS)  | 91-95 | <b>75,00</b><br>4   |  |  | 1,00<br>1,20<br>2,80   | <b>797637-00-4</b><br>910 Cr S<br>931 P<br>3PC Cr P   | -  | 75,00  | -  | -  |

| <br><b>MODEL / ENGINE</b>  | <b>YEAR</b>      | <br><b>Dia.</b><br><b>CYL</b> | <br><b>VT</b><br><b>MT</b> | <br><b>Ø x L</b> |  | <br><b>SM-REF</b> | <br><b>SM-REF.</b> | <br><b>Piston</b><br><b>Dia.</b> | <br><b>SM-REF.</b> | <br><b>SM-REF.</b> |
|--|------------------|---|--|---|--|---|--|--|--|--|
| <b>HONDA</b><br><br><b>Civic CX / LX / VP</b><br><b>Civic GX</b><br><b>Civic Coupe LS</b><br>Eng. D17A1 / D17A7 / D17A8<br>1668 ccm<br>75-85 kW (101-117 PS) | 01-05            | 75,00<br>4  |  |   | 1,00<br>1,20<br>2,00   | 797638-00-4<br>910 Cr S<br>911 P<br>3PC Nit   | -  | 75,00  | -  | -  |
| <b>Civic 1.5i 16V</b><br>Eng. D15B7<br>1493 ccm<br>74 kW (100 PS)  | 94-95            | 75,00<br>4  |  |   | 1,20<br>1,20<br>2,80   | 797639-00-4<br>910 IF Nit S<br>911 P<br>3PC Cr  | -  | 75,00  | -  | -  |
| <b>Civic / Integra</b><br>Eng. PM6 / ZC / D16A / D16Z6<br>1590 ccm<br>84 kW (115 PS)   | 86-87            | 75,00<br>4  |  |   | 1,20<br>1,50<br>2,80   | 797640-00-4<br>910 IF Nit S<br>931 AN P<br>3PC Cr   | -  | 75,00  | -  | -  |
| <b>Civic 1.6 i 16V</b><br>Eng. D16A<br>1590 ccm<br>80-91 kW (109-124 PS)<br><br><b>Capa 1.5i 16V</b><br>Eng. D15B<br>1493 ccm<br>72 kW (98 PS)               | 87-92<br><br>98- | 75,00<br>4  |  |   | 1,20<br>1,50<br>2,80   | 797641-00-4<br>910 IF Nit S<br>911 P<br>3PC Cr  | -  | 75,00  | -  | -  |
| <b>Prelude</b><br>Eng. EK / EP<br>1750 ccm   | 79-83            | 77,00<br>4  |  |   | 1,50<br>1,50<br>4,00   | 797642-00-4<br>910 Cr S<br>931 P<br>3PC Cr  | -  | 77,00  | -  | -  |
| <b>Accord / Prelude</b><br>Eng. ES / EY<br>1829 ccm  | 85-89            | 80,00<br>4  |  |   | 1,50<br>1,50<br>4,00   | 797617-00-4<br>910 Cr S<br>931 P<br>3PC Cr  | -  | 80,00  | -  | -  |
| <b>Prelude</b><br>Eng. B18A / B20A<br>1958 ccm   | 87-92            | 81,00<br>4  |  |   | 1,20<br>1,50<br>2,80   | 797624-00-4<br>910 Nit S<br>931 P<br>3PC Nit<br><br>797624-50-4                                   | -<br><br>-   | 81,00<br><br>81,50   | -<br><br>-   | -<br><br>-   |
| <b>Cross Road / Civic Stream</b><br>Eng. R18A1<br>1799 ccm<br><br><b>Accord Step Wagon / Stream CR-V</b><br>Eng. R20A<br>1997 ccm                            |                  | 81,00<br>4  |  |   | 1,20<br>1,20<br>2,00   | 797668-00-4<br>910 IF S<br>931 P<br>3PC Nit   | -  | 81,00  | -  | -  |










| MODEL / ENGINE   | YEAR                    |  Dia.<br>CYL |  KH<br>VT<br>MT |  GL<br>Ø x L |  |  SM-REF           |  SM-REF.                         |  Piston<br>Dia. |  SM-REF. |  SM-REF. |
|--|-------------------------|--|---|---|--|---|--|---|--|--|
| <b>HONDA</b>   |                         |  |   |   |  |   |  |   |  |  |
| <b>Legend 2500</b><br>Eng. C25A1<br>2494 ccm<br>110 kW (150 PS)  |                         | <b>84,00</b><br>6  |   |   | 1,20<br>1,20<br>4,00   | <b>797647-00-6</b><br>910 IF Nit S<br>931 Cr<br>3PC Cr  | -  | 84,00   | -  | -  |
| <b>HONDA DIESEL</b>  |                         |  |   |   |  |   |  |   |  |  |
| <b>Amaze 1.5 VX i-DTEC</b><br><b>Amaze 1.5 SX i-DTEC</b><br><b>Amaze 1.5 VX (O) i-DETC</b><br>1498 ccm<br>74 kW (100 PS) | 13-16<br>13-16<br>13-16 | <b>76,00</b><br>4  |   |   | 1,75<br>1,50<br>2,00   | <b>797619-00-4</b><br>910 Nit S<br>911 P<br>947 EX Nit  | -  | 76,00   | -  | -  |
| <b>Eng. XUD7 TE</b><br>Cencerto<br>1769 ccm<br>66 kW (90 PS)   | 94-95                   | <b>80,00</b><br>4  |   |   | 3,00<br>2,00<br>3,00   | <b>793727-00-4</b><br>914 Cr *<br>911 P<br>947 EX Cr<br><br>*NEW*<br><b>793727-50-4</b>           | -  | 80,00<br>80,50  | -  | -  |
| <b>Eng. XUD7 T</b><br>City Saloon 1.8 D<br>Concerto 1.8 TD<br>1769 ccm<br>58 kW (79 PS)                                  | 97-99<br>94-96          | <b>80,00</b><br>4  |   |   | 3,00<br>2,00<br>3,00   | <b>797603-00-4</b><br>914 Cr *<br>911 P<br>947 EX Cr  | -  | 80,00   | -  | -  |
| <b>HYUNDAI</b>   |                         |  |   |   |  |   |  |   |  |  |
| <b>Atos Prime (MX) 1.0i</b><br>Eng. G4HC<br>999 ccm<br>43 kW (61 PS)   | 98-                     | <b>66,00</b><br>4  | 25<br>-<br>-<br>50<br>-<br>MØ=56<br>-   | 17<br>x<br>46   | 1,20<br>1,20<br>2,50   | <b>797202-00-4</b><br>910 Cr S<br>911 P<br>3PC Cr<br><br><b>797202-25-4</b><br><b>797202-50-4</b> | <b>*NEW*</b><br><b>802406-00-1</b><br><br><b>*NEW*</b><br><b>802406-25-1</b><br><b>*NEW*</b><br><b>802406-50-1</b> | 66,00<br>66,25<br>66,50   | -  | -  |
| <b>Atos / i10 / Getz</b><br>Eng. G4HG<br>1086 ccm<br>46-49 kW (61-64PS)  | 97-                     | <b>67,00</b><br>4  | 24,5<br>-<br>-4,5<br>48,5<br>-<br>-<br>-  |   | 1,20<br>1,20<br>2,00   | <b>795370-00-4</b><br>910 IF Cr S<br>931 P<br>3PC Cr<br><br><b>795370-50-4</b>                    | <b>805304-00-1</b><br><br><b>805304-50-1</b>   | 67,00<br>67,50  | -  | -  |
| <b>Atos 1.1i 12V</b><br><b>Getz / Santro 1.1i 12V</b><br>Eng. G4HD<br>1086 ccm<br>43-46 kW (59-62 PS)                    | 03-02-                  | <b>67,00</b><br>4  |   |   | 1,20<br>1,20<br>2,50   | <b>792455-00-4</b><br>910 Nit S<br>911 P<br>3PC Cr P  | -  | 67,00   | -  | -  |
| <b>Excel 1.3 / Pony 1.3</b><br>Eng. X2 1.3 / G4DG<br>1300 ccm<br>44-47 kW (60-64 PS)                                     | 90-94                   | <b>71,00</b><br>4  |   |   | 1,50<br>1,50<br>4,00   | <b>792461-00-4</b><br>910 Cr S<br>911 P<br>3PC Cr   | -  | 71,00   | -  | -  |

| MODEL / ENGINE  | YEAR                    |  Dia.<br>CYL |  KH<br>GL<br>VT<br>MT |  Ø x L |  |  SM-REF |  SM-REF. |  Piston<br>Dia. |  SM-REF. |  SM-REF. |
|---|-------------------------|--|---|---|--|---|--|---|--|--|
| <b>HYUNDAI</b>  |                         |  |   |   |  |   |  |   |  |  |
| <b>i10 1.2</b>  | 08-13                   | <b>71,00</b>   |   |   |  | <b>792493-00-4</b>  | -  | 71,00   | -  | -  |
| <b>i10 1.2</b>  | 14-                     | 4  |   |   | 1,00   | 910 IF Cr S   |  |   |  |  |
| <b>i20 1.2</b>  | 14-                     |  |   |   | 1,20   | 931 P   |  |   |  |  |
| <b>i20 1.2</b>  | 08-15                   |  |   |   | 2,00   | 3PC Nit   |  |   |  |  |
| <b>i20 Coupe 1.2</b><br>Eng. G4LA<br>1248 ccm<br>55-65 kW (75-88 PS)  | 15-                     |  |   |   |  | <b>792493-50-4</b>  | -  | 71,50   | -  | -  |
| <b>Accent / Click / ES<br/>Getz 1.3i 12V / Multi<br/>RS</b><br>Eng. G4EA / G4K / G4N / G4EH<br>1341 ccm<br>44-63 kW (60-85 PS)                |                         | <b>71,50</b>   |   |   |  | <b>792452-00-4</b>  | -  | 71,50   | -  | -  |
|   |                         | 4  |   |   | 1,50   | 910 Cr S  |  |   |  |  |
|   |                         |  |   |   | 1,50   | 911 P   |  |   |  |  |
|   |                         |  |   |   | 3,00   | 3PC Cr  |  |   |  |  |
|   |                         |  |   |   |  | <b>792452-50-4</b>  | -  | 71,50   | -  | -  |
| <b>Accent II 1.3<br/>Getz 1.3<br/>Getz 1.3i</b><br>Eng. G4EA<br>1341 ccm<br>55-63 kW (75-86 PS)   | 00-05<br>03-05<br>02-04 | <b>71,50</b>   |   |   |  | <sup>*NEW*</sup><br><b>792479-00-4</b>  | -  | 71,50   | -  | -  |
|   |                         | 4  |   |   | 1,20   | 910 IF Cr S   |  |   |  |  |
|   |                         |  |   |   | 1,20   | 931 P   |  |   |  |  |
|   |                         |  |   |   | 2,00   | 3PC Cr  |  |   |  |  |
| <b>Pony II<br/>Stellar</b><br>Eng. 4G33<br>1439 ccm<br>52 kW (70 PS)  | 82-90                   | <b>73,00</b>   |   |   |  | <b>798711-00-4</b>  | -  | 73,00   | -  | -  |
|   |                         | 4  |   |   | 1,50   | 910 Cr S  |  |   |  |  |
|   |                         |  |   |   | 1,50   | 931 P   |  |   |  |  |
|   |                         |  |   |   | 4,00   | 3PC Cr P  |  |   |  |  |
| <b>Accent / Click / Coupé<br/>Elantra / Getz / Matrix<br/>Verna</b><br>Eng. G4ED-G<br>1594 ccm<br>77-79 kW (105-107 PS)                       | 99-                     | <b>75,50</b>   |   |   |  | <b>797205-00-4</b>  | -  | 75,50   | -  | -  |
|   |                         | 4  |   |   | 1,50   | 910 Cr *  |  |   |  |  |
|   |                         |  |   |   | 1,50   | 911 P   |  |   |  |  |
|   |                         |  |   |   | 3,00   | 3PC Cr  |  |   |  |  |
|   |                         |  |   |   |  | <b>797205-25-4</b>  | -  | 75,75   | -  | -  |
|   |                         |  |   |   |  | <b>797205-50-4</b>  | -  | 76,00   | -  | -  |
| <b>Accent I 1.5<br/>Lantra II 1.5 J-2<br/>S Coupe 1.5 I SLC</b><br>Eng. G4EK<br>1495 ccm<br>65 kW (88 PS)                                     | 94-00<br>96-00<br>92-96 | <b>75,50</b>   | 31,4<br>-<br>-2,2<br>-0,7<br>54,4<br>-<br>MØ=65,5<br>-  | 18,01<br>x<br>47,5<br>S   |  | <b>797205-00-4</b>  | <sup>*NEW*</sup><br>802402-00-1  | 75,50   | -  | -  |
|   |                         | 4  |   |   | 1,50   | 910 Cr *  |  |   |  |  |
|   |                         |  |   |   | 1,50   | 911 P   | RT   |   |  |  |
|   |                         |  |   |   | 3,00   | 3PC Cr  |  |   |  |  |
|   |                         |  |   |   |  | <b>797205-25-4</b>  | <sup>*NEW*</sup><br>802402-25-1  | 75,75   | -  | -  |
|   |                         |  |   |   |  | <b>797205-50-4</b>  | <sup>*NEW*</sup><br>802402-50-1  | 76,00   | -  | -  |
| <b>Accent S / Coupe<br/>Accent / Elantra<br/>Verna / Lantra / 1.5i 12V</b><br>Eng. G4AE / G4EK / Alpha 1.5<br>1495 ccm<br>65-68 kW (88-92 PS) |                         | <b>75,50</b>   |   |   |  | <b>798751-00-4</b>  | -  | 75,50   | -  | -  |
|   |                         | 4  |   |   | 1,50   | 910 IF Cr S   |  |   |  |  |
|   |                         |  |   |   | 1,50   | 911 P   |  |   |  |  |
|   |                         |  |   |   | 3,00   | 3PC Cr  |  |   |  |  |
|   |                         |  |   |   |  | <b>798751-50-4</b>  | -  | 76,00   | -  | -  |

| <br><b>MODEL / ENGINE</b>   | <b>YEAR</b> | <br><b>Dia.</b><br><b>CYL</b> | <br><b>VT</b><br><b>MT</b> | <br><b>Ø x L</b> |  | <br><b>SM-REF</b> | <br><b>SM-REF.</b> | <br><b>Piston</b><br><b>Dia.</b> | <br><b>SM-REF.</b> | <br><b>SM-REF.</b> |
|---|-------------|---|--|---|--|---|--|--|--|--|
| <b>HYUNDAI</b><br><br><b>Excel / Pony / Scope</b><br><b>Lantra / Elantra 1.5</b><br>Eng. G4EK / G4AJ<br>Eng. G4DJ / Alpha 1.5<br>Eng. X2-1.5<br>1468 ccm<br>53-63 kW (72-86 PS) |             | <b>75,50</b><br>4   |  |   | 1,50<br>1,50<br>4,00   | <b>792462-00-4</b><br>910 IF Cr S<br>911 P<br>3PC Cr<br><br><b>792462-50-4</b>                    | -<br><br>-   | 75,50<br><br>76,00   | -<br><br>-   | -<br><br>-   |
| <b>Accent / Avante / Verna</b><br><b>Lantra / Elantra 1.5i</b><br>Eng. G4EK / G4FK<br>1495 ccm<br>73-85 kW (99-116 PS)  | 96-97       | <b>75,50</b><br>4   |  |   | 1,20<br>1,50<br>3,00   | <b>792464-00-4</b><br>910 Nit S<br>911 P<br>3PC Cr<br><br><b>792464-50-4</b>                      | -<br><br>-   | 75,50<br><br>76,00   | -<br><br>-   | -<br><br>-   |
| <b>Click</b><br>Eng. G4AJ<br>1400 ccm   |             | <b>75,50</b><br>4   |  |   | 1,20<br>1,20<br>2,00   | <b>792478-00-4</b><br>910 IF Cr S<br>931 P<br>3PC Nit   | -  | 75,50  | -  | -  |
| <b>Accent / Click / Coupé</b><br><b>Elantra / Getz / Matrix</b><br><b>Verna / 1.6i 16 V</b><br>Eng. G4ED-G<br>1599 ccm<br>77-79 kW (105-107 PS)                                 |             | <b>76,50</b><br>4   |  |   | 1,20<br>1,20<br>2,50   | <b>792460-00-4</b><br>910 IF Cr S<br>931 P<br>3PC Cr P<br><br><b>792460-50-4</b>                  | -<br><br>-   | 76,50<br><br>77,00   | -<br><br>-   | -<br><br>-   |
| <b>Accent / Click</b><br><b>Elantra 1.6</b><br>Eng. G4ED<br>1599 ccm<br>77 kW (103 PS)  |             | <b>76,50</b><br>4   |  |   | 1,20<br>1,20<br>2,00   | <b>792477-00-4</b><br>910 IF Cr S<br>931 P<br>3PC Cr P<br><br><b>792477-50-4</b>                  | -<br><br>-   | 76,50<br><br>77,00   | -<br><br>-   | -<br><br>-   |
| <b>Avante HD</b><br>Eng. Gamma 1,4<br>1396 ccm<br>66-80 kW (90-109 PS)<br><br><b>Avante HD</b><br>Eng. Gamma 1,6<br>1591 ccm<br>90-97 kW (122-132 PS)                           | 06-         | <b>77,00</b><br>4   |  |   | 1,20<br>1,20<br>2,00   | <b>792488-00-4</b><br>910 IF Cr S<br>931 P<br>3PC Cr P  | -  | 77,00  | -  | -  |
| <b>ix 35 1.6</b><br><b>Tucson 1.6 GDi</b><br>Eng. G4FD Euro 4<br>1591 ccm<br>96-103 kW (130-140 PS)   | 10-<br>15-  | <b>77,00</b><br>4   |  |   | 1,20<br>1,20<br>2,00   | <sup>*NEW*</sup><br><b>792409-00-4</b><br>910 IF Nit S<br>931 P<br>947 EX Cr *                    | -  | 77,00  | -  | -  |
| <b>Lantra 1.6i / Coupe 1.6i</b><br><b>Canter / Rosa</b><br>Eng. G4DR / G4GR<br>Eng. G4ED / J2 / Beta 1.6<br>1599 ccm<br>66 kW (90 PS)   | 96-         | <b>77,40</b><br>4   |  |   | 1,20<br>1,20<br>2,50   | <b>792459-00-4</b><br>910 IF Cr S<br>911 P<br>3PC Cr  | -  | 77,40  | -  | -  |

| <br><b>MODEL / ENGINE</b>   | <b>YEAR</b>                | <br><b>Dia.</b><br><b>CYL</b> | <br><b>VT</b><br><b>MT</b> | <br><b>Ø x L</b> |  | <br><b>SM-REF</b> | <br><b>SM-REF.</b> | <br><b>Piston</b><br><b>Dia.</b> | <br><b>SM-REF.</b> | <br><b>SM-REF.</b> |
|---|----------------------------|---|--|---|--|---|--|--|--|--|
| <b>HYUNDAI</b><br><br><b>Elantra 1.8</b><br>Eng. 2KO<br>1797 ccm<br>108-118 kW (147-160 PS)   |                            | <b>81,00</b><br>4   |  |   | 1,00<br>1,20<br>2,00   | <b>795085-00-4</b><br>910 Nit S<br>931 P<br>3PC Nit   | -  | 81,00  | -  | -  |
| <b>Sonata</b><br>Eng. G4DM<br>1836 ccm  |                            | <b>81,50</b><br>4   |  |   | 1,20<br>1,50   | <b>792465-00-4</b><br>910 IF Nit S<br>911 Cr  | -  | 81,50  | -  | -  |
| <b>Tiburon / Matrix 1.8</b><br><b>Beta 1.8</b><br>Eng. G4GB / G4GF / G4GN<br>1795 ccm<br>94-104 kW (128-141 PS)<br><br><b>Lantra / Elantra</b><br><b>Tiburon / Matrix</b><br><b>Avante / Trajet 2.0</b><br>Eng. G4GF / G4GN / G4GM<br>Eng. G4JP / G4CP / G4GB<br>1997 ccm<br>94-128 kW (105-143 PS) | 96-00<br><br><br><br>96-00 | <b>82,00</b><br>4   |  |   | 1,20<br>1,20<br>2,50   | <b>792458-00-4</b><br>910 Cr Fe S<br>911 P<br>3PC Nit P   | -  | 82,00  | -  | -  |
| <b>Sonata 2.0</b><br><b>New Sonata</b><br>Eng. G4CP 2.0 / Sirius 2.0D<br>1997 ccm   |                            | <b>85,00</b><br>4   |  |   | 1,20<br>1,50<br>3,00   | <b>792469-00-4</b><br><sup>*NEW*</sup><br>910 IF Nit S<br>931 Cr<br>3PC Nit                       | -  | 85,00  | -  | -  |
| <b>Sirius 2.0</b><br>Eng. EF 2.0<br>1997 ccm<br>77 kW (105 PS)  |                            | <b>85,00</b><br>4   |  |   | 1,20<br>1,50<br>2,80   | <b>792468-00-4</b><br>910 IF S<br>931 P<br>3PC Nit  | -  | 85,00  | -  | -  |
| <b>Elantra</b><br>Eng. G4CR<br>1595 ccm<br>78-84 kW (106-114 PS)  |                            | <b>85,00</b><br>4   |  |   | 1,20<br>1,50<br>3,00   | <sup>*NEW*</sup><br><b>792466-00-4</b><br>910 Nit S<br>911 Cr P<br>3PC Nit                        | -  | 82,30  | -  | -  |
| <b>HYUNDAI DIESEL</b><br><br><b>Eng. D3FA</b><br>i10<br>1120 ccm<br>70-75 PS<br><br><b>Eng. D4FA</b><br>Accent / Elantra / Getz / i20<br>Matrix<br>1493 ccm<br>102-110 PS   | <br><br><br><br>05-        | <b>75,00</b><br>3<br><br><b>75,00</b><br>4  |  |   | 1,75<br>1,75<br>3,00   | <b>792491-00-3</b><br>910 IF Cr S<br>931 P<br>947 EX Nit  | -  | 75,00  | -  | -  |
| <b>Eng. D4FB</b><br>Accent / Elantra / i20 / i30 / ix20<br>1582 ccm<br>84-94 kW (115-128 PS)  | 06-                        | <b>77,20</b><br>4   |  |   | 1,75<br>1,75<br>3,00   | <b>792492-00-4</b><br>910 IF Cr S<br>931 P<br>947 EX Nit S  | -  | 77,20  | -  | -  |



| MODEL / ENGINE  | YEAR  |  Dia.<br>CYL |  KH<br>VT<br>MT |  GL<br>BU |  Ø x L |  SM-REF |  SM-REF. |  Piston<br>Dia. |  SM-REF. |  SM-REF. |                    |                    |       |   |
|---|-------|--|---|---|--|---|---|---|--|--|--------------------|--------------------|-------|---|
| <b>HYUNDAI DIESEL</b>   |       |  |   |   |  |   |   |   |  |  |                    |                    |       |   |
| <b>Eng. D3-EA 1.5 CRDi</b><br>Accent / Click / Getz<br>Lavita / Matrix / Verna<br>1493 ccm<br>60 kW (82 PS)   | 01-   | <b>83,00</b><br>3  | 46,3<br>-<br>-<br>-14<br>72,3<br>-  | 28<br>x<br>65,5<br>T  | 2,00<br>2,00<br>3,00   | <b>792610-00-1</b>  | <b>802414-00-1</b><br><br>RT  | 83,00   | -  | -  |                    |                    |       |   |
|   |       |  |   |   |  | 914 Nit S<br>911 IF U Cr P<br>947 EX Cr P   |   |   |  |  | <b>792610-50-1</b> | <b>802414-50-1</b> | 83,50 | - |
| <b>Eng. 2.0 CRDi</b><br>Elantra / Santa Fe / Trajet / Tucson<br>1991 ccm<br>83 kW (113 PS)  |       | <b>83,00</b><br>4  | MØ=46,8<br>-  |   |  |   |   |   |  |  |                    |                    |       |   |
| <b>Eng. XUD9 / XUD9 A</b><br>Lantra 1.9 D<br>1905 ccm<br>47-52 kW (64-71 PS)  | 98-00 | <b>83,00</b><br>4  |   |   | 2,00<br>2,00<br>3,00   | <b>793723-00-4</b>  | -   | 83,00   | <b>953702-4</b><br>A=86<br>L=153,5<br>semi   | -  |                    |                    |       |   |
|   |       |  |   |   |  | 910 Cr P *  |   |   |  |  | <b>793723-25-4</b> | 83,25              | -     | - |
|   |       |  |   |   |  | 911 IF U P  |   |   |  |  | <b>793723-50-4</b> | 83,50              | -     | - |
|   |       |  |   |   |  | 947 EX Cr P   |   |   |  |  | <b>793723-80-4</b> | 83,80              | -     | - |
|   |       |  |   |   |  | <sup>*NEW*</sup>  |   |   |  |  | <b>793723-10-4</b> | 84,00              | -     | - |
| <b>Eng. G4JS / EF2.4</b><br><b>Eng. Sirius II</b><br>Sonata / H1<br>Santa Fe 2.4i<br>2351 ccm<br>100 kW (136 PS)  | 00-06 | <b>86,50</b><br>4  |   |   | 1,20   | <b>792471-00-4</b>  | -   | 86,50   | -  | -  |                    |                    |       |   |
|   | 00-06 |  |   |   | 1,50   | 910 Nit S<br>931 P  |   |   |  |  | 910 Nit S<br>931 P |                    |       |   |
|   |       |  |   |   | 2,80   | 3PC Cr  |   |   |  |  | 3PC Cr             |                    |       |   |
| <b>Eng. D4EB</b><br>Grandeur 2.2 CRDi<br>Santa Fé II 2.2 CRDi<br>Santa Fé II 4x4<br>Santa Fé II 2.2 CRDi GLS<br>Santa Fé II 2.2 CRDi GLS 4x4<br>2188 ccm<br>102-114 kW (139-155 PS) | 06-11 | <b>87,00</b><br>4  | 46,3<br>-<br>-17,4<br>72,3<br>-<br>MØ=44,5<br>-   | 28<br>x<br>72<br>T<br>NB  | 2,50<br>2,00<br>3,00   | <b>792413-00-4</b>  | <b>802413-00-1</b><br><br>RT / KK   | 87,00   | -  | -  |                    |                    |       |   |
|   | 06-12 |  |   |   |  | 916 Cr P *  |   |   |  |  | 916 Cr P *         |                    |       |   |
|   | 06-09 |  |   |   |  | 911 IW P Cr   |   |   |  |  | 911 IW P Cr        |                    |       |   |
|   | 06-09 |  |   |   |  | 947 EX Nit S  |   |   |  |  | 947 EX Nit S       |                    |       |   |
|   | 06-09 |  |   |   |  |   |   |   |  |  |                    |                    |       |   |
| <b>Eng. D4EB</b><br>Grandeur 2.2 CRDI<br>Santa Fe 2.2 CRDI<br>2188 ccm<br>102-114 kW (139-155 PS)   | 06-11 | <b>87,00</b><br>4  |   |   | 2,50   | <b>792497-00-4</b>  | -   | 87,00   | -  | -  |                    |                    |       |   |
|   | 06-12 |  |   |   | 913 Cr P *   | 913 Cr P *  |   |   |  |  |                    |                    |       |   |
| <b>Eng. D4CB L / W</b><br>H1 2.5 CRDi<br>2497 ccm<br>81-125 kW (110-170 PS)   | 08-   | <b>91,00</b><br>4  |   |   | 2,50<br>2,00<br>3,00   | <b>792481-00-4</b>  | -   | 91,00   | -  | -  |                    |                    |       |   |
|   |       |  |   |   |  | 913 Nit S   |   |   |  |  | 913 Nit S          |                    |       |   |
|   |       |  |   |   |  | 911 IW U Cr   |   |   |  |  | 911 IW U Cr        |                    |       |   |
|   |       |  |   |   |  | <b>792481-01-4</b>  |   | 91,10   |  |  |                    |                    |       |   |
| <b>Eng. D4BB</b><br>Porter / H-100<br>2607 ccm<br>59 kW (80 PS)   | 77-   | <b>91,10</b><br>4  | 46,2<br>-<br>-1,8/-2,2<br>-3,5<br>76,2<br>-<br>-<br>-   | 16<br>x<br>75<br>T  | 2,00<br>2,00<br>3,00   | <b>792451-00-4</b>  | <b>802409-00-1</b><br><br>RT  | 91,10   | <b>952410-1</b><br>A=95,20<br>L=165  | -  |                    |                    |       |   |
|   |       |  |   |   |  | 910 Nit S   |   |   |  |  | 910 Nit S          |                    |       |   |
|   |       |  |   |   |  | 911 Cr  |   |   |  |  | 911 Cr             |                    |       |   |
|   |       |  |   |   |  | 947 EX Nit S  |   |   |  |  |                    |                    |       |   |
|   |       |  |   |   |  | <b>792451-50-4</b>  | <b>802409-50-1</b>  | 91,60   | -  | -  |                    |                    |       |   |



MODEL / ENGINE

YEAR



Dia.  
CYL



KH GL  
VT BU  
MT



Ø x L



SM-REF



SM-REF.



SM-REF.



Piston  
Dia.



SM-REF.



SM-REF.

**HYUNDAI DIESEL**

**Eng. D4BA**

H100 / Porter  
2476 ccm

91,10

4

2,00  
2,00  
3,00

**792451-00-4**

910 Nit S  
911 Cr  
947 EX Nit S

-

91,10

**952410-1**  
A=95,20  
L=165

-

**792451-50-4**

-

**Eng. 4D55T**

Galopper 2.4  
2346 ccm  
49 kW (67 PS)

91,10

4

48,7

-

-2,3

-3,1

88,7

29

x

75

T

2,50

2,00

4,00

**792454-00-4**

913 Cr P S  
913 Cr P  
947 EX Nit

**808802-00-1**

RT

91,10

-

**Eng. 4D56T**

Galopper I 2.5 TD intercooler  
Galopper I 2.5 TD  
2477 ccm  
62-70 kW (84-95 PS)

91-98

91,10

4

-

-

-

29

x

75

T

2,50

2,00

4,00

**792454-50-4**

-

91,60

-

**Eng. D4BF**

Galopper / Grace / Starex  
2476 ccm

91,10

4

2,50

2,00

4,00

**792454-00-4**

913 Cr P S  
913 Cr P  
947 EX Nit

-

91,10

**952410-1**  
A=95,20  
L=165

-

**792454-50-4**

-

91,60

-

**Eng. D4BH**

Galopper II 2.5 D  
Galopper II 2.5 TCI  
Terracan 2.5 TD  
H-1 2.5 TD  
H-1 2.5 TD 4WD  
H100 2.5 D  
Porter 2.5 TD  
2476 ccm  
59 kW (80 PS)

98-03

98-03

01-06

00-07

01-04

96-98

94-04

91,10

4

48,7

-

-1,3/-1,3

-

88,7

-

-

-

29

x

75

T

2,50

2,00

4,00

**792454-00-4**

913 Cr P S  
913 Cr P  
947 EX Nit

**802416-00-1**

for Cyl. 1 & 3  
RT / KK

91,10

**952410-1**  
A=95,20  
L=165

-

**792454-50-4**

-

91,60

-

**792454-00-4**

913 Cr P S  
913 Cr P  
947 EX Nit

**802417-00-1**

for Cyl. 2 & 4  
RT / KK

91,10

-

**792454-50-4**

-

91,60

-

**Eng. D4BH TCI**

2476 ccm

91,10

4

2,50

2,00

4,00

**792454-00-4**

913 Cr P S  
913 Cr P  
947 EX Nit

-

91,10

**952410-1**  
A=95,20  
L=165

-

**792454-50-4**

-

91,60

-

**Eng. D4BX New**

H100 / Grace / Porter  
2476 ccm

91,10

4

2,00

2,00

4,00

**792472-00-4**

910 Nit  
911 Cr  
947 EX Nit S

-

91,10

**952410-1**  
A=95,20  
L=165

-

**Eng. D4AE / D4AL**

Chorus Bus  
3298 ccm  
88 kW (120 PS)

94-

100,00

4

3,00

2,00

4,00

**797212-00-4**











914 IF Cr P \*  
911 IW Cr P  
947 EX Cr

-

100,00

-

-

| <br><b>MODEL / ENGINE</b>       | <b>YEAR</b> | <br><b>Dia.</b><br><b>CYL</b> | <br><b>VT</b><br><b>MT</b> | <br><b>Ø x L</b> |  | <br><b>SM-REF</b> | <br><b>SM-REF.</b> | <br><b>Piston</b><br><b>Dia.</b> | <br><b>SM-REF.</b> | <br><b>SM-REF.</b> |
|---|-------------|---|--|---|--|---|--|--|--|--|
| <b>HYUNDAI DIESEL</b><br><br><b>Eng. D4DB</b><br>County 130<br>HD 65 / 72 / 78<br>3907 ccm<br>96 kW (130 PS)    | 04-06-      | 104,00<br>4   |  |   | 3,00<br>2,00<br>3,00   | <b>792496-00-4</b><br>914 Cr S<br>911 IW Cr *<br>947 EX Nit S                                     | -  | 104,00   | -  | -  |
| <b>Eng. D4AF / D4AL</b><br><b>Eng. D4DB / D4DC</b><br>HD65 / HD72<br>3298-3907 ccm<br>74-114 kW (100-155 PS)    | 09-         | 104,00<br>4   |  |   | 3,00<br>2,00<br>4,00   | <b>792715-00-4</b><br>913 Cr P *<br>911 IW Cr P<br>947 EX Cr                                      | -  | 104,00   | -  | -  |
| <b>Eng. D6B</b>   |             | 130,00<br>1   |  |   | 3,50<br>3,00<br>4,00   | <sup>*NEW</sup><br><b>792495-00-1</b><br>914 CCL P *<br>911 IF U Cr P*<br>947 EX Cr S             | -  | 130,00   | <sup>*NEW</sup><br><b>952401-1</b><br>A=148,40<br>L=276<br>H=11,50<br>C=158,55<br>F=1,40             | -  |
| <b>Eng. D70 / D6CA</b><br>Samco<br>12920 ccm  |             | 133,00<br>6   | 87,7<br>-<br>-<br>-19,7<br>141,2<br>-<br>MØ=85,9<br>-  | 55<br>x<br>106<br>T   | 3,33<br>3,00<br>4,00   | <b>792408-00-1</b><br>914 Cr P *<br>911 Cr P *<br>947 EX Cr S                                     | <b>802420-00-1</b><br><br>RT / KK  | 133,00   | <b>952402-1</b><br>A=151<br>L=276<br>H=11,57<br>C=160,50<br>F=1,40                                   | -  |
| <b>Eng. D8AX</b><br>15 to Truck<br>18 to Truck<br>16031 ccm   |             | 135,00<br>8   |  |   | 3,31<br>3,00<br>3,00<br>4,00   | <b>792494-00-1</b><br>914 Cr P *<br>911 IW Cr P<br>931 Cr P<br>947 EX Nit                         | -  | 135,00   | -  | -  |
| <b>IFA</b><br><br><b>Eng. 4 VD 14.5</b><br><b>Eng. 12-1 SRW</b><br>IFA W 50<br>6560 ccm<br>50-92 kW (68-124 PS) |             | 120,00<br>4   |  |   | 3,00<br>3,00<br>5,00   | <b>796000-00-1</b><br>910 Cr *<br>911<br>947 EX Cr P  | -  | 120,00   | -  | -  |
| <b>Eng. 4 VD 14 / 121SRW</b><br>ZT 300 / 303 / 304<br>512 / 514 / IFA W50<br>6560 ccm<br>80-92 kW (109-125 PS)  | 76-         | 120,00<br>4   |  |   | 3,50<br>3,50<br>5,00   | <b>796001-00-1</b><br>910 Cr P<br>911 P<br>947 EX Cr P  | -  | 120,00   | -  | -  |

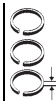


MODEL / ENGINE

YEAR

Dia.  
CYL

Ø x L



SM-REF



SM-REF.

Piston  
Dia.

SM-REF.



SM-REF.

## I H C

## Eng. DD-74

Traktor D217 S/F / D 219  
1217 ccm  
12,5-14 kW (17-19 PS)

87,31  
2

2,38  
2,38  
2,38  
4,74  
4,74

792703-00-1

-

87,31

-

-

## Eng. DD-111 / DU-11

Traktor D 323 / D324 S/D / 326  
Mährescher / D8-62  
1825 ccm  
18/26 kW (24/35 PS)

56-75

87,31  
3

4,74

947 P

## Eng. DD-148 / DU-148

Traktor D 436 S / D 438 S  
DTD 5 / 439  
2434 ccm  
27/28 kW (36 PS)

87,31  
4

## Eng. BD 154

Tractor 238 / 364 / 384 / 414  
424 / 434 / 444 / 2424 / 2444  
2520 ccm  
26 kW (36 PS)

63-

88,90  
4

50,9  
-  
-  
99

28  
x  
77

2,38  
2,38  
2,38  
4,74  
4,74

792704-00-1

802701-00-1

88,90

952701-4

A=93,69  
L=185,7  
H=5,77  
C=101,5

812701-4

## Eng. D 179

633  
2933 ccm  
35-39 kW (48-52 PS)

98,425  
3

67  
-  
-  
-24  
101,5

36  
x  
82

3,16  
2,38  
4,74

792707-00-1

802702-00-1

98,43

952702-1

A=110,75  
L=216,1  
H=7,7  
C=119  
F=1,1

812702-2

## Eng. D 239

684 / 744 / 3500 / TD8  
45-54 kW (61-73 PS)

98,425  
4

## Eng. D 358

1055 / 520 / 630 / 640 / 515  
541 / 943  
Tractor 826 / 886 / 955 / 956  
1046 / 1056 / 2826 / 3288  
5860 ccm  
74-101 kW (100-138 PS)

65-

98,425  
6

## Eng. D 155 / UD 155

Tractor D353 / D383 / D423  
D433 / XV / XE433 / SU533  
2540 ccm  
26/33 kW (36/45 PS)

98,425  
3

67  
-  
-  
-19,9  
107

36  
x  
82

3,16  
2,38  
4,74

792706-00-1

802703-00-1

98,43

952703-1

A=110,75  
L=201,1  
H=7,7  
C=119  
F=1,1

812703-2

## Eng. D 206 / UD 206

Tractor D258 / D584 / D554  
D644 / D645 / E733 / V733  
D884  
3380 ccm  
43 kW (59 PS)

98,425  
4

## Eng. 310 / UD 310


5070 ccm  
63-78,5 kW (85-107 PS)










98,425  
6



MODEL / ENGINE

| YEAR                | <br>Dia.<br>CYL | <br>VT<br>MT | <br>GL | <br>Ø x L | <br>SM-REF           | <br>SM-REF.   | <br>Piston<br>Dia. | <br>SM-REF. | <br>SM-REF. |
|---------------------|-----------------|--------------|--------|-----------|----------------------|---|--------------------|-------------|-------------|
| <b>ISUZU</b>        |                 |              |        |           |                      |   |                    |             |             |
|                     | <b>80,00</b>    |              |        |           |                      |   |                    |             |             |
|                     | <b>4</b>        |              |        |           |                      |   |                    |             |             |
| 89-92               |                 |              |        |           | 1,20<br>1,20<br>3,00 | <b>797926-00-4</b><br>910 Cr S<br>911 P<br>3PC Cr P       | -                  | 80,00       | -           |
|                     | <b>84,00</b>    |              |        |           |                      |   |                    |             |             |
|                     | <b>4</b>        |              |        |           |                      |   |                    |             |             |
| 69-87<br>77-84      |                 |              |        |           | 2,00<br>2,00<br>4,00 | <b>797936-00-4</b><br>910 IF Cr P *<br>911<br>3PC Cr P    | -                  | 84,00       | -           |
|                     | <b>86,00</b>    |              |        |           |                      |   |                    |             |             |
|                     | <b>4</b>        |              |        |           |                      |   |                    |             |             |
|                     |                 |              |        |           | 1,50<br>1,50<br>3,00 | <b>793535-00-4</b><br>910 IF Nit S<br>931 P<br>3PC Cr P   | -                  | 86,00       | -           |
|                     |                 |              |        |           |                      |   |                    |             |             |
|                     |                 |              |        |           |                      | <b>793535-50-4</b>  | -                  | 86,50       | -           |
|                     | <b>86,00</b>    |              |        |           |                      |   |                    |             |             |
|                     | <b>4</b>        |              |        |           |                      |   |                    |             |             |
| 02-                 |                 |              |        |           | 1,20<br>1,50<br>2,50 | <b>793562-00-4</b><br>910 Nit S<br>931 P<br>3PC Cr        | -                  | 86,00       | -           |
|                     |                 |              |        |           |                      |   |                    |             |             |
|                     |                 |              |        |           |                      | <b>793562-50-4</b>  | -                  | 86,50       | -           |
|                     | <b>89,00</b>    |              |        |           |                      |   |                    |             |             |
|                     | <b>4/6</b>      |              |        |           |                      |   |                    |             |             |
| 96-00               |                 |              |        |           | 1,50<br>1,50<br>3,00 | <b>797929-00-4</b><br>910 IF Cr *<br>931 P<br>3PC Cr P    | -                  | 89,00       | -           |
| <b>ISUZU DIESEL</b> |                 |              |        |           |                      |   |                    |             |             |
|                     | <b>76,00</b>    |              |        |           |                      |   |                    |             |             |
|                     | <b>4</b>        |              |        |           |                      |   |                    |             |             |
| 88-90<br>74-90      |                 |              |        |           | 2,00<br>1,50<br>3,00 | <b>793503-00-4</b><br>910 Cr *<br>911 P<br>947 EX Cr      | -                  | 76,00       | -           |
|                     |                 |              |        |           |                      |   |                    |             |             |
|                     |                 |              |        |           |                      | <b>798087-00-4</b> <sup>*NEW*</sup>                       | -                  | 76,00       | -           |
|                     |                 |              |        |           | 2,00<br>1,50<br>3,00 | 910 Cr P *<br>911 Cr<br>947 EX Cr P                       |                    |             |             |
|                     | <b>79,00</b>    |              |        |           |                      |   |                    |             |             |
|                     | <b>4</b>        |              |        |           |                      |   |                    |             |             |
| 90-93               |                 |              |        |           | 2,00<br>1,50<br>3,00 | <b>793540-00-4</b><br>910 IF Cr *<br>931 P<br>947 EX Cr P | -                  | 79,00       | -           |
|                     |                 |              |        |           |                      |   |                    |             |             |
|                     |                 |              |        |           |                      | <b>793540-10-4</b>  | -                  | 80,00       | -           |
|                     | <b>88,00</b>    |              |        |           |                      |   |                    |             |             |
|                     | <b>4</b>        |              |        |           |                      |   |                    |             |             |
| 89-                 |                 |              |        |           | 2,00<br>2,00<br>4,00 | <b>793523-00-4</b><br>910 Cr P *<br>930 IF P<br>947 EX P  | -                  | 88,00       | -           |
|                     |                 |              |        |           |                      |   |                    |             |             |
|                     |                 |              |        |           |                      |   |                    |             |             |
| 83-91               |                 |              |        |           |                      |   |                    |             |             |

| <br><b>MODEL / ENGINE</b>                                  | <b>YEAR</b> | <br><b>Dia.</b><br><b>CYL</b> | <br>KH GL<br>VT BU<br>MT | <br>$\varnothing \times L$ |  | <br><b>SM-REF</b>       | <br><b>SM-REF.</b> | <br><b>Piston</b><br><b>Dia.</b> | <br><b>SM-REF.</b> | <br><b>SM-REF.</b> |
|--|-------------|---|--|---|--|---|--|--|--|--|
| <b>ISUZU DIESEL</b><br><br><b>Eng. 4JB1</b><br>Truck / Elf 150<br>2771 ccm<br>42 kW (57 PS)  |             | <b>93,00</b><br>4   |  |   | 2,00<br>2,00<br>4,00   | <b>798030-00-4</b><br>910 P *<br>931 P<br>947 EX P<br><small>for chrome plated cylinder</small>         | -  | 93,00  | -  | -  |
| <b>Eng. 4JB1</b><br>Bighorn / ELF 150 KAD 42<br>Trooper<br>2771 ccm<br>42 kW (57 PS)   | 84-86       | <b>93,00</b><br>4   |  |   | 2,00<br>2,00<br>4,00   | <b>798154-00-4</b><br>910 Cr *<br>931 P<br>947 EX Cr  | -  | 93,00  | -  | -  |
| <b>Eng. 4JG2</b><br>Amigo / Bighorn / Rodeo<br>Trooper<br>3059 ccm<br>85 kW (115 PS)   | 80-97       | <b>95,40</b><br>4   |  |   | 2,50<br>2,00<br>4,00   | <b>798080-00-4</b><br>910 IF P<br>911 IF P<br>947 EX Nit S<br><small>for chrome plated cylinder</small> | -  | 95,40  | -  | -  |
|  |             |   |  |   | 2,50<br>2,00<br>4,00   | <b>798103-00-4</b><br>910 IF Cr<br>911 IF P<br>947 EX Nit S   | -  | 95,40  | -  | -  |
| <b>Eng. DA120</b><br>6126 ccm  | 65-81       | <b>100,00</b><br>6  |  |   | 2,50<br>2,50<br>2,50<br>5,00   | <b>798106-00-2</b><br>910 Cr S<br>911 IW P<br>931 P<br>947 EX Cr  | -  | 100,00   | -  | -  |
| <b>Eng. DA220</b><br>4038 ccm  |             | <b>100,00</b><br>4  |  |   | 2,50<br>2,50<br>2,50<br>5,00   | <b>798108-00-2</b><br>910 Cr *<br>911 P<br>931 P<br>947 EX Cr   | -  | 100,00   | -  | -  |
| <b>Eng. GD150</b><br>5654 ccm  |             | <b>100,00</b><br>6  |  |   | 2,50<br>2,50<br>5,00   | <b>798109-00-2</b><br>910 Cr *<br>911 P<br>947 EX Cr  | -  | 100,00   | -  | -  |
| <b>Eng. DA640S</b><br>Truck TXD 13 / 23 / 53 / 60<br>SFR 320 / 420 / 460 / 500 / 600<br>TSD43 / TWD23<br>Bus BA20 / 20P / BF30<br>6373 ccm |             | <b>102,00</b><br>6  |  |   | 3,50<br>2,50<br>2,50<br>5,00   | <b>798042-00-1</b><br>914 Cr *<br>931 P<br>931 P<br>947 EX Cr   | -  | 102,00   | -  | -  |
| <b>Eng. D640PP</b><br>industrial engine<br>6373 ccm  |             | <b>102,00</b><br>6  |  |   | 3,00<br>2,50<br>2,50<br>5,00   | <b>798044-00-1</b><br>910 Cr<br>931 P<br>931 P<br>947 EX Cr   | -  | 102,00   | -  | -  |

| MODEL / ENGINE   | YEAR        |  Dia.<br>CYL |  KH<br>GL<br>VT<br>MT<br>BU |  Ø x L |  |  SM-REF                                |  SM-REF. |  Piston<br>Dia. |  SM-REF. |  SM-REF. |                    |   |       |       |       |   |
|--|-------------|--|---|---|--|--|--|---|--|--|--------------------|---|-------|-------|-------|---|
| <b>ISUZU DIESEL</b>  |             |  |   |   |  |  |  |   |  |  |                    |   |       |       |       |   |
| <b>Eng. 4BB1</b><br>3595 ccm<br>59-74 kW (80-100 PS)   |             | <b>102,00</b><br>4   |   |   | 3,00<br>2,50<br>5,00   | <b>798045-00-2</b><br>911 P<br>931 P<br>947 EX P<br><i>for chrome plated cylinder</i>                                  | -  | 102,00  | <b>*NEW*</b><br><b>958001-1</b><br>A=105<br>L=204<br>H=1,32<br>C=112<br>chrome             | -  |                    |   |       |       |       |   |
| <b>Eng. 4BD1 / 4BD1T</b><br>3856 ccm<br>64-100 kW (120-135 PS)   |             |  |   |   |  |  |  |   |  |  |                    |   |       |       |       |   |
| <b>Eng. 6BB1</b><br>5393 ccm   |             | <b>102,00</b><br>6   |   |   |  |  |  |   |  |  |                    |   |       |       |       |   |
| <b>Eng. 6BD1</b><br>5785 ccm   |             |  |   |   |  |  |  |   |  |  |                    |   |       |       |       |   |
| <b>Eng. 6BD1-T</b><br>5785 ccm<br>132 kW (179 PS)  |             |  |   |   |  |  |  |   |  |  |                    |   |       |       |       |   |
| <b>Eng. 8MA1T</b><br>16513 ccm   |             | <b>145,00</b><br>8   |   |   | 4,00<br>3,00<br>6,00   | <b>798072-00-1</b><br>914 Cr *<br>911 Cr P<br>947 EX Cr P  | -  | 145,00  | -  | -  |                    |   |       |       |       |   |
| <b>JAGUAR DIESEL</b>   |             |  |   |   |  |  |  |   |  |  |                    |   |       |       |       |   |
| <b>Eng. AJD</b><br>S-Type 2.7 D<br>XF 2.7 D<br>XJ 6 2.7 D<br>2720 ccm<br>152 kW (207 PS)   | 04-07       | <b>81,00</b><br>6  |   |   | 2,00   | <b>793728-00-2</b><br>910 IF CCL *<br>911 IF U<br>947 EX Cr *  | -  | 81,00   | -  | -  |                    |   |       |       |       |   |
|  | 08-05-09    |  |   |   | 2,00   |  |  |   |  |  |                    |   |       |       |       |   |
|  |             |  |   |   | 2,00<br>2,00<br>3,00   | <b>793788-00-2</b><br>910 IF CCL *<br>911 IF U<br>947 EX Cr *  | -  | 81,00   | -  | -  |                    |   |       |       |       |   |
| <b>Eng. 306DT Euro 5</b><br><b>Eng. AJV6D</b><br>XF 3.0 D<br>XF 3.0 D AWD<br>XF Sportbrake 3.0 D<br>XJ 3.0 V6 D<br>2993 ccm<br>155-202 kW (211-275 PS) | 09-12-12-09 | <b>84,00</b><br>6  |   |   | 2,00<br>2,00<br>2,00   | <b>793772-00-2</b><br>910 IF CCL P *<br>911 IF U P<br>947 EX Cr *  | -  | 84,00   | -  | -  |                    |   |       |       |       |   |
| <b>Eng. 224DT</b><br>XF 2.2 D<br>XF Sportbrake 2.2 D<br>2179 ccm<br>110-147 kW (150-200 PS)  | 11-12-      | <b>85,00</b><br>4  |   |   | 2,50<br>2,00<br>2,00   | <b>791120-00-4</b><br>916 CCL P *<br>911 IF U P<br>947 EX Nit S  | -  | 85,00   | -  | -  |                    |   |       |       |       |   |
|  |             |  |   |   |  |  |  |   |  |  | <b>791120-50-4</b> | - | 85,50 | -     | -     |   |
| <b>Eng. LJ46G</b><br><b>Eng. QJBA (Duratorq)</b><br>X-Type 2.2 D<br>X-Type Estate 2.2 D<br>2198 ccm<br>107-114 kW (146-155 PS)                         | 05-09       | <b>86,00</b><br>4  |   |   | 2,00<br>2,00<br>2,00   | <b>792068-00-4</b><br>910 IF CCL<br>931 P<br>947 EX Cr * P<br><b>*NEW*</b><br><b>792068-20-4</b><br><b>792068-50-4</b> | -  | 86,00   | -  | -  | -                  |   |       |       |       |   |
|  |             |  |   |   |  |  |  |   |  |  |                    |   | -     | 86,20 | -     | - |
|  |             |  |   |   |  |  |  |   |  |  |                    |   |       | -     | 86,50 | - |



MODEL / ENGINE

YEAR



Dia.  
CYL



KH  
GL  
VT  
MT  
BU



Ø x L



SM-REF



SM-REF.



Piston  
Dia.



SM-REF.



SM-REF.

**JOHN DEERE**

**820 / 920**

Eng. 153.310/510  
2490 ccm  
23,5/29,5 kW (32/40 PS)

98,00  
3

2,38 910 Cr  
2,38 911 P  
5,00 947 EX Cr P

**793450-00-1**

-

98,00

-

-

**Tractor T 100 / 1.010  
Combine HJ-LO  
220 Crawler JD 450  
Skidder 440  
Tractor T 700**

Eng. 204 / 710  
3320 ccm  
37 kW (50 PS)

98,00  
4

64-67

98,00  
6

**3120**

Eng. 6303 DL 01  
4975 ccm  
59,5 kW (81 PS)

**Combine 630 / 730**

Eng. A 6.354  
5800 ccm  
64/70/76,5/81 kW  
(87/95/104/110 PS)

98,48  
4

2,38 910 IF Cr  
2,38 910 IW P  
2,38 910 IW P  
6,33 947 P  
6,33 946 P

**793608-00-2**

-

98,48

-

-





MODEL / ENGINE

YEAR



Dia.  
CYL



VT  
MT



Ø x L



SM-REF



SM-REF.



Piston  
Dia.



SM-REF.



SM-REF.

**JOHN DEERE**

**Eng. 300 NA / 3179 D**

2940 ccm  
28-41 kW (38-56 PS)

106,50  
3

3,16  
2,38  
3,50

**793451-00-1**  
914 Cr P \*  
911 IF U P  
947 EX Cr P

106,50

**Eng. 3239 DL 01**

3030 / 3040 / 3050 / 3130 / 3140  
3350 / 3640  
2938 ccm  
41 kW (56 PS)

106,50  
4

**Eng. 300 NA / 4039 D**

**Eng. 4239 T/TL**  
840 / 940 / 1040 / 1140 / 1350  
1447 / 1550 / 1630 / 1640 / 1745  
1750 / 1840 / 1845 / 1850 / 1950  
2040 / 2130 / 2140 / 2250 / 2450  
2650 / 2850 / 3030 / 3040 / 3050  
3130 / 3140 / 3350 / 3640 / 4050  
3920 ccm  
60-67 kW (62-85 PS)

**Eng. 300 NA / 4045 D**

4524 ccm  
63 kW (85 PS)

**Eng. 4239 DL 01**

840 / 940 / 1040/1140/1350  
1447 / 1550 / 1630 / 1640 / 1745  
1750 / 1840 / 1845 / 1850 / 1950  
2040 / 2130 / 2140 / 2250 / 2450  
2650 / 2850 / 4050  
3918 ccm  
46-55 kW (62-75 PS)

**Eng. 300 NA / 6059 D**

5878 ccm  
89 kW (120 PS)

106,50  
6

**Eng. 300 NA / 6068 D**

6786 ccm  
97 kW (130 PS)

73-

**Eng. 6359 DL 01 / DL**

**Eng. 6359 TZ 01/02**  
1040 / 1140 / 1350 / 1447 / 1550  
1630 / 1640 / 1745 / 1750 / 1840  
1845 / 1850 / 1950 / 2030 / 2040  
2130 / 2140 / 2250 / 2450 / 2650  
2850 / 3040 / 3140  
5876 ccm  
66-82,5 kW (90-112 PS)

**Eng. 6359 T**

840 / 940 / 1040 / 1350 / 1447  
1550 / 1630 / 1640 / 1745 / 1750  
1840 / 1845 / 1850 / 1950 / 2040  
2130 / 2140 / 2250 / 2450 / 2650  
2850 / 3030 / 3040 / 3050 / 3130  
3140 / 3350 / 3640 / 4040 / 4050  
5880 ccm  
82/102 kW (112/139 PS)



MODEL / ENGINE

YEAR



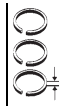
Dia.  
CYL



KH GL  
VT BU  
MT



Ø x L



SM-REF



SM-REF.



Piston  
Dia.



SM-REF.



SM-REF.

**KAMAZ**

**Eng. 5320 / 5410 / 5511**  
**Eng. 53202 / 53212**  
740  
10850 ccm  
155 kW (211 PS)

120,00  
V8

3,00  
3,00  
5,00

**794802-00-1**  
913 Cr P \*  
913 Cr P \*  
947 EX Cr P

-

120,00

-

-

**Eng. 7401 / 7-40**  
Bus PA 3-4202 / KAB 3-5252  
10852 ccm

120,00  
V10

**Eng.**  
13565 ccm  
191,5 kW (260 PS)

**KHD**

**Eng. F1L 208 D**

80,00  
1

49  
-  
-15,9  
84,85

28  
x  
65,85

2,50  
2,50  
5,00

**791545-00-1**  
910 Cr P  
931 P  
947 EX Cr

**801508-00-1**

80,00

-

-

**Eng. F2L 208F**  
**Eng. F1L 208F**  
D82  
Kompressoren Bosch / Volvo  
Einbaumotor Volvo

82,00  
1

2,50  
2,00  
3,00

**791559-00-1**  
910 IF Cr P  
911 IF U P  
947 EX Cr

-

82,00

-

-

**Eng. F1L / F2L 310**

85,00  
1/2

2,00  
2,00  
2,00  
5,00

**791516-00-1**  
910 Cr P  
911 IF  
911 IF  
948 P

-

85,00

-

-

**Eng. F3L / F4L 310**

85,00  
3/4

**Eng. F1L 612**

90,00  
1

2,50  
2,50  
2,50  
5,00  
5,00

**791528-00-1**  
910 IF Cr  
911 Fe  
931 Fe  
948 P  
948 P

-

90,00

-

-

**Eng. F2L 612**

90,00  
2

**Eng. F3L 612**

90,00  
3

**Eng. F2L 1011**  
1366 ccm  
18-22 kW (25-30 PS)

91,00  
2

55,17  
-  
-  
-19,81

26  
x  
65

2,00  
2,00  
3,00

**791512-00-1**  
910 Cr  
911 IF P  
947 EX P

**801511-00-1**

91,00

**951511-1**  
A=94,01  
L=180,5  
H=4,56  
C=99

-

**Eng. F3L 1011**  
2049 ccm  
27-33 kW (37-45 PS)

91,00  
3

86,27  
-  
MØ=40

2,00  
2,00  
3,00

**791512-50-1**  
910 Cr  
911 IF P  
947 EX P

**801511-50-1**

91,50

-

-

**Eng. F4L 1011**  
2732 ccm  
36-44 kW (49-60 PS)

91,00  
4

**Eng. F1L 411 D**  
698 ccm  
4,8-17,7 kW (6,5-24 PS)

92,00  
1

2,50  
2,50  
2,50  
5,00

**791517-00-1**  
914 Cr \*  
911 P  
911 P  
947 EX Cr

-

92,00

-

-

**Eng. F2L 411 D**  
1395 ccm  
4,8-17,7 kW (6,5-24 PS)

92,00  
2

2,50  
2,50  
2,50  
5,00

**791517-00-1**  
914 Cr \*  
911 P  
911 P  
947 EX Cr

-

92,00

-

-



MODEL / ENGINE

YEAR

Dia.  
CYL61,2  
-  
-18,4  
9834  
x  
783,00  
2,00  
3,00

SM-REF



SM-REF.

Piston  
Dia.

SM-REF.



SM-REF.

**KHD****Eng. BF4M 1012**3192 ccm  
47-65 kW (64-89 PS)94,00  
461,2  
-  
-18,4  
9834  
x  
783,00  
2,00  
3,00791522-00-1  
914 Cr \*  
911 P  
947 EX Cr801512-00-1  
RT

94,00

951512-1  
A=98,5  
L=196  
H=5  
C=102,5

-

**Eng. BF3L 2011**2332 ccm  
42-45 kW (57-61 PS)94,00  
32,00  
2,00  
3,00791527-00-1  
910 Cr \*  
911 IF U P  
947 EX Cr

-

94,00

-

-

**Eng. BF4L 2011**3110 ccm  
55-58 kW (75-79 PS)94,00  
4**Eng. D 2011 L2**Euro 3  
1555 ccm  
23 / 24 kW (31/33 PS)94,00  
23,00  
2,00  
3,00791560-00-1  
914 Cr \*  
911 IF U P  
947 EX Cr

-

94,00

-

-

**Eng. BF3L 2011****Eng. BF3M 2011**  
**Eng. D 2011 L3**  
Euro 3  
2330 ccm  
36-49 kW (49-61 PS)94,00  
3**Eng. BF4 L 2011****Eng. BF4M 2011**  
**Eng. BF4M 2011 C**  
3110 ccm  
58-65 kW (80-84 PS)**Eng. F1L 812**Tractor D15  
850 ccm  
8/9 kW (11/12,2 PS)95,00  
168  
-  
-5  
125,635  
x  
802,50  
2,50  
2,50  
5,00791518-00-1  
910 IF Cr  
911 IF  
911 IF  
947 EX

801518-00-1

95,00

951518-4  
A=115  
L=217,6  
H=132,6  
C=105

811518-4

**Eng. F2L 812**Tractor D30 / D2505 / D3005  
1700 ccm  
14,5-22 kW (20-30 PS)95,00  
2**Eng. F3L 812**Tractor D4005 / D4505 / D40  
2550 ccm  
24,5-31,5 kW (33-43 PS)95,00  
3**Eng. F4L 812**Tractor D50 / D5005 / D6005  
3400 ccm  
33-39 kW (45-53 PS)95,00  
4**Eng. F6L 812**D15 / D30 / S / D2505 / S3005  
D40L / D4005 / D4505....  
5100 ccm  
48,5-73,5 kW (66-100 PS)

63-67

95,00  
6



MODEL / ENGINE

YEAR



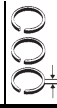
Dia.  
CYL



KH GL  
VT BU  
MT



Ø x L



SM-REF



SM-REF



SM-REF.



Piston  
Dia.



SM-REF.












SM-REF.

| MODEL / ENGINE   | YEAR  | Dia.<br>CYL  | KH GL<br>VT BU<br>MT | Ø x L | SM-REF  | SM-REF. | Piston<br>Dia. | SM-REF. | SM-REF. |
|--|-------|--------------|----------------------|-------|---|---------|----------------|---------|---------|
| <b>KHD</b><br>Eng. F1L / F2L / F3L 712<br>Eng. F4L / F5L / F6L 712 | 63-67 | 95,00<br>1-6 |                      |       | 2,50 910 IF Cr<br>2,50 911 IF<br>2,50 911 IF<br>5,00 947 EX<br>5,00 946 P | -       | 95,00          | -       | -       |
| Eng. FL 210  |       | 95,00<br>1   |                      |       | 2,50 910 IF Cr<br>2,55 911 IF U<br>5,00 947 EX P                          | -       | 95,00          | -       | -       |
| Eng. BF4M 2013 C<br>Euro 3<br>3800 ccm<br>125 kW (170 PS)          |       | 98,00<br>4   |                      |       | 3,00 914 IW Cr *<br>2,00 911 IF U P<br>3,00 947 EX Nit                    | -       | 98,00          | -       | -       |
| Eng. BF6M 2012 C<br>Euro 2   |       | 98,00<br>6   |                      |       |   |         |                |         |         |
| Eng. TCD 2012<br>Euro 3<br>5700 ccm<br>80-155 kW (109-209 PS)      |       |              |                      |       |   |         |                |         |         |
| Eng. BF6M 2013 C<br>Euro 3   |       |              |                      |       |   |         |                |         |         |
| Eng. TAD 620 VE<br>Euro 2<br>5703 ccm<br>92-190 kW (160-258 PS)    |       |              |                      |       |   |         |                |         |         |












MODEL / ENGINE

| YEAR   | Dia.<br>CYL   | KH<br>VT<br>MT | GL<br>BU             | Ø x L  | SM-REF       | SM-REF.                                   | Piston<br>Dia.   | SM-REF.         | SM-REF.  |                 |   |
|--|---|----------------|----------------------|--|--------------|---|--|-----------------|--|-----------------|---|
| <b>KHD</b>   |   |                |                      |  |              |   |  |                 |  |                 |   |
|  | <b>Eng. F2L 912 D</b><br>1884 ccm<br>18-25 kW (24-34 PS)    | 100,00<br>2    | 71,9<br>5,7          | 35<br>x  | 3,00<br>2,50 | <b>791506-00-1</b><br>914 Cr P *<br>911 P | 801501-00-1  | 100,00          | <b>951502-1</b><br>A=110<br>L=222,3<br>H=137,3<br>C=120  | <b>811501-1</b> |   |
|  |   |                |                      |  |              |   |  |                 |  |                 | -21,4   |
|  | <b>Eng. F3L 912 D</b><br>2826 ccm<br>26-44 kW (35-60 PS)    | 100,00<br>3    | 123,6                | 5,00   | 947 EX Cr    | <b>791506-50-1</b>                        | 801501-50-1  | 100,50          | <b>951508-1</b><br>A=110<br>L=222,3<br>H=136,8<br>C=120  | <b>811513-1</b> |   |
|  |   |                |                      |  |              |   |  |                 |  |                 | <b>Eng. F4L 912 D</b><br>3770 ccm<br>19-59 kW (20-80 PS)  |
|  | <b>Eng. F5L 912 D</b><br>4712 ccm<br>40-78 kW (54-106 PS)   | 100,00<br>5    |                      |  |              | <b>791596-00-1</b><br>914 Cr P *<br>911 P | -  | 100,00          | -  | -               |   |
|  |   |                |                      |  |              |   |  |                 |  |                 | <b>Eng. F6L 912 D</b><br>5655 ccm<br>42-92 kW (57-125 PS) |
|  | 71,9<br>-5,7<br>-1,1<br>21,4<br>123,6<br>37<br>MØ=55,0<br>5 | 35<br>x<br>80  | 3,00<br>2,50<br>5,00 | <b>791529-00-1</b><br>914 Cr *<br>911 P<br>947 EX Cr | 801502-00-1  | 100,00                                    | <b>951502-1</b><br>A=110<br>L=222,3<br>H=137,3<br>C=120          | <b>811502-1</b> |  |                 |   |
|  |   |                |                      |  |              |   |  |                 | 71,8<br>-<br>-<br>-21,4<br>123,6<br>MØ=55<br>-           |                 | 2,94<br>2,00<br>3,50                                      |
|  | <b>Eng. F2L 912 D</b><br>1885 ccm<br>21-28 kW (29-38 PS)    | 100,00<br>2    |                      |  |              | 2,94<br>2,00<br>3,00                      | <b>791539-00-1</b><br>914 IF Cr P *<br>911 IF U P<br>947 EX Cr P | 801520-00-1     |  |                 |   |
|  |   |                |                      |  |              |   |  |                 | <b>Eng. F3L 912</b><br>2826 ccm<br>26 kW (35 PS)         | 100,00<br>3     |   |
| <b>Eng. F4L 912</b><br>3770 ccm<br>38 kW (52 PS)   | 100,00<br>4   |                |                      |  |              |   |  |                 |  |                 |   |
|  |   |                |                      |  |              |   |  |                 | <b>Eng. F5L 912</b><br>4712 ccm<br>58 kW (79 PS)         | 100,00<br>5     |   |
| <b>Eng. F6L 912 D</b><br>5655 ccm<br>42 kW (57 PS) | 100,00<br>6   |                |                      |  |              |   |  |                 |  |                 |   |
|  |   |                |                      |  |              |   |  |                 | <b>Eng. F2L 912 D</b><br>1885 ccm<br>21-28 kW (29-38 PS) | 100,00<br>2     |   |
| <b>Eng. F3L 912</b><br>2826 ccm<br>26 kW (35 PS)   | 100,00<br>3   |                |                      |  |              |   |  |                 |  |                 |   |
|  |   |                |                      |  |              |   |  |                 | <b>Eng. F4L 912</b><br>3770 ccm<br>38 kW (52 PS)         | 100,00<br>4     |   |
| <b>Eng. F5L 912</b><br>4712 ccm<br>58 kW (79 PS)   | 100,00<br>5   |                |                      |  |              |   |  |                 |  |                 |   |
|  |   |                |                      |  |              |   |  |                 | <b>Eng. F6L 912 D</b><br>5655 ccm<br>42 kW (57 PS)       | 100,00<br>6     |   |

| MODEL / ENGINE   | YEAR |  Dia.<br>CYL |  KH<br>VT<br>MT |  Ø x L |  |  SM-REF |  SM-REF. |  Piston<br>Dia. |  SM-REF. |  SM-REF. |
|--|------|--|---|---|--|---|--|---|--|--|
| <b>KHD</b>   |      |  |   |   |  |   |  |   |  |  |
| <b>Eng. BF4L 912</b><br><b>Eng. F4L 912</b>                    |      | <b>100,00</b><br>4   |   |   | 2,94<br>2,50<br>3,50   | <b>791551-00-2</b><br>914 IF Cr P *<br>911 P<br>947 EX Cr                               | -  | 100,00  | -  | -  |
| <b>Eng. BF6L 912</b><br><b>Eng. F6L 912</b>                    |      | <b>100,00</b><br>6   |   |   |  |   |  |   |  |  |
| <b>Eng. F4L 912 D</b><br>3770 ccm<br>19-59 kW (20-80 PS)       |      | <b>100,00</b><br>4   | 71,9<br>5,7<br>-  | 35<br>x<br>80   | 2,94<br>2,00<br>3,00   | <b>791562-00-1</b><br>914 IF Cr P *<br>911 IF U P<br>947 EX Cr P                        | <b>801513-00-1</b><br><br>AK   | 100,00  | -  | -  |
| <b>Eng. F6L 912 D</b><br>5655 ccm<br>42-92 kW (57-125 PS)      |      | <b>100,00</b><br>6   | -21,4<br>MØ=55<br>123,6   |   |  |   |  |   |  |  |
| <b>Eng. BF 4M 2012</b><br>4038 ccm<br>74-75 kW (101-102 PS)    | 01-  | <b>101,00</b><br>4   |   |   | 2,50<br>2,00<br>3,00   | <b>791569-00-2</b><br>914 IF Cr *<br>911 IF U P<br>947 EX Cr P                          | -  | 101,00  | -  | -  |
| <b>Eng. BF 4M 2012 C</b><br>4038 ccm<br>93-103 kW (126-140 PS) |      | <b>101,00</b><br>4   |   |   |  |   |  |   |  |  |
| <b>Eng. 6M 2012 C</b><br>6057 ccm<br>140-155 kW (190-211 PS)   |      | <b>101,00</b><br>6   |   |   |  |   |  |   |  |  |
| <b>Eng. F3L 912 F</b><br>3064 ccm<br>43 kW (58,5 PS)           |      | <b>102,00</b><br>3   |   |   | 2,94<br>2,50<br>3,50   | <b>791538-00-1</b><br>914 IF Cr *<br>911<br>947 EX Cr                                   | -  | 102,00  | -  | -  |
| <b>Eng. F4L 912 F</b><br>4086 ccm<br>62 kW (84 PS)             |      | <b>102,00</b><br>4   |   |   |  |   |  |   |  |  |
| <b>Eng. F5L 912 F</b><br>5107 ccm<br>78 kW (106 PS)            |      | <b>102,00</b><br>5   |   |   |  |   |  |   |  |  |
| <b>Eng. F6L 912 F</b><br>6128 ccm<br>92 kW (125 PS)            |      | <b>102,00</b><br>6   |   |   |  |   |  |   |  |  |
| <b>Eng. F3L 913 D</b><br>3060 ccm<br>42-45 kW (57-61 PS)       |      | <b>102,00</b><br>3   | 69,1<br>6<br>-  | 35<br>x<br>80   | 3,00<br>2,50<br>2,50   | <b>791519-00-1</b><br>914 Cr *<br>911 P<br>911 P  | <b>801505-00-1</b><br><br>RT / KK  | 102,00  | <b>951503-1</b><br>A=110<br>L=222,5<br>H=137,3<br>C=120                                    | <b>811504-1</b>  |
| <b>Eng. F4L 913 D</b><br>4086 ccm<br>55 kW (75 PS)             |      | <b>102,00</b><br>4   | -16,6<br>123,6  |   | 5,00   | 947 EX Cr   |  |   |  |  |
| <b>Eng. F6L 913 D</b><br>6128 ccm<br>81-96 kW (110-132 PS)     |      | <b>102,00</b><br>6   |   |   |  | <b>791519-50-1</b>  | <b>801505-50-1</b>   | 102,50  | <b>951509-1</b><br>A=110<br>L=222,5<br>H=136,8<br>C=120                                    | <b>811509-1</b>  |
|  |      |  |   |   | 3,00<br>2,50<br>2,50<br>5,00   | <b>791507-00-1</b><br>914 Cr *<br>911 IF U Cr<br>911<br>947 EX Cr                       | -  | 102,00  | -  | -  |



MODEL / ENGINE

|  | YEAR |  Dia.<br>CYL |  KH<br>VT<br>MT |  GL<br>BU |  Ø x L |  SM-REF |  SM-REF. |  Piston<br>Dia. |  SM-REF. |  SM-REF. |
|--|------|--|---|---|--|---|--|---|--|--|
| <b>KHD</b><br><br><b>Eng. BF4L 913/C</b><br>4086 ccm<br>64 kW (87 PS)<br><br><b>Eng. BF6L 913/C</b><br>6128 ccm<br>131 kW (178 PS) | 73-  | <b>102,00</b><br>4   | 69,1<br>6<br>-<br>-17,6<br>123,6  |   | 40<br>x<br>80  | <b>791534-00-1</b><br>914 IF Cr *<br>917 Cr<br>947 EX Cr                                | <b>801503-00-1</b><br><br>RT / KK<br><br><b>801503-50-1</b>                                | 102,00<br><br><br>102,50  | <b>951503-1</b><br>A=110<br>L=222,5<br>H=137,3<br>C=120                                    | <b>811503-1</b>  |
|  | 80-  | <b>102,00</b><br>6   |   |   |  |   |  |   | <b>951504-1</b><br>A=110<br>L=220,4<br>H=134,9<br>C=124,5                                  | -  |
|  |      |  |   |   |  |   |  |   |  | <b>951509-1</b><br>A=110<br>L=222,5<br>H=136,8<br>C=120                                    |
| <b>Eng. BF6L 913 FC</b><br>D 2506 / D 7506 / D5206   |      | <b>102,00</b><br>6   |   |   |  | 3,00 914 Cr *<br>3,00 917 Cr<br>2,50 911<br>5,00 947 EX Cr                              | -  | 102,00  | -  | -  |
|  |      |  |   |   |  | <b>791565-00-1</b><br>2,94 914 IF Cr *<br>3,00 917 Cr<br>2,50 911<br>5,00 947 EX Cr     | -  | 102,00  | -  | -  |
| <b>Eng. BF4L 913</b><br>4086 ccm<br>64 kW (87 PS)<br><br><b>Eng. BF6L 913/C</b><br>6128 ccm<br>131 kW (178 PS)                     |      | <b>102,00</b><br>4   |   |   |  | 3,00 914 Cr *<br>3,00 917 Cr<br>5,00 947 EX Cr  | -  | 102,00  | -  | -  |
|  |      | <b>102,00</b><br>6   |   |   |  |   |  |   |  |  |
| <b>Eng. BF4L 913</b><br>4086 ccm<br>64 kW (87 PS)<br><br><b>Eng. BF6L 913/C</b><br>6128 ccm<br>131 kW (178 PS)                     | 73-  | <b>102,00</b><br>4   |   |   |  | 3,00 914 IF Cr *<br>3,00 917 Cr<br>3,50 947 EX Cr                                       | -  | 102,00  | -  | -  |
|  | 73-  | <b>102,00</b><br>6   |   |   |  |   |  |   |  |  |



MODEL / ENGINE

YEAR



Dia.  
CYL



VT  
MT



Ø x L



SM-REF



SM-REF.



Piston  
Dia.



SM-REF.



SM-REF.

**KHD**

**Eng. F3L 913**

3064 ccm  
37-45 kW (50-61 PS)

96-

**102,00**  
3

2,94  
2,50  
2,50  
5,00

**791563-00-1**  
914 IF Cr \*  
911  
911  
947 EX Cr

-

102,00

-

-

**Eng. BF4L 913 T**

**Eng. F4L 913**

**Eng. F4L 913**

4068 ccm  
50-78 kW (75-106 PS)

82-

73-

96-

**102,00**  
4

**Eng. BF6L 913 T**

**Eng. F6L 913**

**Eng. F6L 913**

6128 ccm  
71-96 kW (96-130 PS)

73-

96-

**102,00**  
6

**Eng. F3L 913 / MD / H**

D 3.50 / D 6007  
3060 ccm  
42/45 kW (57/61 PS)

**102,00**  
3

2,94  
2,50  
5,00

**791535-00-1**  
914 IF Cr \*  
911 P  
947 EX Cr

-

102,00

-

-

**Eng. F4L 913 / MD / H**

DX Y / 80 / 3.90 / D 7807  
4086 ccm  
55/64 kW (75/87 PS)

**102,00**  
4

**Eng. F6L 913 / MD / H**

DX 3.50 / 3.90 / 6.30 / D 7807  
DX 120  
6128 ccm  
81/96 kW (110/130 PS)

76-

**102,00**  
6

**Eng. BF 4L 913**

4068 ccm  
47-78 kW (64-106 PS)

**102,00**  
4

2,94  
3,00  
3,50

<sup>\*NEW\*</sup>  
**791540-00-1**  
914 IF Cr \*  
911 P  
947 EX Cr

-

102,00

-

-

**Eng. BF 4L 913 C**

4086 ccm  
78-92 kW (106-125 PS)

**102,00**  
6

**Eng. BF 6L 913 / C**

6128 ccm  
70-142 kW (95-193 PS)

**102,00**  
6





MODEL / ENGINE

YEAR



Dia.  
CYL



Ø x L



SM-REF



SM-REF.



Piston  
Dia.



SM-REF.



SM-REF.

**KHD**

**Eng. BF 4M 1013**  
**Eng. BF 4M 1013 C**  
**Eng. BF 4M 1013 CP**  
Euro 1  
**Eng. BF 4M 1013 E**  
**Eng. BF 4M 1013 EC**  
**Eng. BF 4M 1013 FC**  
Euro 2  
**Eng. TCD 2013 L4 2V**  
Euro 3  
4764 ccm  
63-265 kW (85-360 PS)

**Eng. BF 6M 1013**  
**Eng. BF 6M 1013 C**  
**Eng. BF 6M 1013 CP**  
Euro 1  
**Eng. BF 6M 1013 E**  
**Eng. BF 6M 1013 ECP**  
Euro 2  
**Eng. BF 6M 1013 FC**  
**Eng. TCD 2013 L6 2V**  
Euro 3  
7146 ccm  
88-265 kW (120-360 PS)

108,00  
4

3,00  
2,00  
3,50

**791531-00-1**  
\*NEW\*  
914 IW CCL P \*  
911 IF U P  
947 EX Cr

108,00

-

-

**Eng. TCD 2013 L4 4V**  
**Eng. TCD 2013 L6 4V**  
Schlepper X 710 / 720  
7146 ccm  
140-147 kW (190-200 PS)

06-

108,00  
4/6

70,9  
-  
-  
-19,6  
107,8  
-  
MØ=64,61  
-

45  
x  
85,6  
T

3,00  
2,00  
3,50

**791531-00-1**  
\*NEW\*  
914 IW CCL P \*  
911 IF U P  
947 EX Cr

**805142-00-1**  
\*NEW\*  
RT

108,00

**955142-1**  
\*NEW\*  
A=118  
L=228  
H=8,06  
C=131,7

**815142-1**  
\*NEW\*  
**925107-1**  
2 x 3,00\*

**Eng. BF4M 1013**  
4764 ccm  
84-93 kW (114-126 PS)

**Eng. BF6M 1013 / C**  
**Eng. BF6M 1013 CP / E**  
Euro 1 / Euro 2  
4764 ccm  
85-190 kW (114-258 PS)

90-

108,00  
4

71,1  
-  
-  
-16,66  
108  
-  
MØ=71  
-

42  
x  
86,5  
T

3,00  
2,00  
3,50

**791553-00-1**  
914 Cr \*  
911 IF U P  
947 EX Cr

**801553-00-1**  
RT

108,00

**951553-1**  
A=120  
L=229,1  
H=9  
C=128,5  
F=1,1

**811553-1**  
**921553-1**  
2 x FP 3,0

**Eng. BF4M 1013 E / EC**  
**Eng. BF4M 1013 FC**  
**Eng. TCD 2013 L4 2V**  
Euro 2  
7146 ccm  
77-140 kW (105-190 PS)

108,00  
4

71,1  
-  
-  
-16,65  
108  
-  
MØ=64

42  
x  
86  
T

3,00  
2,00  
3,50

**791553-00-1**  
914 Cr \*  
911 IF U P  
947 EX Cr

**801554-00-1**  
RT / AK

108,00

-

-

**Eng. BF6M 1013 E**  
**Eng. BF6M 1013 EC**  
**Eng. BF6M 1013 ECP**  
**Eng. TCD 2013 L6 2V**  
Euro 2  
7146 ccm  
85-200 kW (115-272 PS)

108,00  
6

-

-











-

-

-

-

-

| <br><b>MODEL / ENGINE</b>   | <b>YEAR</b>        | <br><b>Dia.</b><br><b>CYL</b> | <br>KH GL<br>VT BU<br>MT | <br>$\varnothing \times L$ |  | <br><b>SM-REF</b>                                 | <br><b>SM-REF.</b> | <br><b>Piston</b><br><b>Dia.</b> | <br><b>SM-REF.</b> | <br><b>SM-REF.</b> |
|---|--------------------|---|--|---|--|---|--|--|--|--|
| <b>KHD</b><br><br><b>Eng. BF4M 1013 EC</b><br><b>Eng. BF4M 1013 FC</b><br>Euro 2<br>4764 ccm<br>100-133 kW (136-181 PS)<br><br><b>Eng. BF6M 1013 CP Euro 1</b><br><b>Eng. BF6M 1013 ECP Euro 2</b><br><b>Eng. BF6M 1013 FC Euro 3</b><br>7146 ccm<br>147-200 kW (200-265 PS)          |                    | <b>108,00</b><br>4<br><br><b>108,00</b><br>6  | 71,1<br>-<br>-<br>-19,75<br>108<br>-<br>MØ=63<br>-   | 42<br>x<br>86<br>T  | 3,00<br>2,00<br>3,50   | <b>791553-00-1</b><br>914 Cr *<br>911 IF U P<br>947 EX Cr   | <b>801524-00-1</b><br><br>RT   | 108,00   | -  | -  |
| <b>Eng. F/A 1-6L 514</b><br>1330-5322 ccm<br>13-53 kW (18-72 PS)<br><br><b>Eng. F/A 6-12L 614</b><br>7980-15960 ccm<br>81-162 kW (110-220 PS)   | 49-75              | <b>110,00</b><br>1/2/3/4<br><br><b>110,00</b><br>V6/8<br>V12  |  |   | 3,00<br>3,00<br>3,00<br>6,00<br>6,00   | <b>791509-00-1</b><br>910 Cr<br>911<br>930<br>947 EX<br>946<br><br><b>791509-50-1</b><br><b>791509-10-1</b><br><b>791509-15-1</b> | -<br><br>-<br>-<br>-   | 110,00<br><br>110,50<br>111,00<br>111,50   | -<br><br>-<br>-<br>-   | -<br><br>-<br>-<br>-   |
| <b>Eng. F8L 413 A</b><br>11310 ccm<br>132,5-171 kW (180,2-233 PS)<br><br><b>Eng. A6/F6 L 413</b><br>8480 ccm<br>120-130 kW (163-177 PS)<br><br><b>Eng. F10 L 413</b><br>14140 ccm<br>200-224,5 kW (272-305,3 PS)<br><br><b>Eng. F12 L 413</b><br>16960 ccm<br>240-250 kW (326-340 PS) |                    | <b>120,00</b><br>V8<br><br><b>120,00</b><br>V6<br><br><b>120,00</b><br>V10<br><br><b>120,00</b><br>V12        | 90,16<br>5,09<br>-<br>-44,55<br>145,25<br>MØ=46  | 45<br>x<br>96   | 3,00<br>3,00<br>3,00<br>6,00   | <b>791526-00-1</b><br>910 Cr *<br>911<br>931<br>947 EX Cr<br><br><b>791526-50-1</b><br><b>791526-10-1</b>                         | <b>801509-00-1</b><br><br>RT / AK  | 120,00<br><br>120,50<br>121,00   | <b>951507-1</b><br>A=134<br>L=255,1<br>H=169,9<br>C=145<br><br>-<br>-<br>-                           | <b>811570-1</b><br><br>-<br>-<br>-   |
| <b>Eng. F4-10 L 413 L/R</b><br>130 D<br>5880-14700 ccm<br>90-224 kW (128-305 PS)<br><br><b>Eng. F12 L 413 L</b><br>17640 ccm<br>269 kW (366 PS)   | 73-77<br><br>71-80 | <b>120,00</b><br>4/5<br>V6/8/10<br><br><b>120,00</b><br>V12   |  |   | 3,50<br>3,00<br>3,00<br>6,00   | <b>791515-00-1</b><br>914 Cr *<br>911<br>931<br>947 EX Cr<br><br>-<br><br><b>791515-10-1</b>                                      | -<br><br>-<br>-  | 120,00<br><br>120,50<br>121,00   | -<br><br>-<br>-  | -<br><br>-<br>-  |

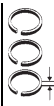


MODEL / ENGINE

YEAR

Dia.  
CYLKH GL  
VT BU  
MT

Ø x L



SM-REF



SM-REF.



SM-REF.

Piston  
Dia.

SM-REF.



SM-REF.

**KHD**

**Eng. BF8 L 413F**  
**Eng. BF8 L 513C**  
12763 ccm  
212-235 kW (288-320 PS)

**125,00**  
V8  
87,4  
5,25  
-  
-27,65  
138,65

45  
x  
107  
3,00  
2,50  
4,00

**791523-00-1**  
914 Cr \*  
911  
947 EX Cr

**801506-00-1**  
RT / KK / HA

125,00

**951505-1**  
A=139  
L=250,76  
H=169,5  
C=150

**811506-1**

**Eng. BF10 L 413F**  
**Eng. BF10 L 513C**  
15945 ccm  
265-294 kW (360-400 PS)

**125,00**  
V10

**791523-50-1**  
**791523-10-1**

-  
-

125,50  
126,00

**951506-1**  
A=139  
L=250,76  
H=169,5  
C=154

**811507-1**

**Eng. BF6 L 413**  
9572 ccm

**125,00**  
6

3,00  
3,00  
4,00

**791542-00-1**  
914 Cr \*  
911 IW U Cr  
947 EX Cr

-

125,00

-

-

**Eng. BF8 L 413**  
12763 ccm

**125,00**  
V8

**Eng. BF10 L 413**  
15945 ccm

**125,00**  
V10

**Eng. BF12 L 413**  
19140 ccm  
177-353 kW (240-480 PS)

**125,00**  
V12

**Eng. F4L 413 FR / R**  
6378 ccm  
83-94 kW (113-128 PS)

75-

**125,00**  
4  
87,4  
5,25  
-  
-47,65  
138,65  
MØ=48

45  
x  
102  
3,00  
2,50  
4,00

**791523-00-1**  
914 Cr \*  
911  
947 EX Cr

**801507-00-1**  
RT / HA

125,00

**951505-1**  
A=139  
L=250,76  
H=169,5  
C=150

**815110-2**

**Eng. F5L 413 F / FR**  
7976 ccm  
109-118 kW (148-160 PS)

75-

**125,00**  
5

**791523-50-1**  
**791523-10-1**

-  
-

125,50  
126,00

**951506-1**  
A=139  
L=250,76  
H=169,5  
C=154

**811512-1**

**Eng. F6L 413 F / FR**  
9572 ccm  
130-141 kW (177-192 PS)

75-

**125,00**  
6

**Eng. F8L 413 F**  
12763 ccm  
188 kW (256 PS)

75-

**125,00**  
V8

**Eng. F10L 413 F**  
15945 ccm  
235 kW (320 PS)

75-

**125,00**  
V10

**Eng. F12L 413F**  
19140 ccm  
282 kW (384 PS)

75-

**125,00**  
V12



MODEL / ENGINE

YEAR

Dia.  
CYLVT  
MT

Ø x L



SM-REF



SM-REF.

Piston  
Dia.

SM-REF.



SM-REF.

**KHD****Eng. BF 6 L 513**9570 ccm  
182 kW (248 PS)125,00  
V63,50  
2,50  
4,00**791533-00-1**  
914 Cr P \*  
911  
947 EX Cr

-

125,00

-

-

**Eng. BF 8 L 513**12763 ccm  
243 kW (330 PS)125,00  
V8**Eng. BF10 L 513**15945 ccm  
304 kW (413 PS)125,00  
V10**Eng. BF12 L 513**19140 ccm  
365 kW (496 PS)125,00  
V12**Eng. F / BF6-12L 513**10038-20076 ccm  
141-282 kW (192-383 PS)128,00  
V6-V123,50  
3,00  
4,00**791532-00-1**  
914 Cr \*  
931 P  
947 EX Cr

-

128,00

-

-

**Eng. BF6M 1015 C/CP**

Euro 1 / Euro 2

**Eng. BF8M 1015 C/CP**

Euro 2

11910 / 15870 ccm  
228-440 kW (310-598 PS)132,00  
6/8

-

-

132,00

**951560-1**  
A=147  
L=268,5  
H=9  
C=158  
F=1,2

-

**Eng. F4M 716**

9160 ccm

135,00  
44,00  
3,00  
3,00  
6,00**791524-00-1**  
910 Cr P \*  
911 Fe  
911 Fe  
947 EX Cr

-

135,00

-

-

**Eng. F6M 716**

13740 ccm

135,00  
6**Eng. F8M 716**

18320 ccm

135,00  
8**Eng. F12M 716**

27480 ccm

135,00  
V12**Eng. BF16M 716**

103-625,5 kW (140-850 PS)

135,00  
V16**KIA****Picanto / Epsilon**Eng. G4HG  
1086 ccm  
48 kW (65 PS)

04-

67,00  
424,5  
-  
-  
-4,5  
48,5  
-  
-  
-1,20  
1,20  
2,00**795370-00-4**  
910 IF Cr S  
931 P  
3PC Nit**805304-00-1**

67,00

-

-

**795370-50-4****805304-50-1**

67,50

-

-











**Picanto**Eng. 1Y0  
998 ccm  
51 kW (69 PS)71,00  
41,00  
1,20  
2,00**795011-00-4**  
910 Nit S  
931 P  
3PC Nit

-

71,00

-

-

| <br><b>MODEL / ENGINE</b>   | <b>YEAR</b>                                   | <br><b>Dia.</b><br><b>CYL</b> | <br><b>VT</b><br><b>MT</b> | <br><b>Ø x L</b> |  | <br><b>SM-REF</b> | <br><b>SM-REF.</b> | <br><b>Piston</b><br><b>Dia.</b> | <br><b>SM-REF.</b> | <br><b>SM-REF.</b> |
|---|---|---|--|---|--|---|--|--|--|--|
| <b>KIA</b><br><br><b>Pride</b><br><b>Rio</b><br>Eng. B3<br>1298 ccm<br>44-72 kW (50-98 PS)  | 86-00<br>00-05                                | <b>71,00</b><br>4   |  |   | 1,20<br>1,50<br>3,00   | <b>798513-00-4</b><br>910 Cr P S<br>911 P<br>3PC Cr<br>*NEW*<br><b>798513-50-4</b>                | -<br>-   | 71,00<br>71,50   | -<br>-   | -<br>-   |
| <b>Pride / Festiva</b><br>Eng. B3<br>1300 ccm   |   | <b>71,00</b><br>4   |  |   | 1,20<br>1,50<br>3,00   | *NEW*<br><b>795367-00-4</b><br>910 Nit S<br>931 P<br>3PC Nit                                      | -  | 71,00  | -  | -  |
| <b>Avella 1.3</b><br><b>Pride 1.3 / I</b><br>Eng. B3<br>1324 ccm<br>44-53 kW (60-73 PS)   | 95-01   | <b>71,00</b><br>4   | 24,7<br>-<br>-2,5<br>-3<br>42,7<br>-<br>MØ=58  | 18<br>x<br>43   | 1,00<br>1,20<br>2,00   | <b>795371-00-4</b><br>910 IF Cr S<br>931 P<br>3PC Cr<br>*NEW*<br><b>795371-50-4</b>               | <b>805311-00-1</b><br><br><b>805311-50-1</b>   | 71,00<br>71,50   | -<br>-   | -<br>-   |
| <b>Picanto 1.2</b><br><b>Rio III 1.25 CVVT</b><br><b>Rio III 125 LPG</b><br>Eng. G4LA<br>1248 ccm<br>51-65 kW (69-88 PS)  | 11-<br>11-<br>11-                             | <b>71,00</b><br>4   |  |   | 1,00<br>1,20<br>2,00   | <b>792493-00-4</b><br>910 IF Cr S<br>931 P<br>3PC Nit<br>*NEW*<br><b>792493-50-4</b>              | -<br>-   | 71,00<br>71,50   | -<br>-   | -<br>-   |
| <b>Pride Euro 4</b>   |   | <b>71,00</b><br>4   |  |   | 1,20<br>1,20<br>2,00   | <b>795375-00-4</b><br>910 Cr S P<br>931 P<br>3PC Nit  | -  | 71,00  | -  | -  |
| <b>Rio</b><br>Eng. DC<br>1493 ccm   |   | <b>75,50</b><br>4   |  |   | 1,20<br>1,20<br>2,50   | <b>795355-00-4</b><br>910 IF Cr S<br>931 P<br>3PC Cr P  | -  | 75,50  | -  | -  |
| <b>Sportage 1.6 GDI</b><br><b>Sportage III 1.6 GDI</b><br><b>Carens IV 1.6</b><br><b>Cee'd 1.6 GDI</b><br><b>Pro Cee'd 1.6 GDI</b><br><b>Soul 1.6 GDI</b><br><b>Soul II 1.6 GDI</b><br>Eng. G4FD Euro 4<br>1591 ccm<br>99 kW (135 PS) | 15-<br>11-<br>13-<br>12-<br>13-<br>11-<br>14- | <b>77,00</b><br>4   |  |   | 1,20<br>1,20<br>2,00   | *NEW*<br><b>792409-00-4</b><br>910 IF Nit S<br>931 P<br>947 EX Cr *                               | -  | 77,00  | -  | -  |
| <b>Sephia / Capital</b><br>Eng. B6E KV 20<br>1597 ccm   | 92-   | <b>78,00</b><br>4   |  |   | 1,50<br>1,50<br>4,00   | <b>798520-00-4</b><br>910 IF Cr S<br>931 P<br>3PC Cr  | -  | 78,00  | -  | -  |
| <b>Spectra</b><br>Eng. B6D<br>1598 ccm<br>81 kW (110 PS)  | 92-99   | <b>78,00</b><br>4   |  |   | 1,20<br>1,20<br>2,50   | <b>795369-00-4</b><br>910 IF Cr S<br>931 P<br>3PC Cr  | -  | 78,00  | -  | -  |



MODEL / ENGINE

YEAR



Dia.  
CYL



VT  
MT



Ø x L



SM-REF



SM-REF.



Piston  
Dia.



SM-REF.



SM-REF.

**KIA**

**Sephia 1.5**

Eng. B6D  
1498 ccm  
59 kW (80 PS)

92-

**78,00**  
4

1,50  
1,50  
3,00

**798532-00-4**  
910 IF Cr S  
931 P  
3PC

-

78,00

-

-

**Carnival 2.5i 24V**

Eng. 25 K4F  
2497 ccm  
129 kW (175 PS)

98-01

**80,00**  
6

1,20  
1,50  
2,50

**790625-00-6**  
910 Cr S Fe  
931 P  
3PC Cr P

-

80,00

-

-

**Carnival**

Eng. 2.5 EGI  
2497 ccm  
110/121 kW (150/165 PS)

98-05

**80,00**  
6

1,20  
1,50  
2,50

**795356-00-6**  
910 Cr S  
931 P  
3PC Cr

-

80,00

-

-

**Clarus 1.8 SLX  
Sephia 1.8 DOHC 16V**

Eng. T8 DOHC  
1793 ccm  
82-85 kW (112-116 PS)

96-01  
96-99

**81,00**  
4

1,50  
1,50  
3,00

**795368-00-4**  
910 IF Cr S  
931 P  
3PC Cr P

-

81,00

-

-

**Optima**

Eng. G4JS / EF2.4  
Eng. Sirius II  
2351 ccm  
100 kW (136 PS)

00-06

**86,50**  
4

1,20  
1,50  
2,80

**792471-00-4**  
910 Nit S  
931 P  
3PC Cr

-

86,50

-

-

**Besta**

2700 ccm

**93,00**  
4

2,00  
2,00  
3,00

**795351-00-4**  
910 Cr \*  
930 P  
947 EX Cr

-

93,00

-

-

**KIA DIESEL**

**Eng. D3FA**

Picanto 1.1 TDI / Rio  
1120 ccm  
51-55 kW (70-75 PS)

**75,00**  
3

1,75  
1,75  
3,00

**792491-00-3**  
910 IF Cr S  
931 P  
947 EX Nit

-

75,00

-

-

**Eng. D4FA**

Cerato / Rio  
1493 ccm  
75-91 kW (102-110 PS)

**75,00**  
4

-

77,20

-

-

**Eng. D4FB**

Carens / Cerato / Soul / Venga  
1582 ccm  
85-94 kW (115-128 PS)

**77,20**  
4

1,75  
1,75  
3,00

**792492-00-4**  
910 IF Cr S  
931 P  
947 EX Nit S

-

77,20

-

-

**Eng. D4EA**

Sportage II 2.0 CRDI  
Carens II 2.0 CRDI  
1991 ccm  
83 kW (113 PS)

04-  
02-

**83,00**  
4

46,3  
-  
-  
-14  
72,3  
-  
MØ=46,8  
-

28  
x  
65,5  
T

2,00  
2,00  
3,00

**792610-00-1**  
914 Nit S  
911 IF U Cr P  
947 EX Cr P

**802414-00-1**  
RT

<sup>\*NEW\*</sup>  
83,00

-

-

**792610-50-1**

**802414-50-1**  
<sup>\*NEW\*</sup>

83,50

-

-



MODEL / ENGINE

YEAR

Dia.  
CYL

Ø x L



SM-REF



SM-REF.

Piston  
Dia.

SM-REF.



SM-REF.

**KIA DIESEL****Eng. HW**Besta 2.2 D  
Sportage 2.2 D  
2184 ccm  
48 kW (65 PS)90-99  
93-**86,00**  
41,50  
1,50  
4,00**798535-00-4**  
910 IF Nit S  
931 P  
3PC Cr P  
**798535-50-4**-  
-86,00  
86,50-  
--  
-**Eng. R2**Bongo / Brawny  
2184 ccm90-99  
93-**86,00**  
42,00  
2,00  
4,00**798600-00-4**  
910 IF Cr S  
911 IW Cr  
947 EX Cr-  
-

86,00

-  
--  
-**Eng. NB7**Sportage / Sportage Turbo  
2184 ccm

93-

**86,00**  
42,00  
2,00  
3,00**798656-00-4**  
910 IF Cr S  
911 IW Cr  
947 EX Nit S-  
-

86,00

-  
--  
-**Eng. D4CB L / W**Sorento 2.5 CRDi 16V  
2497 ccm  
125 kW (170 PS)

04-

**91,00**  
42,50  
2,00  
3,00**792481-00-4**  
913 Nit S  
911 IW U Cr  
947 EX Nit S  
**792481-01-4**-  
-91,00  
91,10-  
--  
-**J2 / JS 2700**Frontier-Pregio 2.7 D  
2665 ccm  
61 kW (83 PS)

96-

**94,50**  
450  
-  
-  
-  
81,7  
-  
-  
-30  
x  
76  
T2,00  
2,00  
3,00**795360-00-4**  
910 Cr P S  
911 IW Cr  
947 EX Nit S**805305-00-1**  
\*NEW  
RT

94,50

**955301-1**  
\*NEW  
A=97,5  
L=167,6  
H=3,8  
C=104,4  
F=0,5

-

**K 3000 JT**K3600  
3600 ccm90-99  
93-**98,00**  
42,00  
2,00  
3,00**795363-00-4**  
910 IF Cr P S  
911 IW Cr P  
947 EX Nit S-  
-

98,00

-  
--  
-**Eng. EF750**

16745 ccm

90-99  
93-**137,00**  
83,30  
3,50  
3,50  
6,00**797342-00-1**  
914 Cr P \*  
911 IW P  
931 Cr P  
947 EX Cr P-  
-

137,00

-  
--  
-**KOMATSU****Eng. 4D94 Diesel**Bulldozer  
2940 ccm

78-85









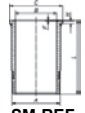

**94,00**  
42,90  
2,50  
5,00**798214-00-1**  
910 Cr P \*  
910 P  
947 EX Cr P-  
-

94,00

-  
--  
-**Eng. S6D95**Bulldozer  
4890 ccm90-99  
93-**95,00**  
62,50  
2,20  
4,00**798217-00-2**  
914 Cr S  
913 Cr P  
947 EX Nit S-  
-

95,00










-  
--  
-

| <br><b>MODEL / ENGINE</b> | YEAR | <br><b>Dia.</b><br><b>CYL</b> | <br>KH GL<br>VT BU<br>MT | <br>Ø x L |  | <br><b>SM-REF</b> | <br><b>SM-REF.</b> | <br><b>Piston</b><br><b>Dia.</b> | <br><b>SM-REF.</b> | <br><b>SM-REF.</b> |
|---|------|---|--|--|--|---|--|--|--|--|
| <b>KOMATSU</b><br><br><b>Eng. 6D95 / SA1D95</b><br>Bulldozer<br>4890 ccm                                  |      | 95,00<br>6  |  |  |  | <b>798218-00-2</b><br>2,00 910 Cr P<br>2,00 911 P<br>4,00 947 EX Cr                               | -  | 95,00  | -  | -  |
| <b>Eng. 6D95 / SA1D95</b><br>Bulldozer<br>4890 ccm  |      | 95,00<br>6  |  |  |  | <b>798220-00-2</b><br>2,20 913 Cr P<br>2,00 911 P<br>4,00 947 EX Cr                               | -  | 95,00  | -  | -  |
| <b>Eng. 4D95</b><br>Bulldozer<br>Power Shovel / Fork Lift<br>3260 ccm                                     |      | 95,00<br>4  |  |  |  | <b>798229-00-4</b><br>2,00 910 Cr P<br>2,00 911 IW Cr P<br>4,00 947 Ex Cr                         | -  | 95,00  | -  | -  |
| <b>Eng. S6D95</b><br>Bulldozer<br>Power Shovel<br>4891 ccm<br>100 kW (135 PS)                             |      | 95,00<br>6  |  |  |  | <b>798234-00-2</b><br>2,50 914 Cr S<br>2,00 911 IW Cr P<br>4,00 947 EX Nit S                      | -  | 95,00  | -  | -  |
| <b>Eng. S6D102</b><br>Bulldozer / D30<br>4330 ccm   |      | 102,00<br>6   |  |  |  | <b>798200-00-2</b><br>2,88 914 Cr S<br>2,37 911 IF P<br>4,00 947 EX Cr                            | -  | 102,00   | -  | -  |
| <b>Eng. S4D105</b><br>Bulldozer<br>Power Shovel<br>4330 ccm   |      | 105,00<br>4   |  |  |  | <b>798204-00-4</b><br>3,00 914 Cr *<br>2,50 911 IW P<br>5,00 947 EX Cr                            | -  | 105,00   | -  | -  |
| <b>Eng. S6D105</b><br>Bulldozer<br>6490 ccm   |      | 105,00<br>6   |  |  |  | <b>798222-00-2</b><br>3,00 914 Cr S<br>2,50 913 Cr P<br>5,00 947 EX Cr                            | -  | 105,00   | -  | -  |
|   |      |   |  |  |  | <b>798224-00-2</b><br>3,00 910 IW Cr P*<br>2,50 911 IW P<br>5,00 947 EX Cr                        | -  | 105,00   | -  | -  |
| <b>Eng. 6D125 Diesel</b><br>Bulldozer<br>11040 ccm  |      | 125,00<br>6   |  |  |  | <b>798227-00-1</b><br>2,50 914 Cr P *<br>2,50 917 IW Cr P *<br>4,00 947 EX Cr                     | -  | 125,00   | -  | -  |





MODEL / ENGINE

| YEAR                 |  Dia.<br>CYL |  KH<br>VT<br>MT |  GL<br>BU |  Ø x L |  SM-REF |  SM-REF. |  Piston<br>Dia. |  SM-REF. |  SM-REF. |   |
|----------------------|--|---|---|--|---|--|---|--|--|---|
| <b>LADA</b>          |  |   |   |  |   |  |   |  |  |   |
| 70-                  | 76,00<br>4   | 38<br>-<br>-<br>77  | 22<br>x<br>67   | 1,50<br>2,00<br>3,94   | 732802-00P  | 802801-00-1  | 76,00   | -  | -  |   |
|                      |  |   |   |  | 910 Ti S  | -  | -   |  |  |   |
|                      |  |   |   |  | 930 Fe  |  |   |  |  |   |
| 3PC Cr               | 732802-40P   | 802801-40-1   | 76,40   | -  | -   |  |   |  |  |   |
| 73-                  | 76,00<br>76,40<br>76,80  | -   | -   | -  | 732802-80P  | 802801-80-1  | 76,80   | -  | -  |   |
|                      |  |   |   |  | piston without ring   | -  | -   |  |  |   |
|                      |  |   |   |  | 792802-00-4   |  |   | -  | 76,00  | - |
| 1,50<br>2,00<br>3,94 | 910 Cr S   | 931 P   | 947 EX Cr P   | 792802-40-4  | -   |  |   | 76,40  | -  | - |
|                      |  |   |   |  | 792802-80-4   | -  | 76,80   | -  | -  |   |
| 84-                  | 76,00<br>4   | 37,9<br>-<br>-4,6<br>65,9   | 22<br>x<br>61,2   | 1,50<br>2,00<br>3,94   | 732802-00P  | 802802-00-1  | 76,00   | -  | -  |   |
|                      |  |   |   |  | 910 Ti S  | -  | -   |  |  |   |
|                      |  |   |   |  | 930 Fe  |  |   |  |  |   |
| 3PC Cr               | 732802-40P   | 802802-40-1   | 76,40   | -  | -   |  |   |  |  |   |
| 84-                  | 76,50<br>4   | -   | -   | -  | 732802-80P  | 802802-80-1  | 76,80   | -  | -  |   |
|                      |  |   |   |  | piston without ring   | -  | -   |  |  |   |
|                      |  |   |   |  | 792802-00-4   |  |   | -  | 76,00  | - |
| 1,50<br>2,00<br>3,94 | 910 Cr S   | 931 P   | 947 EX Cr P   | 792802-40-4  | -   |  |   | 76,40  | -  | - |
|                      |  |   |   |  | 792802-80-4   | -  | 76,80   | -  | -  |   |
| 08-                  | 76,50<br>4   | -   | -   | -  | 792806-00-4   | -  | 76,50   | -  | -  |   |
|                      |  |   |   |  | 910 IF S Cr   | -  | -   |  |  |   |
|                      |  |   |   |  | 792806-50-4   |  |   | -  | 77,00  | - |
|                      |  |   |   |  | 931 P   |  |   |  |  |   |
|                      |  |   |   |  | 3PC Cr P  |  |   |  |  |   |



MODEL / ENGINE

YEAR

Dia.  
CYLVT  
MT

Ø x L



SM-REF



SM-REF.

Piston  
Dia.

SM-REF.



SM-REF.

**LADA**

**Nova**  
**VAZ 21011 / 1300**  
1294 ccm  
48/50 kW (65/68 PS)

**VAZ 2106 / 1600**  
**VAZ 2107**  
Eng. BA3 2106  
1568 ccm  
59 kW (80 PS)

74-

79,00  
438  
-  
-  
7722  
x  
671,50  
2,00  
3,94732803-00P  
910 Ti S  
930 Fe  
3PC Cr

802803-00-1

79,00

-

-

732803-40P

802803-40-1

79,40

-

-

732803-80P

802803-80-1  
piston without ring

79,80

-

-

792803-00-4

-

79,00

-

-

1,50  
2,00  
3,94910 Cr S  
931 P  
947 EX Cr P

792803-40-4

-

79,40

-

-

792803-80-4

-

79,80

-

-

792803-10-4

-

80,00

-

-

792813-00-4

-

79,00

-

-

1,50  
2,00  
3,94910 Cr S  
931 P  
3PC Cr

**Samara 1.5**  
**Shiguli VAZ 21083**  
1488 ccm  
55 kW (75 PS)

84-

82,00  
437,9  
-  
-  
-6,54  
65,922  
x  
66,61,50  
2,00  
3,94732804-00P  
910 Ti S  
930 Fe  
3PC Cr

802804-00-1

82,00

-

-

732804-40P

802804-40-1

82,40

-

-

732804-80P

802804-80-1  
piston without ring

82,80

-

-

792804-00-4

-

82,00

-

-

1,50  
2,00  
3,94910 Cr S  
931 P  
947 EX Cr P

792804-40-4

-

82,40

-

-

792804-80-4

-

82,80

-

-



MODEL / ENGINE

YEAR

Dia.  
CYL

Ø x L



SM-REF



SM-REF.

Piston  
Dia.

SM-REF.



SM-REF.

**LADA**

**Priora VAZ 2170**  
**Priora VAZ 2171**  
**Priora VAZ 2172**  
 1596 ccm  
 72 kW (98 PS)

07-  
09-  
08-**82,00**  
41,20  
1,50  
2,00

**732805-00P**  
 910 Ti S  
 930 P  
 3PC Cr

-

82,00

-

-

**732805-50P**  
**732805-10P**

-

82,50

-

-

-

83,00

-

-

**792805-00-4**  
 910 Cr S  
 911 P  
 3PC Cr

-

82,00

-

-

\*NEW\*

**792805-25-4**  
**792805-50-4**

-

82,25

-

-

-

82,50

-

-

**792805-10-4**

-

83,00

-

-

**LADA DIESEL**

**Eng. XUD9 SD**  
 Niva 1.9 TD  
 1905 ccm  
 51-55 kW (71-75 PS)

99-

**83,00**  
446,8  
-  
-  
-3,5  
79,3  
-  
-28  
x  
68  
T3,00  
2,00  
3,00

**793744-00-4**  
 914 Cr \*  
 911 IF U P  
 947 EX Cr P

**803719-00-1**  
 RT

83,00

-

-

**793744-50-4**

**803719-50-1**

83,50

-

-

**Eng. XUD9 A**  
 Niva 1.9 D  
 1905 ccm  
 47-52 kW (64-71 PS)

93-

**83,00**  
42,00  
2,00  
3,00

**793723-00-4**  
 910 Cr P\*  
 911 IF U P  
 947 EX Cr P

-

83,00

**953702-4**  
 A=86  
 L=153,5  
 semi

-

**793723-25-4**

-

83,25

-

-

**793723-50-4**

-

83,50

-

-

**793723-80-4**

-

83,80

-

-

**793723-10-4**

-

84,00

-

-

**LAMBORGHINI DIESEL**

**Eng. FL 230**

**95,00**  
22,50  
2,50

**794450-00-1**  
 910 IF Cr  
 911 IF

-

95,00

-

-

**Eng. FL 345**

**95,00**  
32,50  
5,00  
5,00

931 P  
 947 EX  
 946 P



MODEL / ENGINE

YEAR

Dia.  
CYLVT  
MT

Ø x L



SM-REF



SM-REF.

Piston  
Dia.

SM-REF.



SM-REF.

**LANCIA****Y 1.1 i****Y 10 1.1**Eng. 176 B2.000  
1108 ccm  
40 kW (54 PS)97-03  
9570,00  
430  
-  
-0,7  
-1,5  
50  
-  
MØ=60  
-17,98  
x  
531,20  
1,20  
2,50792083-00-4  
910 IF Cr S  
911 P  
3PC Cr

802036-00-1

70,00

-

-

792083-40-4

802036-40-1

70,40

-

-

792083-80-4

-

70,80

-

-

**Y 1.2 16V****Ypsilon 1.2**Eng. 188 A5.000 Euro 3 Fire  
1242 ccm  
59 kW (80 PS)00-03  
03-70,80  
428  
-  
-2,2/-3  
-5,10  
48  
-  
MØ=60  
-17,98  
x  
491,20  
1,20  
2,50792084-00-4  
910 IF Cr S  
911 P  
3PC Cr

802026-00-1

70,80

-

-

792084-40-4

802026-40-1

71,20

-

-

792084-60-4

802026-60-1

71,40

-

-

**Delta III 1.4****Delta III 1.4 Bifuel****Delta III 1.4 16V**Eng. 198 A1.000 / A4.000  
Eng. 198 A7.000  
1368 ccm  
88-110 kW (120-150 PS)08-  
11-  
10-72,00  
4

17,98

1,20  
1,20  
2,00792013-00-4  
910 CCL \*  
931 P  
947 EX Cr \*

-

72,00

-

-

\*NEW\*  
792013-20-4

-

72,20

-

-

**Musa 1.4****Musa 1.4 LPG****Ypsilon 1.4****Ypsilon 1.4 LPG**Eng. 350 A1.000  
1368 ccm  
57 kW (78 PS)05-12  
10-12  
06-11  
10-1172,00  
426  
-  
-2,20/-2,20  
-4,9  
49  
-  
MØ=66  
-17,98  
x  
491,00  
1,20  
2,00792095-00-4  
910 IF Nit S  
931 P  
3PC Nit P

802035-00-1

72,00

-

-

792095-40-4

802035-40-1

72,40

-

-

**Y 1.4 I****Y 10 1.4 I**Eng. 840 A2.000 / A.4.000  
1370 ccm  
55 kW (75 PS)

96-03

82,00  
4

17,98

1,50  
1,50  
3,00\*NEW\*  
790119-00-4  
910 Cr S  
931 P  
3PC Cr P











-









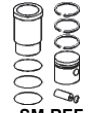
82,00

-

-

**Dedra 1.8****Delta II 1.8 I**Eng. 182 A2.000  
1747 ccm  
83 kW (113 PS)96-99  
96-99**Kappa 2.0****Kappa 2.0 I****Lybra 2.0**Eng. 182 B7.000  
Eng. 185 A8.000  
Eng. 838 A1.000 / A6.000  
1998 ccm  
107-113 kW (146-154 PS)96-01  
94-01  
99-0582,00  
5

| <br><b>MODEL / ENGINE</b> | YEAR  | <br><b>Dia. CYL</b> | <br>KH GL<br>VT BU<br>MT | <br>$\varnothing \times L$ |  | <br><b>SM-REF</b> | <br><b>SM-REF.</b> | <br><b>Piston Dia.</b> | <br><b>SM-REF.</b> | <br><b>SM-REF.</b> |
|---|-------|---|--|---|--|---|--|--|--|--|
| <b>LANCIA</b>   |       |   |  |   |  |   |  |  |  |  |
| <b>Beta 1.6</b>   | 73-82 | <b>84,00</b>  |  |   |  | <b>792024-00-4</b>  | -  | 84,00  | -  | -  |
| <b>Beta 2.0</b>   | 78-84 | 4   |  |   | 1,50   | 910 IF Cr *   |  |  |  |  |
| <b>Beta 2.0i</b>  | 81-84 |   |  |   | 2,00   | 931 Fe  |  |  |  |  |
| <b>Trevi 1.6</b>  | 80-85 |   |  |   | 3,94   | 948 EX P  |  |  |  |  |
| <b>Trevi 2.0i</b>   | 80-84 |   |  |   |  |   |  |  |  |  |
| Eng. 828 B.000 / B1.000 / B4.000<br>1995 ccm<br>74-90 kW (100-122 PS)                                     |       |   |  |   |  |   |  |  |  |  |
| <b>Dedra 1.6 i.e.</b>   | 89-94 | <b>86,40</b>  |  |   |  | <b>792009-00-4</b>  | -  | 86,40  | -  | -  |
| <b>Delta II 1.6 i.e.</b>  | 93-99 | 4   |  |   | 1,50   | 910 IF Cr P*  |  |  |  |  |
| Eng. 835 A1.000   |       |   |  |   | 1,75   | 931 P   |  |  |  |  |
| Eng. 835 A1.046   |       |   |  |   | 3,00   | 3PC Cr  |  |  |  |  |
| Eng. 835 C1.000   |       |   |  |   |  |   |  |  |  |  |
| 1581 ccm<br>55 kW (75 PS)   |       |   |  |   |  |   |  |  |  |  |
|   |       |   |  |   |  | <b>792009-40-4</b>  | -  | 86,80  | -  | -  |
|   |       |   |  |   |  | <b>792009-60-4</b>  | -  | 87,00  | -  | -  |
| <b>LANCIA DIESEL</b>  |       |   |  |   |  |   |  |  |  |  |
| <b>Eng. 199 B1.000</b>  |       | <b>69,60</b>  |  |   |  | <b>792071-00-4</b>  | -  | 69,60  | -  | -  |
| Musa 1.3 Multijet   | 09-12 | 4   |  |   | 1,50   | 910 CCL *   |  |  |  |  |
| Ypsilon 1.3 Multijet  | 11-   |   |  |   | 1,50   | 911 P   |  |  |  |  |
| 1248 ccm<br>70 kW (95 PS)   |       |   |  |   | 2,00   | 947 EX Nit S  |  |  |  |  |
| <b>Eng. 198 A2.000</b>  |       | <b>79,50</b>  |  |   |  | <b>792082-00-4</b>  | -  | 79,50  | -  | -  |
| <b>Eng. 844 A3.000</b>  |       | 4   |  |   | 2,00   | 910 CCL *   |  |  |  |  |
| Delta III 1.6 D Multijet  | 08-   |   |  |   | 1,75   | 931 P   |  |  |  |  |
| Delta III 1.6   | 08-   |   |  |   | 2,00   | 947 EX Cr *   |  |  |  |  |
| 1598 ccm<br>88 kW (120 PS)  |       |   |  |   |  |   |  |  |  |  |
| <b>Eng. 188 B2.000</b>  |       | <b>82,00</b>  | 46,5   | 26  |  | <b>792098-00-4</b>  | <b>802023-00-1</b>   | 82,00  | -  | -  |
| <b>Eng. 937 A2.000</b>  |       | 4   | -  | x   | 2,00   | 910 Cr *  |  |  |  |  |
| <b>Eng. AR 37101</b>  |       |   | -0,5   | 61  | 2,00   | 931 P   | RT   |  |  |  |
| Lybra 1.9 JTD   | 01-05 |   | -17,5  |   | 2,00   | 947 EX Nit S  |  |  |  |  |
| Musa 1.9 D  | 04-08 |   | 72,5   |   |  |   |  |  |  |  |
| 1910 ccm<br>74-85 kW (101-150 PS)   |       |   | -  |   |  |   |  |  |  |  |
|   |       |   | MØ=37,5  |   |  |   |  |  |  |  |
|   |       |   | -  |   |  |   |  |  |  |  |
| <b>Eng. 839 A6.000 Euro 3</b>   |       | <b>82,00</b>  |  |   |  |   | <b>802023-40-1</b>   | 82,40  | -  | -  |
| <b>Eng. 841 C.000</b>   |       | 5   |  |   |  |   |  |  |  |  |
| Lybra 2.4 JTD   | 00-05 |   |  |   |  |   |  |  |  |  |
| Thesis 2.4 JTD  | 02-09 |   |  |   |  |   |  |  |  |  |
| 2387 ccm<br>103-110 kW (140-150 PS)   |       |   |  |   |  |   |  |  |  |  |
| <b>Eng. 198 A5.000</b>  |       | <b>83,00</b>  |  |   |  | <b>793509-00-4</b>  | -  | 83,00  | -  | -  |
| <b>Eng. 198 A8.000</b>  |       | 4   |  |   | 1,50   | 910 CCLP *  |  |  |  |  |
| <b>Eng. 198 A9.000</b>  |       |   |  |   | 1,50   | 931 P   |  |  |  |  |
| <b>Eng. 844 A2.000</b>  |       |   |  |   | 2,00   | 947 EX Cr *   |  |  |  |  |
| Delta III 2.0 D Multijet  | 08-   |   |  |   |  |   |  |  |  |  |
| 1956 ccm<br>120-121 kW (163-165 PS)   |       |   |  |   |  |   |  |  |  |  |
|   |       |   |  |   |  | <b>793509-40-4</b>  | -  | 83,40  | -  | -  |

| MODEL / ENGINE   | YEAR            |  Dia.<br>CYL |  KH<br>GL<br>VT<br>MT |  Ø x L |  |  SM-REF  |  SM-REF. |  Piston<br>Dia. |  SM-REF. |  SM-REF. |
|--|-----------------|--|---|---|--|--|--|---|--|--|
| <b>LANCIA DIESEL</b>   |                 |  |   |   |  |  |  |   |  |  |
| <b>Eng. DW10 ATED / 4 Euro 3</b><br>Zeta / Phedra 2.0 JTD<br>Phedra 2.0 D Multijet<br>1997 ccm<br>66-80 kW (89-109 PS)   | 99-06-          | 85,00<br>4   | 46,75<br>-<br>-18,3<br>80,75<br>MØ=38,01  | 28<br>x<br>70   | 3,50<br>2,00<br>3,00   | <b>793749-00-4</b><br>914 Cr *<br>911 IF<br>947 EX Cr<br><br><b>793749-25-4</b><br>*NEW*<br><b>793749-50-4</b><br><b>793749-60-4</b> | <b>803749-00-1</b><br><br>RT<br><br>-<br><br><b>803749-50-1</b><br><br>-                   | 85,00<br><br><br><br>85,25<br><br>85,50<br><br>85,60  | -<br><br><br><br>-<br><br>-<br><br>-   | -<br><br><br><br>-<br><br>-<br><br>-   |
| <b>Eng. 4HW(DW12ATED4)</b><br>Phedra 2.2 JTD<br>2179 ccm   |                 |  |   |   |  |  |  |   |  |  |
| <b>LAND ROVER</b>  |                 |  |   |   |  |  |  |   |  |  |
| <b>Freelander 1.8 16V 4x4 Freelander / Soft Top 1.8i 16V 4x4</b><br>Eng. 18 K4F<br>1796 ccm<br>85-88 kW (116-120 PS)   | 00-06<br>98-06  | 80,00<br>4   |   |   | 1,00<br>1,20<br>2,00   | <b>790623-00-4</b><br>910 Nit S<br>931 P<br>3PC Nit  | -  |   | -  | -  |
| <b>LAND ROVER DIESEL</b>   |                 |  |   |   |  |  |  |   |  |  |
| <b>Eng. 25 6 T</b><br>Range Rover Mk II 2.45 TD<br>2497 ccm<br>100 kW (136 PS)   | 94-02           | 80,00<br>6   |   |   | 3,00<br>1,75<br>3,00   | <b>790701-00-2</b><br>914 Cr *<br>911 IF U P<br>947 EX Cr  | -  | 80,00   | -  | -  |
| <b>Eng. M 47 D 20R</b><br>Freelander<br>1951 ccm<br>82 kW (111 PS)   | 01-             | 80,00<br>4   |   |   | 3,00<br>2,00<br>3,00   | <b>790738-00-2</b><br>914 Cr *<br>931 P<br>947 EX Cr P   | -  | 80,00   | -  | -  |
| <b>Eng. TD 6</b><br>Range Rover<br>2926 ccm<br>130 kW (177 PS)   | 02-             | 80,00<br>6   |   |   |  |  |  |   |  |  |
| <b>Eng. 276DT Euro 4</b><br>Discovery III 2.7 TD 4x4<br>Discovery IV 2.7 TD 4x4<br>Range Rover Sport 2.7 TDVM 4x4<br>2720 ccm<br>140 kW (190 PS)   | 04-09<br>09-05- | 81,00<br>6   |   |   | 2,00<br>2,00<br>2,00   | <b>793728-00-2</b><br>910 IF CCL *<br>911 IF U<br>947 EX Cr *  | -  | 81,00   | -  | -  |
| <b>Eng. 306DT Eu.5 (TDV6 3.0) Eng. 30DDTX</b><br>Discovery IV 3.0 SDV6 4x4<br>Discovery IV 3.0 TD 4x4<br>Range Rover IV 3.0 TD 4x4<br>Range Rover Sport 3.0 TD 4x4<br>Range Rover Sport 3.0 TD V6 4x4<br>2993 ccm<br>155-200 kW (211-272 PS) | 09-09-12-12-10- | 84,00<br>6   |   |   | 2,00<br>2,00<br>2,00   | <b>793772-00-2</b><br>910 IF CCL P *<br>911 IF U P<br>947 EX Cr *  | -  | 84,00   | -  | -  |



MODEL / ENGINE

YEAR



Dia.  
CYL



Ø x L



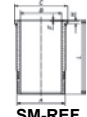
SM-REF



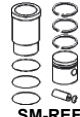
SM-REF.



Piston  
Dia.



SM-REF.



SM-REF.

**LEYLAND**

**Eng. 6.354.4**

5794 ccm  
51-92 kW (70-125 PS)

98,48  
6

2,38  
2,38  
2,38  
6,33  
6,33

**793620-00-2**  
910 IF Cr  
910 IW P  
910 IW P  
947 EX Cr  
946 P

-

98,48

-

-

**793620-75-2**

-

99,23

-

-

**793620-10-2**

-

99,48

-

-

2,38  
2,38  
4,74

**793626-00-2**  
910 IF Cr  
910 IW P  
947 EX P

-

98,48

-

-

**793626-25-2**

-

98,73

-

-

**LISTER**

**Eng. ST1 / ST2 / ST3**

630/1270/1900 ccm

95,25  
1-3

65,09  
-

33  
x  
79

3,16  
2,38  
2,38  
4,74  
4,74

**794302-00-1**  
916 Cr P \*  
911 P  
911 P  
947 Ex Cr P  
946 P

**804302-00-1**

95,25

**954302-1**  
A=104,68  
L=185,7  
H=148,82  
C=114,30

-

**Eng. TS1 / TS2 / TS3**

635/1270/1900 ccm

95,25  
1

-16,14  
103,19  
MØ=44,96

**LOMBARDINI**

**LA 300 / DM 350**

76,00  
1

2,00  
2,00  
4,00

**792680-00-1**  
910 Cr \*  
931 P  
3PC Cr P

-

76,00

-

-

**Eng. LDA 520 / 522**

**Eng. LDA 523**

**Eng. LDA 525 / 527**

78,00  
1

2,00  
2,00  
2,00  
4,00

**792659-00-1**  
910 IF Cr P \*  
911 IF P  
911 IF P  
947 EX P

-

78,00

-

-

**Eng. 6 LD 325**

78,00  
1

2,00  
2,00  
4,00

**792667-00-1**  
910 IF Cr P \*  
911 IF P  
947 EX P

-

78,00

-

-

**Eng. 196 LDA 326**

**Eng. 15 LD 315**

315 ccm

5 kW (6,8 PS)

78,00  
1

2,00  
2,00  
3,00

**792668-00-1**  
910 IF Cr P \*  
911 IF P  
947 EX Cr P

-

78,00

-

-

**792668-50-1**

-

78,50

-

-

**Eng. LA / LDA 80**

80,00  
1

2,00  
2,00  
2,00  
4,00






<sup>\*NEW\*</sup>  
**792664-00-1**  
910 Cr S  
911 P  
931 P  
948 EX P

-











80,00










-

-

| <br>MODEL / ENGINE | YEAR | <br>Dia.<br>CYL | <br>VT<br>MT | <br>Ø x L |  | <br>SM-REF | <br>SM-REF. | <br>Piston<br>Dia. | <br>SM-REF. | <br>SM-REF. |
|--|------|---|--|--|--|--|---|--|---|---|
| <b>LOMBARDINI</b><br><br>Eng. LA 400 / LDA 80  |      | 80,00<br>1  |  |  |  | <sup>*NEW*</sup><br><b>792678-00-1</b><br>2,00 910 Cr S<br>2,00 911 P<br>4,00 948 EX P     | -   | 80,00  | -   | -   |
| Eng. LA 82   |      | 82,00<br>1  |  |  |  | <b>792669-00-1</b><br>2,00 910 IF Cr *<br>2,00 931 P<br>4,00 948                           | -   | 82,00  | -   | -   |
| Eng. LDA 450 / 455<br>454 ccm<br>6-7,4 kW (8-10 PS)<br>Eng. LDA 510 / 513<br>510 ccm               |      | 85,00<br>1  |  |  |  | <b>792650-00-1</b><br>2,00 910 Cr<br>2,00 911 IF<br>2,00 930 P<br>4,00 948 EX P            | -   | 85,00  | -   | -   |
| Eng. 3 LD 510.1<br>Eng. 3 LD 450   |      | 85,00<br>1  |  |  |  | <b>792660-00-1</b><br>2,00 910 Cr<br>2,00 911 IF P<br>4,00 948 EX P                        | -   | 85,00  | -   | -   |
| Eng. LA 85   |      | 85,00<br>1  |  |  |  | <b>792661-00-1</b><br>2,50 910 IF Cr<br>2,50 930 P<br>5,00 948 P                           | -   | 85,00  | -   | -   |
| Eng. LA  |      | 85,00<br>1  |  |  |  | <b>792679-00-1</b><br>2,50 910 IF Cr<br>2,00 911 IF<br>4,00 948 EX P                       | -   | 85,00  | -   | -   |
| Eng. 6 LD 400.1<br>Eng. 10 LD 400.2 / 3  |      | 86,00<br>1/2/3  |  |  |  | <b>792670-00-1</b><br>2,00 910 Cr *<br>2,00 911<br>4,00 947 EX Cr                          | -   | 86,00  | -   | -   |
| Eng. LA 490 / LA 490   |      | 88,00<br>1/3  |  |  |  | <b>792671-00-1</b><br>2,00 910 Cr P *<br>2,00 911 IF<br>4,50 947 EX                        | -   | 88,00  | -   | -   |
| Eng. 11 LD 535.3   |      | 88,00<br>1  |  |  |  | <b>792672-00-1</b><br>2,00 910 Cr P *<br>2,00 911 IF<br>4,00 947 EX P                      | -   | 88,00  | -   | -   |
| Eng. 9 LD 560 2<br>1120 ccm  |      | 90,00<br>2  |  |  |  | <b>792677-00-2</b><br>2,00 910 Cr *<br>2,00 911 P<br>2,00 911 P<br>4,00 948 EX             | -   | 90,00  | -   | -   |
| Eng. 9 LD 560.2<br>Eng. 9 LD 561.2   |      | 90,00<br>2  |  |  |  | <b>792674-00-2</b><br>2,00 910 Cr P *<br>2,00 911 P<br>4,00 948 EX                         | -   | 90,00  | -   | -   |



| <br><b>MODEL / ENGINE</b>   | YEAR | <br>Dia.<br>CYL | <br>VT<br>MT | <br>Ø x L |  | <br><b>SM-REF</b> | <br><b>SM-REF.</b> | <br><b>Piston</b><br>Dia. | <br><b>SM-REF.</b> | <br><b>SM-REF.</b> |
|---|------|---|--|--|--|---|--|---|--|--|
| <b>LOMBARDINI</b><br><br><b>Eng. LDA 710 / 13 / 15</b><br>598 ccm<br><br><b>Eng. LDA 710 / 904</b><br>1196 ccm  |      | <b>90,00</b><br>1   |  |  | 2,50<br>2,50<br>2,50<br>5,00   | <b>792658-00-1</b><br>910 IF Cr<br>911 P<br>930 P<br>948 EX P                                     | -  | 90,00   | -  | -  |
| <b>Eng. LDA 720 / 23 / 25</b>   |      | <b>95,00</b><br>1   |  |  | 2,50<br>2,50<br>2,50<br>5,00   | <b>792653-00-1</b><br>910 IF Cr<br>911 IF<br>930 P<br>947 EX                                      | -  | 95,00   | -  | -  |
| <b>Eng. LDA 720</b><br><b>Eng. 7 LD 655.1 / 2</b><br><br><b>Eng. 9 &amp; 11 LD 625.2/3</b><br>1248 ccm<br>21 kW (28 PS)   |      | <b>95,00</b><br>1<br><br><b>95,00</b><br>2/3  |  |  | 2,50<br>2,50<br>5,00   | <b>792663-00-1</b><br>910 IF Cr<br>911 IF<br>947 EX   | -  | 95,00   | -  | -  |
| <b>Eng. LDA 670 / LDA 96</b><br><b>Eng. 4 LD 640</b><br><b>Eng. LDA 672 / 675 2</b><br><b>Eng. LDA 673</b><br><b>Eng. 5 LD 675 3</b><br><b>Eng. LDA 674</b><br><b>Eng. 5 LD 675 4</b><br>1346/2019/2692 ccm |      | <b>95,00</b><br>1-4   |  |  | 3,00<br>3,00<br>3,00<br>5,00   | <b>792652-00-1</b><br>910 Cr<br>911 P<br>931 P<br>947 EX  | -  | 95,00   | -  | -  |
| <b>Eng. LDA 670 / 96 / 640</b><br><b>Eng. LDA 672 / 675 2</b><br><b>Eng. LDA 673 / 5LD 675</b><br><b>Eng. LDS 674 / 5LD 675</b><br>1346/2019/2692 ccm   |      | <b>95,00</b><br>1-4   |  |  | 3,00<br>3,00<br>3,00<br>5,00   | <b>792676-00-1</b><br>910 Cr<br>911 P<br>911 P<br>947 EX  | -  | 95,00   | -  | -  |
| <b>Eng. LDA 830 / 825.2</b><br><b>Eng. LD 825.3 / 825.4</b>   |      | <b>100,00</b><br>2-4  |  |  | 2,50<br>2,50<br>3,50   | <b>792665-00-1</b><br>910 Cr *<br>911 P<br>947 EX Cr  | -  | 100,00  | -  | -  |
| <b>Eng. 4 LD 820</b><br>817 ccm   |      | <b>102,00</b><br>1  | 60<br>-<br>-<br>-18<br>102   | 28<br>x<br>80  | 3,00<br>2,50<br>2,50<br>5,00   | <b>792655-00-1</b><br>910 Cr P<br>911<br>911<br>947 EX Cr   | <b>802655-00-1</b>   | 102,00  | <b>952655-1</b><br>A=109,9<br>L=182,90<br>H=139,5<br>C=112,93  | <b>812655-1</b>  |

| MODEL / ENGINE   | YEAR                               | <br>Dia.<br>CYL. | <br>KH GL<br>VT BU<br>MT | <br>Ø x L | <br> | <br>SM-REF | <br>SM-REF. | <br>Piston<br>Dia. | <br>SM-REF. | <br>SM-REF. |
|--|------------------------------------|--|--|--|--|--|---|--|---|---|
|  |                                    |  |  |  |  |  |   |  |   |   |
| <b>MACK</b>  |                                    |  |  |  |  |  |   |  |   |   |
| <b>Eng. 611 S</b><br>ENDT 673 C / ENDF 673 C<br>ENDT 675 Maxidyne<br>ENDT 676 B<br>11012 ccm   |                                    | 123,82<br>6  | 93,95<br>-1,2<br>-2,6<br>-21,6<br>139  | 50,8<br>x<br>101,7   | 3,17<br>3,17<br>3,14<br>4,74   | <b>790515-00-1</b><br>914 Mo P *<br>914 Mo P *<br>917 IF Cr *<br>947 OI EX Cr              | <b>800515-00-1</b>  | 123,82   | <b>950515-1</b><br>A=129,40<br>L=283,74<br>H=5,08<br>C=135,94<br>F=0,864                      | <b>81-0515</b>  |
| <b>Eng. EC6-235 / E6-315</b><br>EM-250/275/285/300/350<br>ETX(B) 673 D/673E  |                                    | 123,82<br>6  |  |  | 3,12<br>3,12<br>3,12<br>4,72   | <b>790516-00-1</b><br>914 IF Cr *<br>914 IF Cr *<br>917 IF P<br>947 OI EX Cr               | -   | 123,82   | -   | -   |
| <b>MAN</b>   |                                    |  |  |  |  |  |   |  |   |   |
| <b>Eng. D 0846 HM 2</b><br>8.160 / 9.160<br><b>Eng. D 0846 HMN 2</b><br>8.160 / 9.160<br>engine<br>SM-Serie 10<br>7252 ccm<br>118 kW (160 PS)  | 69-74<br><br>70-71<br>69-77<br>69- | 108,00<br>6  |  |  |  | -  | -   | 108,00   | <sup>*NEW*</sup><br><b>953138-1</b><br>A=112,99<br>L=254<br>H=5<br>C=118                      | -   |
| <b>Eng. D 0846 HMY 011</b><br>13.168 / 15.168 / 16.168<br>engine<br>7252 ccm<br>115-124 kW (156-169 PS)  | 71-73<br>71-73                     |  |  |  |  |  |   |  |   |   |
| <b>Eng. D 9532 M</b><br>Tractor 2 L 1 / 2 L 2<br>2 L 3 / 4 L 1<br>1840 ccm   |                                    | 95,00<br>2   |  |  | 3,00<br>3,00<br>3,00<br>5,00   | <b>793113-00-2</b><br>910 Cr<br>911 P<br>931 P<br>947 EX                                   | -   | 95,00  | -   | -   |
| <b>Eng. 599</b><br>270 / 470 / 475 / 485 / 570<br>585<br>3017 ccm<br><b>Eng. 712.03 / 04 / 08</b><br>685 / 785<br>3017 ccm   |                                    | 98,00<br>4   |  |  | 3,00<br>2,50<br>2,50<br>4,50   | <b>794001-00-4</b><br>914 Cr *<br>911 IW<br>930<br>947 EX Cr                               | -   | 98,00  | -   | -   |
| <b>Eng. 712.03 / 04 / 07</b><br>270 / 470 / 485 / 570 / 585<br>685 / 785<br>3317 ccm   |                                    | 98,00<br>4   |  |  | 3,00<br>2,50<br>4,50   | <b>794008-00-4</b><br>914 Cr *<br>911 IW<br>947 EX Cr                                      | -   | 98,00  | -   | -   |
| <b>Eng. D 0022 M 161</b><br>Tractor 4 R 2 / 4 S 2 / 415<br>520 / 626 / 6.90 FK / 8.90 FK<br>8.136 FK / 9.136 FK<br>10.136 FK<br><b>Eng. D 0024 M 220 / 221</b><br><b>Eng. D 0026 M 1 / 2 / H</b> |                                    | 100,00<br>2<br><br>100,00<br>4<br><br>100,00<br>6  |  |  | 2,50<br>2,50<br>2,50<br>5,00   | <b>793114-00-2</b><br>910 Cr *<br>911 P<br>911 P<br>947 EX Cr                              | -   | 100,00   | -   | -   |



MODEL / ENGINE

YEAR



Dia.  
CYL



Ø x L



SM-REF



SM-REF.



Piston  
Dia.



SM-REF.



SM-REF.

**MAN**

**Eng. D 0022 M 161**

Tractor 4 R 2 / 4 S 2 / 415  
520 / 626 / 6.90 FK / 8.90 FK  
8.136 FK / 9.136 FK  
10.136 FK / Omnibus 420  
HOC 1/2

100,00  
2

2,50  
2,50  
5,00

**793102-00-2**  
910 Cr \*  
911 P  
947 EX Cr

-

100,00

-

-

**Eng. D 0024 M 220 / 221**

100,00  
4

**Eng. D 0026 M 1 / 2 / H**

100,00  
6

**Eng. 597-02**

5.126 F / 6.126 F / 7.126 F /  
8.126 F / 9.126 F / 10.126 F  
5278 ccm  
92,5 kW (126 PS)

100,00  
6

3,00  
2,50  
2,50  
5,00

**794004-00-2**  
914 Cr P \*  
911 P  
911 P  
947 EX P

-

100,00

-

-

**Eng. 720.05 / 08**

690 / 7.90  
3593 ccm  
65-66 kW (88-90 PS)

102,00  
4

3,00  
2,50  
5,00

**794009-00-2**  
914 Cr \*  
911 P  
947 EX Cr

-

102,00

-

-

**Eng. D 0226**

12.170 / 12.192 / 14.170  
14.192 / 16.170 / 17.192  
5687 ccm  
125-154 kW (170-209 PS)

83-

102,00  
6

3,00  
2,50  
4,00

**793103-00-2**  
914 Cr \*  
911  
947 Ex Cr

-

102,00

-

-

**Eng. D 0824**

LF02-10 / LFL09 / LOH05  
LF01 / LFL01/05  
4580 ccm  
114 kW (155 PS)

88-97

108,00  
4

73  
-  
-1,7  
-21,25  
113  
MV=6

40  
x  
90

3,00  
2,50  
4,00

**793132-00-1**  
914 Cr \*  
911 P  
947 EX Cr

**803139-00-1**

108,00

**953137-1**  
A=111,49  
L=217  
H=4,04  
C=116

-

**Eng. D 0826**

LFL01 / 05 / LF01 / 02 / 05 / 07  
LFL / LUH04  
LF09/11/13 / 15 / 17 / 18 / 213  
LF217 / LFL06 / 07/08 / 09 / 10  
LOH04/05 LUH01/ 02 / 03 / 05  
06 / 08 / 09 / 10 / 12 / 13  
6871 ccm  
114-198 kW (155-269 PS)

88-97

108,00  
6

**Eng. D 0824**

LFL02 / LOH05 Euro 2  
4580 ccm  
118 kW (160 PS)

95-

108,00  
4

73  
-1,7/-1,7  
-16,16  
113  
MV=6

40  
x  
90

3,00  
2,50  
4,00

**793132-00-1**  
914 Cr \*  
911 P  
947 EX Cr

**803141-00-1**

108,00

RT / AK

**953137-1**  
A=111,49  
L=217  
H=4,04  
C=116

-

**Eng. D 0826**

LF11 / 15 EVB / LFL03  
LUH11 / 12 / 13 Euro 2  
6871 ccm  
162 kW (220 PS)

95-

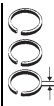


MODEL / ENGINE

YEAR

Dia.  
CYLKH GL  
VT MT

Ø x L



Valve diagram



SM-REF



SM-REF.

Piston  
Dia.

SM-REF.



SM-REF.

**MAN****Eng. 0834**LFL 01 / 03 / 10 / 11  
LOH 01 / 02 / 03 / 50 / 518.145 / 9.145 / 10.145  
8.185 / 12.145 / 12.185 / LE 140 / 12  
4580 ccm  
103-132 kW (162-206 PS)

00-

108,00  
463,9  
-  
-1,70/-1,70  
-16,15  
99,9  
-  
MØ=70  
-42  
X  
86  
T3,00  
2,50  
3,00793133-00-2  
914 Cr \*  
911 P  
947 EX Cr803142-00-1  
RT

108,00

-

-

**Eng. 0836**

LF 01 / 02 / 03 / 04 / 05

12.284 / 14.284 / 15.284  
18.284 / 20.284 / 23.284  
25.284 / 12.255 / 14.255  
15.255 / 18.255 / 20.255  
25.255 / 26.255 / LE 250  
6871 ccm  
162-206 kW (220-280 PS)

00-

108,00  
6

-

-

-

-

-

-

-

-

**Eng. D 1146**8000 ccm  
98 kW (133 PS)111,00  
63,50  
3,00  
4,00793109-00-1  
914 Cr \*  
911  
947 EX Nit S

-

111,00

-

-

**Eng. D2066**LF 01 / 02 / 03 / 06 / 07 Euro 3  
LOH10 / 12 Euro 3  
TGA Serie  
10520 ccm  
257-316 kW (350-430 PS)

04-

120,00  
676,8  
-  
-2,0  
-20  
123,3  
MØ=7052  
x  
96  
T3,50  
3,00  
4,00793147-00-1  
914 Cr P \*  
911 IF Cr  
947 EX Cr803147-00-1  
RT / KK

120,00

953147-1  
A=139,50  
L=260  
H=8,07  
C=150813147-2  
923147-1  
2 x FP 4,776,8  
-  
-19,7  
123,3  
MØ=6752  
x  
96  
T3,50  
3,00  
4,00793147-00-1  
914 Cr P \*  
911 IF Cr  
947 EX Cr803148-00-1  
RT / KK / AK

120,00

953147-1  
A=139,50  
L=260  
H=8,07  
C=150813148-2  
923147-1  
2 x FP 4,7**Eng. D2066**LF 17 / 18 / 19 / 20 / 21 / 22 Euro 5  
LF 23 / 24 / 25 / 26 / 27 / 40 Euro 5  
LF 41 / 42 / 43 / 44 / 45 / 46 Euro 5  
LF 47 / 51 / 52 / 53 Euro 5  
LOH 28 Euro 5  
LUH 32 / 33 / 34 Euro 5  
10518 ccm  
235-324 kW (320-440 PS)120,00  
63,50  
3,00  
4,00793128-00-1  
914 CCL P \*  
911 Cr  
947 EX Cr P

-

120,00

-

-

**Eng. D 2146 HM / M**770L / 780H / 1070L1 / 3100  
3500 / 4100 / 4500 / 4600  
4900 / 5200 / 10210  
9659 ccm  
126-156 kW (212-180 PS)

63-72

121,00  
6








-

-

121,00

953101-1  
A=125,99  
L=287  
H=8  
C=132

-

| <br><b>MODEL / ENGINE</b>   | <b>YEAR</b> | <br><b>Dia. CYL</b> | <br><b>VT</b><br><br><b>MT</b> | <br><b>Ø x L</b> | <br><b>SM-REF</b> | <br><b>SM-REF.</b> | <br><b>SM-REF.</b> | <br><b>Piston Dia.</b> | <br><b>SM-REF.</b> | <br><b>SM-REF.</b> |
|---|-------------|---|---|---|---|--|--|--|--|--|
| <b>MAN</b><br><br><b>Eng. D 2156</b><br>HM / HMN / MGN / MY / MNY<br>MYN / HNY / HM2 / HM3<br>9.192 / 9.216 / 10.215<br>12.192 / 12.215 / 13.215<br>13.230 / 15.192<br>10343 ccm<br>141-169 kW (192-230 PS) | 66-75       | 121,00<br>6   | 94<br>-<br>-<br>-48,6<br>162  | 45<br>x<br>102  | 3,50<br>3,00<br>3,00<br>5,50  | 793106-00-1<br>914 Cr *<br>911 P<br>930 P<br>947 EX Cr   | 803121-00-1<br>RT / HA   | 121,00   | 953101-1<br>A=125,99<br>L=287<br>H=8<br>C=132  | 813121-1   |
| <b>Eng. D 10 TC Euro 2</b><br>10350 ccm   | 95-         | 121,00<br>6   | 94<br>-<br>-<br>-24,9<br>155  | 45<br>x<br>102  | 3,50<br>2,00<br>3,50  | 793127-00-2<br>914 Cr *<br>911 IF Cr<br>947 EX Cr  | 803110-00-1<br>RT  | 121,00   | 953111-1<br>A=125,99<br>L=287<br>H=8,06<br>C=132   | 813110-1   |
| <b>Eng. D 10 UT Euro 1</b><br>10350 ccm<br>150 kW (204 PS)  | 95-         | 121,00<br>6   | 94<br>-<br>-2,4<br>-28<br>155   | 45<br>x<br>102  | 3,50<br>2,00<br>3,50  | 793127-00-2<br>914 Cr *<br>911 IF Cr<br>947 EX Cr  | 803111-00-1<br>RT  | 121,00   | 953111-1<br>A=125,99<br>L=287<br>H=8,06<br>C=132   | 813111-1   |
| <b>Eng. D 2356</b><br>HM2 / HM9 / HM10 / HMN2<br>10.230FL / 12.230H / FL<br>13.230FL / 19.230<br>22.230F / 30.230F<br>10690 ccm<br>169 kW (230 PS)  | 68-74       | 123,00<br>6   | 94<br>-<br>-<br>-50,5<br>162  | 45<br>x<br>102  | 3,50<br>3,00<br>3,00<br>5,50  | 793116-00-1<br>914 Cr P *<br>911 P<br>930 P<br>947 EX Cr P   | 803123-00-1<br>RT / HA   | 123,00   | 953123-1<br>A=125,99<br>L=287<br>H=8,03<br>C=132   | 813123-1   |
| <b>Eng. D 2356 / 2366</b><br>10690 ccm<br>169 kW (230 PS)   | 68-74       | 123,00<br>6   |   |   | 3,50<br>3,00<br>4,00  | 793129-00-1<br>914 Cr *<br>911 P<br>947 EX Cr  | -  | 123,00   | -  | -  |
| <b>Eng. D 2356 / 2366</b><br>10690 ccm<br>169 kW (230 PS)<br>gas engine   |             | 123,00<br>1   |   |   | 3,50<br>3,00<br>4,00  | 793140-00-1<br>914 Cr P<br>911 IF Cr<br>947 EX Cr  | -  | 123,00   | -  | -  |
| <b>Eng. 2538</b><br>MT / MTE<br>12763 ccm<br>178-235 kW (242-320 PS)<br><br><b>Eng. D 2530</b><br>MTE / MTXF<br>15900 ccm<br>223-294 kW (303-400 PS)<br><br>Marine / industrial engine                      |             | 125,00<br>8<br><br>125,00<br>10   |   |   | 3,00<br>3,00<br>3,00<br>5,00  | 793118-00-1<br>914 Cr *<br>911 P<br>931 P<br>947 EX Cr   | -  | 125,00   | 953129-1<br>A=140<br>L=253<br>H=10,05<br>C=152<br>F=1  | -  |



MODEL / ENGINE

| YEAR       | Dia. CYL      | KH<br>GL<br>VT<br>MT | Ø x L | 3,00<br>3,00<br>5,00 | SM-REF             | SM-REF.            | Piston Dia. | SM-REF.         | SM-REF.         |  |
|------------|---------------|----------------------|-------|----------------------|--------------------|--------------------|-------------|-----------------|-----------------|--|
| <b>MAN</b> |               |                      |       |                      |                    |                    |             |                 |                 |  |
|            | <b>125,00</b> | 89,87                | 46    |                      | <b>793107-00-1</b> | <b>803127-00-1</b> | 125,00      | <b>953125-1</b> | <b>813127-2</b> |  |
|            | 5             | -                    | x     | 3,00                 | 914 Cr *           |                    |             | A=140           |                 |  |
|            |               | -                    | 105   | 3,00                 | 911 P              | RT / HA / AK       |             | L=270           | <b>923102-1</b> |  |
|            |               | -44                  |       | 5,00                 | 947 EX Cr          |                    |             | H=10,05         | 2 x FP 2,1      |  |
|            |               | 141,87               |       |                      |                    |                    |             | C=152           | 2 x FP 4,0      |  |
|            | <b>125,00</b> |                      |       |                      | <b>793119-00-1</b> | -                  | 125,00      | -               | -               |  |
| 76-        | 6             |                      |       | 3,00                 | 914 Cr *           |                    |             |                 |                 |  |
|            |               |                      |       | 3,00                 | 931 P              |                    |             |                 |                 |  |
|            |               |                      |       | 5,00                 | 947 EX Cr          |                    |             |                 |                 |  |
|            | <b>125,00</b> | 89,87                | 46    |                      | <b>793107-00-1</b> | <b>803125-00-1</b> | 125,00      | <b>953125-1</b> | <b>813125-2</b> |  |
|            | 5             | -                    | x     | 3,00                 | 914 Cr *           |                    |             | A=140           |                 |  |
|            |               | -                    | 105   | 3,00                 | 911 P              | RT / HA / AK       |             | L=270           | <b>923102-1</b> |  |
|            |               | -44                  |       | 5,00                 | 947 EX Cr          |                    |             | H=10,05         | 2 x FP 2,1      |  |
|            |               | 141,87               |       |                      |                    |                    |             | C=152           | 2 x FP 4,0      |  |
|            | <b>125,00</b> |                      |       |                      | <b>793119-00-1</b> | -                  | 125,00      | -               | -               |  |
| 76-        | 6             |                      |       | 3,00                 | 914 Cr *           |                    |             |                 |                 |  |
|            |               |                      |       | 3,00                 | 931 P              |                    |             |                 |                 |  |
|            |               |                      |       | 5,00                 | 947 EX Cr          |                    |             |                 |                 |  |
|            | <b>125,00</b> | 89,8                 | 46    |                      | <b>793108-00-1</b> | <b>803103-00-1</b> | 125,00      | <b>953125-1</b> | <b>813103-2</b> |  |
| 76-        | 5             | -                    | x     | 3,50                 | 914 Cr *           |                    |             | A=140           |                 |  |
|            |               | -1,7                 | 105   | 3,00                 | 931 P              | RT / HA / KK       |             | L=270           | <b>923102-1</b> |  |
|            |               | 43                   | FB    | 5,00                 | 947 EX Cr          |                    |             | H=10,05         | 2 x FP 2,1      |  |
|            |               | 141,8                |       |                      |                    |                    |             | C=152           | 2 x FP 4,0      |  |
|            | <b>125,00</b> |                      |       |                      | <b>793119-00-1</b> | -                  | 125,00      | -               | -               |  |
| 76-        | 6             |                      |       | 3,00                 | 914 Cr *           |                    |             |                 |                 |  |
|            |               |                      |       | 3,00                 | 931 P              |                    |             |                 |                 |  |
|            |               |                      |       | 5,00                 | 947 EX Cr          |                    |             |                 |                 |  |
|            | <b>125,00</b> |                      |       |                      | <b>793125-00-1</b> | -                  | 125,00      | -               | -               |  |
|            | V10           |                      |       | 3,50                 | 914 Cr P *         |                    |             |                 |                 |  |
|            |               |                      |       | 3,00                 | 911 P              |                    |             |                 |                 |  |
|            |               |                      |       | 3,00                 | 931 P              |                    |             |                 |                 |  |
|            |               |                      |       | 5,00                 | 947 EX Cr          |                    |             |                 |                 |  |
|            | <b>125,00</b> |                      |       |                      | <b>793125-00-1</b> | -                  | 125,00      | -               | -               |  |
| 77-        | V12           |                      |       | 3,50                 | 914 Cr P *         |                    |             |                 |                 |  |
|            |               |                      |       | 3,00                 | 911 P              |                    |             |                 |                 |  |
|            |               |                      |       | 3,00                 | 931 P              |                    |             |                 |                 |  |
|            |               |                      |       | 5,00                 | 947 EX Cr          |                    |             |                 |                 |  |
|            | <b>125,00</b> |                      |       |                      | <b>793125-00-1</b> | -                  | 125,00      | -               | -               |  |
|            | V12           |                      |       | 3,50                 | 914 Cr P *         |                    |             |                 |                 |  |
|            |               |                      |       | 3,00                 | 911 P              |                    |             |                 |                 |  |
|            |               |                      |       | 3,00                 | 931 P              |                    |             |                 |                 |  |
|            |               |                      |       | 5,00                 | 947 EX Cr          |                    |             |                 |                 |  |

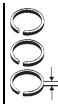


MODEL / ENGINE

YEAR

Dia.  
CYLVT  
MT

Ø x L



SM-REF



SM-REF.

Piston  
Dia.

SM-REF.



SM-REF.

**MAN****Eng. D 2538**M / ME / MF  
16.256/19.256/26.256  
12756 ccm  
160/188 kW (218/256 PS)

72-76

**125,00**  
892,3  
-  
-  
-44,7  
137,346  
x  
973,00  
3,00  
5,00**793117-00-1**  
910 Cr \*  
911 Fe  
947 EX Cr**803126-00-1**  
RT

125,00

**953129-1**  
A=140  
L=253  
H=10,05  
C=152  
F=1**813126-2**  
**923102-1**  
2 x FP 2,1  
2 x FP 4,0**Eng. D 2530**ME / MF / MXF  
16.320 / 19.320 / 20.320 /  
22.320 / 26.320 / 30.320

72-81

**125,00**  
10**Eng. D 2676**LF 01-05 Euro 4  
LF 06-08 / LF 10-22 Euro 5  
LF 25-28 / LF 31-33 Euro 5  
LOH 01-04 Euro 4  
LOH 10 Euro 3  
LOH 26 -28 EEV  
12419 ccm  
324-397 kW (440-540 PS)

06-

**126,00**  
676,3  
-  
-2  
-19,95  
121,8  
-  
MØ=95  
-52  
x  
103  
T  
NB4,00  
3,00  
4,00**793141-00-1**  
914 CCL \*  
911 Cr P  
947 EX Cr**803102-00-1**  
RT / KK

126,00

**953103-1**  
A=139,5  
L=257,5  
H=8,07  
C=150**813102-2**  
**923147-1**  
2 x FP 4,70**Eng. D 2840**LF01 / 04  
18270 ccm  
350 kW (476 PS)  
stroke 142 mm

88-90

**128,00**  
V1081,3  
-  
-  
25,1  
130,3  
MV=2,046  
x  
105  
FB3,50  
3,00  
5,00**793120-00-1**  
914 Cr \*  
931 P  
947 EX Cr**803136-00-1**  
RT / AK

128,00

**953136-1**  
A=144,5  
L=253  
H=10,05  
C=153,8  
F=1**813136-2**  
**923101-1**  
2 x FP 2,1  
2 x FP 4,0**Eng. D 2840**LF  
18270 ccm  
368 kW (500 PS)  
stroke 142 mm

90-

**Eng. D 2876**LF 12 Euro 3  
TGA 18 / 26 / 33.480  
TGA 24 / 28 / 35 / 41.480  
TGA 480  
12816 ccm  
353 kW (480 PS)

02-

03-

03-

**128,00**  
679,25  
-  
-1,9  
-23,75  
134,25  
MØ=76,1652  
x  
103  
FB4,00  
3,00  
4,00**793131-00-1**  
914 Cr \*  
931 P  
947 EX Cr**803144-00-1**  
RT / KK / AK

128,00

**953132-1**  
A=144,5  
L=268,0  
H=8,07  
C=153,8**813140-2**  
**923130-1**  
2 x FP 4,0  
1 x 4,60\***Eng. D 2876**LF 13 Euro 3 / LF 25 Euro3  
TGA 18 / 24 / 26 / 28 / 33  
TGA 35.530 / 410  
TGA 41.530  
TGA 530  
12816 ccm  
301-390 kW (410-530 PS)

02-

00-

03-

03-

**Eng. D 2840**LF 20 Euro 2  
19.603 / 26.603 FNL  
18273 ccm  
441 kW (600 PS)

96-

**128,00**  
V104,00  
3,00  
4,00**793131-00-1**  
914 Cr \*  
931 P  
947 EX Cr

128,00

**953136-1**  
A=144,5  
L=253  
H=10,05  
C=153,8  
F=1



MODEL / ENGINE

YEAR

Dia.  
CYL

Ø x L



SM-REF



SM-REF.

Piston  
Dia.

SM-REF.



SM-REF.

## MAN

## Eng. D 2866

LF 31 / 32 / 39 / 40-43 Euro 2  
 LF 23-26 / 28 Euro 3  
 LF 27 Euro 4

## Eng. D 2866

LUH 20 / 26 Euro 2  
 LUH 23-25 / 30 Euro 3  
 11967 ccm  
 191-301 kW (260-410 PS)

## Eng. D 2866

LOH 27-29 / 32-34 Euro 3  
 11967 ccm  
 228-301 kW (310-409 PS)

## Eng. D 2876

LF 06  
 LF 02 / 07 / 11 Euro 2  
 LF 03-05 / 12 / 13 / 25 Euro 3

## Eng. D 2876

LOH / LUH 01 Euro 2  
 LOH 02 / 03 / 20 / 21 Euro 3  
 12816 ccm  
 338-390 kW (460-530 PS)

## Eng. D 2848

128,00  
8

## Eng. D 2840

LF 21 Euro 2  
 18273 ccm  
 441 kW (600 PS)

128,00  
V10

## Eng. D 2842

LE 404 / 602  
 21930 ccm  
 588/956 kW (800/1300 PS)

128,00  
V12

## Eng. E 2842

LE 322  
 21927 ccm  
 380-420 kW (517-571 PS)

128,00  
V12

## Eng. D 2865

LUH 02 / 03 / 05 Euro 1  
 9972 ccm  
 198-221 kW (270-301 PS)

87-

128,00  
5

89,75  
-  
-2,05  
-24,4  
141,75

46  
x  
105  
FB

3,50  
3,00  
5,00

**793120-00-1**  
 914 Cr \*  
 931 P  
 947 EX Cr

**803134-00-1**  
 RT / AK

128,00

**953130-1**  
 A=144,5  
 L=270  
 H=10,07  
 C=153,8  
 F=1

**813134-2**  
**923101-1**  
 2 x FP 2,1  
 2 x FP 4,0

## Eng. D2865

L / LF02 / 03 / 04 / 06 / 10 / 15  
 LOH / LU01-06 / LU 22  
 9972 ccm  
 221 kW (301 PS)  
 stroke 155 mm

87-

## Eng. D 2866

KF09 / LE06 / LF01-07  
 LF09 / 15 / 22 / LFG / LH02  
 LOH03 / LU01 / 03 / 04 / LX / LXE  
 LXF / LXFG / LXOH / LXUH / RXF  
 11967 ccm  
 198-324 kW (269-441 PS)  
 stroke 155 mm



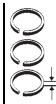


MODEL / ENGINE

YEAR

Dia.  
CYLVT  
MT

Ø x L



SM-REF



SM-REF.

Piston  
Dia.

SM-REF.



SM-REF.

**MAN****Eng. D 2865**LF09 / LF21 Euro 2  
9972 ccm  
213-250 kW (290-340 PS)

94-01

**128,00**  
589,75  
-  
-2,1  
-21,6  
141,75  
MV=2,046  
x  
105  
FB3,50  
3,00  
5,00**793120-00-1**  
914 Cr \*  
931 P  
947 EX Cr**803138-00-1**  
RT / AK

128,00

**953130-1**  
A=144,5  
L=270  
H=10,07  
C=153,8  
F=1**813139-2**  
**923101-1**  
2 x FP 2,1  
2 x FP 4,0**Eng. D 2866**LF13-16 / LF20 / LF35  
LOH23 Euro 2  
11967 ccm  
294-309 kW (400-420 PS)**128,00**  
6**Eng. D 2866**KOH / KUH / KU / KFZ / LFZ  
LFZR / LOCH / LU / LUL  
TUH / TUM / K / KF / LUH  
19.361 / 19.332 / 19.361  
280 / 290 / 292 / 322 / 332 / 362  
11967 ccm  
215-265 kW (292-360 PS)

83-

**128,00**  
689,8  
-  
-2,3  
-32,2  
141,846  
x  
1053,50  
3,00  
5,00**793120-00-1**  
914 Cr \*  
931 P  
947 EX Cr**803130-00-1**

128,00

**953130-1**  
A=144,5  
L=270  
H=10,07  
C=153,8  
F=1**813130-2**  
**923101-1**  
2 x FP 2,1  
2 x FP 4,0**Eng. D 2866**TOH  
11967 ccm  
215 kW (292 PS)**Eng. D 2866**LF31 Euro 2  
LF32 / 36 / 37 / 39 Euro 3  
LF40 / 41 / 42 / 43 Euro 3  
11967 ccm  
268-308 kW (364-419 PS)97-  
98-**128,00**  
689,75  
-  
-1,9  
22,7  
141,75  
MØ=8046  
x  
1054,00  
3,00  
4,00**793131-00-1**  
914 Cr \*  
931 P  
947 EX Cr**803145-00-1**  
RT / AK

128,00

**953130-1**  
A=144,5  
L=270  
H=10,07  
C=153,8  
F=1**813145-2**  
**923101-1**  
2 x FP 2,1  
2 x FP 4,0**Eng. D 2876**LF 03 / 04 Euro 3  
LF 06 / 07 / 08 / 11 Euro 2  
LF 09 / 10 / 14 / 17 Euro 3  
LOH 02 / 03 / 05 Euro 3  
12816 ccm  
301-390 kW (409-530 PS)**128,00**  
679,25  
-  
-1,90/-1,90  
-21,74  
134,25  
-  
MØ=85,0550  
x  
107  
T4,00  
3,00  
4,00**793131-00-1**  
914 Cr \*  
931 P  
947 EX Cr**803146-00-1**  
RT

128,00

-

-

**Eng. D 2866**LF23 / 24 / 25 / 26 / 27 / 28 / 37  
LF38 Euro 3  
LFG07 Euro 3  
LF LOH27 / 28 / 29 / 30 / 32 / 33  
LF LOH34 / 35 / 37 / 38 Euro 3  
LUH23 / 24 / 25 Euro 3  
11967 ccm  
191-301 kW (260-410 PS)**128,00**  
189,75  
-  
-1,9  
-1,9  
-22  
141,75  
MØ=8046  
x  
1054,00  
3,00  
4,00**793131-00-1**  
914 Cr \*  
931 P  
947 EX Cr**803150-00-1**  
RT

128,00

**953130-1**  
A=144,5  
L=270  
H=10,07  
C=153,8  
F=1**813150-2**  
**923101-1**  
2 x FP 2,1  
2 x FP 4,0**Eng. E 2876**TE 302  
12816 ccm  
130 kW (177 PS)  
gas engine**128,00**  
13,50  
3,00  
5,00**793142-00-1**  
914 Cr \*  
911 IW U Cr  
947 EX Cr

-

128,00

-

-

**Eng. E 3042 D1 / E / LN**

gas engine

**130,00**  
123,00  
3,00  
4,00**793137-00-1**  
916 CCL IF\*  
911 IW U Cr  
947 EX Cr

-

130,00

-

-

| <br><b>MODEL / ENGINE</b>              | <b>YEAR</b>             | <br><b>Dia.</b><br><b>CYL</b> | <br>KH GL<br>VT BU<br>MT | <br>$\varnothing \times L$ |  | <br><b>SM-REF</b> | <br><b>SM-REF.</b> | <br><b>Piston</b><br><b>Dia.</b> | <br><b>SM-REF.</b> | <br><b>SM-REF.</b> |
|--|-------------------------|---|--|---|--|---|--|--|--|--|
| <b>MAZDA</b><br><br><b>Familia</b><br>Eng. TB<br>1169 ccm  |                         | <b>70,00</b><br>4   |  |   | 2,00<br>2,00<br>4,00   | <b>798507-00-4</b><br>910 Cr *<br>931 P<br>3PC Cr   | -  | 70,00  | -  | -  |
| <b>323</b><br>Eng. 6CV E1<br>1100 ccm  | 94-00                   | <b>70,00</b><br>4   |  |   | 1,50<br>1,50<br>4,00   | <b>798509-00-4</b><br>910 IF Cr S<br>911 P<br>3PC Cr  | -  | 70,00  | -  | -  |
| <b>121 / 323</b><br><b>Autozam Revue</b><br><b>Demio / GLC / Familia</b><br>Eng. B3<br>1324 ccm<br>43-54 kW (58-79 PS) | 84-98<br>91-98<br>87-99 | <b>71,00</b><br>4   |  |   | 1,20<br>1,50<br>3,00   | <b>798513-00-4</b><br>910 Cr P S<br>911 P<br>3PC Cr   | -  | 71,00  | -  | -  |
| <b>BS7C / BTA67 / Familia</b><br>Eng. TC<br>1272 ccm<br>63 kW (85 PS)  |                         | <b>73,00</b><br>4   |  |   | 1,50<br>1,50<br>4,00   | <b>798512-00-4</b><br>910 Cr S<br>931 P<br>3PC Cr P   | -  | 73,00  | -  | -  |
| <b>E1400</b><br>Eng. UC<br>1415 ccm<br>48-52 kW (65-70 PS)   |                         | <b>77,00</b><br>4   |  |   | 1,50<br>1,50<br>4,00   | <b>798516-00-4</b><br>910 Cr S<br>931 P<br>3PC Cr   | -  | 77,00  | -  | -  |
| <b>323 GLC / BD1031</b><br>Eng. E3<br>1296 ccm<br>Eng. E5<br>1490 ccm  | 80-86<br><br>81-86      | <b>77,00</b><br>4   |  |   | 1,20<br>1,50<br>4,00   | <b>798517-00-4</b><br>910 IF Cr S<br>931 P<br>3PC Cr P  | -  | 77,00  | -  | -  |
| <b>323 / BD1031</b><br><b>Familia / GLC</b><br>Eng. E3 / E5<br>1296-1490 ccm<br>40-65 kW (54-88 PS)                    | 80-87                   | <b>77,00</b><br>4   |  |   | 1,50<br>2,00<br>4,00   | <b>798518-00-4</b><br>910 Nit S<br>931 P<br>3PC Cr  | -  | 77,00  | -  | -  |
| <b>Protege</b><br>Eng. ZL<br>1597 ccm<br>63 kW (86 PS)   | 89-91                   | <b>78,00</b><br>4   |  |   | 1,20<br>1,50<br>3,00   | <b>798542-00-4</b><br>910 Cr S<br>931 P<br>3PC Cr<br><br><b>798542-50-4</b>                       | -  | 78,00  | -  | -  |
| <b>Capella, Familia Van</b><br>Eng. B6<br>1597 ccm<br>63 kW (86 PS)  |                         | <b>78,00</b><br>4   |  |   | 1,50<br>1,50<br>3,00   | <b>798532-00-4</b><br>910 IF Cr S<br>931 P<br>3PC   | -  | 78,00  | -  | -  |
| <b>Luce 626 / Capella</b><br>Eng. VB / NA<br>1796 ccm<br>73,5 kW (100 PS)  | 68-73                   | <b>78,00</b><br>4   |  |   | 1,50<br>1,50<br>4,00   | <b>798520-00-4</b><br>910 IF Cr S<br>931 P<br>3PC Cr  | -  | 78,00  | -  | -  |



MODEL / ENGINE

YEAR

Dia.  
CYL

Ø x L



SM-REF



SM-REF.

Piston  
Dia.

SM-REF.



SM-REF.

**MAZDA****Luce B 1600 Pick up Truck**Eng. NA-2  
1586 ccm78,00  
41,50 910 Nit S  
2,00 931 P  
4,00 3PC Nit<sup>\*NEW\*</sup>  
**798515-00-4**

-

78,00

-

-

1,50 910 Nit S  
2,00 931 P  
4,00 3PC Cr**798523-00-4**

-

78,00

-

-

**798523-25-4**

-

78,25

-

-

**798523-50-4**

-

78,50

-

-

**798523-75-4**

-

78,75

-

-

**1600**Eng. NA  
1586 ccm  
55 kW (75 PS)

70-

78,00  
41,20 910 Cr S  
1,50 931 P  
4,00 3PC Cr**798522-00-4**

-

78,00

-

-

**626**Eng. MA  
1970 ccm  
81 kW (110 PS)82-83  
77-82  
77-8480,00  
41,20 910 Cr S  
1,50 931 P  
4,00 3PC Cr**798525-00-4**

-

80,00

-

-

**626**Eng. VC  
1769 ccm  
61 kW (83 PS)82-83  
75-76

80,00

1,50 910 Cr S  
2,00 931 P  
4,00 3PC Cr**798526-00-4**

-

80,00

-

-

**798526-00-4**

-

80,50

-

-

**Luce Van / Deluxe 1800  
LA2VV / Cosmo**Eng. VC  
1769 ccm  
61 kW (83 PS)

73-86

80,00  
42,00 910 Cr \*  
2,00 931 P  
4,00 3PC Cr P**798549-00-4**

-

80,00

-

-

**798549-50-4**

-

80,50

-

-

**Capella 1.6 / 626 1.6**Eng. F6  
1587 ccm  
60 kW (81 PS)

82-87

81,00  
41,50 910 IF Cr S  
1,50 931 P  
4,00 3PC Cr**798527-00-4**

-

81,00

-

-

**798527-50-4**

-

81,50

-

-

**Familia**Eng. BG8P, BG8Z  
1839 ccm  
99 kW (135 PS)

90-94

83,00  
41,50 910 IF Cr S  
1,50 931 P  
3,00 3PC Nit**798536-00-4**

-

83,00

-

-

**626 / MX-6****Capella / Telstar**Eng. FS / FP  
1840 / 1991 ccm  
66-85 kW (90-115 PS)

92-93

83,00  
41,20 910 IF Cr S  
1,50 931 P  
3,00 3PC Cr**798538-00-4**

-

83,00

-

-



MODEL / ENGINE

YEAR

Dia.  
CYLVT  
MT

Ø x L



SM-REF



SM-REF.

Piston  
Dia.

SM-REF.



SM-REF.

**MAZDA**

**MX-5 1.8i 16V**  
**5 1.8i 16V**  
**6 1.8i 16V**  
 Eng. CHBB  
 1798 ccm  
 88-93 kW (120-126 PS)

05-  
05-  
**83,00**  
4

1,20  
1,20  
2,50

**792162-00-4**  
 910 IF Nit S  
 931 P  
 3PC Nit

83,00

**626 Mk III 1.8**  
**626 Mk III Coupe 1.8**  
**626 Mk III Estate 1.8**  
**626 Mk III Hatchb. 1.8**  
 Eng. F8  
 1789 ccm  
 65 kW (88 PS)

87-92  
87-91  
88-92  
87-92  
**86,00**  
4

1,50  
1,50  
4,00

**798529-00-4**  
 910 IF Nit S  
 931 P  
 3PC Cr

86,00

**626 Mk II 2.0**  
**626 Mk II Hatchb. 2.0**  
**626 Mk III 2.0**  
**626 Mk III Coupe 2.0**  
**626 Mk III Estate 2.0**  
**626 Mk III Hatch. 2.0**  
**929 Mk II 2.0**  
**929 Mk II 2.0 i GLX**  
**929 Mk II Coupe 2.0 / i**  
**929 Mk III 2.0**  
**E-Serie Box E2000**  
 Eng. FE  
 1998 ccm  
 66-88 kW (90-120 PS)

83-87  
83-87  
87-90  
87-90  
88-97  
87-90  
84-87  
84-87  
84-87  
**86,50**

**798529-50-4**

86,50

**2.3**  
**Hatchback 2.3**  
**Station Wagon 2.3**  
**Station Wagon 2.3 AWD**  
 Eng. L3C1  
 2261 ccm  
 122 kW (166 PS)

02-07  
02-07  
02-07  
02-07  
**87,50**  
4

1,20  
1,20  
2,50

**792172-00-4**  
 910 Nit S  
 931 P  
 3PC Cr

87,50

**2.0**  
**2.0 MZR**  
**Saloon 2.0**  
**Saloon 2.0 MZR**  
**Estate 2.0 MZR**  
**Hatchback 2.0**  
**Hatchback 2.0 MZR**  
**Station Wagon 2.0**  
**Station Wagon 2.0**  
**Premacy 2.0**  
 Eng. LF17 / LF18 / LFF7  
 1999 ccm  
 104-107 kW (141-146 PS)

02-09  
09-  
04-  
09-  
08-  
02-07  
07-  
02-07  
05-05










**798548-00-4**  
 910 Cr P  
 931 P  
 3PC Cr

96,00

**B2500**  
 Eng. C  
 2498 ccm  
 62/80 kW (84/109PS)

02-06  
**96,00**  
4

1,50  
1,50  
3,00

| MODEL / ENGINE  | YEAR                       |  Dia.<br>CYL |  KH<br>VT<br>MT |  GL<br>Ø x L |  |  SM-REF     |  SM-REF. |  Piston<br>Dia. |  SM-REF. |  SM-REF. |
|---|----------------------------|--|---|--|--|---|---|---|--|--|
| <b>MAZDA DIESEL</b>   |                            |  |   |  |  |   |   |   |  |  |
| <b>Eng. Y601 (DV6TED4)</b><br>3 1.6 CDI 16V<br>3 1.6 DI Turbo<br>3 1.6 MZR CD<br>3 Saloon 1.6 DI Turbo<br>1560 ccm<br>80-81 kW (109-110 PS) | 04-<br>04-09<br>09-<br>04- | <b>75,00</b><br>4  | 41,7<br>-<br>-1,16<br>-13,29<br>65,2<br>MØ=41,72  | 26<br>x<br>61<br>T   | 3,00<br>1,95<br>2,50   | <b>793758-00-4</b><br>916 Cr *<br>931 P<br>947 EX Nit S<br><br><b>793758-50-4</b>           | <b>803710-00-1</b><br><br>RT / KK / AK<br><br><b>803710-50-1</b>                          | 75,00<br><br><br><br><br>80,00  | <b>953706-4</b><br>A=78<br>L=142<br>H=5<br>C=79,5<br>semi<br>-                             | -<br><br><br><br><br>-   |
| <b>Eng. RF</b><br>Eunos 2.0 D<br>1998 ccm<br>47-55 kW (64-75 PS)  | 89-                        | <b>86,00</b><br>4  |   |  | 1,50<br>1,50<br>4,00   | <b>798535-00-4</b><br>910 IF S Nit<br>931 P<br>3PC Cr P<br><br><b>798535-50-4</b>           | -<br><br>-  | 86,00<br><br>86,50  | -<br><br>-   | -<br><br>-   |
| <b>Eng. NB7</b><br>Sportage / Sportage Turbo<br>2184 ccm  | 93-                        | <b>86,00</b><br>4  |   |  | 2,00<br>2,00<br>3,00   | <b>798656-00-4</b><br>910 IF Cr S<br>911 IW Cr<br>947 EX Nit S                              | -   | 86,00   | -  | -  |
| <b>Eng. RFX</b><br>323 2.0 D<br>1998 ccm<br>41-52 kW (56-71 PS)   | 96-                        | <b>86,00</b><br>4  |   |  | 2,00<br>2,00<br>3,00   | <b>798657-00-4</b><br>913 Nit S<br>911 IW Cr<br>947 EX Nit S                                | -   | 86,00   | -  | -  |
| <b>Eng. WLT</b><br>MPV 2.5 TD<br>2499 ccm<br>85 kW (116 PS)   | 96-99                      | <b>93,00</b><br>4  | 47,8<br>-<br>-3<br>87,3<br>-<br>-<br>-  | 32<br>X<br>70<br>T   | 2,50<br>2,00<br>3,00   | <b>798652-00-4</b><br>910 IF Cr S P<br>911 IW Cr P<br>947 EX Cr S<br><br><b>798652-50-4</b> | <b>808601-00-1</b><br><br><br><br><br><b>808601-50-1</b>                                  | 93,00<br><br><br>93,50  | -<br><br><br>-   | -<br><br><br>-   |
| <b>Eng. W9</b><br>B 2900<br>2900 ccm  |                            | <b>95,00</b><br>4  |   |  | 2,50<br>2,00<br>3,00   | <b>798661-00-4</b><br>910 IF Cr P *<br>911 IW Cr P<br>947 Cr P<br><br><b>798661-50-4</b>    | -<br><br>-  | 95,00<br><br>95,50  | -<br><br>-   | -<br><br>-   |
| <b>Eng. VS</b>  |                            | <b>98,00</b><br>4  |   |  | 2,50<br>2,00<br>3,00   | <b>798667-00-4</b><br>910 IF Cr<br>911 IW Cr P<br>947 EX Nit S                              | -   | 98,00   | -  | -  |
| <b>MERCEDES-BENZ</b>  |                            |  |   |  |  |   |   |   |  |  |
| <b>A 140</b><br>Eng. 166 E 14.940<br>1397 ccm<br>60 kW (82 PS)  | 98-                        | <b>80,00</b><br>4  |   |  | 1,20<br>1,75<br>3,00   | <b>791084-00-4</b><br>910 Cr S<br>931 P<br>3PC Cr   | -   | 80,00   | -  | -  |
| <b>A 160 Vaneo</b><br>Eng. M 166 E 16.960 / 961<br>1598 ccm<br>75 kW (102 PS)   | -98<br>01-                 |  |   |  |  | <b>791084-50-4</b>  | -   | 80,50   | -  | -  |



MODEL / ENGINE

YEAR



Dia.  
CYL



VT  
MT



Ø x L



SM-REF



SM-REF.



SM-REF.



Piston  
Dia.



SM-REF.



SM-REF.

**MERCEDES-BENZ**

**C 180 / C 200 / C230**

Eng. M 271 Kompressor  
1796 ccm  
105 kW (143 PS) 120 kW

82,00  
4

1,20  
1,50  
2,50

**791098-00-4**  
910 Nit S  
911 P  
3PC Nit

-

82,00

-

-

**S 600 / CL 600**

Eng. M 275  
5513 ccm  
368 kW (500 PS)

82,00  
12

**CL 600 5.5  
S 600 5.5**

Eng. M 275.950  
5513 ccm  
368 kW (500 PS)

02-06  
02-05

82,00  
12

1,20  
1,50  
2,00

**791269-00-4**  
910 Nit S  
911 P  
947 EX Nit S

-

82,00

-

-

**C 180**

**C 180 CGI**

**C 180 CGI**

**C 200 CGI**

**C 200 CGI**

**C 200 CGI**

**C 250**

**C 250 CGI**

**C 250 CGI**

**E 200 / 250 CGI**

**SLK 200 / 250**

Eng. M 271.820 / 860 / 861  
1796 ccm  
115-150 kW (156-204 PS)

11-  
07-13  
09-  
07-13  
07-  
11-  
11-  
09-  
09-13  
10-13  
11-

82,00  
4

1,20  
1,50  
2,00

**791272-00-4**  
910 Nit S  
931 P  
3PC Nit

-

82,00

-

-

**190 E 2.6 / 260 E  
260 SE**

Eng. M 103 E 26.940 / 941  
Eng. M 103 E 26.943  
2599 ccm  
117-125 kW (159-170 PS)

84-  
84-92

82,90  
6

1,50  
1,75  
3,00

**791053-00-6**  
910 IF Cr \*  
931 P  
947 EX Cr

-

82,90

-

-

**791053-50-6**

-

83,40

-

-

**A 150**

**A 160**

**B 150**

**B 160**

Eng. M 266.920  
1498 ccm  
70 kW (95 PS)

04-12  
09-12  
05-11  
09-11

83,00  
4

1,20  
1,75  
2,00

**791255-00-4**  
910 IF Nit S  
931 P  
3PC Cr

-

83,00

-

-

**A 170**

**A 180**

**B 170 / B180**

Eng. M 266.940  
1699 ccm  
85 kW (115 PS)

04-12  
09-12  
05-11

**A 200**

**A 200 Turbo**

**B170 NGT / B 180 NGT**

**B 200 / Turbo**

Eng. M 266.960 / M 266.980  
2034 ccm  
100-142 kW (136-193 PS)

04-12  
05-12  
08-11  
05-11



MODEL / ENGINE

YEAR

Dia.  
CYLVT  
MT

Ø x L



SM-REF



SM-REF.

Piston  
Dia.

SM-REF.



SM-REF.

**MERCEDES-BENZ**

|                                |       |              |  |  |      |  |   |       |   |   |
|--------------------------------|-------|--------------|--|--|------|--|---|-------|---|---|
| <b>A 160</b>                   | 15-   | <b>83,00</b> |  |  |      | <sup>*NEW*</sup><br><b>791284-00-4</b> | - | 83,00 | - | - |
| <b>A 180 / 200</b>             | 12-   | 4            |  |  | 1,20 | 910 Nit S PVD                          |   |       |   |   |
| <b>B 160</b>                   | 15-   |              |  |  | 1,00 | 911 S PVD                              |   |       |   |   |
| <b>B 180 / 200</b>             | 11-   |              |  |  | 2,00 | 3PC Nit PVD                            |   |       |   |   |
| <b>C 160</b>                   | 15-   |              |  |  |      |  |   |       |   |   |
| <b>C 180</b>                   | 12-14 |              |  |  |      |  |   |       |   |   |
| <b>C 180 CGI</b>               | 08-14 |              |  |  |      | <sup>*NEW*</sup><br><b>791283-00-4</b> | - | 83,00 | - | - |
| <b>CLA 180 / 200</b>           | 13-   |              |  |  | 1,20 | 910 IF Nit S                           |   |       |   |   |
| <b>GLA 180</b>                 | 15-   |              |  |  | 1,50 | 911 P                                  |   |       |   |   |
| <b>GLA 200</b>                 | 13-   |              |  |  | 2,00 | 3PC Nit PVD                            |   |       |   |   |
| Eng. M 270.910                 |       |              |  |  |      |  |   |       |   |   |
| Eng. M 274.910                 |       |              |  |  |      |  |   |       |   |   |
| 1595 ccm                       |       |              |  |  |      |  |   |       |   |   |
| 75-115 kW (102-156 PS)         |       |              |  |  |      |  |   |       |   |   |
| <b>A 220 4-matic</b>           | 14-   |              |  |  |      |  |   |       |   |   |
| <b>A 250 / 4-matic</b>         | 12-15 |              |  |  |      |  |   |       |   |   |
| <b>A 250 / 4-matic</b>         | 15-   |              |  |  |      |  |   |       |   |   |
| <b>B 220 4-matic</b>           | 13-   |              |  |  |      |  |   |       |   |   |
| <b>B 250</b>                   | 12-   |              |  |  |      |  |   |       |   |   |
| <b>B 250 4-matic</b>           | 14-   |              |  |  |      |  |   |       |   |   |
| <b>C 200</b>                   | 13-   |              |  |  |      |  |   |       |   |   |
| <b>C 200 4-matic</b>           | 15-   |              |  |  |      |  |   |       |   |   |
| <b>C 250</b>                   | 14-   |              |  |  |      |  |   |       |   |   |
| <b>C 300 / 350 e</b>           | 15-   |              |  |  |      |  |   |       |   |   |
| <b>C 300 4-matic</b>           | 13-   |              |  |  |      |  |   |       |   |   |
| <b>C 200 / 250</b>             | 14-   |              |  |  |      |  |   |       |   |   |
| <b>C 200 4-matic</b>           | 15-   |              |  |  |      |  |   |       |   |   |
| <b>E 200 / NGT</b>             | 13-   |              |  |  |      |  |   |       |   |   |
| <b>E 200 / 250</b>             | 12-   |              |  |  |      |  |   |       |   |   |
| <b>CLA 250 4-matic</b>         | 13-   |              |  |  |      |  |   |       |   |   |
| <b>GLA 250 / 4-matic</b>       | 13-   |              |  |  |      |  |   |       |   |   |
| <b>GLC 250 4-matic</b>         | 15-   |              |  |  |      |  |   |       |   |   |
| <b>CLK 200</b>                 | 13-15 |              |  |  |      |  |   |       |   |   |
| <b>GLK 250 / 4-matic</b>       | 13-15 |              |  |  |      |  |   |       |   |   |
| <b>SLK 200 / 300</b>           | 15-   |              |  |  |      |  |   |       |   |   |
| Eng. M 270.920                 |       |              |  |  |      |  |   |       |   |   |
| Eng. M 274.920                 |       |              |  |  |      |  |   |       |   |   |
| 1991 ccm                       |       |              |  |  |      |  |   |       |   |   |
| 115-180 kW (156-245 PS)        |       |              |  |  |      |  |   |       |   |   |
| <b>E 240</b>                   | 97-   | <b>83,20</b> |  |  |      | <b>791073-00-6</b>                     | - | 83,20 | - | - |
| Eng. M 112 E 24                |       | 6            |  |  | 1,50 | 910 IF Nit S                           |   |       |   |   |
| 2398 ccm                       |       |              |  |  | 1,75 | 931 P                                  |   |       |   |   |
| 120 kW (163 PS)                |       |              |  |  | 3,00 | 3PC Nit                                |   |       |   |   |
| <b>A 190</b>                   |       | <b>84,00</b> |  |  |      | <b>791079-00-4</b>                     | - | 84,00 | - | - |
| Eng. M 166 E 19                |       | 4            |  |  | 1,20 | 910 IF Nit S                           |   |       |   |   |
| 1898 ccm                       |       |              |  |  | 1,75 | 931 P                                  |   |       |   |   |
| 92 kW (125 PS)                 |       |              |  |  | 2,50 | 3PC Nit                                |   |       |   |   |
| <b>S 600 L / CL 600</b>        | 99-02 | <b>84,00</b> |  |  |      | <b>791097-00-6</b>                     | - | 84,00 | - | - |
| Eng. M 137 E 58                |       | 12           |  |  | 1,20 | 910 IF Nit S                           |   |       |   |   |
| 5786 ccm                       |       |              |  |  | 1,50 | 931 P                                  |   |       |   |   |
| 270 kW (367 PS)                |       |              |  |  | 2,50 | 3PC Nit                                |   |       |   |   |
| <b>280 S / 280 SE / 280 SL</b> | 68-72 | <b>86,50</b> |  |  |      | <b>791067-00-2</b>                     | - | 86,50 | - | - |
| <b>250 C / 300 SE / U 110</b>  |       | 6            |  |  | 2,00 | 910 Cr *                               |   |       |   |   |
| <b>404</b>                     |       |              |  |  | 2,50 | 931 P                                  |   |       |   |   |
| Eng. M 130.920 / 921 / 923     |       |              |  |  | 4,00 | 3PC Cr P                               |   |       |   |   |
| 925 / 933 / 980 / 983 / 984    |       |              |  |  |      |  |   |       |   |   |
| 2778 ccm                       |       |              |  |  |      |  |   |       |   |   |
| 81-125 kW (110-170 PS)         |       |              |  |  |      |  |   |       |   |   |



MODEL / ENGINE











| YEAR                     | <br>Dia.<br>CYL   | <br>KH GL<br>VT BU<br>MT   | <br>Ø x L     | <br>Ø x L            | <br>SM-REF  | <br>SM-REF.   | <br>Piston<br>Dia. | <br>SM-REF.   | <br>SM-REF.   |             |
|--------------------------|-------------------|--|---------------|----------------------|---|---|--------------------|---|---|-------------|
| <b>MERCEDES-BENZ</b>     |                   |  |               |                      |   |   |                    |   |   |             |
| 84-86<br>84-86           | <b>88,50</b><br>6 |  |               |                      | 1,50<br>1,75<br>3,00  | <b>791049-00-6</b><br>910 IF Cr *<br>931 P<br>947 EX Cr<br><b>791049-50-6</b>                       | -<br>-<br>-        | 88,50<br>89,00  | -<br>-  | -<br>-      |
| 70-86<br>84-86           | <b>88,50</b><br>6 |  |               |                      | 1,50<br>1,75<br>3,00  | <b>791049-00-6</b><br>910 IF Cr *<br>931 P<br>947 EX Cr<br><b>791049-50-6</b>                       | -<br>-<br>-        | 88,50<br>89,00  | -<br>-  | -<br>-      |
| 90-                      | <b>89,00</b><br>4 |  |               |                      | 1,75<br>2,00<br>3,50  | <b>791038-00-4</b><br>910 IF Cr *<br>931 P<br>947 EX Cr<br><b>791038-50-4</b><br><b>791038-10-4</b> | -<br>-<br>-        | 89,00<br>89,50<br>90,00   | <b>951022-4</b><br>A=92,00<br>L=146,1<br>H=4,6<br>C=94,55<br>-<br>- | -<br>-<br>- |
| 80-83                    | <b>89,00</b><br>4 | 43,2<br>-<br>-1,0/-2,3<br>-<br>83,2  | 24<br>x<br>62 | 1,75<br>2,00<br>3,50 | <b>791038-00-4</b><br>910 IF Cr *<br>931 P<br>947 EX Cr<br><b>791038-50-4</b> | <b>801023-00-1</b><br><b>801023-50-1</b>  | 89,00<br>89,50     | <b>951022-4</b><br>A=92,00<br>L=146,1<br>H=4,6<br>C=94,55<br>-<br>- | -<br>-  |             |
| 84-<br>83-<br>84-<br>84- | <b>89,00</b><br>4 | 43,2<br>-<br>-1,7/-2,2<br>-<br>79,7<br>AA=22,3<br>42,9<br>-<br>-1,4/-1,9<br>-1,2<br>79,4<br>42,9<br>-<br>-1,4/-1,9<br>-1,6<br>79,4 | 22<br>x<br>56 | 1,75<br>2,00<br>3,50 | <b>791038-00-4</b><br>910 IF Cr *<br>931 P<br>947 EX Cr<br><b>791038-50-4</b> | <b>801024-00-1</b><br><b>801024-50-1</b>  | 89,00<br>89,50     | <b>951022-4</b><br>A=92,00<br>L=146,1<br>H=4,6<br>C=94,55<br>-<br>- | -<br>-  |             |
| 89-<br>89-<br>89-90      | <b>89,00</b><br>4 |  |               |                      | 1,75<br>2,00<br>3,50  | <b>791038-00-4</b><br>910 IF Cr *<br>931 P<br>947 EX Cr<br><b>791038-50-4</b><br><b>791038-10-4</b> | -<br>-<br>-        | 89,00<br>89,50<br>90,00   | <b>951022-4</b><br>A=92,00<br>L=146,1<br>H=4,6<br>-<br>-            | -<br>-<br>- |





MODEL / ENGINE

| YEAR                            | <br>Dia.<br>CYL | <br>VT<br>MT | <br>KH<br>GL | <br>Ø x L | <br>SM-REF           | <br>SM-REF.                                    | <br>Piston<br>Dia.   | <br>SM-REF. | <br>SM-REF. |        |
|---------------------------------|-----------------|--------------|--------------|-----------|----------------------|--|----------------------|-------------|-------------|--------|
| <b>MERCEDES-BENZ</b>            |                 |              |              |           |                      |  |                      |             |             |        |
| 91-93                           | 89,90           | 6            | 31,12        | 22        | 1,50<br>1,75<br>3,00 | 791050-00-6<br>910 IF Nit S<br>931 P<br>3PC Cr | 801028-00-1          | 89,90       | -           | -      |
| 94-                             |                 |              | -            | x         |                      |  |                      | -           | -           | -      |
| 91-92                           |                 |              | 0,64         | 56        |                      |  |                      | 1,75        | 931 P       | 3PC Cr |
| 93-                             |                 |              | -1,2         |           |                      |  |                      |             |             |        |
| Eng. M 104 E 32.980/81/90/94/95 |                 |              | 56,1         |           |                      |  |                      |             |             |        |
| Eng. M 104 E 32.990-994         |                 |              | 30,82        |           |                      | -  | 801028-25-1          | 90,15       | -           | -      |
| 3199 ccm                        |                 |              | -            |           |                      | -  | 801028-50-1          | 90,40       | -           | -      |
| 170-162 kW (231-220 PS)         |                 |              | 0,64         |           |                      |  |                      |             |             |        |
|                                 |                 |              | -1,2         |           |                      |  |                      |             |             |        |
|                                 |                 |              | 55,8         |           |                      |  |                      |             |             |        |
| <b>200 E / 200 CE / 200 TE</b>  | 93-             | 89,90        |              |           |                      | 791065-00-4                                    | -                    | 89,90       | -           | -      |
| <b>E 200 / C 200</b>            |                 | 4            |              |           | 1,50                 | 910 IF Nit S                                   |                      |             |             |        |
| Eng. M 111 E 20.940-942         |                 |              |              |           | 1,75                 | 931 P  |                      |             |             |        |
| Eng. M 111 E 20 OB              |                 |              |              |           | 3,00                 | 3PC Cr   |                      |             |             |        |
| 1996 ccm                        |                 |              |              |           |                      |  |                      |             |             |        |
| 100 kW (136 PS)                 |                 |              |              |           |                      |  |                      |             |             |        |
| <b>220 E</b>                    | 92-93           |              |              |           |                      |  |                      |             |             |        |
| <b>C 220 / E 220</b>            | 93-             |              |              |           |                      |  |                      |             |             |        |
| Eng. M 111 E 22                 |                 |              |              |           |                      |  |                      |             |             |        |
| 2199 ccm                        |                 |              |              |           |                      |  |                      |             |             |        |
| 110 kW (150 PS)                 |                 |              |              |           |                      |  |                      |             |             |        |
| <b>420 SL</b>                   | 86-89           | 92,00        |              |           |                      | 791056-00-4                                    | -                    | 92,00       | -           | -      |
| <b>420 SE / SEL</b>             | 85-91           | 8            |              |           | 1,50                 | 910 IF Cr S                                    |                      |             |             |        |
| <b>420 SEC</b>                  | 85-91           |              |              |           | 2,00                 | 931  |                      |             |             |        |
| Eng. M 116.964 / M 116.965      |                 |              |              |           | 3,50                 | 947 EX Cr                                      |                      |             |             |        |
| 150-170 kW (204-231 PS)         |                 |              |              |           |                      |  |                      |             |             |        |
| <b>C 350</b>                    | 05-13           | 92,90        | 30,43        | 22        |                      | 791260-00-6                                    | 801055-00-1          | 92,90       | -           | -      |
| <b>CLC 350</b>                  | 08-11           | 6            | -            | x         | 1,50                 | 910 Nit S                                      |                      |             |             |        |
| <b>CLK 350</b>                  | 05-11           |              | 1,81/1,81    | 52        | 1,75                 | 931 P  |                      |             |             |        |
| <b>CLS 350</b>                  | 04-10           |              | -            |           | 2,50                 | 3PC Nit  |                      |             |             |        |
| <b>E 350</b>                    | 05-08           |              | 50,83        |           |                      |  |                      |             |             |        |
| <b>E 350 T</b>                  | 05-09           |              | -            |           |                      | *NEW*<br>791260-50-6                           | *NEW*<br>801055-50-1 | 93,40       | -           | -      |
| <b>GLK / SLK 350</b>            | 08-11           |              | -            |           |                      |  |                      |             |             |        |
| <b>ML 350</b>                   | 05-11           |              | -            |           |                      |  |                      |             |             |        |
| <b>R 350</b>                    | 06-13           |              |              |           |                      |  |                      |             |             |        |
| <b>S 350</b>                    | 05-11           |              |              |           |                      |  |                      |             |             |        |
| <b>SL 350</b>                   | 06-12           |              |              |           |                      |  |                      |             |             |        |
| <b>SLK 350</b>                  | 08-11           |              |              |           |                      |  |                      |             |             |        |
| <b>Viano 3.5</b>                | 07-             |              |              |           |                      |  |                      |             |             |        |
| <b>Sprinter 224 / 324</b>       | 06-             |              |              |           |                      |  |                      |             |             |        |
| <b>Sprinter 424 / 524</b>       | 06-             |              |              |           |                      |  |                      |             |             |        |
| <b>Vito 126 3.5</b>             | 07-             |              |              |           |                      |  |                      |             |             |        |
| Eng. M 272.960 / 961 / 964-967  |                 |              |              |           |                      |  |                      |             |             |        |
| 969-972 / 975 / 978 / 979 / 991 |                 |              |              |           |                      |  |                      |             |             |        |
| 3498 ccm                        |                 |              |              |           |                      |  |                      |             |             |        |
| 190-224 kW (272-305 PS)         |                 |              |              |           |                      |  |                      |             |             |        |
| <b>GL 450</b>                   | 06-12           | 92,90        |              |           |                      |  |                      |             |             |        |
| <b>S 450</b>                    | 05-10           | 8            |              |           |                      |  |                      |             |             |        |
| Eng. M 273.922-924              |                 |              |              |           |                      |  |                      |             |             |        |
| 4663 ccm                        |                 |              |              |           |                      |  |                      |             |             |        |
| 250 kW (340 PS)                 |                 |              |              |           |                      |  |                      |             |             |        |

| <br><b>MODEL / ENGINE</b>   | <b>YEAR</b> | <br><b>Dia.</b><br><b>CYL</b> | <br><b>VT</b><br><b>MT</b> | <br><b>Ø x L</b> |  | <br><b>SM-REF</b> | <br><b>SM-REF.</b> | <br><b>Piston</b><br><b>Dia.</b> | <br><b>SM-REF.</b> | <br><b>SM-REF.</b> |
|---|-------------|---|--|--|--|---|--|--|--|--|
| <b>MERCEDES-BENZ</b>  |             |   |  |  |  |   |  |  |  |  |
| <b>230 / 230 G</b><br>Eng. M 115.951 / 954<br><b>O 309</b><br>Eng. M 115.958<br>2307 ccm<br>66-81 kW (90-110 PS)  | 73-82       | <b>93,75</b><br>4   | 51,75<br>-<br>-<br>81,95   | 26<br>x<br>73  | 1,75<br>2,50<br>4,00   | <b>791068-00-4</b><br>910 IF Cr *<br>931 P<br>947 EX Cr   | -  | 93,75  | -  | -  |
|   | 79-85       |   |  |  |  | <b>791068-40-4</b>  | -  | 94,15  | -  | -  |
|   | 75-83       |   |  |  |  | <b>791068-80-4</b>  | -  | 94,55  | -  | -  |
|   | 75-83       |   |  |  |  |   |  |  |  |  |
| <b>190 E 2.3 16V</b><br>Eng. M 102.983<br>2299 ccm<br>125-136 kW (170-185 PS)   | 83-88       | <b>95,50</b><br>4   |  |  | 1,50<br>1,75<br>3,50   | <b>791094-00-4</b><br>910 IF Cr S<br>931 P<br>947 EX Cr   | -  | 95,50  | -  | -  |
|   | 88-         |   |  |  |  | <b>791094-50-4</b>  | -  | 96,00  | -  | -  |
| <b>230 E / 230 GE</b><br><b>190 E 2.3 / 230 E</b><br><b>190 E (USA)</b><br><b>210 / 310 / 410 O309</b><br>Eng. M102 E 23....<br>2299 ccm<br>70-100 kW (95-136 PS) | 80-83       | <b>95,50</b><br>4   |  |  | 1,75<br>2,00<br>3,50   | <b>791040-00-4</b><br>910 IF Cr *<br>931 P<br>947 EX Cr   | -  | 95,50  | -  | -  |
|   | 84-         |   |  |  |  | <b>791040-50-4</b>  | -  | 96,00  | -  | -  |
|   | 82-83       |   |  |  |  | <b>791040-10-4</b>  | -  | 96,50  | -  | -  |
|   | 84-         |   |  |  |  |   |  |  |  |  |
| <b>560 SE</b><br>Eng. M117 E 56<br>5547 ccm<br>205-220 kW (279-300 PS)  | 85-         | <b>96,50</b><br>8   |  |  | 1,75<br>2,00<br>3,50   | <b>791024-00-4</b><br>910 IF Cr *<br>931 P<br>947 EX Cr P   | -  | 96,50  | -  | -  |
|   | 85-         | <b>96,50</b><br>V8  |  |  |  |   |  |  |  |  |
| <b>500 / 500 SE / 500 SL</b><br><b>E 500 / CL 500 / S 500</b><br><b>SL 500</b><br>Eng. M117 E 50 / M119 E 50<br>4973 ccm<br>164-240 kW (223-333 PS)               |             |   |  |  |  |   |  |  |  |  |
|   |             |   |  |  |  |   |  |  |  |  |
| <b>MERCEDES-BENZ DIESEL</b>   |             |   |  |  |  |   |  |  |  |  |
| <b>Eng. OM 636</b><br>.914-919 / 930 / 31 / 934<br>1767 ccm<br>23,5-31,5 kW (32-43 PS)  | 51-61       | <b>75,00</b><br>4   | 45<br>-<br>-<br>-3,9<br>89   | 22<br>x<br>63,5  | 2,00<br>2,00<br>2,00<br>5,00<br>5,00   | <b>791015-00-2</b><br>910 IF Cr *<br>911 Fe<br>911 Fe<br>947 EX P<br>947 FS P                     | <b>801063-00-1</b>   | 75,00  | <b>951063-4</b><br>A=78<br>L=190<br>H=4<br>C=81<br>semi  | -  |
|   |             |   |  |  |  |   |  |  |  |  |
| <b>Eng. OM 312 / 314 /321</b><br><b>Eng. OM 324 / 352</b><br>Compressor   |             | <b>77,00</b><br>1   |  |  | 2,50<br>2,50<br>3,00<br>4,00   | <b>791001-00-1</b><br>910 IF P<br>910 IF P<br>930 P<br>947 EX P                                   | -  | 77,00  | -  | -  |
|   |             |   |  |  |  |   |  |  |  |  |



MODEL / ENGINE

YEAR



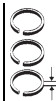
Dia.  
CYL



VT  
MT



Ø x L



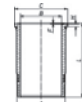
SM-REF



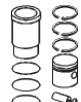
SM-REF.



Piston  
Dia.



SM-REF.



SM-REF.

**MERCEDES-BENZ  
DIESEL**

**Eng. OM 622.951**

Vito 109 CDI  
Vito 109 BlueTEC  
Vito 111 CDI  
Vito 111 BlueTEC  
1598 ccm  
65-84 kW (88-114 PS)

14-  
14-  
14-  
14-

**80,00**  
4

2,00  
1,75  
2,00

**\*NEW\***  
**793822-00-4**  
913 Nit S PVD  
911 IF U P  
947 EX Nit S

-

80,00

-

-

**Eng. OM 668 DE LA 16  
Eng. OM 668 DE LA 17**

A 160 / 170 Turbodiesel  
1689 ccm  
44/66 kW (60/90 PS)

44-65  
-  
-1  
-11,65  
70,65

**80,00**  
4

28  
x  
60

2,00  
2,00  
3,00

**791071-00-4**  
910 Cr \*  
911 P  
947 EX Cr

**801098-00-1**

80,00

-

-

**Eng. OM 640.940 / 941**

A 180 / A 200 CDI  
B 180 / B 200 CDI  
1991 ccm  
80/103 kW (109/140 PS)

04-12  
05-11

**83,00**  
4

2,00  
2,00  
2,00

**791257-00-4**  
910 Cr P \*  
911 IF U P  
947 EX Cr \*

-

83,00

-

-

**Eng. OM 640.942**

A 160 CDI  
1991 ccm  
60 kW (82 PS)

04-12

**Eng. OM 642**

.910 / 920-921 / 930 / 932  
C 320 CDI  
CLK / CLS CDI  
CLS 350 CDI  
E 280 CDI  
E 300 Bluetec  
E 320 CDI  
S 320 CDI  
S 350 CDI  
Sprinter 418 CDI  
2987 ccm  
155-173 kW (218-235 PS)

04-07  
05-10  
09-10  
05-09  
07-08  
05-09  
05-13  
09-13  
09-

**83,00**  
6

2,00  
2,00  
2,00

**791256-00-2**  
916 NIT S  
911 IF U P  
947 EX Cr \*

-

83,00

-

-

**Eng. OM 642**

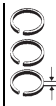
.940 / 950 / 960-961 / 970  
990 / 992 / 993  
C 320 CDI  
C 350 CDI  
G 320 CDI  
GL 320 CDI  
GL 350 CDI  
GLK 320 CDI  
ML 280 / 320 CDI  
ML 300 / 350 CDI  
R 280 / 320 / 350 CDI  
R 300  
Sprinter 218 / 318 CDI  
Sprinter 418 / 518 CDI  
Sprinter 219 / 319 CDI  
Sprinter 419 / 519 CDI  
Viano 300 CDI  
Vito 120 CDI  
2987 ccm  
135-165 kW (184-224 PS)

07-  
09-  
06-  
06-  
09-  
08-  
05-09  
09-11  
06-  
09-  
06-  
09-  
09-  
06-  
06-  
09-  
09-  
06-



MODEL / ENGINE

YEAR

Dia.  
CYL48,5  
-  
-1,40/-1,00  
-13,01  
-  
MØ=49,4  
-30  
x  
66  
T / NB  
DLC2,00  
1,75  
2,00

SM-REF



SM-REF.

Piston  
Dia.

SM-REF.



SM-REF.

**MERCEDES-BENZ  
DIESEL****Eng. OM 651**

.911-913 / 916 / 924 / 925  
940 / 955-957 / 960-961 / 980  
C 180 / 200 CDI  
C 220 / 250 CDI  
CLS 250 CDI  
E 200 / 220 / 250 CDI  
E 300 CDI BlueTec  
GLK 200 CDI  
GLK 220 / 250 CDI  
ML 250 CDI  
S 250 CDI  
SLK 250 CDI  
Shooting Break 250 CDI  
Sprinter 216 CDI  
Sprinter 210 / 213 CDI  
Sprinter 310 / 313 / 316 CDI  
Sprinter 416 / 510 / 516 CDI  
Sprinter 513 CDI  
Vito 110 / 113 / 116 CDI  
2143 ccm  
88-150 kW (120-204 PS)

11-  
07-  
11-  
09-  
11-  
10-  
11-  
10-13  
12-  
12-  
06-  
09-  
09-  
09-  
06-  
10-83,00  
448,5  
-  
-1,40/-1,00  
-13,01  
75,5  
-  
MØ=49,4  
-30  
x  
66  
T / NB  
DLC2,00  
1,75  
2,00**791277-00-4**  
910 IF CCL\*  
911 IF U Cr  
947 EX Cr \***801012-00-1**  
RT / KK

83,00

-

-

**Eng. OM 615**

.940 / 943 / 944  
200D / 206D / 207D / 306D  
1988 ccm  
40,5/44 kW (55/60 PS)

70-79

87,00  
452,9  
-  
-1  
-6,15  
91,426  
x  
722,00  
2,00  
4,00**791009-00-4**  
910 Cr S  
911 IF P  
947 EX Cr**801026-00-1**  
RT

87,00

**951026-4**  
A=90  
L=158,4  
H=4,7  
C=92  
semi

-

**791009-50-4**  
**801026-50-1**

87,50

**Eng. OM 615**

.910/11/12/14/16/19/30  
.936-939 / 941  
220D / 206D / 306D / 309D  
406D / 409D / O309D  
2197 ccm  
37,5-44 kW (51-60 PS)

68-72

87,00  
448,25  
-  
-1,0/-3,5  
-6,27  
89,6526  
x  
723,00  
2,00  
4,00**791010-00-4**  
910 IF Cr \*  
911 IF P  
947 EX Cr**801036-00-1**  
RT

87,00

**951025-4**  
A=90  
L=158,4  
H=4,7  
C=92  
semi

-

**791010-50-4**  
**801036-50-1**

87,50

**801036-10-1**

88,00

**Eng. OM 601**

.911 / 12 / 13  
190D / 200D / 200TD  
C200D / E200D  
1997 cm  
53-55 kW (72-75 PS)

84-93  
93-87,00  
444,85  
-  
-1,0/-1,2  
-9,05  
74,85  
AA=22,126  
x  
552,50  
2,00  
3,00**791048-00-1**  
910 Cr \*  
911 IF P  
947 EX Cr P**801073-00-1**  
RT / AK

87,00

**951040-4**  
A=90  
L=148,6  
H=4,7  
C=92,50  
semi

-

**791048-50-1**  
**801073-50-1**

87,50

**Eng. OM 602**

.911 / 12 / 30 / 31 / 38 / 39  
190D 2,5 / 250D / 310D  
2497 ccm  
62-69 kW (84-94 PS)

84-93

87,00  
544,65  
-**791048-00-1****801051-00-1**

87,00

**951040-4**  
A=90  
L=148,6  
H=4,7  
C=92,50  
semi

-

**Eng. OM 603**

.912 / 913  
300 D  
300 GD  
2996 ccm  
80-83 kW (109-113 PS)

84-93  
9187,00  
6-1,0/-1,2  
-9,05  
74,65  
AA=22,1**791048-50-1**RT / AK  
**801051-50-1**

87,50

-

-



MODEL / ENGINE

YEAR

Dia.  
CYL

Ø x L



SM-REF



SM-REF.

Piston  
Dia.

SM-REF.



SM-REF.

**MERCEDES-BENZ  
DIESEL****Eng. OM 601**.911 / 912  
190 D / 200 D  
1997 ccm  
53 kW (72 PS)

83-84

**87,00**  
42,00  
2,00  
3,00**791035-00-4**  
910 Cr S  
911 IF P  
947 EX Cr P

-

87,00

-

-

**Eng. OM 601**.921  
190 D (USA)  
2197 ccm  
53 kW (72 PS)

84-

**87,00**  
4**791035-50-4**  
4 Cyl. Version

-

87,50

-

-

**Eng. OM 602 D25**190 D 2.5 / 250 D  
2497 ccm  
66 kW (90 PS)**87,00**  
5**791036-00-5**  
**791036-50-5**  
5 Cyl. Version

-

87,00

-

-

**Eng. OM 603 D 30**300 D / E 300 Diesel  
2996 ccm  
80-100 kW (109-136 PS)**87,00**  
6**791036-00-5**  
**791036-50-5**  
5 Cyl. Version

-

87,50

-

-

**Eng. OM 602A**.911 / 961 / 962 / 993  
190D 2,5 / 250 D Turbo  
E250 TD  
2496 ccm  
90-93 kW (122-126 PS)85-95  
93-95**87,00**  
544,85  
-  
-1,0/-1,2  
-9,01  
74,85  
AA=22,128  
x  
702,50  
2,00  
3,00**791048-00-1**  
910 Cr \*  
911 IF P  
947 EX Cr P**801042-00-1**  
RT / KK / HA

87,00

**951040-4**  
A=90  
L=148,6  
H=4,7  
C=92,50  
semi

-

**Eng. OM 603A**.960 / 961 / 963  
300D Turbo / 300D  
E300 TD  
2996 ccm  
105-110 kW (143-150 PS)85-95  
93-95**87,00**  
6**791048-50-1****801042-50-1**

87,50

-

-

**Eng. OM 605 D25**.910 / 911 / 917  
C250D / E250D / E250TD  
2497 ccm  
83 kW (113 PS)

93-

**87,00**  
52,50  
2,00  
3,00**791048-00-1**  
910 Cr \*  
911 IF P  
947 EX Cr P

-

87,00

**951040-4**  
A=90  
L=148,6  
H=4,7  
C=92,50  
semi

-

**Eng. OM 606**.910 / 12  
E300D  
2996 ccm  
100 kW (136 PS)

93-

**87,00**  
6

-

-

-

-

-

-



MODEL / ENGINE

YEAR

Dia.  
CYLKH GL  
VT MT

Ø x L



Coil



SM-REF



SM-REF.

Piston  
Dia.

SM-REF.



SM-REF.

**MERCEDES-BENZ  
DIESEL****Eng. OM 611**

.961 / 962 / 980 / 981 / 987

E200 / E220 CDI

V200 / V220 CDI

C200 / C220 CDI

Vito 108/110/112

Sprinter

2151 ccm

60-105 kW (82-143 PS)

98-  
99-03  
00-  
99-88,00  
442,3  
-  
-13,9  
MØ=43,7  
72,330  
x  
702,50  
2,00  
3,00791089-00-1  
910 Cr \*  
911 IF  
947 EX Cr801014-00-1  
RT / KK

88,00

951059-4  
A=91  
L=147,6  
H=4,5  
C=93,70  
semi

-

**Eng. OM 612**

.961-963 / 981

E270 CDI

C270 CDI

CLK 270 CDI

G / ML270 CDI

Sprinter

2686 ccm

110-125 kW (150-170 PS)

99-  
00-  
02-  
99-88,00  
5791077-00-4  
4 Cyl. Version**Eng. OM 613**

.960 / 961

S320 CDI / E320 CDI

3222 ccm

145 kW (197 PS)

99-

88,00  
6**Eng. OM 646**

.811

C 200 CDI / C220 CDI

T-Model C 200 / 220 CDI

2148 ccm

100-125 kW (136-170 PS)

07-  
07-88,00  
442,3  
-30  
x  
70  
T2,50  
2,00  
3,00791275-00-1  
910 IF CCL \*  
911 IF U Cr  
947 EX Cr P801015-00-1  
RT / KK

88,00

-

-

**Eng. OM 646**

.812 / 820 / 821

C 200 CDI

E 200 CDI

E 220 CDI

T-Model E 200 / 220 CDI

2148 ccm

100 kW (136 PS)

07-  
06-08  
03-08  
03-09-2,30/-1,90  
-14,1  
72,3  
-  
MØ=46  
-

791275-50-1

801015-50-1

88,50

-

-

**Eng. OM 646**

.966

CLK 220 CDI

2148 ccm

110 kW (150 PS)

**Eng. OM 646**

.984 / 990

Sprinter 3 Platform 209 / 215 CDI

Sprinter 5 Platform 309 / 315 CDI

Sprinter 5 Platform 509 / 515 CDI

2148 ccm

65-110 kW (88-150 PS)

06-  
06-



MODEL / ENGINE

| YEAR   | Dia.<br>CYL  | KH<br>VT<br>MT    | GL<br>BU  | Ø x L                   | SM-REF               | SM-REF.   | Piston<br>Dia.                           | SM-REF.        | SM-REF.  |        |
|--|--------------|-------------------|---|-------------------------|----------------------|---|--|----------------|--|--------|
| <b>MERCEDES-BENZ DIESEL</b>  |              |                   |   |                         |                      |   |  |                |  |        |
| <b>Eng. OM 646</b><br>.986<br>Sprinter (906)<br>213 / 313 / 413 / 513 CDI<br>2148 ccm<br>95-110 kW (129-150 PS)          | 06-          | <b>88,00</b><br>4 | 42,30<br>-<br>-2,03/-1,78<br>-14,10<br>72,30<br>-<br>MØ=46<br>- | 30<br>x<br>70<br>T / NB | 2,50<br>2,00<br>2,00 | <b>791276-00-4</b><br>910 CCL IF*<br>911 IF U Cr<br>947 EX Cr * | <b>801065-00-1</b><br>RT / KK            | 88,00          | -  | -      |
| <b>Eng. OM 601</b><br>.940-943 / 900<br>208 / 308 / 408 / 508<br>2299 ccm<br>58-60 kW (79-82 PS)                         | 90-94        | <b>89,00</b><br>4 | 44,65<br>-<br>-1,0/-1,2<br>-9,05<br>74,65<br>AA=22,2            | 26<br>x<br>62           | 2,50<br>2,00<br>3,00 | <b>791059-00-4</b><br>910 IF Cr *<br>931 P<br>947 EX Cr         | <b>801070-00-1</b><br>RT / AK            | 89,00          | <b>951070-4</b><br>A=91,5<br>L=156,5<br>H=4,7<br>C=96,55<br>semi | -      |
| <b>Eng. OM 602</b><br>.900 / 940 / 942 / 946 / 947 / 991<br>210 / 310 / 410 / 290GD<br>2874 ccm<br>70-72 kW (95-98 PS)   | 90-94        | <b>89,00</b><br>5 |   |                         |                      | <b>791059-50-4</b><br><b>791059-70-4</b>                        | <b>801070-50-1</b><br><b>801070-70-1</b> | 89,50<br>89,70 | -<br>-   | -<br>- |
| <b>Eng. OM 601</b><br>.940-943 / 900<br>Sprinter<br>208 / 308 / 408 / 508<br>2299 ccm<br>58-60 kW (79-82 PS)             | 95-<br>90-94 | <b>89,00</b><br>4 | 44,65<br>-<br>-1,0/-1,2<br>-9,05<br>74,65<br>AA=22,2            | 26<br>x<br>62           | 2,50<br>2,00<br>3,00 | <b>791059-00-4</b><br>910 IF Cr *<br>931 P<br>947 EX Cr         | <b>801070-00-1</b><br>RT / AK            | 89,00          | <b>951071-4</b><br>A=91,5<br>L=156,5<br>H=4,7<br>C=94,05<br>semi | -      |
|  |              |                   |   |                         |                      | <b>791059-50-4</b><br><b>791059-70-4</b>                        | <b>801070-50-1</b><br><b>801070-70-1</b> | 89,50<br>89,70 | -<br>-   | -<br>- |
| <b>Eng. OM 602 DE29LA</b><br>.980 / 982<br>Sprinter / 212D / 312D / 412D<br>E290 TD<br>2874 ccm<br>90-95 kW (122-129 PS) | 95-          | <b>89,00</b><br>5 | 44,75<br>-<br>-0,3/-0,6<br>-16,73<br>71,25                      | 28<br>x<br>70           | 2,50<br>2,00<br>3,00 | <b>791016-00-5</b><br>910 IF Cr *<br>931 P<br>947 EX Cr         | <b>801071-00-1</b><br>RT / KK            | 89,00          | <b>951071-4</b><br>A=91,5<br>L=156,5<br>H=4,7<br>C=94,05<br>semi | -      |
|  |              |                   |   |                         |                      | <b>791016-50-5</b><br><b>791016-70-5</b><br>*NEW*               | <b>801071-50-1</b><br>-                  | 89,50<br>89,70 | -<br>-   | -<br>- |
| <b>Eng. OM 604</b><br>.910 / 912<br>C220 / E220<br>2155 cm<br>70 kW (95 PS)  | 93-          | <b>89,00</b><br>4 | 43,55<br>-<br>-2,3/-2,2<br>4,55<br>MØ=19<br>73,55               | 26<br>x<br>55           | 2,50<br>2,00<br>3,00 | <b>791059-00-4</b><br>910 IF Cr *<br>931 P<br>947 EX Cr         | <b>801019-00-1</b><br>RT / KK            | 89,00          | -  | -      |
|  |              |                   |   |                         |                      | <b>791059-50-4</b><br><b>791059-70-4</b>                        | <b>801019-50-1</b><br>-                  | 89,50<br>89,70 | -<br>-   | -<br>- |



MODEL / ENGINE

YEAR



Dia.  
CYL



48,35  
-  
-1,0/-4,2  
-6,27  
81,85

26  
x  
74



3,00  
2,00  
4,00



SM-REF



SM-REF.



Piston  
Dia.



SM-REF.



SM-REF.

**MERCEDES-BENZ DIESEL**

**Eng. OM 616**

.910-12 / 916-19  
L207D / 307 / 309D  
L407D  
240 D  
2399 ccm  
38-48 kW (52-65 PS)

73-  
73-78

90,90  
4

48,35  
-  
-1,0/-4,2  
-6,27  
81,85

26  
x  
74

3,00  
2,00  
4,00

**791025-00-4**  
910 IF Cr S  
911 IF P  
947 EX Cr

**801027-00-1**  
RT

90,90

**951061-4**  
A=94  
L=158,4  
H=4,7  
C=96  
semi

-

**791025-25-4**

**801027-50-1**

91,25

-

-

**Eng. OM 617**

.910 / 12  
240 D 3.0 / 300 D  
2998 ccm  
59 kW (80 PS)

74-79

90,90  
5

**791025-50-4**  
**791025-70-4**

**801027-50-1**  
**801027-70-1**

91,50  
91,70

-

-

**791026-00-5**  
5 Cyl. Version  
**791026-50-5**

-  
-

90,90  
91,50

-  
-

-  
-

**Eng. OM 616**

.910 / 12 / 13 / 18 / 34  
936-40 / 963  
240D / 207D / 307D / 407D  
100D  
MB100  
2399 ccm  
34-53 kW (52-72 PS)

78-  
90-  
87-

90,90  
4

48,35  
-  
-1,15  
-8,85  
81,85

26  
x  
74

3,00  
2,00  
4,00

**791025-00-4**  
910 IF Cr S  
911 IF P  
947 EX Cr

**801061-00-1**  
RT

90,90

**951061-4**  
A=94  
L=158,4  
H=4,7  
C=96  
semi

-

**791025-25-4**

**801061-25-1**

91,25

-

-

**791025-50-4**

**801061-50-1**

91,50

-

-

**791025-70-4**

**801061-70-1**

91,70

-

-

**791026-00-5**  
5 Cyl. Version  
**791026-50-5**

-  
-

90,90  
91,50

-  
-

-  
-

**Eng. OM 616**

.910-12 / 916-19  
L207D / 307 / 309D  
2404 ccm  
38-48 kW (52-65 PS)

74-78

91,00  
4

48,35  
-  
-1,0/-4,2  
-6,27  
81,85

26  
x  
74

3,00  
2,00  
4,00

**791013-00-4**  
910 IF Cr S  
911 IF P  
947 EX Cr

**801074-00-1**  
RT

91,00

**951061-4**  
A=94  
L=158,4  
H=4,7  
C=96  
semi

-

**791013-25-4**

-

91,25

-

-

**791013-50-4**

-

91,50

-

-

**791013-70-4**

-

91,70

-

-

**791027-00-5**  
5 Cyl. Version  
**791027-50-5**

-  
-

91,00  
91,50

-  
-

-  
-





MODEL / ENGINE

YEAR

Dia.  
CYLKH GL  
VT BU  
MT

Ø x L



SM-REF



SM-REF.

Piston  
Dia.

SM-REF.



SM-REF.

**MERCEDES-BENZ  
DIESEL****Eng. OM 314**.963  
3782 ccm  
34-62 kW (47-85 PS)

74-89

97,00  
465,2  
-  
-  
-20  
115,7  
MØ=5536  
x  
82,53,00  
3,00  
3,00  
5,50  
5,50791017-00-1  
916 Cr \*  
911 P  
930 P  
947 EX Cr  
946801031-00-1  
RT

97,00

951030-1  
A=101  
L=222  
H=5,2  
C=104  
semi

-

**Eng. OM 352 / 353**.906 / 949 / 968  
L408 / 508 / LS508 / LP608  
LT608 / L613 / 710 / 809  
L810 / LP808 / 811 / 813  
911B / 913 / 1013 / 1113B  
L1213 / LP1313 / 1413  
L1513 / 1613 / O302 / 309  
O312 / 321 / 322  
Tractor 65 / 70 / 700 / 800  
LS911 / LPS911 / LS1113  
LPS1113 / 1100 / 1300  
U54-U425  
U900-9000  
5673 ccm  
51-99 kW (70-130 PS)

64-81

97,00  
664,8  
-  
-  
-20  
115,3  
MØ=55

791017-50-1

801031-50-1

97,50

951067-1  
A=100,4  
L=222  
H=5,1  
C=103,5  
semi

-

791017-10-1

801032-00-1

98,00

951067-50-1  
A=102,00

-

951067-10-1  
A=103,00

-

**Eng. OM 314**.900-000..008 / 010-023  
.900-024 / 910 / 14 / 15 / 18 / 19  
3782 ccm  
34-65 kW (47-85 PS)

74-82

97,00  
465,2  
-  
-  
-20  
115,736  
x  
82,53,00  
3,00  
3,00  
5,50791030-00-1  
916 Cr \*  
911 P  
911 P  
947 EX Cr801075-00-1  
RT

97,00

951030-1  
A=101  
L=222  
H=5,2  
C=104  
semi

-

**Eng. OM 352 / 353**.900/04/06/070/09/11/14/  
.32/33/41-46/  
964-70/76/76/  
981-84/86/89/90  
L408 / 508 / LS508 / LP608 /  
LT608 / L613 / 710 / 809 /  
L810 / LP808 / 811 / 813 /  
911B / 913 / 1013 / 1113B /  
L1213 / LP1313 / 1413 /  
L1513 / 1613 / O302 / 309  
5673 ccm  
51-99 kW (70-130 PS)

74-82

97,00  
664,9  
-  
-  
-20  
115,4

791030-50-1

801075-50-1  
RT

97,50

951067-1  
A=100,4  
L=222  
H=5,1  
C=103,5  
semi

-

791030-10-1

801075-10-1  
RT

98,00

951067-50-1  
A=102,00

-

951067-10-1  
A=103,00

-

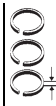


MODEL / ENGINE

YEAR

Dia.  
CYLKH GL  
VT BU  
MT

Ø x L



SM-REF



SM-REF.

Piston  
Dia.

SM-REF.



SM-REF.

**MERCEDES-BENZ  
DIESEL****Eng. 352 A**353.909-914 / 950-954  
970-972 / 976  
1013 / 1113 / 1213 / 1313  
1513 / 1613 / 1813 / 917 / 1017  
1217 / 1417 / 1617  
MB Trac 300 / 1100 / 1300  
5675 ccm  
92-127 kW (125-173 PS)

71-82

97,00  
665,2  
-  
-2,2  
-20  
105,236  
x  
82,52,50  
2,50  
4,00791031-00-1  
916 Cr \*  
911 IW U P  
947 EX Cr801072-00-1  
RT

97,00

951030-1  
A=101  
L=222  
H=5,2  
C=104  
semi

-

**Eng. OM 353 A**.953  
1413  
5675 ccm  
110 kW (150 PS)

64-70

64,9  
-  
-2,2  
-20  
104,92,50  
2,50  
4,00

791031-50-1

801072-50-1  
RT

97,50

951067-1  
A=100,4  
L=222  
H=5,1  
C=103,5  
semi

-

**Eng. OM 314 A**MB Trac 900 Turbo / (USA)  
3780 ccm  
63 kW (85 PS)97,00  
464,6  
-  
-2,2  
-20  
104,62,50  
2,50  
4,00

791031-10-1

801072-10-1  
RT

98,00

951067-50-1  
A=102,00

-

951067-10-1  
A=103,00

-

**Eng. OM 314 A**MB Trac 900 Turbo  
3780 ccm  
63 kW (85 PS)97,00  
465,2  
-  
-  
-21,5  
105,236  
x  
82,52,50  
2,50  
4,00791031-00-1  
916 Cr \*  
911 IW U P  
947 EX Cr801033-00-1  
RT

97,00

951030-1  
A=101  
L=222  
H=5,2  
C=104  
semi

-

**Eng. OM 352A / 353A**1017 / 1217 / 1417 / 1617 /  
U1000-1250 / 1300 / 1500 /  
MB Trac 1300 / 1500  
5675 ccm  
92-123 kW (125-168 PS)97,00  
664,9  
-  
-  
21,5  
104,92,50  
2,50  
4,00

791031-50-1

801033-50-1  
RT

97,50

951067-1  
A=100,4  
L=222  
H=5,1  
C=103,5  
semi

-

**Eng. OM 362 LA**.900/06/09/10  
1419 / 1619 / 2219 / 1420 /  
1620 / 2220  
5675 ccm  
141 kW (192 PS)

82-86

64,6  
-  
-  
-21,5  
104,62,50  
2,50  
4,00

791031-10-1

801033-10-1  
RT

98,00

951067-50-1  
A=102,00

-

951067-10-1  
A=103,00

-

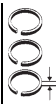


MODEL / ENGINE

YEAR

Dia.  
CYLVT  
MT

Ø x L



SM-REF



SM-REF.

Piston  
Dia.

SM-REF.



SM-REF.

**MERCEDES-BENZ  
DIESEL****Eng. OM 364**.900 / 06 / 07 / 12  
3972 ccm  
66/85 kW (90/115 PS)

84-

97,50  
462,8  
-  
-  
-22,7  
107,836  
x  
82,52,50  
2,50  
4,00791044-00-1  
916 Cr \*  
911 IW U P  
947 EX Cr801078-00-1  
RT

97,50

951067-1  
A=100,4  
L=222  
H=5,1  
C=103,5  
semi

-

**Eng. OM 366**.900/05/07/09/10/12/14/17  
.919/ 30 / 33**Eng. OM 366.915 E1**709 / 809 / 811 / 814 / 914 /  
1314 / 1414 / 1614 / O301  
5958 ccm  
97/100 kW (132/136 PS)97,50  
6

MØ=48

791044-25-1

-

97,75

951067-50-1  
A=102,00

-

791044-50-1

801078-50-1

98,00

951067-10-1  
A=103,00

-

**Eng. OM 356 A**.940  
**Eng. OM 364 A**  
.901 / 50 / 52 / 54 / 80 / 81**Eng. OM 364 LA**.901 / 50 / 52 / 54 / 80 / 81  
1717/Unimog 90 / 110 / 140  
3972 ccm  
85-129 kW (115-175 PS)

84-

97,50  
462,8  
-  
-  
-22,35  
107,8  
MØ=5636  
x  
82,52,50  
2,50  
4,00791044-00-1  
916 Cr \*  
911 IW U P  
947 EX Cr801066-00-1  
RT

97,50

951067-1  
A=100,4  
L=222  
H=5,1  
C=103,5  
semi

-

791044-25-1

-

97,75

951067-50-1  
A=102,00

-

791044-50-1

801066-50-1

98,00

951067-10-1  
A=103,00

-

**Eng. OM 366 A**.901 /51/53/55/57/60/62/65  
.971/74**Eng. OM 366 LA**.901 /80 / 81 / 83 / 88 / 90 / 92  
.994 / 97  
817 / 9017 / 1117 /1217 /1317  
1417 / 1617 / O301 / O402  
1119 / 1120 / 1317 / 1320  
1619 / 1620 / 2219 / 2220  
5958 ccm  
125-148 kW (170-201 PS)97,50  
6

791044-00-1

801066-00-1

97,50

951067-1  
A=100,4  
L=222  
H=5,1  
C=103,5  
semi

-

791044-25-1

-

97,75

951067-50-1  
A=102,00

-

791044-50-1

801066-50-1

98,00

951067-10-1  
A=103,00

-

**Eng. OM 364**Euro 1  
.918 - 921  
3972 ccm  
63 kW (86 PS)

92-

97,50  
462,8  
-  
-  
22,38  
107,836  
x  
82,52,50  
2,50  
4,00791044-00-1  
916 Cr \*  
911 IW U P  
947 EX Cr801068-00-1  
RT

97,50

951067-1  
A=100,4  
L=222  
H=5,1  
C=103,5  
semi

-

97,50  
6

MØ=43

791044-25-1

-

97,75

951067-50-1  
A=102,00

-

791044-50-1

-

98,00

951067-10-1  
A=103,00

-

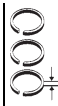
**Eng. OM 366**Euro 1  
.901-913 / 15 / 16  
5958 ccm  
95-100 kW (129-132 PS)

92-



MODEL / ENGINE

YEAR

Dia.  
CYL62,8  
-  
-  
-22,6  
107,836  
x  
82,5  
T2,50  
2,50  
4,00

SM-REF



SM-REF.



Piston

Dia.



SM-REF.



SM-REF.

**MERCEDES-BENZ DIESEL****Eng. OM 364 LA**.901-504 Euro 1  
814  
3970 ccm  
102 kW (139 PS)

93-

**97,50**  
662,8  
-  
-  
-22,6  
107,8x  
82,5  
T2,50  
2,50  
4,00**791044-00-1**  
916 Cr \*  
911 IW U P  
947 EX Cr**801069-00-1**  
RT

97,50

**951067-1**  
A=100,4  
L=222  
H=5,1  
C=103,5  
semi

-

**Eng. OM 366 LA**356.979 / 89 / 91 / 99 / Euro 1  
1120 / AF / 1224AF

93-

**97,50**

63

x

2,50

**791044-00-1****801067-00-1**

97,50

**951067-10-1**

-

**Eng. OM 366 LA**356.978 / 86 / 87 / 90 / 92  
.996 / Euro 1  
1120 / AF / F / 1320 / 1520  
1720 / 1820 / 1920  
5955 ccm  
155/177 kW (211/240 PS)

93-

**97,50**-  
-  
-22,25  
108

x

2,50

**791044-00-1****801067-00-1**

97,50

**951067-10-1**

-

**Eng. OM 354**.900-903/920-925 / Euro 2  
610 / 710 / 711/ 810/811 / 714  
3972 ccm  
77/103 kW (105/140 PS)

93-

**97,50**  
463  
-  
-23  
108x  
82,5  
T2,50  
2,50  
4,00**791044-00-1**  
916 Cr \*  
911 IW U P  
947 EX Cr**801076-00-1**  
RT

97,50

**951067-1**  
A=100,4  
L=222  
H=5,1  
C=103,5  
semi

-

**Eng. OM 366 LA**357.900-904 / 906-908 /  
916 / 918 / 948 / 961 /  
Euro 2  
817 / 917 / 1117 / 1317/ 1417  
1517 / 1120 / 1320 / 1520  
5960 ccm  
177 kW (241 PS)

93-

**97,50**  
6

63

x

2,50

**791044-00-1****801076-00-1**

97,50

**951067-1**

-

**Eng. OM 442.971****Eng. OM 501 / 502 LA**  
**Eng. OM 541 / 542 LA**  
Mercedes-Benz Compressor**100,00**  
12,50  
2,50  
3,00**795429-00-1**  
931 P  
931 P  
947 Ex Nit S

-

100,00

-

-

**Eng. OM 900 LA**Euro 4  
Atego  
Vario  
U3000 / U4000  
4250 ccm  
95-130 kW (129-177 PS)

06-

96-13

02-

**102,00**  
4

3,50

2,50

4,00

**791271-00-2**

-

102,00

**951096-1**

-

**Eng. OM 902 LA**Euro 4  
Atego  
U400 / U500  
6374 ccm  
175-210 kW (238-286 PS)

98-

95-

**102,00**

3,50

2,50

4,00

**791271-00-2**

-

102,00

**951096-1**

-



MODEL / ENGINE

YEAR

Dia.  
CYL64,4  
-  
-13,9  
101,240  
x  
78  
T3,00  
2,50  
4,00

SM-REF



SM-REF.

Piston  
Dia.

SM-REF.



SM-REF.

**MERCEDES-BENZ DIESEL****Eng. OM 904 LA**Euro 2  
Vario / Series 711 / 712....  
Atego  
Freightliner (USA)  
Cito  
U 300 / 400  
4250 ccm  
90-125 kW (122-170 PS)102,00  
4  
96-  
98-  
98-  
98-64,4  
-  
-13,9  
101,240  
x  
78  
T3,00  
2,50  
4,00**791083-00-1**  
916 Cr \*  
911 IF U Cr  
947 EX Cr**801077-00-1**  
RT

102,00

**951096-1**  
A=106  
L=220  
H=6,2  
C=109,5

-

**Eng. OM 906 LA / HLA**Euro 2  
Atego  
Freightliner (USA)  
Citaro  
Econic  
Conecto / O 500  
Cito O 520  
6374 ccm  
170/228 kW (231-310 PS)102,00  
6  
96-  
00-  
99-  
98-  
00-  
95-64,4  
-  
-13,9  
102,442  
x  
80  
T3,00  
2,50  
4,00**791083-00-1**  
916 Cr \*  
911 IF U Cr  
947 EX Cr**801080-00-1**  
RT

102,00

**951096-1**  
A=106  
L=220  
H=6,2  
C=109,5

-

**Eng. OM 904 LA**Euro 2  
Vario  
Series 711 / 811....  
Atego  
Freightliner (USA)  
U 300  
U 400  
Cito  
4250 ccm  
90-125 kW (122-170 PS)102,00  
4  
96-  
96-  
98-  
95-  
00-  
98-64,4  
-  
-13,9  
102,442  
x  
80  
T3,00  
2,50  
4,00**791083-00-1**  
916 Cr \*  
911 IF U Cr  
947 EX Cr**801080-00-1**  
RT

102,00

**951096-1**  
A=106  
L=220  
H=6,2  
C=109,5

-

**Eng. OM 906 LA / HLA**Euro 2  
Atego / Econic  
Freightliner (USA)  
Citaro  
Conecto / O 500  
Cito O 520  
6374 ccm  
170/228 kW (231-310 PS)102,00  
6  
98-  
00-  
99-  
00-  
95-64,4  
-  
-13,9  
102,442  
x  
80  
T3,00  
2,50  
4,00**791263-00-2**  
916 CCL  
911 Cr  
947 EX Cr**801059-00-1**  
RT

106,00

-

-

**Eng. OM 924 LA**.911 / 912 / 914 Euro 3  
Einbaumotor / U 5000  
4800 ccm  
160 kW (218 PS)106,00  
4  
61,4  
-  
13,4  
99,461,4  
-  
13,4  
99,442  
x  
80  
T3,00  
2,50  
4,00**791263-00-2**  
916 CCL  
911 Cr  
947 EX Cr**801059-00-1**  
RT

106,00

-

-

**Eng. OM 926**.910 / 912 Euro 2  
Einbaumotor / O 500 Bus  
7200 ccm  
240 kW (326 PS)106,00  
6  
61,4  
-  
14,19  
99,461,4  
-  
14,19  
99,442  
x  
80  
T3,00  
2,50  
4,00**791263-00-2**  
916 CCL  
911 Cr  
947 EX Cr**801060-00-1**  
RT

106,00

-

-

**Eng. OM 926 LA**.911 Euro 3  
7200 ccm  
240 kW (326 PS)106,00  
6  
61,4  
-  
14,19  
99,461,4  
-  
14,19  
99,442  
x  
80  
T3,00  
2,50  
4,00**791263-00-2**  
916 CCL  
911 Cr  
947 EX Cr**801060-00-1**  
RT

106,00

-

-



MODEL / ENGINE

YEAR

Dia.  
CYLKH GL  
VT BU  
MT

Ø x L



SM-REF



SM-REF.

Piston  
Dia.

SM-REF.



SM-REF.

**MERCEDES-BENZ  
DIESEL****Eng. OM 401 LA**

.970 / 972-75 / 977-81 / 984-994

Euro 1

9572 ccm

200-230 kW (272-313 PS)

**125,00**

V6

87,35

-

-

-25

133,35

MV=3

46

x

102

T

3,00

3,00

4,00

**791022-00-1**

916 Nit S

931 P

947 EX Cr

**801057-00-1**

RT / HA / AK

125,00

**951045-1**

A=144,5

L=253

H=9,92

C=153,8

F=1

**811057-2****921049-1**

1 x T 0,15

1 x FP 1,9

2 x FP 3,8

**Eng. OM 402 LA**

.901-504

.970-73 / 75 / 77 / 78 / 82-90/95

Euro 1

12760 ccm

280 kW (381 PS)

**125,00**

V8

**Eng. OM 401 LA**

Actros / O 404 / 1226

1227 / 1429 / 1726 / 1727

1827 / 1838 / 2422 / 2427

2527 / 2638

Euro 1

9572 ccm

200/230 kW (272/313 PS)

85-00

**125,00**

V6

3,00

3,00

4,00

**791070-00-1**

914 Nit S

911 IW U Cr

947 EX Cr

-

125,00

-

-

**Eng. OM 402 A / LA**

Actros / 404 / O 404 / 1226

1227 / 1429 / 1726 / 1727

1827 / 1831 / 1838 / 2422

2427 / 2527 / 2635 / 2638

Euro 1

12760 ccm

280 kW (381 PS)

85-00

**125,00**

V8

**Eng. OM 407**

11039 ccm

132-155 kW (180-280 PS)

**Eng. OM 407 A**

O 305

11413 ccm

206 kW (280 PS)

80-87

**125,00**

6

84,85

-

-

-23,9

139,85

46

x

105

FB

3,00

3,00

3,00

4,00

**791087-00-2**

916 Nit S

911 P

931 P

947 EX Cr

**801056-00-1**

RT / AK

125,00

**951056-1**

A=140

L=265

H=10,07

C=152

F=1










**811056-2****921045-1**

2 x FP 1,9

2 x FP 3,8



MODEL / ENGINE

| YEAR   |  Dia.<br>CYL |  KH<br>VT<br>MT |  GL<br>BU |  Ø x L |  SM-REF |  SM-REF. |  Piston<br>Dia. |  SM-REF. |  SM-REF. |   |  |
|--|--|---|---|--|---|---|---|--|--|---|--|
| <b>MERCEDES-BENZ DIESEL</b>  |  |   |   |  |   |   |   |  |  |   |  |
| <b>Eng. OM 401</b><br>.900 / 05 / 09 / 12 / 16 / 18 / 19<br>.921-928<br>1219 / 1419F/L / 1619 / 1719<br>1819 / 1916 / L / 1919 / 2219<br>9570 ccm<br>129-141 kW (175-192 PS) | 72-85  | <b>125,00</b><br>V6   | 87,25<br>-<br>-<br>-23,5<br>137,25<br>MØ=65   | 46<br>x<br>97  | 3,00<br>3,00<br>6,00  | <b>791019-00-1</b><br>916 Nit S<br>931 P<br>947 EX Cr                                     | <b>801044-00-1</b><br>RT / AK   | 125,00   | <b>951043-1</b><br>A=140<br>L=253<br>H=10,07<br>C=152<br>F=1                               | <b>811044-2</b><br><b>921045-1</b><br>2 x FP 1,9<br>2 x FP 3,8  |  |
|  | 72-85  | <b>125,00</b><br>V8   |   |  |   |   |   |  | <b>951045-1</b><br>A=144,5<br>L=253<br>H=9,92<br>C=153,8<br>F=1                            | -   |  |
|  | 72-85  | <b>125,00</b><br>V10  |   |  |   |   |   |  |  |   |  |
|  |  | <b>125,00</b><br>V12  |   |  |   |   |   |  |  |   |  |
| All engines: stroke 130mm<br>con-rod 256 mm  |  |   |   |  |   |   |   |  |  |   |  |
| <b>Eng. OM 401.901 / 924</b><br>1045 ccm<br>144kW (196 PS)   | 77-82  | <b>125,00</b><br>V6   | 81,25<br>-<br>-24,5<br>126,25   | 46<br>x<br>97  | 3,00<br>3,00<br>6,00  | <b>791019-00-1</b><br>914 Nit S<br>931 P<br>947 EX Cr                                     | <b>801045-00-1</b><br>RT / AK   | 125,00   | <b>951043-1</b><br>A=140<br>L=253<br>H=10,07<br>C=152<br>F=1                               | <b>811083-2</b><br><b>921045-1</b><br>2 x FP 1,9<br>2 x FP 3,8  |  |
|  |  | <b>125,00</b><br>V8   |   |  |   |   |   |  |  |   |  |
|  |  | <b>125,00</b><br>V10  |   |  |   | 3,00<br>3,00<br>6,00  | <b>791230-00-1</b><br>916 Nit S<br>911 IW U Cr<br>947 EX Cr                                       | -  |  | <b>951045-1</b><br>A=144,5<br>L=253<br>H=9,92<br>C=153,8<br>F=1 | <b>811045-2</b><br><b>921049-1</b><br>1 x T 0,15<br>1 x FP 1,9<br>2 x FP 3,8 |
|  |  | <b>125,00</b><br>V12  |   |  |   |   |   |  |  |   |  |
| All engines: stroke 142mm  |  |   |   |  |   |   |   |  |  |   |  |
| <b>Eng. OM 407 H</b><br>.911 / 912<br>11413 ccm<br>147-176,5 kW (200-240 PS)   |  | <b>125,00</b><br>6  | 84,85<br>-<br>-23<br>139,85   | 46<br>x<br>97  | 3,00<br>3,00<br>6,00  | <b>791019-00-1</b><br>914 Nit S<br>931 P<br>947 EX Cr                                     | <b>801058-00-1</b><br>RT / AK   | 125,00   | -  |   |  |
|  |  | <b>125,00</b><br>6  |   |  |   |   |   |  |  |   |  |
|  |  | <b>125,00</b><br>6  |   |  |   |   |   |  |  |   |  |
| <b>Eng. OM 407 H</b><br>.913 / 914<br>11413 ccm<br>147 kW (200 PS)   |  |   |   |  |   |   |   |  |  |   |  |
| <b>Eng. OM 407 H</b><br>.915-920<br>11413 ccm<br>177 kW (240 PS)   |  |   |   |  |   |   |   |  |  |   |  |

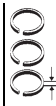


MODEL / ENGINE

YEAR

Dia.  
CYLVT  
MT

Ø x L



SM-REF



SM-REF.

Piston  
Dia.

SM-REF.



SM-REF.

**MERCEDES-BENZ  
DIESEL****Eng. OM 355**

.960-967 / 970 / 72-83  
 LP1424 / 1623 / 36 / 24  
 1923 L / LP / LK / 1924  
 LP2224 / 2624 / 2623  
 LPK2224 / O302 / 317  
 L1621 / 1921  
 11581 ccm  
 136-181 kW (185-280 PS)

67-78

**128,00**  
6

90,26  
-  
-1,1  
-27  
161,26  
  
90,06  
-  
-1,1  
-27  
161,06

48  
x  
1083,50  
3,50  
3,50  
6,50

**791020-00-1**  
916 Cr \*  
911 IF P  
931 P  
947 EX Cr

**801035-00-1**

RT

128,00

**951035-1**  
A=133,5  
L=287,5  
H=5,5  
C=137,5  
semi

-

**791020-50-1****801035-50-1**

128,50

**951034-1**  
A=134  
L=287,5  
H=5,5  
C=137,5  
semi

-

**791020-10-1****801035-10-1**

129,00

RT

**791286-00-1**

-

128,00

**951033-1**  
A=134  
L=287,5  
H=5,5  
C=138  
semi

-

**951041-1**  
A=134,5  
L=287,5  
H=5,5  
C=137,5  
semi

-

**Eng. OM 355 A**

.968 / 69 / 78  
 L1928 / L2628  
 11900 ccm  
 206-210 kW (280-285 PS)

78-

**128,00**  
6

90,26  
-  
-2,0/-2,2  
-28,5  
161,06  
  
90,06  
-  
-2,0/-2,2  
-28,3  
161,03

48  
x  
1083,50  
3,50  
3,50  
6,50

**791020-00-1**  
916 Cr \*  
911 IF P  
931 P  
947 EX Cr

**801049-00-1**

RT / AK

128,00

**951035-1**  
A=133,5  
L=287,5  
H=5,5  
C=137,5  
semi

-

**791020-50-1****801049-50-1**

128,50

**951034-1**  
A=134  
L=287,5  
H=5,5  
C=137,5  
semi

-

**791020-10-1****801049-10-1**

129,00

RT / AK

**791286-00-1**

-

128,00

**951033-1**  
A=134  
L=287,5  
H=5,5  
C=138  
semi

-

**951041-1**  
A=134,5  
L=287,5  
H=5,5  
C=137,5  
semi

-














MODEL / ENGINE

| YEAR                            | Dia. CYL  | 81,35<br>VT<br>MT    | 46<br>x<br>99                 | 3,00<br>3,00<br>4,00 | SM-REF               | SM-REF.   | Piston Dia.                   | SM-REF. | SM-REF.  |  |
|---------------------------------|---|----------------------|-------------------------------|----------------------|----------------------|---|-------------------------------|---------|--|--|
| <b>MERCEDES-BENZ DIESEL</b>     |   |                      |                               |                      |                      |   |                               |         |  |  |
| 79-                             | <b>Eng. OM 421</b><br>.900 / 01 / 05-08 / 10<br>1222 / 1422 / 1622 / 1922<br>10965 ccm<br>150-159 kW (204-216 PS)   | <b>128,00</b><br>V6  | 81,35<br>-<br>-24,1<br>126,35 | x<br>99              | 3,00<br>3,00<br>4,00 | <b>791062-00-1</b><br>916 Nit S<br>931 P<br>947 EX Cr | <b>801046-00-1</b><br>RT / AK | 128,00  | <b>951046-1</b><br>A=144,5<br>L=253<br>H=10,07<br>C=153,8<br>F=1 | <b>811046-2</b><br><b>921046-1</b><br>2 x FP 1,9<br>2 x FP 3,8               |
|                                 | <b>Eng. OM 422</b><br>.900 / 905-915<br>14618 ccm<br>184-206 kW (250-280 PS)  | <b>128,00</b><br>V8  |                               |                      |                      |   |                               |         | <b>951044-1</b><br>A=144,5<br>L=253<br>H=9,92<br>C=153,8<br>F=1  | <b>811084-2</b><br><b>921049-1</b><br>1 x T 0,15<br>1 x FP 1,9<br>2 x FP 3,8 |
|                                 | <b>Eng. OM 423</b><br>.900 / 905-909<br>18273 ccm<br>261 kW (355 PS)  | <b>128,00</b><br>V10 |                               |                      |                      |   |                               |         |  |  |
|                                 | <b>Eng. OM 424</b><br>.900<br>21930 ccm<br>309 kW (420 PS)  | <b>128,00</b><br>V12 |                               |                      |                      |   |                               |         |  |  |
| 85-<br>79-<br>80-<br>84-<br>81- | <b>Eng. OM 421 A</b><br>.901 / 951<br>O303<br>10946 ccm<br>184 kW (250 PS)  | <b>128,00</b><br>V6  | 81,35<br>-<br>-25,4<br>126,35 | x<br>105             | 3,00<br>3,00<br>4,00 | <b>791062-00-1</b><br>916 Nit S<br>931 P<br>947 EX Cr | <b>801047-00-1</b><br>RT / AK | 128,00  | <b>951046-1</b><br>A=144,5<br>L=253<br>H=10,07<br>C=153,8<br>F=1 | <b>811085-2</b><br><b>921046-1</b><br>2 x FP 1,9<br>2 x FP 3,8               |
|                                 | <b>Eng. OM 422 A / LA</b><br>.901 / 51 / 52 / 54 / 56 / 58 / 63<br>.901 / 953 / 955 / 959<br>1633/35/38/44/1933/38/2033<br>2233/35/38/44/2533/2633/35<br>14618 ccm<br>184-390 kW (250-530 PS) | <b>128,00</b><br>V8  |                               |                      |                      |   |                               |         | <b>951044-1</b><br>A=144,5<br>L=253<br>H=9,92<br>C=153,8<br>F=1  | <b>811047-2</b><br><b>921049-1</b><br>1 x T 0,15<br>1 x FP 1,9<br>2 x FP 3,8 |
|                                 | <b>Eng. OM 423 A / LA</b><br>.901 / 950<br>3250 / 3850 / 4050<br>18273 ccm<br>184-390 kW (250-530 PS)   | <b>128,00</b><br>V10 |                               |                      |                      |   |                               |         |  |  |
|                                 | <b>Eng. OM 424 A / LA</b><br>.900 / 901<br>O303 / 1633 / 38<br>1933 / 38 / 2633 / 38<br>21927 ccm<br>184-390 kW (250-600 PS)  | <b>128,00</b><br>V12 |                               |                      |                      |   |                               |         |  |  |














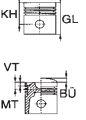





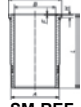

MODEL / ENGINE

| YEAR   |  Dia.<br>CYL |  KH<br>VT<br>MT |  GL<br>Ø x L |  SM-REF |  SM-REF. |  Piston<br>Dia. |  SM-REF. |  SM-REF. |  SM-REF. |
|--|--|---|--|---|--|--|--|--|--|
| <b>MERCEDES-BENZ DIESEL</b>  |  |   |  |   |  |  |  |  |  |
|  | <b>128,00</b>  |   |  |   |  |  |  |  |  |
| <b>Eng. OM 441 A</b><br>.950/53/55   | 89-91<br>V6  | 81,35<br>-  | 46<br>x  | 3,00  | <b>791062-00-1</b><br>916 Nit S  | <b>801048-00-1</b><br>RT / AK / HA   | 128,00   | <b>951046-1</b><br>A=144,5<br>L=253<br>H=10,07<br>C=153,8<br>F=1                           | <b>811086-2</b><br><b>921046-1</b><br>2 x FP 1,9<br>2 x FP 3,8                             |
| <b>Eng. OM 441 LA</b><br>.951 / 960-62 / 81-83 / 85<br>1234 / 1622 / 1628 / 1733<br>1834 / 2433 / 2534 / 3234<br>10960 ccm<br>200-249 kW (272-340 PS)              | 85-91  | -<br>-27,5<br>126,35  | 105<br>NB / FB   | 3,00<br>4,00  | 931 P<br>947 EX Cr   |  |  |  |  |
| <b>Eng. OM 442 A</b><br>.901 / 41-46 / 950-68 / 71 / 72  | 85-91<br>V8  |   |  |   |  |  |  | <b>951044-1</b><br>A=144,5<br>L=253<br>H=9,92<br>C=153,8<br>F=1                            | <b>811048-2</b><br><b>921049-1</b><br>1 x T 0,15<br>1 x FP 1,9<br>2 x FP 3,8               |
| <b>Eng. OM 442 LA</b><br>.951 / 53 / 80-83 / 85 / 89<br>.992-994<br>1644 / 1748 / 1844 / 1944<br>2044 / 2448 / 2544 / 2644<br>14618 ccm<br>260-362 kW (354-492 PS) | 85-91  |   |  |   |  |  |  |  |  |
| <b>Eng. OM 443 A</b><br>.901 / 940   | 89-91<br>V10   |   |  |   |  |  |  |  |  |
| <b>Eng. OM 443 LA</b><br>.980<br>18267 ccm<br>340-412 kW (462-560 PS)  | 89-91  |   |  |   |  |  |  |  |  |
| <b>Eng. OM 444 A</b><br>.901   | 89-91<br>V12   |   |  |   |  |  |  |  |  |
| <b>Eng. OM 444 LA</b><br>.901<br>21920 ccm<br>498-612 kW (677-832 PS)  | 89-91  |   |  |   |  |  |  |  |  |
| All engines: stroke 142mm  |  |   |  |   |  |  |  |  |  |



MODEL / ENGINE

| YEAR  | <br>Dia.<br>CYL | <br>KH<br>GL<br>VT<br>MT<br>BU | <br>Ø x L |  | <br>SM-REF | <br>SM-REF. | <br>Piston<br>Dia. | <br>SM-REF. | <br>SM-REF. |
|---|---|--|--|--|--|---|--|---|---|
| <b>MERCEDES-BENZ DIESEL</b>   |   |  |  |  |  |   |  |   |   |
| <b>Eng. OM 441 A</b><br>.901 / 950 / 953  | <b>128,00</b><br>V6   | 81,3<br>-  | 46<br>x  | 3,00   | <b>791033-00-1</b><br>916 Nit S  | <b>801052-00-1</b>  | 128,00   | <b>951046-1</b><br>A=144,5<br>L=253   | <b>811087-2</b>   |
| <b>Eng. OM 441 LA</b><br>.951 / 60 / 61 / 62 / 81 / 82 / 83<br>1622 / 1628 / 1733 / 2222<br>10960 ccm<br>200/249 kW (272/340 PS)                            | 91-96   | -<br>-27,5<br>126,35   | 105<br>T   | 3,00<br>4,00   | 911 IW U Cr<br>947 EX Cr   | RT / KK<br>HA / AK  |  | H=10,07<br>C=153,8<br>F=1   | <b>921046-1</b><br>2 x FP 1,9<br>2 x FP 3,8   |
| <b>Eng. OM 442 A</b><br>.901 / 41-46/50-68/ 71 / 72 / 76  | <b>128,00</b><br>V8   |  |  |  |  |   |  | <b>951044-1</b><br>A=144,5<br>L=253   | <b>811052-2</b>   |
| <b>Eng. OM 442 LA</b><br>.980 / 82 / 83 / 89 / 92 / 93<br>1635 / 44 / 1735 / 48 / 1844<br>1944 / 2044 / 2244 / 2544<br>14618 ccm<br>270-362 kW (366-492 PS) | 91-96   |  |  |  |  |   |  | H=9,92<br>C=153,8<br>F=1  | <b>921049-1</b><br>1 x T 0,15<br>1 x FP 1,9<br>2 x FP 3,8                                     |
| <b>Eng. OM 443 A</b><br>.901 / 940  | <b>128,00</b><br>V10  |  |  | 3,00   | <b>791287-00-1</b><br>916 Cr Mo *  | -   | 128,00   | -   | -   |
| <b>Eng. OM 443 LA</b><br>.980<br>18267 ccm<br>340/412 kW (462/560 PS)   | 91-96   |  |  | 3,00<br>4,00   | 911 IW U Cr<br>947 EX Cr   |   |  |   |   |
| <b>Eng. OM 444 A</b><br>.901  | <b>128,00</b><br>V12  |  |  |  |  |   |  |   |   |
| <b>Eng. OM 444 LA</b><br>.901<br>21920 ccm<br>498-612 kW (677-832 PS)   | 91-96   |  |  |  |  |   |  |   |   |
| All engines: stroke 142mm   |   |  |  |  |  |   |  |   |   |
| <b>Eng. OM 441 LA</b><br>.998<br>Euro 1<br>1234 / 1733 / 1834 / 2433 /<br>2534 / 3234<br>10960 ccm<br>249 kW (340 PS)                                       | <b>128,00</b><br>V6   | 81,45<br>-<br>-24,5<br>126,45<br>MØ=67   | 46<br>x<br>105<br>T  | 3,00<br>3,00<br>4,00   | <b>791033-00-1</b><br>916 Nit S<br>911 IW U Cr<br>947 EX Cr                                | <b>801050-00-1</b>  | 128,00   | <b>951044-1</b><br>A=144,5<br>L=253<br>H=9,92<br>C=153,8<br>F=1                               | <b>811050-2</b><br><b>921049-1</b><br>1 x T 0,15<br>1 x FP 1,9<br>2 x FP 3,8                  |
| <b>Eng. OM 442 LA</b><br>.997<br>Euro 1<br>1735 / 2435 / 2535 / 2635<br>14618 ccm<br>269-370 kW (366-503 PS)  | <b>128,00</b><br>V8   |  |  | 3,00<br>3,00<br>4,00   | <b>791287-00-1</b><br>916 Cr Mo *<br>911 IW U Cr<br>947 EX Cr                              | -   | 128,00   | -   | -   |
| <b>Eng. OM 443 LA</b><br>Euro 1<br>18270 ccm<br>488 kW (664 PS)   | <b>128,00</b><br>V10  |  |  |  |  |   |  |   |   |
| <b>Eng. OM 444 LA</b><br>Euro 1<br>21924 ccm<br>585 kW (796 PS)   | <b>128,00</b><br>V12  |  |  |  |  |   |  |   |   |

| <br><b>MODEL / ENGINE</b>   | <b>YEAR</b>      | <br><b>Dia. CYL</b> | <br>81,45<br>-<br>-<br>23,2<br>126,45<br>MØ=65 | <br>46<br>x<br>105<br>T | <br>3,00<br>3,00<br>4,00 | <br><b>SM-REF</b><br>916 Nit S<br>931 P<br>947 EX Cr | <br><b>SM-REF.</b><br>RT / KK / HA | <br><b>Piston Dia.</b><br>128,00 | <br><b>SM-REF.</b><br>951044-1<br>A=144,5<br>L=253<br>H=9,92<br>C=153,8<br>F=1 | <br><b>SM-REF.</b><br>811053-2<br>921049-1<br>1 x T 0,15<br>1 x FP 1,9<br>2 x FP 3,8 |
|---|------------------|---|--|--|--|--|--|--|--|--|
| <b>MERCEDES-BENZ DIESEL</b><br><br><b>Eng. OM 441 LA</b><br>Euro 1<br>10960 ccm<br>250 kW (340 PS)<br>stroke 142 mm<br><br><b>Eng. OM 442 LA</b><br>.940 / 941 /942 /945 /977 /978<br>Euro 1<br>14618 ccm<br>250 kW (340 PS)  | 91-<br><br>91-95 | <b>128,00</b><br>V6<br><br><br><br><br><br><b>128,00</b><br>V8                                      | 81,45<br>-<br>-<br>23,2<br>126,45<br>MØ=65   | 46<br>x<br>105<br>T  | 3,00<br>3,00<br>4,00   | <b>791062-00-1</b><br>916 Nit S<br>931 P<br>947 EX Cr  | <b>801053-00-1</b><br>RT / KK / HA   | 128,00   | <b>951044-1</b><br>A=144,5<br>L=253<br>H=9,92<br>C=153,8<br>F=1  | <b>811053-2</b><br><b>921049-1</b><br>1 x T 0,15<br>1 x FP 1,9<br>2 x FP 3,8   |
| <b>Eng. OM 441 LA</b><br>445.920-941<br>Euro 2<br>10960 ccm<br>180-250 kW (245-340 PS)<br><br><b>Eng. OM 442 LA</b><br>446.920 / 22 / 24-48<br>Euro 2<br>14618 ccm<br>280-390 kW (381-530 PS)   | 92-<br><br>92-   | <b>128,00</b><br>V6<br><br><br><br><br><br><b>128,00</b><br>V8                                      | 81,45<br>-<br>-<br>24<br>126,45<br>MØ=72,5   | 46<br>x<br>105<br>T  | 3,00<br>3,00<br>4,00   | <b>791062-00-1</b><br>916 Nit S<br>931 P<br>947 EX Cr  | <b>801054-00-1</b><br>RT / KK / HA   | 128,00   | <b>951044-1</b><br>A=144,5<br>L=253<br>H=9,92<br>C=153,8<br>F=1  | <b>811054-2</b><br><b>921049-1</b><br>1 x T 0,15<br>1 x FP 1,9<br>2 x FP 3,8   |
| <b>Eng. OM 427 H</b><br>.901 / 05 / 10 / 11<br>11970 ccm<br>147-177 kW (200-241 PS)<br><br><b>Eng. OM 447 H</b><br>.900 / 01 / 05-12<br>11970 ccm<br>150-177 kW (204-240 PS)  | 85-88<br><br>85- | <b>128,00</b><br>6<br><br><br><br><br><br>  | 90<br>-<br>-<br>30<br>140<br>MØ=59,9   | 46<br>x<br>99  | 3,00<br>3,00<br>4,00   | <b>791033-00-1</b><br>916 Nit S<br>911 IW U Cr<br>947 EX Cr  | <b>801092-00-1</b><br>RT / AK / HA   | 128,00   | <b>951092-1</b><br>A=144,5<br>L=270<br>H=9,92<br>C=153,8<br>F=1  | <b>811092-2</b><br><b>921049-1</b><br>1 x T 0,15<br>1 x FP 1,9<br>2 x FP 3,8   |
| <b>Eng. OM 449 LA Euro 1</b><br>9975 ccm<br>184-220 kW (250-300 PS)<br><br><b>Eng. OM 447 HA</b><br>.903-604 Euro 1<br>11970 ccm<br><br><b>Eng. OM 447 HA</b><br>.902 / 954-959 / 980-987 / 95<br>Euro 1<br>11970 ccm<br><br><b>Eng. OM 447 HLA</b><br>.903-704<br>.902 / 954-959 / 980-987<br>Euro 1<br>11970 ccm<br>220 kW (300 PS) |                  | <b>128,00</b><br>5<br><br><br><br><br><br><b>128,00</b><br>6  | 90,00<br>-<br>-<br>-24,0<br>139,85   | 46<br>x<br>105   | 3,00<br>3,00<br>4,00   | <b>791062-00-1</b><br>916 Nit S<br>931 P<br>947 EX Cr  | <b>801094-00-1</b><br>RT / AK / HA   | 128,00   | <b>951092-1</b><br>A=144,50<br>L=270,00<br>H=9,92<br>C=153,80<br>F=1   | <b>811094-2</b><br><b>921049-1</b><br>1 x T 0,15<br>1 x FP 1,9<br>2 x FP 3,8   |



MODEL / ENGINE

| YEAR                             | <br>Dia.<br>CYL | <br>VT<br>MT | <br>GL<br>Ø x L | <br>Ø x L | <br>SM-REF                             | <br>SM-REF.        | <br>Piston<br>Dia. | <br>SM-REF.     | <br>SM-REF.     |            |
|----------------------------------|-----------------|--------------|-----------------|-----------|--|--------------------|--------------------|-----------------|-----------------|------------|
| <b>MERCEDES-BENZ DIESEL</b>      |                 |              |                 |           |  |                    |                    |                 |                 |            |
| <b>Eng. OM 449 HLA</b>           |                 |              |                 |           |  |                    |                    |                 |                 |            |
| Euro 1                           | 128,00          | 90           | 46              |           | <b>791062-00-1</b>                     | <b>801095-00-1</b> | 128,00             | <b>951092-1</b> | <b>811095-2</b> |            |
| 9973 ccm                         | 5               | -            | x               | 3,00      | 916 Nit S                              | RT / AK            |                    | A=144,50        | <b>921049-1</b> |            |
| 206 kW (280 PS)                  |                 | -            | 105             | 3,00      | 931 P                                  |                    |                    | L=270,00        |                 | 1 x T 0,15 |
|                                  |                 | -24          | T               | 4,00      | 947 EX Cr                              |                    |                    | H=9,92          |                 | 1 x FP 1,9 |
|                                  |                 | 140,00       |                 |           |  |                    |                    | C=153,80        | 2 x FP 3,8      |            |
|                                  |                 | MØ=77,0      |                 |           |  |                    |                    | F=1             |                 |            |
|                                  |                 | MV=3,0       |                 |           |  |                    |                    |                 |                 |            |
| <b>Eng. OM 447 LA</b>            |                 |              |                 |           |  |                    |                    |                 |                 |            |
| .950 - 953                       | 128,00          |              |                 |           |  |                    |                    |                 |                 |            |
| Euro 1                           | 6               |              |                 |           |  |                    |                    |                 |                 |            |
| 11970 ccm                        |                 |              |                 |           |  |                    |                    |                 |                 |            |
| 206 kW (280 PS)                  |                 |              |                 |           |  |                    |                    |                 |                 |            |
| <b>Eng. OM 457</b>               |                 |              |                 |           |  |                    |                    |                 |                 |            |
| Euro 2 & 3                       | 128,00          | 90           | 52              |           | <b>791033-00-1</b>                     | <b>801064-00-1</b> | 128,00             | <b>951064-1</b> | <b>811064-2</b> |            |
| Axor                             | 6               | -            | x               | 3,00      | 916 Nit S                              | RT / AK / KK       |                    | A=144,50        | <b>921064-1</b> |            |
| O400 / 500                       |                 | -            | 103             | 3,00      | 911 IW U Cr                            |                    |                    | L=266,00        |                 | 1 x T 0,15 |
| Citaro                           |                 | -16          | TP              | 4,00      | 947 EX Cr                              |                    |                    | H=10,12         |                 | 2 x FP 7,0 |
| Conecto                          |                 | 140          |                 |           |  |                    |                    | C=155,5         |                 |            |
| 11967 ccm                        |                 | -            |                 |           |  |                    |                    | F=1,1           |                 |            |
| 185-318 kW (252-432 PS)          |                 | MØ=92,4      |                 |           |  |                    |                    |                 |                 |            |
|                                  |                 | -            |                 |           |  |                    |                    |                 |                 |            |
|                                  |                 |              |                 |           | <sup>*NEW*</sup><br><b>791287-00-1</b> | -                  | 128,00             | -               | -               |            |
|                                  |                 |              |                 | 3,00      | 916 Cr Mo *                            |                    |                    |                 |                 |            |
|                                  |                 |              |                 | 3,00      | 911 IW U Cr                            |                    |                    |                 |                 |            |
|                                  |                 |              |                 | 4,00      | 947 EX Cr                              |                    |                    |                 |                 |            |
| <b>Eng. OM 457.955 / 956</b>     |                 |              |                 |           |  |                    |                    |                 |                 |            |
| Euro 3                           | 128,00          |              |                 |           | <b>791270-00-1</b>                     | -                  | 128,00             | -               | -               |            |
| 11970 ccm                        | 6               |              |                 | 3,00      | 916 CCL IF *                           |                    |                    |                 |                 |            |
| 260-315 kW (354-428 PS)          |                 |              |                 | 3,00      | 911 IW U Cr                            |                    |                    |                 |                 |            |
|                                  |                 |              |                 | 4,00      | 947 EX Cr                              |                    |                    |                 |                 |            |
| <b>Eng. OM 457.962</b>           |                 |              |                 |           |  |                    |                    |                 |                 |            |
| Euro 2 & 3                       |                 |              |                 |           |  |                    |                    |                 |                 |            |
| 11970                            |                 |              |                 |           |  |                    |                    |                 |                 |            |
| 260-315 kW (354-428 PS)          |                 |              |                 |           |  |                    |                    |                 |                 |            |
| <b>Eng. OM 457</b>               |                 |              |                 |           |  |                    |                    |                 |                 |            |
| .948 / 950-954 / 957 / 959 / 961 | 128,00          | 85,5         | 52              |           | <b>791270-00-1</b>                     | <b>801085-00-1</b> | 128,00             | <b>951098-1</b> | -               |            |
| .964-969 / 973 / 974 / 976 / 977 | 6               | -            | x               | 3,00      | 916 CCL IF *                           | RT / KK            |                    | A=144,50        |                 |            |
| .980 / 981                       |                 | -            | 103             | 3,00      | 911 IW U Cr                            |                    |                    | L=266,00        |                 |            |
| Euro 4                           |                 | -17,71       | T               | 4,00      | 947 EX Cr                              |                    |                    | H=10,13         |                 |            |
| 11970 ccm                        |                 | 135,05       |                 |           |  |                    |                    | C=155,50        |                 |            |
| 220-354 kW (299-455 PS)          |                 | -            |                 |           |  |                    |                    | F=1,15          |                 |            |
|                                  |                 | MØ=17,71     |                 |           |  |                    |                    |                 |                 |            |
|                                  |                 | -            |                 |           |  |                    |                    |                 |                 |            |



MODEL / ENGINE

YEAR

Dia.  
CYL

Ø x L



SM-REF



SM-REF.

Piston  
Dia.

SM-REF.



SM-REF.

**MERCEDES-BENZ  
DIESEL****Eng. OM 441**93-  
1622 / O303 / 1628 / 1726 / 1729  
1928 / 1929 / 2228 / 2429 / 3239  
11309 ccm  
151 kW (205 PS)

93-

**130,00**  
63,00  
3,00  
4,00**\*NEW\***  
**791046-00-1**  
916 Nit S  
911 IF P  
947 EX Cr

-

130,00

-

-

**Eng. OM 442**Stationary engine  
15080 ccm  
195 kW (265 PS)

93-

**130,00**  
V8**Eng. OM 443**Stationary engine  
18848 ccm  
271 kW (369 PS)

88-

**130,00**  
V10**Eng. OM 444**Stationary engine  
22618 ccm  
350 kW (476 PS)

88-

**130,00**  
V12**Eng. OM 441**93-  
1622 / O303 / 1628 / 1726 / 1729  
1928 / 1929 / 2228 / 2429 / 3239  
11309 ccm  
150-165 kW (204-225 PS)

93-

**130,00**  
63,00  
3,00  
4,00**791090-00-1**  
916 Nit S  
911 IW U Cr  
947 EX Cr

-

130,00

-

-

**Eng. OM 442**Stationary engine  
15080 ccm  
192-218 kW (265-296 PS)

88-

**130,00**  
V8**Eng. OM 443**Stationary engine  
18848 ccm  
271 kW (369 PS)

88-

**130,00**  
V10**Eng. OM 444**Stationary engine  
22618 ccm  
350 kW (476 PS)

88-

**130,00**  
V12**Eng. OM 441**.900 / 05-09 / 11-20 / 23-27  
11309 ccm  
150-165 kW (204-225 PS)

88-

**130,00**  
V681,35  
-  
-27,2  
126,35  
MØ=60,5  
MV=3,046  
x  
993,00  
3,00  
4,00**791060-00-1**  
910 Mo \*  
911 IW U Cr  
947 EX Cr**801062-00-1**  
RT / HA

130,00

**951062-1**  
A=144,5  
L=253  
H=9,92  
C=153,8  
F=1**811062-2**  
**921049-1**  
1 x T 0,15  
1 x FP 1,9  
2 x FP 3,8**Eng. OM 442**.900 / 05-11 / 14-30 / 32-39  
15080 ccm  
206/218 kW (280/296 PS)

88-

**130,00**  
V83,00  
3,00  
4,00**791061-00-1**  
910 Mo \*  
911 IF P  
947 EX Cr

-

130,00

-

-

**Eng. OM 443 Euro 1**Stationary engine  
18848 ccm

88-










**130,00**  
V10**Eng. OM 444**Stationary engine  
22618 ccm  
350 kW (469 PS)

88-

**130,00**  
V12



MODEL / ENGINE

|   | YEAR       |  Dia.<br>CYL |  KH<br>VT<br>MT |  GL<br>BU |  Ø x L |  SM-REF |  SM-REF. |  Piston<br>Dia. |  SM-REF. |  SM-REF. |
|---|------------|--|---|---|--|---|---|---|--|--|
| <b>MERCEDES-BENZ DIESEL</b>   |            |  |   |   |  |   |   |   |  |  |
| <b>Eng. OM 441</b><br>Euro 1<br>1622 / 1922 / 2222 / 2422<br>Atego 1722 / O 303 Bus<br>11309 ccm<br>151 kW (205 PS)   | 93-<br>93- | <b>130,00</b><br>V6  | 81,45<br>-<br>-26,1<br>126,45<br>MØ=59,0<br>MV=3,0  | 46<br>x<br>99   | 3,00<br>3,00<br>4,00   | <b>791060-00-1</b><br>910 Mo *<br>911 IW U Cr<br>947 EX Cr                              | <b>801096-00-1</b><br>RT / AK / HA  | 130,00  | <b>951062-1</b><br>A=144,5<br>L=253<br>H=9,92<br>C=153,8<br>F=1                            | <b>811096-2</b><br><br><b>921049-1</b><br>1 x T 0,15<br>1 x FP 1,9<br>2 x FP 3,8           |
| <b>Eng. OM 442.440</b><br>.907/900/931<br>Euro 1<br>Stationary engine<br>15080 ccm<br>195 kW (265 PS)   | 65-<br>65- | <b>130,00</b><br>V8  |   |   | 3,00<br>3,00<br>4,00   | <b>791061-00-1</b><br>910 Mo *<br>911 IF P<br>947 EX Cr                                 | -   | 130,00  | -  | -  |
| <b>Eng. OM 443.905</b><br>Stationary engine<br>Euro 1<br>18848 ccm<br>271 kW (369 PS)   | 93-        | <b>130,00</b><br>V10   |   |   |  |   |   |   |  |  |
| <b>Eng. OM 444</b><br>Stationary engine<br>Euro 1<br>22618 ccm<br>350 kW (469 PS)   | 93-        | <b>130,00</b><br>V12   |   |   |  |   |   |   |  |  |
| <b>Eng. OM 501 LA</b><br>11946 ccm<br>230-350 kW (313-476 PS)   | 96-00      | <b>130,00</b><br>V6  | 78,55<br>-<br>-18,1<br>123,55<br>-<br>MØ=88,5<br>-  | 52<br>x<br>103<br>NB<br>T   | 3,00<br>3,00<br>4,00   | <b>791090-00-1</b><br>916 Nit S<br>911 IW U Cr<br>947 EX Cr                             | -   | 130,00  | -  | -  |
| <b>Eng. OM 502 LA</b><br>15928 ccm<br>350-440 kW (476-598 PS)   |            |  |   |   |  |   |   |   |  |  |
| <b>Eng. OM 521 LA</b><br>.940 / 950 / 951<br>Euro 2<br>Actros<br>11946 ccm<br>260-336 kW (354-456 PS)   | 96-00      | <b>130,00</b><br>V6  | 78,55<br>-<br>-16,25<br>123,55<br>-<br>MØ=92,90   | 52<br>x<br>103<br>NB<br>T   | 3,00<br>3,00<br>4,00   | <b>791285-00-1</b><br>916 CCL IF S<br>911 IW U Cr<br>947 EX Nit S                       | <b>801088-00-1</b><br>RT / KK   | 130,00  | <b>951095-1</b><br>A=150<br>L258,0<br>H=10,12<br>C=164,1<br>F=1,1                          | <b>811098-2</b><br><br><b>921048-1</b><br>1 x T 0,15<br>2 x FP 7,0                         |
| <b>Eng. OM 522 LA</b><br>.940-943 / 950<br>Euro 2<br>Actros<br>15928 ccm<br>362-530 kW (492-721 PS)   | 96-00      | <b>130,00</b><br>V8  |   |   |  |   |   |   |  |  |
| <b>Eng. OM 541 LA</b><br>.920-928 / 940-952<br>Euro 2 & 3<br>Actros 1831/1832/1835/1839<br>1840/1843/2031/2032/2035<br>2036/2040/2043/2531/2532<br>2535/2539/2540/2543/2631<br>2635/2640/2643/3231/3235<br>3240/3241/3243/3244/3331<br>3335/3340/3343/4140/4143<br>11946 ccm<br>230-315 kW (313-428 PS) | 00-03      | <b>130,00</b><br>V6  |   |   |  |   |   |   |  |  |



MODEL / ENGINE



Dia.  
CYL



Ø x L



SM-REF



SM-REF.



Piston  
Dia.



SM-REF.



SM-REF.

### MERCEDES-BENZ DIESEL

**Eng. OM 541 LA**

.952

Euro 2

Actros 1835/2535

11946 ccm

260 kW (354 PS)

up to Eng. No. 091057

**Eng. OM 542 LA**

.920 / 921-926 / 940-943

.956 / 957

Euro 2

Actros 1848/1853/1857/2048

2053/25/48/2553/2557/2648

2653/2657/3253/3348/3353

3357/4148

15928 ccm

350-448 kW (476-609 PS)

up to Eng. No. 094640

**Eng. OM 942 LA**

.944 / 945 / 958

Euro 3

Actros 1853/1857/1858/2553

2557/2558/2657/2658/3357

3358

15928 ccm

420-450 kW ( 571-612 PS)

up to Eng. No. 094640

**Eng. OM 942**

.900 / 910-912 / 925 / 930 / 960

967 / 670 / 980 / 990

Euro 2

15928 ccm

330-448 kW (445-609 PS)

up to Eng. No. 094640

YEAR

130,00  
V6

96-00

96-00

130,00  
V8

96-00

130,00  
V8

06-03

130,00  
V8

97-00

78,55  
-  
-  
-16,25  
123,55  
-  
MØ=92,90  
-

52  
x  
103  
NB

3,00  
3,00  
4,00

**791090-00-1**  
916 Nit S  
911 IW U Cr  
947 EX Cr

-

130,00

-

-

**791285-00-1**  
916 CCL IF S  
911 IW U Cr  
947 EX Nit S

**801088-00-1**  
RT / KK

130,00

**951095-1**  
A=150  
L258,0  
H=10,12  
C=164,1  
F=1,1

**811098-2**  
**921048-1**  
1 x T 0,15  
2 x FP 7,0





MODEL / ENGINE

| YEAR                        | Dia. CYL            | KH GL<br>VT BU<br>MT | Ø x L    | Ø x L | SM-REF   | SM-REF.            | Piston Dia. | SM-REF.  | SM-REF.  |  |
|-----------------------------|---------------------|----------------------|----------|-------|--|--------------------|-------------|--|--|--|
| <b>MERCEDES-BENZ DIESEL</b> |                     |                      |          |       |  |                    |             |  |  |  |
|                             | <b>130,00</b><br>V8 |                      |          |       | <b>791090-00-1</b><br>3,00 916 Nit S<br>3,00 911 IW U Cr<br>4,00 947 EX Cr       | -                  | 130,00      | <b>951094-1</b><br>A=150,0<br>L=258,0<br>H=10,12<br>C=164,1<br>F=1,1<br>with cooling channel | <b>811097-2</b><br><br><b>921048-1</b><br>1 x T 0,15<br>2 x FP 7,0 |  |
|                             | <b>130,00</b><br>V6 |                      |          |       | <b>791285-00-1</b><br>3,00 916 CCL IF S<br>3,00 911 IW U Cr<br>4,00 947 EX Nit S |                    |             | <b>951094-1</b><br>A=150,0<br>L=258,0<br>H=10,12<br>C=164,1<br>F=1,1<br>with cooling channel | <b>811099-2</b><br><br><b>921048-1</b><br>1 x T 0,15<br>2 x FP 7,0 |  |
| 00-                         |                     |                      |          |       |  |                    |             |  |  |  |
|                             | <b>130,00</b><br>V8 |                      | 78,55    | 52    |  | <b>801088-00-1</b> | 130,00      | <b>951094-1</b><br>A=150,0<br>L=258,0<br>H=10,12<br>C=164,1<br>F=1,1<br>with cooling channel | <b>811099-2</b><br><br><b>921048-1</b><br>1 x T 0,15<br>2 x FP 7,0 |  |
|                             |                     |                      | -        | x     | 3,00   | RT / KK            |             |  |  |  |
|                             |                     |                      | -        | 103   | 3,00   |                    |             |  |  |  |
|                             |                     |                      | -16,25   | NB    | 4,00   |                    |             |  |  |  |
|                             |                     |                      | 123,55   |       |  |                    |             |  |  |  |
|                             |                     |                      | -        |       |  |                    |             |  |  |  |
|                             |                     |                      | MØ=92,90 |       |  |                    |             |  |  |  |
|                             | <b>130,00</b><br>V8 |                      |          |       |  |                    |             |  |  |  |
| 00-                         |                     |                      |          |       |  |                    |             |  |  |  |
|                             | <b>130,00</b><br>V8 |                      |          |       |  |                    |             |  |  |  |
|                             |                     |                      |          |       |  |                    |             |  |  |  |
|                             | <b>130,00</b><br>V6 |                      |          |       |  |                    |             |  |  |  |
| 96-00                       |                     |                      |          |       |  |                    |             |  |  |  |
|                             | <b>130,00</b><br>V6 |                      |          |       |  |                    |             |  |  |  |
| 96-03                       |                     |                      |          |       |  |                    |             |  |  |  |

**Eng. OM 502 LA**  
.942.990  
Einbaumotor  
15920 ccm  
330-448 kW (449-609 PS)

**Eng. OM 521 LA**  
920-928/940/941-947 Euro 3  
Actros 1831/1835/1839/1843  
2031/2032/2531/2543/2535  
2539/3331  
11946 ccm  
230-315 kW (313-428 PS)

from Eng. No. 091059-218126

**Eng. OM 522 LA**  
.940-943 Euro 3  
Actros  
15928 ccm  
362-420 kW (492-571 PS)

from Eng. No. 094641

**Eng. OM 522 LA**  
.950  
Actros  
15928 ccm  
530 kW (721 PS)

from Eng. No. 094641

**Eng. OM 541 LA**  
.948/949 Euro 2  
Actros 1848/2048/2548/2648  
3248/3348/4148  
11946 ccm  
335-355 kW (456-483 PS)

up to Eng. 091057

**Eng. OM 541 LA**  
.948 Euro 3  
Actros 1835/1846/1848/2046  
2048/2535/2546/2548/2648  
3248/3346/3348/4146/4148  
11946 ccm  
260-355 kW (260-483 PS)

from Eng. No. 091058



MODEL / ENGINE

YEAR



Dia.  
CYL



VT  
MT



Ø x L



SM-REF



SM-REF.



Piston  
Dia.



SM-REF.



SM-REF.

**MERCEDES-BENZ  
DIESEL**

**Eng. OM 541 LA**

.950/951 Euro 3  
Actros 1831/1835/1839/2531  
2535/2539  
11946 ccm  
230-300 kW (313-408 PS)

130,00  
V6

3,00  
3,00  
4,00

**791090-00-1**  
916 Nit S  
911 IW U Cr  
947 EX Cr

-

130,00

**951094-1**  
A=150,0  
L=258,0  
H=10,12  
C=164,1  
F=1,1  
with cooling channel

**811097-2**  
**921048-1**  
1 x T 0,15  
2 x FP 7,0

**Eng. OM 542 LA**

.920-926/940-945/956-958  
Euro 3  
Actros 1848/1853/1857/1858  
2548/2553/2557/2558/2657  
2658/3357/3358  
15928 ccm  
350-450 kW (476-612 PS)

130,00  
V8

78,55  
-  
-  
-16,25  
123,55  
-  
MØ=92,90  
-

52  
x  
103  
NB

3,00  
3,00  
4,00

**791285-00-1**  
916 CCL IF S  
911 IW U Cr  
947 EX Nit S

**801088-00-1**  
RT / KK

130,00

**951094-1**  
A=150,0  
L=258,0  
H=10,12  
C=164,1  
F=1,1  
with cooling channel

**811099-2**  
**921048-1**  
1 x T 0,15  
2 x FP 7,0

from Eng. No. 094641

**Eng. OM 542 LA**

.947/948 Euro 3  
Actros 1853/1857/2553  
Travego O 580  
15928 ccm  
320-420 kW (435-571 PS)

00-

130,00  
V8

**Eng. OM 941**

.910/920/921/923-925/929  
930/940/960/970/980/981/990  
Euro 3  
Actros  
11946 ccm  
230-315 kW (313-428 PS)

130,00  
V6

Eng. No. 091058 -218126

**Eng. OM 942**

.900/910-912/925/930/960  
967/970/980/990 Euro 3  
Actros  
15928 ccm  
330-448 kW (445-609 PS)

00-

130,00  
V8

from Eng. No. 094641



MODEL / ENGINE

YEAR

Dia.  
CYL

Ø x L



SM-REF



SM-REF.

Piston  
Dia.

SM-REF.



SM-REF.

**MERCEDES-BENZ  
DIESEL****Eng. OM 521 LA  
Eng. OM 541 LA**Actros  
11946 ccm  
315-420 kW (428-571 PS)

96-

**130,00**  
63,00  
3,00  
4,00**791090-00-1**  
916 Nit S  
911 IW U Cr  
947 EX Cr

-

130,00

-

-

**Eng. OM 941**Actros  
11946 ccm  
230-315 kW (313-428 PS)

00-

**130,00**  
83,00  
3,00  
4,00**791285-00-1**  
916 CCL IF S  
911 IW U Cr  
947 EX Nit S

-

130,00

-

-

**Eng. OM 522 LA  
Eng. OM 542 LA**Actros  
15928 ccm  
350-420 kW (476-571 PS)

96-

**Eng. OM 942**Actros  
15928 ccm  
330-448 kW (445-609 PS)

00-

**Eng. OM 541**.953 / 959 / 970-981 / 990  
.991 / 996-999  
Euro 4 & 5  
11946 ccm  
235-350 kW (320-476 PS)

05-08

**130,00**  
678,55  
-  
-  
-17,6  
119,55  
-  
MØ=87,0052  
x  
103  
NB3,00  
3,00  
4,00**791285-00-1**  
916 CCL IF S  
911 IW U Cr  
947 EX Nit S**801087-00-1**  
RT / KK / NB

130,00

**951097-1**  
A=150,0  
L=258,0  
H=10,12  
C=164,2  
F=1,1**811088-2**  
**921048-1**  
1 x T 0,15  
2 x FP 7,0**Eng. OM 542**.960-966 / 970 / 971  
Euro 4 & 5  
15928 ccm  
350-448 kW (476-609 PS)

98-

**130,00**  
8**Eng. OM 471**.915 / 927 / 932 / 933 / 934 / 935  
12809 ccm  
310-375 kW (421-510 PS)**132,00**  
63,50  
2,50  
3,50**791278-00-1**  
914 CCL \*  
911 IW U Cr \*  
947 EX CCL \*

-

132,00

**951001-1**  
A=142,0  
L=257,0  
H=202,0  
C=159,0**921001-1**  
1 x FP 3,9  
1 x FP 4,6**MINI****Mini Cooper 1.6  
One 1.6**Eng. W10 B16 A  
1598 ccm  
66-85 kW (90-116 PS)01-07  
01-07**77,00**  
41,20  
1,20  
2,50**790726-00-4**  
910 IF S Cr  
931 P  
3PC Cr P

-

77,00

-

-

**Cooper 1.6  
Cooper S 1.6  
John Cooper Works 1.6**Eng. N12 B16 A / N14 B16 A  
Eng. N18 B16 A  
1598 ccm  
85-160 kW (116-218 PS)

06-










**77,00**  
41,20  
1,50  
2,00**790755-00-4**  
910 IF Nit S  
931 P  
3PC Cr P

-

77,00

-

-

| MODEL / ENGINE   | YEAR                            |  Dia.<br>CYL |  KH<br>GL<br>VT<br>MT |  Ø x L |  |  SM-REF |  SM-REF. |  Piston<br>Dia. |  SM-REF. |  SM-REF. |
|--|---------------------------------|--|---|---|--|---|--|---|--|--|
| <b>MINI DIESEL</b>   |                                 |  |   |   |  |   |  |   |  |  |
| <b>Eng. 9HZ (DV6TED4)</b><br>Clubman CooperD 1.6 16V<br>CooperD 1.6 16V<br>OneD 1.6 16V<br>1560 ccm<br>66-80 kW (90-109 PS)  | 07-<br>07-<br>09-               | <b>75,00</b><br>4  | 41,7<br>-<br>-1,16<br>-13,29<br>65,2<br>MØ=41,72  | 26<br>x<br>61<br>T  | 3,00<br>1,95<br>2,50   | <b>793758-00-4</b><br>916 Cr *<br>931 P<br>947 EX Nit S                                 | <b>803710-00-1</b><br>RT / KK / AK   | 75,00   | <b>953706-4</b><br>A=78<br>L=142<br>H=5<br>C=79,5<br>semi                                  | -  |
|  |                                 |  |   |   |  | <b>793758-50-4</b>  | <b>803710-50-1</b>   | 75,50   | -  | -  |
| <b>Eng. B37 C15 A</b><br>One D<br>Cooper D<br>1496 ccm<br>70-85 kW (95-116 PS)   | 13-<br>13-                      | <b>84,00</b><br>3  |   |   | 1,50<br>1,50<br>2,00   | <sup>*NEW*</sup><br><b>790746-00-4</b><br>910 IF Nit S<br>931 P<br>947 EX Cr *          | -  | 84,00   | -  | -  |
| <b>Eng. B47 C20 A</b><br>Cooper SD<br>Countryman Cooper D / ALL4<br>Countryman Cooper SD / ALL4<br>Clubman Cooper D<br>Clubman Cooper SD / ALL4<br>1995 ccm<br>110-140 kW (136-190 PS) | 13-<br>16-<br>16-<br>14-<br>15- | <b>84,00</b><br>4  |   |   |  |   |  |   |  |  |
| <b>MINSKER (MTS)</b>   |                                 |  |   |   |  |   |  |   |  |  |
| <b>Eng. D 245 / D 260</b><br>S 80<br>4750 ccm<br>76-157 kW (102-210 PS)  |                                 | <b>110,00</b><br>6   | 79<br>-<br>-<br>-<br>125<br>-<br>-<br>-   | 38<br>x<br>90   | 3,00<br>2,50<br>5,00   | <sup>*NEW*</sup><br><b>793352-00-1</b><br>914 Cr P *<br>911 P<br>947 EX Cr P            | <sup>*NEW*</sup><br><b>803352-00-1</b><br>RT   | 110,00  | <sup>*NEW*</sup><br><b>953352-1</b><br>A=125,9<br>L=230<br>H=9,25<br>C=133<br>F=0,8        | <sup>*NEW*</sup><br><b>813352-2</b><br><sup>*NEW*</sup><br><b>923352-1</b><br>2 x VMQ      |
| <b>Eng. D 241 / D 242</b><br>50 Tractor / Bus / Truck<br>4750 ccm<br>37 kW (50 PS)   |                                 | <b>110,00</b><br>4   |   |   | 3,00<br>3,00<br>3,00<br>6,00<br>6,00   | <b>793354-00-1</b><br>910 Cr<br>911<br>930<br>947 EX<br>946                             | -  | 110,00  | -  | -  |
|  |                                 |  |   |   | 3,00<br>3,00<br>3,00<br>6,00<br>6,00   | <b>793350-00-2</b><br>910 Cr<br>911<br>930<br>947 EX Cr P<br>946                        | -  | 110,00  | -  | -  |
| <b>Eng. D 243</b><br>Tractor<br>60 kW (81 PS)  |                                 | <b>110,00</b><br>4   |   |   | 3,00<br>2,50<br>5,00   | <sup>*NEW*</sup><br><b>793355-00-1</b><br>910 Cr<br>911 P<br>947 EX Cr P                | -  | 110,00  | -  | -  |
| <b>Eng. D241 / D242</b><br>Tractor / Bus / Truck<br>4750 ccm<br>37 kW (50 PS)  |                                 | <b>110,00</b><br>4   |   |   | 3,00<br>3,00<br>3,00<br>6,00   | <b>793356-00-1</b><br>910 Cr<br>911<br>930<br>947 EX Cr P                               | -  | 110,00  | -  | -  |



MODEL / ENGINE

YEAR

Dia.  
CYLVT  
MT

Ø x L



SM-REF



SM-REF.

Piston  
Dia.

SM-REF.



SM-REF.

**MITSUBISHI**

**Minica 55**  
**Mini Cap Wide 55**  
Eng. 2G23  
550 ccm

70,00  
21,50  
1,50  
2,50

**798705-00-2**  
910 IF Cr  
911 P  
3PC Cr

-

70,00

-

-

**Colt**  
**Lancer**  
**Mirage**  
Eng. 4G13  
1299 ccm  
51 kW (69 PS)

88-92  
88-95  
87-9571,00  
41,20  
1,50  
3,00

**798758-00-4**  
910 Cr S  
911 P  
3PC Cr

-

71,00

-

-

**Colt**  
**Lancer**  
**Mirage**  
Eng. 4G13  
1299 ccm  
51 kW (69 PS)

88-92  
88-95  
87-9571,00  
41,20  
1,50  
3,00

**798739-00-4**  
910 Nit S  
911 P  
3PC Cr P

-

71,00

-

-

**Lancer / Mirage**  
Eng. 4G13-N  
1298 ccm

71,00  
41,20  
1,50  
2,80

<sup>\*NEW\*</sup>  
**798777-00-4**  
910 Nit S  
911 P  
3PC Nit

-

71,00

-

-

**Mirage**  
**Lancer**  
Eng. 4G13  
1299 ccm  
51 kW (69 PS)

88-95  
87-9571,00  
41,50  
1,50  
4,00

**792461-00-4**  
910 Cr S  
911 P  
3PC Cr

-

71,00

-

-

**Celests**  
**Delica**  
**Galant**  
**Lancer**  
Eng. 4G33  
1439 ccm  
52 kW (70 PS)

79-89  
77-7973,00  
41,50  
1,50  
4,00

**798711-00-4**  
910 Cr S  
931 P  
3PC Cr P

-

73,00

-

-

**Celeste / Champ / Lancer**  
**Mirage / Plymouth**  
Eng. 4G33  
1439 ccm  
50-68 kW (68-92 PS)

73,00  
41,50  
1,50  
4,00

**798712-00-4**  
910 Nit S  
931 P  
3PC Cr P

-

73,00

-

-

**Colt**  
**Lancer**  
Eng. 4A91  
1498 ccm  
81 kW (111 PS)

75,00  
11,20  
0,80  
2,00

<sup>\*NEW\*</sup>  
**791266-00-1**  
910 Nit S  
911 P S  
3PC Cr

-

75,00

-

-

**ASX 1.6**  
**Lancer 1.6**  
Eng. 4A92  
1590 ccm  
85-86 kW (116-117 PS)

10-  
75,00  
41,00  
1,20  
2,00

**798707-00-4**  
910 Nit S  
931 P  
3PC Nit

-

75,00

-

-

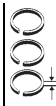


MODEL / ENGINE

YEAR

Dia.  
CYLVT  
MT

Ø x L



SM-REF



SM-REF.

Piston  
Dia.

SM-REF.



SM-REF.

**MITSUBISHI**

**Colt Mk II 1.5 GLX**  
**Lancer Mk III 1.5 GLX**  
**Lancer Mk III Estate 1.5**  
 Eng. 4G15  
 1468 ccm  
 55 kW (75 PS)

84-88  
83-88  
85-8775,50  
41,50  
1,50  
4,00

**798716-00-4**  
 910 Cr P \*  
 911 P  
 3PC Cr P

-  
-  
-75,50  
-  
--  
-  
--  
-  
-

**Colt Mk II 1.5 GLX**  
**Lancer Mk III 1.5 GLX**  
**Lancer Mk III Estate 1.5**  
**Mirage Hatchback 1.5/E**  
**Mirage Saloon 1.5**  
**Mirage Saloon 1.5 4WD**  
 Eng. G15B  
 1468 ccm  
 51-57 kW (70-78 PS)

85-88  
85-88  
85-89  
83-90  
83-90  
88-9175,50  
75,50  
75,50  
75,50  
75,50  
75,501,20  
1,50  
3,00

**798740-00-4**  
 910 Nit S  
 911 P  
 3PC Cr

-  
-  
-  
-  
-  
-75,50  
75,50  
75,50  
75,50  
75,50  
75,50-  
-  
-  
-  
-  
--  
-  
-  
-  
-  
-

**Arena**  
 Eng. 4G15  
 1468 ccm  
 65 kW (65 PS)

75,50  
41,20  
1,50  
3,00

**798740-00-4**  
 910 Nit S  
 911 P  
 3PC Cr

-  
-  
-75,50  
75,50  
75,50-  
-  
--  
-  
-

**Minica**  
 Eng. 2G24  
 548 ccm

76,00  
21,50  
1,50  
2,50

<sup>\*NEW\*</sup>  
**798717-00-2**  
 910 Cr S  
 911 Cr  
 3PC Cr

-  
-  
-76,00  
76,00  
76,00-  
-  
--  
-  
-

**Proton**  
 Eng. 4G18  
 1584 ccm  
 75 kW (102 PS)

76,00  
41,20  
1,20  
2,50

**798766-00-4**  
 910 Nit S  
 931 P  
 3PC Nit

-  
-  
-76,00  
76,00  
76,00-  
-  
--  
-  
-

**Delica D3**  
 Eng. HR 16 DE  
 1598 ccm  
 81-88 kW (110-119 PS)

78,00  
41,20  
1,20  
2,00

**799015-00-4**  
 910 Cr S Fe  
 911 P  
 3PC Cr

-  
-  
-78,00  
78,00  
78,00-  
-  
--  
-  
-

**Lancer**  
 Eng. 4G92  
 1597 ccm  
 73 kW (98 PS)

81,00  
41,20  
1,20  
2,80

**798742-00-4**  
 910 Nit S  
 911 Cr  
 3PC Nit

-  
-  
-81,00  
81,00  
81,00-  
-  
--  
-  
-

**Pajero Pinin GDi 16V**  
**Lancer GDi 16V**  
**Galant GDi 16V**  
 Eng. 4G93  
 1834 ccm  
 82-103 kW (112-140 PS)

01-03-96-  
81,00  
41,20  
1,20  
2,80

**798768-00-4**  
 910 Nit S  
 911 P  
 3PC Nit






-  
-  
-81,00  
81,00  
81,00-  
-  
--  
-  
-

**Legnum**  
 Eng. 6A13-S4  
 2498 ccm

81,00  
61,20  
1,20  
2,80

**798730-00-6**  
 910 Nit S  
 911 P  
 3PC Nit

-  
-  
-81,00  
81,00  
81,00-  
-  
--  
-  
-

| <br><b>MODEL / ENGINE</b>  | <b>YEAR</b>  | <br><b>Dia.</b><br><b>CYL</b> | <br>KH GL<br>VT BU<br>MT | <br>$\emptyset \times L$ |  | <br><b>SM-REF</b> | <br><b>SM-REF.</b> | <br><b>Piston</b><br><b>Dia.</b> | <br><b>SM-REF.</b> | <br><b>SM-REF.</b> |
|--|--|---|--|---|--|---|--|--|--|--|
| <b>MITSUBISHI</b><br><br><b>Galant</b><br><b>Elterna / SAVA</b><br>Eng. 4G67<br>1836 ccm<br>99-100 kW (135-136 PS)   |  | <b>81,50</b><br>4   |  |   | 1,20<br>1,50<br>3,00   | <sup>*NEW*</sup><br><b>798743-00-4</b><br>910 Nit S<br>911 Cr<br>3PC Nit                          | -  | 81,50  | -  | -  |
| <b>Mirage</b><br><b>Lancer</b><br>Eng. 4G61<br>1595 ccm<br>91 kW (124 PS)  |  | <b>82,30</b><br>4   |  |   | 1,20<br>1,50<br>3,00   | <sup>*NEW*</sup><br><b>798744-00-4</b><br>910 Nit S<br>911 Cr P<br>3PC Nit                        | -  | 82,30  | -  | -  |
| <b>Galant</b><br>Eng. 4G63<br>1997 ccm<br>90 kW (122 PS)   |  | <b>85,00</b><br>4   |  |   | 1,20<br>1,50<br>2,80   | <b>798752-00-4</b><br>910 Nit IF S<br>931 Cr<br>3PC Nit   | -  | 85,00  | -  | -  |
| <b>Eclipse I 2.0i</b><br><b>Eclipse II 2000 GS</b><br><b>Galant IV 2.0</b><br><b>Galant IV 2.0 GTI</b><br>Eng. 4G63<br>1997 ccm<br>78-110 kW (106-150 PS)  | 91-95<br>95-99<br>91-92<br>87-92   | <b>85,00</b><br>4   |  |   | 1,20<br>1,50<br>3,00   | <b>798745-00-4</b><br>910 IF Nit S<br>931 Cr<br>3PC Nit   | -  | 85,00  | -  | -  |
| <b>Airtrek 2.4i 16V</b><br><b>Canter 2.4i</b><br><b>Chariot 2.4i</b><br><b>Delica 2.4i</b><br><b>Eterna / Sigma 2.4i</b><br><b>Galant 2.4i</b><br><b>Galant 2.4 Gdi 16V</b><br><b>L 200 2.4i / 16V</b><br><b>L 300 2.4i</b><br><b>L 400 2.4i 16V</b><br><b>Montero 2.4i</b><br><b>Outlander 2.4i 16V</b><br><b>Pajero 2.4i 12V</b><br><b>RVR 2.4i</b><br><b>Sapporo 2.4i</b><br><b>Shogun 2.4i</b><br><b>Space Gear 2.4i 16V</b><br><b>Space Runner 2.4i 16V</b><br><b>Space Wagon 2.4i 16V</b><br>Eng. 4G64<br>2350 ccm<br>82-108 kW (109-150 PS) | 03-97<br>93-97<br>87-91<br>88-91<br>86-91<br>90-97<br>88-96<br>94-01<br>91-96<br>03-96<br>90-94<br>97-99<br>87-89<br>90-96<br>94-01<br>95-96 | <b>86,50</b><br>4   |  |   | 1,20<br>1,50<br>3,00   | <b>798747-00-4</b><br>910 IF Cr S<br>931 P<br>3PC Cr P  | -  | 86,50  | -  | -  |



MODEL / ENGINE

YEAR

Dia.  
CYL

Ø x L



SM-REF



SM-REF.

Piston  
Dia.

SM-REF.



SM-REF.

**MITSUBISHI DIESEL****Eng. BKD / BWC**Lancer VIII 2.0 DI-D  
1968 ccm  
103 kW (140 PS)

08-

**81,00**  
41,75  
2,00  
3,00**795019-00-4**  
910 CDL \*  
911 IF U Cr  
947 EX Cr

-

81,00

-

-

**Eng. BKD**Lancer 2.0  
1968 ccm  
103 kW (140 PS)

08-

**81,01**  
445,8  
-  
-0,7  
-18  
68,8  
-  
MØ=38,00  
-26  
x  
661,75  
2,00  
3,00**795098-00-4**  
910 CCL \*  
911 IF U  
947 EX Cr**805028-00-2**  
RT / KK

81,01

-

-

**795098-50-4****805028-50-2**

81,51

-

-

**795080-00-4**

-

81,01

-

-

1,75  
2,00  
3,00910 IF Cr \*  
931 P  
947 EX Cr**795080-50-4**

-

81,51

-

-

**Eng. BKD**Lancer 2.0  
1968 ccm  
103 kW (140 PS)

08-

**81,01**  
445,8  
-  
-  
-17,8  
68,8  
-  
MØ=38,00  
-26  
x  
661,75  
2,00  
3,00**795098-00-4**  
910 CCL \*  
911 IF U  
947 EX Cr**805029-00-2**  
RT / KK

81,01

-

-

**795098-50-4****805029-50-2**

81,51

-

-

**795080-00-4**

-

81,01

-

-

1,75  
2,00  
3,00910 IF Cr \*  
931 P  
947 EX Cr**795080-50-4**

-

81,51

-

-

**Eng. 4D68NA**Galant / Proton / Chariot  
Lancer / Libero / Mirage  
1998 ccm  
50 kW (68 PS)-78  
92-96**82,70**  
42,00  
2,00  
3,00**798858-00-4**  
913 Cr S  
931 Cr  
947 EX Nit S

-

82,70

-

-

**Eng. 4HK / 4HN / HTH**Outlander II 2.2 DI-D 4WD  
2179 ccm  
115 kW (156 PS)

07-

**85,00**  
42,50  
2,00  
2,00**791120-00-4**  
916 CCL P \*  
911 IF U P  
947 EX Nit S

-

85,00

-

-

**791120-50-4**

-

85,50

-

-





MODEL / ENGINE

| YEAR                                      | <br>Dia.<br>CYL | <br>VT<br>MT | <br>GL<br>Ø x L | <br>Ø x L | <br>SM-REF | <br>SM-REF.  | <br>Piston<br>Dia.          | <br>SM-REF. | <br>SM-REF. |
|---|-----------------|--------------|-----------------|-----------|------------|--------------|-----------------------------|-------------|-------------|
| <b>MITSUBISHI DIESEL</b>                  |                 |              |                 |           |            |              |                             |             |             |
| <b>Eng. 4G64</b>                          |                 |              |                 |           |            |              |                             |             |             |
| L 200 / L 300                             | 86,50           |              |                 |           | 1,20       | 798770-00-4  | -                           | 86,50       | -           |
| Montero / Shogun                          | 4               |              |                 |           | 1,50       | 910 IF Cr S  |                             |             |             |
| Pajero 2.4i 12V                           |                 |              |                 |           | 2,80       | 931 P        |                             |             |             |
| Canter / RVR 2.4i                         |                 |              |                 |           |            | 3PC Cr       |                             |             |             |
| Chariot                                   |                 |              |                 |           |            |              |                             |             |             |
| Sigma / Eterna                            |                 |              |                 |           |            |              |                             |             |             |
| Delica / Sapporo                          |                 |              |                 |           |            |              |                             |             |             |
| Galant 2.4 GD i 16V                       |                 |              |                 |           |            |              |                             |             |             |
| 2351 ccm                                  |                 |              |                 |           |            |              |                             |             |             |
| 80-104 kW (109-142 PS)                    |                 |              |                 |           |            |              |                             |             |             |
| <b>Eng. 4D55T</b>                         |                 |              |                 |           |            |              |                             |             |             |
| Galant II 2.3 Turbo D                     | 91,10           | 48,7         | 29              |           | 2,50       | 792454-00-4  | <sup>*NEW</sup> 808802-00-1 | 91,10       | -           |
| Galant II Station Wagon 2.3 TD            | 4               | -            | x               |           | 2,00       | 913 Cr P S   | RT                          |             |             |
| Pajero I Open Offroad Vehicle 2.3TD       |                 | -2,3         | 75              |           | 4,00       | 913 Cr P     |                             |             |             |
| 2346 ccm                                  |                 | -3,1         | T               |           |            | 947 EX Nit   |                             |             |             |
| 49 kW (67 PS)                             |                 | 88,7         |                 |           |            | 792454-50-4  | -                           | 91,60       | -           |
| <b>Eng. 4D56T</b>                         |                 |              |                 |           |            |              |                             |             |             |
| L 200 2.5 TD                              |                 |              |                 |           |            |              |                             |             |             |
| L 200 2.5 TD 4WD                          |                 |              |                 |           |            |              |                             |             |             |
| L 200 2.5 TD 4x4                          |                 |              |                 |           |            |              |                             |             |             |
| L 300 Box 2.5 TD                          |                 |              |                 |           |            |              |                             |             |             |
| L 300 Box 2.5 TD 4x4                      |                 |              |                 |           |            |              |                             |             |             |
| L 300 Bus 2.5 TD                          |                 |              |                 |           |            |              |                             |             |             |
| L 300 Bus 2.5 TD 4WD                      |                 |              |                 |           |            |              |                             |             |             |
| L 300 Platform / Chassis 2.5 TD           |                 |              |                 |           |            |              |                             |             |             |
| L 400 Box 2500 TD 4x4                     |                 |              |                 |           |            |              |                             |             |             |
| L 400 Box / Bus 2500 TD                   |                 |              |                 |           |            |              |                             |             |             |
| Pajero Classic 2.5 TD                     |                 |              |                 |           |            |              |                             |             |             |
| Pajero I 2.5 TD 4x4                       |                 |              |                 |           |            |              |                             |             |             |
| Pajero I 2.5 TD                           |                 |              |                 |           |            |              |                             |             |             |
| Pajero I Open Offroad Vehicle 2.5 TD      |                 |              |                 |           |            |              |                             |             |             |
| Pajero II 2.5 TD i C 2WD                  |                 |              |                 |           |            |              |                             |             |             |
| Pajero II Open Offroad Vehicle            |                 |              |                 |           |            |              |                             |             |             |
| 2.5 TD i C 2WD                            |                 |              |                 |           |            |              |                             |             |             |
| Pajero III 2.5 TDI                        |                 |              |                 |           |            |              |                             |             |             |
| Pajero Sport 2.5 TD AWD                   |                 |              |                 |           |            |              |                             |             |             |
| Pajero Sport 2.5 TD                       |                 |              |                 |           |            |              |                             |             |             |
| Pajero Sport Van 2.5 TD                   |                 |              |                 |           |            |              |                             |             |             |
| Space Gear 2.5 TD                         |                 |              |                 |           |            |              |                             |             |             |
| 2476 ccm                                  |                 |              |                 |           |            |              |                             |             |             |
| 63 kW (85 PS)                             |                 |              |                 |           |            |              |                             |             |             |
| <b>Eng. 4D56TD</b>                        |                 |              |                 |           |            |              |                             |             |             |
| L 200 2.5 TD 4x4                          | 91,10           |              |                 |           | 2,50       | 792454-00-4  | -                           | 91,10       | -           |
| Shogun MK II 2.5 TD                       | 4               |              |                 |           | 2,00       | 913 Cr P S   |                             |             |             |
| Shogun Open Off-Road Vehicle 2.5 TD       |                 |              |                 |           | 4,00       | 913 Cr       |                             |             |             |
| Space Gear 2.5 TD / Space Gear 2.5 TD 4x4 |                 |              |                 |           |            | 947 EX Nit S |                             |             |             |
| 2477 ccm                                  |                 |              |                 |           |            | 792454-50-4  | -                           | 91,60       | -           |
| 73 kW (99 PS)                             |                 |              |                 |           |            |              |                             |             |             |
| <b>Eng. 4D56T</b>                         |                 |              |                 |           |            |              |                             |             |             |
| Delica Wagon                              | 91,10           |              |                 |           | 2,50       | 798700-00-4  | -                           | 91,10       | -           |
| Challenger                                | 4               |              |                 |           | 2,00       | 913 Nit S    |                             |             |             |
| Space Gear / Strada                       |                 |              |                 |           | 3,00       | 913 Cr       |                             |             |             |
| 2476 ccm                                  |                 |              |                 |           |            | 947 EX Nit S |                             |             |             |
| 62 kW (84 PS)                             |                 |              |                 |           |            |              |                             |             |             |

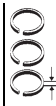


MODEL / ENGINE

YEAR

Dia.  
CYLVT  
MT

Ø x L



SM-REF



SM-REF.

Piston  
Dia.

SM-REF.



SM-REF.

**MITSUBISHI DIESEL****Eng. 4P10-T2 / 3 / 6**Euro 5  
Fuso Canter 3 C/S 13 / 15  
Fuso Canter 5 S 13  
Fuso Canter 6 C 15 / 18  
Fuso Canter 7 C 15 / 18  
2998 ccm  
96-129 kW (130-175 PS)09-  
09-  
09-  
09-95,80  
42,50  
2,00  
2,50**792007-00-4**  
914 Cr \*  
911 P \*  
947 EX Cr \*

-

95,80

-

-

**Eng. 4D34T**3.9 TD  
3907 ccm  
100 kW (136 PS)

89-

104,00  
42,81  
2,00  
4,00**798867-00-4**  
914 Cr \*  
911 IW Cr P  
947 EX Cr

-

104,00

-

-

**Eng. S6M**

105,00

3,00  
2,00  
4,00**798828-00-1**  
914 Cr P \*  
911 IW Cr P  
947 EX Cr P

-

105,00

-

-

**Eng. 6D14**Truck  
FK115 / 115H  
FK115J / FK115K / 115DK  
T656ZR FM215  
Bus MK115 / 115H / MM115C  
6557 ccm  
114-118 kW (155-160 PS)110,00  
63,00  
2,50  
5,00**798820-00-1**  
913 Cr S  
911 IF Cr P  
947 EX Cr P

-

110,00

-

-

**Eng. 6D14T**Bus  
MK 115 / 115H  
MM115 / 515  
6557 ccm  
143 kW (195 PS)110,00  
62,80  
2,50  
4,00**798874-00-1**  
914 Cr S  
911 IF Cr P  
947 EX Nit S

-

110,00

-

-

**Eng. 6D16**FUSO FK417 / FK517  
7545 ccm118,00  
63,00  
2,50  
4,00**798877-00-1**  
910 Cr S P  
911 IW Cr P  
947 EX Cr

-

118,00

-

-

**Eng. 6D20**Bus MP 117 / MP 517  
Truck NP 117 / FD 117  
K 202  
10308 ccm125,00  
63,50  
3,00  
6,00**798823-00-1**  
914 Cr \*  
911 IW U Cr  
947 EX Cr

-

125,00

-

-

**Eng. 8DC6**FT / FJ / FV  
14886 ccm  
206-221 kW (280-300 PS)135,00  
83,31  
3,00  
6,00**798830-00-1**  
914 Cr P \*  
911 IW Cr P  
947 EX Cr











-

135,00

-

-

**Eng. 8DC81 (NEW)**FT / FJ / FV  
14886 ccm  
202-224 kW (275-305 PS)

| <br><b>MODEL / ENGINE</b>                         | <b>YEAR</b> | <br><b>Dia.</b><br><b>CYL</b> | <br><b>VT</b><br><b>MT</b> | <br><b>Ø x L</b> |  | <br><b>SM-REF</b>          | <br><b>SM-REF.</b> | <br><b>Piston</b><br><b>Dia.</b> | <br><b>SM-REF.</b> | <br><b>SM-REF.</b> |
|---|-------------|---|--|---|--|--|--|--|--|--|
| <b>MITSUBISHI DIESEL</b><br><br><b>Eng. 8DC9T</b><br>Aero King<br>Aero Queen<br>The Great<br>16031 ccm<br>211-285 kW (283-382 PS) |             | <b>135,00</b><br>8  |  |   | 3,31<br>3,00<br>3,00<br>4,00   | <b>798853-00-1</b><br>914 Cr P *<br>911 IW Cr P<br>931 Cr P<br>947 EX Nit                                  | -  | 135,00   | -  | -  |
| <b>Eng. 8M20</b><br>The Great<br>Aero Queen<br>20089 ccm<br>279-298 kW (375-400 PS)   |             | <b>146,00</b><br>8  |  |   | 3,31<br>3,00<br>3,00<br>4,00   | <b>797420-00-1</b><br>914 Cr P<br>911 IW Cr *<br>931 Cr P *<br>947 EX Cr P *                               | -  | 146,00   | -  | -  |
| <b>Eng. S6R PTA</b><br>Industrial Diesel Engine<br>500-655 kW   |             | <b>170,00</b><br>6  |  |   | 3,68<br>3,63<br>5,00   | <b>798890-00-1</b><br>914 IF Cr *<br>917 IW Cr *<br>947 EX Cr P  | -  | 170,00   | <b>958702-1</b><br>A=186<br>L=391,1<br>H=4<br>C=204<br>F=1,6   | -  |
| <b>Eng. S12R</b><br>Industrial Diesel Engine<br>940-1040 kW (1260-1394 PS)<br><br><b>Eng. S16R</b><br>Industrial Diesel Engine    |             | <b>170,00</b><br>12/16  |  |   | 3,68<br>3,63<br>5,00   | <b>798890-00-1</b><br>914 IF Cr *<br>917 IW Cr *<br>947 EX Cr P  | -  | 170,00   | <sup>**NEW*</sup><br><b>958701-1</b><br>A=190<br>L=350,9<br>H=4<br>C=204<br>F=1,6                    | -  |
| <b>MOSKVICh</b><br><br><b>2141 1.6</b><br>Eng. 1.6L<br>1569 ccm<br>56 kW (76 PS)  |             | <b>79,00</b><br>4   |  |   | 1,50<br>2,00<br>3,94   | <b>792803-00-4</b><br>910 Cr S<br>931 P<br>947 EX Cr P<br><br><b>792803-40-4</b><br><br><b>792803-80-4</b> | -  | 79,00  | -  | -  |
| <b>2126</b><br>Eng. 1.5L<br>1478 ccm<br>59 kW (80 PS)   |             | <b>82,00</b><br>4   |  |   | 1,50<br>2,00<br>3,94   | <b>792804-00-4</b><br>910 Cr S<br>931 P<br>947 EX Cr P<br><br><b>792804-40-4</b><br><br><b>792804-80-4</b> | -  | 82,00  | -  | -  |
| <b>M.W.M.</b><br><br><b>Eng. KD 12 E / Z / D / V</b><br>880 / 1700 / 2550 / 3400 ccm<br>8,5-34 kW (12-46 PS)                      |             | <b>95,00</b><br>1/2/3/4   |  |   | 3,00<br>3,00<br>3,00<br>5,00<br>5,00   | <b>793213-00-1</b><br>910 Cr<br>911 P<br>931 P<br>947 EX<br>946 P  | -  | 95,00  | -  | -  |



MODEL / ENGINE

YEAR

Dia.  
CYL

Ø x L



SM-REF



SM-REF.

Piston  
Dia.

SM-REF.



SM-REF.

**M.W.M.****D 893**102,00  
13,00  
2,50**793219-00-1**

-

102,00

-

-

914 Cr \*  
911  
947 EX Cr**D 229**2940 ccm  
24-33 kW (33-45 PS)102,00  
3

4,00

**D / TD 229**3920 ccm  
32-44 kW (44-60 PS)102,00  
4**D / TD 229**

5880 ccm

102,00  
6**Eng. TD 226**4160 / 6240 ccm  
63-125 kW (86-170 PS)

71-

105,00  
4/660,4  
-  
-  
-20,57  
102,4  
MV=6

35

x  
82  
3,00  
2,00  
4,00**793218-00-1****803301-00-1**

105,00

**953301-1**A=108  
L=214  
H=6  
C=111,8  
semi

-

914 Cr \*  
911 P  
947 EX Cr

RT

**Eng. TD 226-B**3120 / 4160 / 6240 ccm  
57-170 kW (77-231 PS)

86-

105,00  
3/4/666,4  
-  
-  
-21,7  
102,4  
MV=1

35

x  
88  
3,00  
2,00  
4,00**793218-00-1****803302-00-1**

105,00

**953302-1**A=115  
L=213  
H=8  
C=123  
F=1**813302-2****923302-1**  
2 x FP 1,5  
2 x FP 4,0914 Cr \*  
911 P  
947 EX Cr

RT

**Eng. D 226-2/3/4/6**2080 / 3120 / 4160 / 6240 ccm  
27-96 kW (37-131 PS)

69-

105,00  
2/3/4/63,00  
2,00  
2,00  
4,00**793203-00-1****803303-00-1**

105,00

-

-

914 Cr \*  
911 P  
931 P  
947 EX Cr**Eng. TD 232-S / 232-A****Eng. TD 232-12**  
**Eng. TBD 232-12**

72-

120,00  
6/8/123,00  
3,00  
3,00  
5,00**793210-00-1**

-

120,00

-

-

913 Cr P \*  
911  
931  
947 Ex Cr P**Eng. TD 232-B**8820 ccm  
149,5 kW (203 PS)

66-71

120,00  
63,50  
3,00  
3,00  
5,00**793215-00-1**

-

120,00

-

-











914 Cr P  
911  
931  
947 Ex Cr P**Eng. TD 232-A**11760 ccm  
198,5 kW (270 PS)











66-71










120,00  
8**Eng. TBD 232-12****Eng. TD 232-12**  
17640 ccm  
299-368 kW (406-500 PS)

66-71

120,00  
12

| <br><b>MODEL / ENGINE</b>   | <b>YEAR</b> | <br><b>Dia.</b><br><b>CYL</b> | <br><b>VT</b><br><b>MT</b> | <br><b>Ø x L</b> | <br> | <br><b>SM-REF</b> | <br><b>SM-REF.</b> | <br><b>Piston</b><br><b>Dia.</b> | <br><b>SM-REF.</b> | <br><b>SM-REF.</b> |
|---|-------------|---|--|---|--|---|--|--|--|--|
| <p align="center"><b>M.W.M.</b></p> <p><b>Eng. D / TBC / TD 233 S</b><br/>9570 ccm</p> <p><b>Eng. D / TBD / TD 233 A</b><br/>12760 ccm</p> <p><b>Eng. D / TBD / TD 233-12</b><br/>19140 ccm</p> |             | <b>125,00</b><br>6<br><br><b>125,00</b><br>V8<br><br><b>125,00</b><br>V12                                     |  |   | 3,50<br>3,00<br>3,00<br>5,00   | <b>793216-00-1</b><br>914 Cr *<br>911 P<br>931 P<br>947 EX Cr                                     | -  | 125,00   | -  | -  |
| <p><b>Eng. TBD 234</b><br/>10804 ccm<br/>420 kW (571 PS)<br/>14405 ccm<br/>560 kW (762 PS)<br/>21607 ccm<br/>840 kW (1142 PS)<br/>28800 ccm<br/>1120 kW (1523 PS)</p>                           |             | <b>128,00</b><br>6<br><br>8<br><br>12<br><br>16   |  |   | 3,50<br>3,00<br>4,00   | <b>793217-00-1</b><br>914 Cr *<br>931<br>947 EX Cr  | -  | 128,00   | -  | -  |
| <p><b>Eng. TBG 616</b><br/>17500 ccm<br/>280 kW (381 PS)</p> <p><b>Eng. TBG 616</b><br/>26300 ccm<br/>420 kW (571 PS)</p> <p><b>Eng. TBG 616</b><br/>35000 ccm<br/>560 kW (762 PS)</p>          |             | <b>132,00</b><br>V8<br><br><b>132,00</b><br>V12<br><br><b>132,00</b><br>V16                                   |  |   | 4,00<br>3,00<br>3,50   | <b>793222-00-1</b><br>914 Cr *<br>911 Cr<br>947 EX Cr   | -  | 132,00   | -  | -  |
| <p align="center"><b>NEW HOLLAND</b></p> <p><b>Eng. 8140.21.200</b><br/>Sofim<br/>2499 ccm</p>  |             | <b>93,00</b><br>4   |  |   | 3,00<br>2,00<br>3,00   | <b>790255-00-4</b><br>917 Cr * P<br>911 P<br>947 EX   | -  | 93,00  | -  | -  |
| <p><b>Eng. 8025.02</b><br/>1728 ccm</p> <p><b>Eng. 8035.02</b><br/>2592 ccm</p> <p><b>Eng. 8045.02 / 8045.42</b><br/>3455 ccm</p> <p><b>Eng. 8065.02</b><br/>5184 ccm</p>                       |             | <b>100,00</b><br>2<br><br><b>100,00</b><br>3<br><br><b>100,00</b><br>4<br><br><b>100,00</b><br>6              |  |   | 2,50<br>2,50<br>5,50   | <b>790257-00-1</b><br>910 Cr *<br>931 P<br>947 EX Cr P  | -  | 100,00   | -  | -  |
| <p><b>Eng. 8035.06</b><br/>2710 ccm</p> <p><b>Eng. 8045.06</b><br/>3613 ccm</p> <p><b>Eng. 8065.06</b><br/>5420 ccm</p>   |             | <b>100,00</b><br>3<br><br><b>100,00</b><br>4<br><br><b>100,00</b><br>6  |  |   | 2,50<br>2,50<br>4,00   | <b>790258-00-1</b><br>910 Cr *<br>931 P<br>947 EX Cr  | -  | 100,00   | -  | -  |

| <br><b>MODEL / ENGINE</b> | <b>YEAR</b>         | <br><b>Dia.</b><br><b>CYL</b> | <br><b>VT</b><br><b>MT</b> | <br><b>Ø x L</b> |  | <br><b>SM-REF</b> | <br><b>SM-REF.</b> | <br><b>Piston</b><br><b>Dia.</b> | <br><b>SM-REF.</b> | <br><b>SM-REF.</b> |
|---|---------------------|---|--|---|--|---|--|--|--|--|
| <b>NEW HOLLAND</b>  |                     |   |  |   |  |   |  |  |  |  |
| <b>Eng. 8035.04 / 8035.42</b><br>2748 ccm   |                     | <b>103,00</b><br>3  |  |   |  | <b>790259-00-1</b><br>2,50 910 Cr *<br>2,50 931 P<br>4,00 947 EX Cr                               | -  | 103,00   | -  | -  |
| <b>Eng. 8045.04</b><br>3666 ccm   |                     | <b>103,00</b><br>4  |  |   |  |   |  |  |  |  |
| <b>Eng. 8055.04</b><br>4583 ccm   |                     | <b>103,00</b><br>5  |  |   |  |   |  |  |  |  |
| <b>Eng. 8065.04</b><br>5499 ccm   |                     | <b>103,00</b><br>6  |  |   |  |   |  |  |  |  |
| <b>Eng. 8045.25</b><br>3908 ccm   |                     | <b>104,00</b><br>4  |  |   |  | <b>790254-00-2</b><br>3,00 914 Cr *<br>2,50 931 P<br>4,00 947 EX Cr                               | -  | 104,00   | -  | -  |
| <b>Eng. 8065.25</b><br>5863 ccm<br>94-110 kW (128-150 PS)   |                     | <b>104,00</b><br>6  |  |   |  |   |  |  |  |  |
| <b>Eng. 8460.21.002</b><br>Series FA 200 / FD 208 / FR 206<br>Series FR 220 / TX 66<br>Series 175         | 86-<br>86-<br>86-92 | <b>120,00</b><br>6  |  |   |  | <b>790253-00-1</b><br>3,50 914 Cr P *<br>3,00 911 IF Cr<br>5,00 947 EX Cr P                       | -  | 120,00   | -  | -  |
| <b>Eng. 8460.21.042</b><br>Series 175<br>9498 ccm<br>176 kW (239 PS)                                      | 86-92               |   |  |   |  |   |  |  |  |  |
| <b>Eng. 8460.21.102</b><br>190.36 TurboTech<br>240.36 TurboTech<br>9498 ccm<br>192 kW (261 PS)            | 86-94<br>90-00      |   |  |   |  |   |  |  |  |  |
| <b>Eng. 8460.21.106</b><br>190.26 TurboTech<br>240.26 TurboTech<br>9498 ccm<br>192 kW (261 PS)            | 86-94<br>90-00      |   |  |   |  |   |  |  |  |  |
| <b>Eng. 8460.21.708</b><br>Lorraine 240<br>370.10.24<br>9572 ccm<br>177 kW (240 PS)                       | 88-<br>87-98        |   |  |   |  |   |  |  |  |  |
| <b>Eng. 8210.02 / 8215.22</b><br><b>Eng. 8215.22.520</b><br>13798 ccm                                     |                     | <b>137,00</b><br>6  |  |   |  | <b>790256-00-1</b><br>4,00 914 Cr *<br>3,00 911 P<br>3,00 931 P<br>5,50 947 EX Cr                 | -  | 137,00   | -  | -  |

| MODEL / ENGINE   | YEAR                    |  Dia.<br>CYL |  KH<br>GL<br>VT<br>MT |  Ø x L |  |  SM-REF   |  SM-REF. |  Piston<br>Dia. |  SM-REF. |  SM-REF. |
|--|-------------------------|--|---|---|--|---|--|---|--|--|
| <b>NISSAN</b><br><b>Eng. FT3</b>   |                         | <b>66,00</b><br>4  |   |   |  | <sup>*NEW*</sup><br><b>799035-00-4</b><br>1,50 910 Cr S Fe<br>1,50 911 P<br>2,80 3PC Cr P<br><sup>*NEW*</sup><br><b>799035-50-4</b> | -  | 66,00   | -  | -  |
| <b>Kubistar 1.2i</b><br>Eng. D7F 722<br>1149 ccm<br>43-44 kW (58-60 PS)                        | 03-                     | <b>69,00</b><br>4  | 27,1<br>-<br>-<br>50,5  | 17,5<br>x<br>54   | 1,50<br>1,50<br>2,50   | <b>793839-00-4</b><br>910 IF Cr S<br>911 P<br>3PC Cr<br><b>793839-50-4</b>  | <b>803817-00-1</b>   | 69,00   | -  | -  |
| <b>Kubistar 1.2i 16V</b><br>Eng. D4F 712<br>1149 ccm<br>55 kW (75 PS)                          | 03-                     | <b>69,00</b><br>4  | 26,7<br>-<br>-1<br>44,7<br>-<br>MØ=60<br>-  | 17,5<br>x<br>54   | 1,20<br>1,50<br>2,50   | <b>793823-00-4</b><br>910 IF Cr S<br>911 P<br>3PC Cr<br><b>793823-50-4</b>  | <b>803829-00-1</b>   | 69,00   | -  | -  |
| <b>Micra</b><br>Eng. EJ1KK / EJ4KK<br>1149-1498 ccm<br>48-65 kW (65-88 PS)                     | 03-10                   | <b>71,00</b><br>4  |   |   | 1,20<br>1,20<br>2,00   | <b>799068-00-4</b><br>910 Cr S<br>931 P<br>3PC Cr   | -  | 71,00   | -  | -  |
| <b>March</b><br>Eng. CG<br>998 ccm<br>40-44 kW (54-60 PS)                                      |                         | <b>71,00</b><br>4  |   |   | 1,20<br>1,50<br>3,00   | <b>799067-00-4</b><br>910 Cr S<br>911 P<br>3PC Cr   | -  | 71,00   | -  | -  |
| <b>Cube</b><br><b>Micra</b><br>Eng. CGA3DE<br>1348 ccm<br>60-63 kW (82-86 PS)                  | 98-02<br>00-02          | <b>72,00</b><br>4  |   |   | 1,20<br>1,20<br>2,50   | <b>799070-00-4</b><br>910 Cr S<br>931 P<br>3PC Cr<br><b>799070-50-4</b>   | -  | 72,00   | -  | -  |
| <b>Cherry</b><br><b>Sunny</b><br><b>Cherry / Sunny</b><br>Eng. E10<br>988 ccm<br>37 kW (50 PS) | 82-86<br>81-85<br>86-90 | <b>73,00</b><br>4  |   |   | 1,50<br>1,50<br>4,00   | <b>799006-00-4</b><br>910 Cr S<br>931 P<br>3PC Cr P   | -  | 73,00   | -  | -  |
| <b>Cefiro / Maxima</b><br>Eng. VQ20<br>1995 ccm<br>110-120 kW (150-160 PS)                     | 94-03                   | <b>76,00</b><br>4  |   |   | 1,50<br>1,50<br>2,80   | <sup>*NEW*</sup><br><b>799008-00-4</b><br>910 Nit S<br>911 Cr<br>3PC Nit  | -  | 76,00   | -  | -  |



MODEL / ENGINE

YEAR

Dia.  
CYLVT  
MT

Ø x L



SM-REF



SM-REF.

Piston  
Dia.

SM-REF.



SM-REF.

**NISSAN****Sunny 1.4 / Traveller**Eng. A14  
1397 ccm  
48-49 kW (65-67 PS)

70-82

**76,00**  
41,20  
2,00  
4,00**799011-00-4**  
910 IF Cr S P  
931 P  
3PC Cr P

-

76,00

-

-

**Sunny 1.5 / Traveller  
Vanette Bus 1.5**Eng. A15  
1488 ccm  
51 kW (69 PS)79-82  
83-87**76,00**  
41,20  
1,50  
4,00**799012-00-4**  
910 Cr S  
911 P  
3PC Cr

-

76,00

-

-

**Cherry / Sunny**Eng. E 13  
1270 ccm  
44 kW (60 PS)

82-

**76,00**  
41,50  
1,50  
4,00**799012-00-4**  
910 Cr S  
911 P  
3PC Cr

-

76,00

-

-

**Cherry / Prairie / Pulsar  
Sunny**Eng. E 15  
1487 ccm  
62 kW (84 PS)82-86  
82-**76,00**  
41,50  
1,50  
4,00**799012-00-4**  
910 Cr S  
911 P  
3PC Cr

-

76,00

-

-

**Cherry  
Sunny**Eng. E 16  
1597 ccm  
66 kW (90 PS)85-87  
85-**76,00**  
41,50  
1,50  
4,00**799012-00-4**  
910 Cr S  
911 P  
3PC Cr

-

76,00

-

-

**Primera**Eng. QG16DE  
1600 ccm82-86  
82-**76,00**  
41,20  
1,20  
2,50**799023-00-4**  
910 IF Cr S  
931 P  
3PC Cr

-

76,00

-

-

**799023-50-4**  
910 IF Cr S  
931 P  
3PC Cr

-

76,50

-

-

**Carena / Sunny / Pulsar  
Blue Bird**Eng. GA16 / GA16-DS  
1596 ccm  
64-79 kW (87-107 PS)82-86  
82-**76,00**  
41,50  
1,50  
2,80**799058-00-4**  
910 Nit S  
911 Cr  
3PC Nit

-

76,00

-

-

**Almera 1.6i****Primera 1.6i****Pulsar 1.6i****Sentra 1.6i****Serena / Sunny 1.6i****Vanette 1.6i****100 NX 1.6**Eng. GA16DE  
1597 ccm  
92-81 kW (84-110 PS)95-00  
93-01  
95-99  
94-01  
92-00  
92-01  
92-95**76,00**  
41,50  
1,50  
2,80**799075-00-4**  
910 Cr S  
911 P  
3PC Cr

-

76,00

-

-

**Maxima QX IV 2.0****Maxima QX IV Stat.Wag. 2.0****Maxima QX V 2.0 V6**Eng. VQ20DE  
1995 ccm  
103 kW (140 PS)95-97  
97-00  
00-03**76,00**  
61,20  
1,20  
2,50**799078-00-6**  
910 IF Cr S P  
931 P  
3PC Cr

-

76,00

-

-

**799078-50-6**  
910 IF Cr S P  
931 P  
3PC Cr










-










76,50










-










-






















| MODEL / ENGINE   | YEAR  |  Dia.<br>CYL |  KH<br>VT<br>MT |  Ø x L |  |  SM-REF                    |  SM-REF.   |  Piston<br>Dia. |  SM-REF. |  SM-REF. |
|--|---|--|---|---|--|--|--|---|--|--|
| <b>NISSAN</b>  |   |  |   |   |  |  |  |   |  |  |
| <b>Laurel</b><br><b>Skyline</b><br>Eng. RB 20 DE<br>1618 ccm<br>140 kW (190 PS)  |   | <b>78,00</b><br>6  |   |   | 1,50<br>2,80   | <b>799195-00-6</b><br>910 IF Cr S Fe<br>3PC Cr   | -  | 78,00   | -  | -  |
| <b>March</b><br>Eng. HR12DE<br>1198 ccm<br>55-59 kW (68-80 PS)   |   | <b>78,00</b><br>3  |   |   | 1,20<br>1,20<br>2,00   | <sup>*NEW*</sup><br><b>799014-00-3</b><br>910 Cr S Fe<br>911 P<br>3PC Cr                                   | -  | 78,00   | -  | -  |
| <b>Cube 1.6</b><br><b>Juke 1.6</b><br><b>Micra III 1.6</b><br><b>Note 1.6 I</b><br><b>NP200 1.6</b><br><b>NV200 1.6</b><br><b>Qashqai / +2 I 1.6</b><br>Eng. HR 16 DE<br>1598 ccm<br>69-86 kW (94-117 PS)                      | 10-<br>10-<br>05-10<br>06-13<br>08-<br>10-<br>07- | <b>78,00</b><br>4  |   |   | 1,20<br>1,20<br>2,00   | <b>799015-00-4</b><br>910 Cr S Fe<br>911 P<br>3PC Cr   | -  | 78,00   | -  | -  |
| <b>Kubistar 1.6</b><br><b>Terrano 1.6</b><br><b>Sylphy II 1.6</b><br>Eng. K4M<br>Eng. K4M 752<br>1598 ccm<br>70-75 kW (95-102 PS)  | 03-<br>14-<br>12-                                 | <b>79,50</b><br>4  | 31,7<br>-<br>-2,0/-2,0<br>-1,3<br>54,7<br>-<br>Ø=69,50<br>-                                     | 20<br>x<br>62   | 1,50<br>1,50<br>2,50   | <b>793841-00-4</b><br>910 IF Cr *<br>931 P<br>3PC Cr P<br><br><b>793841-25-4</b><br><br><b>793841-50-4</b> | <sup>*NEW*</sup><br><b>803832-00-1</b><br><br><br><sup>*NEW*</sup><br><b>803832-25-1</b><br><br><sup>*NEW*</sup><br><b>803832-50-1</b> | 79,50<br><br>79,75<br>80,00   | -<br>-<br>-  | -<br>-<br>-  |
| <b>Almera Tino 1.8i 16V</b><br><b>Almera 1.8i 16V</b><br><b>Blubird Sylphy 1.8i 16V</b><br><b>Primera 1.8i 16V</b><br><b>Sentra 1.8i 16V</b><br><b>Wingroad 1.8i 16V</b><br>Eng. QG 18 DE<br>1769 ccm<br>84-92 kW (114-126 PS) | 00-05<br>00-06<br>00-05<br>99-05<br>02-           | <b>80,00</b><br>4  |   |   | 1,20<br>1,20<br>2,50   | <b>799083-00-4</b><br>910 Cr S<br>911 P<br>3PC Cr P  | -  | 80,00   | -  | -  |
| <b>Almera / Primera</b><br><b>Sentra</b><br><b>Wingroad</b><br>Eng. J 18<br>1800 ccm<br>85 kW (115 PS)   | 99-<br>89-  | <b>80,50</b><br>4  |   |   | 1,50<br>2,00<br>4,00   | <b>799059-00-4</b><br>910 IF Cr<br>911 P<br>3PC Cr<br><br><b>799059-50-4</b>                               | -<br>-<br>-  | 80,50<br>81,00  | -<br>-   | -<br>-   |
| <b>Primastar 2.0</b><br>Eng. F4R 720 / 722<br>1998 ccm<br>88 kW (120 PS)   | 01-   | <b>82,70</b><br>4  |   |   | 1,20<br>1,50<br>2,00   | <b>791143-00-4</b><br>910 IF Nit S<br>931 P<br>3PC Nit<br><br><sup>*NEW*</sup><br><b>791143-25-4</b>       | -<br>-<br>-  | 82,70<br>82,95  | -<br>-   | -<br>-   |



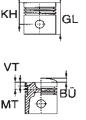







| MODEL / ENGINE   | YEAR                                      |  Dia.<br>CYL |  KH<br>GL<br>VT<br>MT |  Ø x L |  |  SM-REF                                  |  SM-REF. |  Piston<br>Dia. |  SM-REF. |  SM-REF. |
|--|---|--|---|---|--|--|--|---|--|--|
| <b>NISSAN</b>  |   |  |   |   |  |  |  |   |  |  |
| <b>Auster</b><br><b>Bluebird</b><br><b>Laurel / Skyline</b><br><b>Stanza</b><br>Eng. CA18E / CA18S<br>1809 ccm<br>66 kW (90 PS)  | 87-88<br>85-90<br>84-87<br>88             | <b>83,00</b><br>4  |   |   |  | <b>799024-00-4</b><br>1,50 910 IF Cr S<br>1,50 911 P<br>4,00 3PC Cr P  | -  | 83,00   | -  | -  |
| <b>180SX / 200SX</b><br><b>Almera / Wingroad</b><br><b>Avernir</b><br><b>Bluebird / Silvia</b><br><b>Sentra / Serena</b><br>Eng. SR20DE<br>1998 ccm<br>96-126 kW (130-169 PS)  | 94-97<br>96-99<br>92-95<br>91-98<br>91-00 | <b>86,00</b><br>4  |   |   |  | <b>799056-00-4</b><br>1,50 910 IF Nit S<br>1,50 931 P<br>3,00 3PC Cr P<br><b>799056-50-4</b>                             | -<br>-<br>-  | 86,00<br>86,50  | -<br>-   | -<br>-   |
| <b>NISSAN DIESEL</b>   |   |  |   |   |  |  |  |   |  |  |
| <b>Eng. K9K 750</b><br>Almera 1.5 DCI<br>Micra 1.5 DCI<br>1461 ccm<br>60-65 kW (82-88 PS)  | 02-<br>03-                                | <b>76,00</b><br>4  | 41,78<br>-0,48<br>-0,28<br>-14<br>66<br>MØ=39,70  | 25<br>x<br>60<br>T  | 2,00<br>2,00<br>2,50   | <b>793845-00-4</b><br>910 Cr *<br>931 P<br>947 EX Nit S<br>*NEW*<br><b>793845-25-4</b><br><b>793845-50-4</b>             | <b>803830-00-1</b><br>RT<br>-  | 76,00<br>76,25<br>76,50   | -<br>-<br>-  | -<br>-<br>-  |
| <b>Eng. K9K 700 / 704</b><br><b>Eng. K9K 722</b><br>Kubistar / Micra 1.5 DCI<br>1461 ccm<br>48-50 kW (65-68 PS)  | 03-                                       |  |   |   |  |  |  |   |  |  |
| <b>Eng. K9K 700 / 704</b><br><b>Eng. K9K 722 / 750</b><br>Kubistar / March / Micra<br>Almera<br>1461 ccm<br>48-65 kW (65-88 PS)  | 03-<br>00-                                | <b>76,00</b><br>4  | 41,8<br>-0,25<br>-0,4<br>-14<br>66<br>MØ=39,65<br>MV=2,6  | 26<br>x<br>60<br>T  | 2,00<br>2,00<br>2,50   | <b>793845-00-4</b><br>910 Cr *<br>931 P<br>947 EX Nit S<br>*NEW*<br><b>793845-25-4</b><br><b>793845-50-4</b>             | <b>803831-00-1</b><br>RT / AK<br>-   | 76,00<br>76,25<br>76,50   | -<br>-<br>-  | -<br>-<br>-  |
| <b>Eng. TD15 (TUD 5)</b><br>Micra 1.5 D<br>1527 ccm<br>42 kW (57 PS)   | 98-03                                     | <b>77,00</b><br>4  | 40,4<br>-<br>-<br>-1,65<br>66,3<br>-  | 23<br>x<br>60   | 2,00<br>1,75<br>3,00   | <b>793726-00-4</b><br>910 Cr *<br>911 IF U P<br>947 EX Cr<br><b>793726-40-4</b>  | <b>803726-00-1</b><br><b>803726-40-1</b>   | 77,00<br>77,40  | -<br>-   | -<br>-   |
| <b>Eng. R9M</b><br><b>Eng. R9M 413 / 452</b><br>Qashqai 1.6 / +2 l 1.6 DCI / AWD<br>Qashqai II 1.6 DCI<br>Qashqai II 1.6 DCI 4x4-i<br>X-Trail 1.6 DCI 4x4-i<br>NV300 1.6 DCI 95 / 120 / 125 / 145<br>1598 ccm<br>70-118 kW (95-160 PS) | 11-13<br>13-<br>13-<br>14-<br>16-         | <b>80,00</b><br>4  |   |   |  | *NEW*<br><b>793822-00-4</b><br>2,00 913 Nit S PVD<br>1,75 911 IF U P<br>2,00 947 EX Nit S<br>*NEW*<br><b>793822-50-4</b> | -<br>-   | 80,00<br>80,50  | -<br>-   | -<br>-   |











| MODEL / ENGINE  | YEAR                             |  Dia.<br>CYL |  KH<br>VT<br>MT |  GL<br>Ø x L |  2,50<br>2,00<br>3,00 |  SM-REF |  SM-REF. |  Piston<br>Dia. |  SM-REF. |  SM-REF. |
|---|----------------------------------|--|---|--|---|---|--|---|--|--|
| <b>NISSAN DIESEL</b>  |                                  |  |   |  |   |   |  |   |  |  |
| <b>Eng. F9Q 760</b><br>Primaster Box DCI 100<br>Primaster Van DCI 100<br>1870 ccm<br>74 kW (101 PS)   | 01-                              | <b>80,01</b><br>4  | 47,06<br>-<br>-<br>-17,8<br>77,4<br>MØ=38   | 28<br>x<br>60<br>T   | 2,50<br>2,00<br>3,00  | <b>793843-00-4</b><br>910 IF Cr *<br>911 IF U<br>947 EX Cr                              | <b>803823-00-1</b><br>RT / AK  | 80,01   | -  | -  |
|   |                                  |  |   |  |   | <b>793843-50-4</b>  | <b>803823-50-1</b>   | 80,51   | -  | -  |
| <b>Eng. M9R 760</b><br><b>Eng. M9R 780 Euro 4</b><br><b>Eng. M9R 782</b><br>Qashqai<br>Qashqai +2 2.0 DCI / AWD<br>X-Trail 2.0 DCI / FWD<br>1995 ccm<br>66-127 kW (90-173 PS) | 07-<br>07-<br>07-                | <b>84,00</b><br>4  |   |  | 2,50<br>2,00<br>2,00  | <b>793854-00-4</b><br>913 Cr P *<br>931 P<br>947 EX Cr *                                | -  | 84,00   | -  | -  |
|   |                                  |  |   |  |   | <b>793854-50-4</b><br>*NEW*   | -  | 84,50   | -  | -  |
| <b>Eng. CD20</b><br>Almera 2.0 D<br>Primera 2.0 D<br>Serena 2.0 D<br>Sunny 2.0 D<br>1974 ccm<br>55 kW (75 PS)   | 95-00<br>90-96<br>91-93<br>90-00 | <b>84,50</b><br>4  |   |  | 2,00<br>2,00<br>3,00  | <b>799148-00-4</b><br>910 IF Nit S<br>911 IW Cr<br>947 EX Nit S                         | -  | 84,50   | -  | -  |
| <b>Eng. M9T 670/690 Eu. 5</b><br>NV 400 2.3 DCI 100/125<br><b>Eng. M9T 678</b><br>NV 400 2.3 DCI 150<br>2298 ccm<br>74-107 kW (101-146 PS)                                    | 11-<br>11-                       | <b>85,01</b><br>4  | 47,88<br>-<br>-16,2<br>76<br>-<br>MØ=54   | 32<br>x<br>65  | 2,50<br>2,00<br>2,00  | <b>793804-00-4</b><br>913 Cr *<br>911 IF UP<br>947 Nit S                                | <b>803848-00-1</b><br>RT / KK  | 85,01   | -  | -  |
|   |                                  |  |   |  |   | <b>793804-25-4</b><br>*NEW*   | -  | 85,25   | -  | -  |
|   |                                  |  |   |  |   | <b>793804-50-4</b><br>*NEW*   | <b>803848-50-1</b><br>*NEW*  | 85,51   | -  | -  |
| <b>Eng. YD22DD</b><br>Nissan Y11 AD Van<br>2184 ccm<br>55 kW (77 PS)  | 00-02                            | <b>86,00</b><br>4  |   |  | 2,00<br>2,00<br>3,00  | <b>799131-00-4</b><br>913 Nit S<br>911 IW Cr<br>947 EX Nit S                            | -  | 86,00   | -  | -  |
| <b>Eng. G9T 722</b><br>Interstar Box / Bus DCI 90<br>2188 ccm<br>66 kW (90 PS)  | 02-                              | <b>87,00</b><br>4  |   |  | 3,00<br>1,75<br>2,50  | <b>793849-00-4</b><br>913 Cr *<br>931 P<br>947 EX Nit S                                 | -  | 87,00   | -  | -  |
| <b>Eng. G9U 720 / 730</b><br>Interstar Box / Bus DCI 120<br>Interstar Flatbed DCI 120<br>Primaster Box / Van DCI 140<br>2463 ccm<br>84-99 kW (115-135 PS)                     | 02-<br>03-<br>03-                | <b>89,00</b><br>4  | 53,03<br>-<br>-2,12/-1,69<br>-17,8<br>83,09<br>-<br>MØ=43,2<br>-                                | 31<br>x<br>65<br>T   | 2,50<br>1,75<br>2,50  | <b>793851-00-4</b><br>910 IF Cr *<br>931 P<br>947 EX Nit S                              | <b>803826-00-1</b><br>RT   | 89,00   | -  | -  |
|   |                                  |  |   |  |   | <b>793851-25-4</b><br>*NEW*   | -  | 89,25   | -  | -  |
|   |                                  |  |   |  |   | <b>793851-50-4</b>  | -  | 89,50   | -  | -  |

| MODEL / ENGINE   | YEAR  |  Dia.<br>CYL |  KH<br>VT<br>MT |  Ø x L |  |  SM-REF                    |  SM-REF. |  Piston<br>Dia. |  SM-REF. |  SM-REF. |
|--|-------|--|---|---|--|--|--|---|--|--|
| <b>NISSAN DIESEL</b>   |       |  |   |   |  |  |  |   |  |  |
| <b>Eng. YD25</b><br>Navara 2.5 DCI<br>2488ccm<br>110-128 kW (150-174 PS)                                   | 05-   | <b>89,00</b><br>4  | 49<br>-<br>-<br>-17,3<br>74<br>-<br>MØ=47,4<br>-  | 28<br>x<br>71<br>T  | 2,00<br>2,00<br>3,00   | <b>799191-00-4</b><br>913 Nit S<br>931 P<br>947 EX Nit S<br><br><b>799191-50-4</b>                         | <b>809106-00-1</b><br>*NEW*<br>RT / KK<br><br><b>809106-50-1</b><br>*NEW*                  | 89,00<br><br><br><br>89,50  | -<br><br><br><br>-   | -<br><br><br><br>-   |
| <b>Eng. TD27 / AD2</b><br>2700 ccm<br>114-117 kW (155-160 PS)  |       | <b>96,00</b><br>4  | 50,3<br>-<br>-1,7/-0,7<br>-<br>86<br>-<br>-<br>-  | 30<br>x<br>74   | 2,50<br>2,00<br>3,00   | <b>799158-00-4</b><br>910 Cr S<br>911 IW Cr<br>947 EX Nit S  | <b>809101-00-1</b><br>*NEW*<br>RT  | 96,00   | -  | -  |
| <b>Eng. ZD30 DD</b><br>Caravan / Urvan<br>Coach / Safari / Terrano<br>2953 ccm                             | 01-04 | <b>96,00</b><br>4  |   |   | 2,00<br>1,20<br>2,00   | <b>799118-00-4</b><br>*NEW*<br>910 NitS<br>911 IF Cr<br>947 EX Nit S                                       | -  | 96,00   | -  | -  |
| <b>Eng. ZD30 E</b><br>Caravan / Navara / Patrol<br>Terrano / Elgrand<br>2953 ccm<br>78-130 kW (105-170 PS) |       | <b>96,00</b><br>4  |   |   | 2,50<br>2,00<br>3,00   | <b>799165-00-4</b><br>913 Nit S<br>911 IW Cr<br>947 EX Nit S   | -  | 96,00   | -  | -  |
| <b>Eng. TD42 T</b><br>Patrol GR 4.2 TD<br>4169 ccm<br>107-118 kW (145-160 PS)                              | 97-   | <b>96,00</b><br>6  |   |   | 2,50<br>2,00<br>3,00   | <b>798956-00-6</b><br>913 Nit S<br>911 IW Cr<br>947 EX Nit S   | -  | 96,00   | -  | -  |
| <b>Eng. QD32</b><br>Datsun Pick up / Caravan / Terrano<br>3153 ccm<br>73 kW (100 PS)                       |       | <b>99,20</b><br>4  |   |   | 2,50<br>2,00<br>3,00   | <b>798957-00-4</b><br>913 Cr *<br>911 IW Cr<br>947 EX Nit S<br><br><b>798957-50-4</b>                      | -<br><br><br>-   | 99,20<br><br><br>99,70  | -<br><br><br>-   | -<br><br><br>-   |
| <b>Eng. QD32NA</b><br>Caravan / Datsun Truck<br>Frontier<br>3200 ccm                                       |       | <b>99,20</b><br>4  | 45,4<br>-<br>-<br>-<br>70<br>-<br>-<br>-  | 33<br>x<br>77<br>T  | 2,50<br>2,00<br>3,00   | <b>799167-00-4</b><br>*NEW*<br>910 Nit S<br>911 IW Cr P<br>947 EX Nit S<br><br><b>799167-50-4</b><br>*NEW* | <b>809103-00-1</b><br>*NEW*<br>RT<br><br><b>809103-50-1</b><br>*NEW*                       | 99,20<br><br><br>99,70  | -<br><br><br>-   | -<br><br><br>-   |
| <b>Eng. NE6</b><br>U.S.A. Spec<br>7000 ccm   |       | <b>110,00</b><br>6   |   |   | 3,00<br>2,50<br>4,00   | <b>799122-00-1</b><br>913 Cr S<br>911 IF Cr P<br>947 EX Nit S  | -  | 110,00  | -  | -  |

| <br><b>MODEL / ENGINE</b>   | <b>YEAR</b>   | <br><b>Dia.</b><br><b>CYL</b> | <br><b>VT</b><br><b>MT</b> | <br><b>Ø x L</b> |  | <br><b>SM-REF</b> | <br><b>SM-REF.</b> | <br><b>Piston</b><br><b>Dia.</b> | <br><b>SM-REF.</b> | <br><b>SM-REF.</b> |
|---|---|---|--|---|--|---|--|--|--|--|
| <b>NISSAN DIESEL</b>  |   |   |  |   |  |   |  |  |  |  |
| <b>Eng. RD8</b><br>TWA 52 / WD 151 / RA 50 / 51<br>CW 50 / 51 / 52 / CD 52 Bus<br>14313 ccm<br>257 kW (350 PS)  | 72-   | <b>135,00</b><br>V8   |  |   | 4,00<br>3,00<br>6,00   | <b>799127-00-1</b><br>910 Cr P *<br>911 IW Cr P<br>947 EX Cr P                                    | -  | 135,00   | -  | -  |
| <b>Eng. RD10</b><br>CK60 / CW60 / CW61<br>WD23 / WD30<br>18000 ccm  |   | <b>135,00</b><br>V10  |  |   |  |   |  |  |  |  |
| <b>Eng. RD8 / RD10 T</b><br>Truck CV56 / WP381<br>14313 / 17892 ccm   |   | <b>135,00</b><br>V8<br>V10  |  |   | 4,00<br>3,00<br>6,00   | <b>799128-00-1</b><br>914 Cr *<br>911 IW Cr<br>947 EX Cr  | -  | 135,00   | -  | -  |
| <b>OPEL</b>   |   |   |  |   |  |   |  |  |  |  |
| <b>Combo 1.2i</b><br><b>Corsa B 1.2i</b><br>Eng. X 12 SZ<br>1195 ccm<br>33 kW (45 PS)   | 94-01<br>94-00  | <b>72,00</b><br>4   |  |   | 1,50<br>1,50<br>3,00   | <b>793501-00-4</b><br>910 IF Cr *<br>911<br>947 EX Cr   | -  | 72,00  | -  | -  |
| <b>Combo Box Body</b><br><b>Combo Tour 1.4 / CNG</b><br><b>Estate 1.4</b><br><b>Estate 1.4 CNG</b><br>Eng. 14 FC Euro 5<br>1368 ccm<br>88 kW (120 PS)   | 12-<br>12-<br>12-<br>12-  | <b>72,00</b><br>4   |  |   | 1,20<br>1,20<br>2,00   | <b>792013-00-4</b><br>910 CCL *<br>931 P<br>947 EX Cr *<br>*NEW*<br><b>792013-20-4</b>            | -  | 72,00<br><br><br><br>72,20   | -  | -  |
| <b>Combo 1.4</b><br>Eng. A 14 FP<br>1364 ccm<br>70 kW (95 PS)   | 12-   | <b>72,00</b><br>4   |  |   | 1,00<br>1,20<br>2,00   | <b>792095-00-4</b><br>910 IF Nit S<br>931 P<br>3PC Nit P<br><br><b>792095-40-4</b>                | -  | 72,00<br><br><br>72,40   | -  | -  |
| <b>Astra J 1.4 Turbo</b><br><b>Astra J Sports Tourer 1.4</b><br><b>Cascada 1.4 Turbo</b><br><b>Insignia 1.4</b><br><b>Insignia 1.4 LPG</b><br><b>Insignia Caravan 1.4</b><br><b>Insignia Caravan 1.4 LPG</b><br><b>Meriva B 1.4</b><br><b>Mokka 1.4</b><br><b>Mokka 1.4 4x4</b><br><b>Zafira Tourer C 1.4</b><br>Eng. A 14 NET Euro 5<br>Eng. B 14 NET<br>1364 ccm<br>103-110 kW (140-150 PS) | 09-<br>10-<br>13-<br>11-<br>12-<br>11-<br>12-<br>10-<br>13-<br>12-<br>11- | <b>72,50</b><br>4   |  |   | 1,20<br>1,20<br>2,00   | <b>791413-00-4</b><br>910 IF Nit S<br>931 P<br>3PC Nit  | -  | 72,50  | -  | -  |
| <b>Agila / Corsa 1.0i</b><br>Eng. X 10 XE / Z 10 XE<br>973 ccm<br>40-43 kW (54-58 PS)   | 97-   | <b>72,50</b><br>3   |  |   | 1,20<br>1,50<br>2,00   | <b>793547-00-1</b><br>910 IF Nit S<br>931 P<br>3PC Cr   | -  | 72,50  | -  | -  |

| MODEL / ENGINE   | YEAR   |  Dia.<br>CYL |  KH<br>VT<br>MT |  GL<br>Ø x L |  |  SM-REF |  SM-REF. |  Piston<br>Dia. |  SM-REF. |  SM-REF. |
|--|--|--|---|--|--|---|--|---|--|--|
| <b>OPEL</b>  |  |  |   |  |  |   |  |   |  |  |
| <b>Agila / Astra /<br/>Corsa 1.2 16V</b><br>Eng. X 12 XE / Z 12 XE<br>1199 ccm<br>48-55 kW (65-75 PS)  | 98-  | <b>72,50</b><br>4  |   |  | 1,20<br>1,50<br>2,00   | <b>793547-00-1</b><br>910 IF Nit S<br>931 P<br>3PC Cr                                   | -  | 72,50   | -  | -  |
| <b>Agila / Corsa</b><br>Eng. Z 10 XEP<br>1000 ccm<br>44 kW (60 PS)   | 03-  | <b>73,40</b><br>3  |   |  | 1,20<br>1,20<br>2,00   | <b>793556-00-1</b><br>910 Nit S<br>931 P<br>3PC Cr                                      | -  | 73,40   | -  | -  |
| <b>Astra / Agila / Corsa</b><br>Eng. Z 12 XEP<br>1199 ccm<br>56 kW (75 PS)   | 04-  | <b>73,40</b><br>3  |   |  |  |   |  |   |  |  |
| <b>Astra / Corsa / Meriva</b><br>Eng. Z 14 XEP<br>1364 ccm<br>66 kW (90 PS)  | 01-  | <b>73,40</b><br>4  |   |  |  |   |  |   |  |  |
| <b>Ascona B 1.3 N/S</b><br><b>Ascona C 1.3 N/S</b><br><b>Ascona C Hatch.1.3 N/S</b><br><b>Kadett E 1.3 N</b><br><b>Kadett E Box 1.3 N</b><br><b>Kadett E Combo 1.3N/S</b><br><b>Kadett E Estate 1.3 N</b><br><b>Kadett E Hatchb. 1.3 N</b><br><b>Manta B 1.3 N/Cc 1.3 N</b><br><b>Corsa A Box 1.3</b><br><b>Corsa A Hatchb. 1.3/GL</b><br><b>Corsa A TR 1.3 / GL</b><br><b>Kadett E 1.3 N/S</b><br><b>Kadett E Box 1.3 N</b><br><b>Kadett E Hatchb. 1.3 N</b><br><b>Kadett D 1.3 S/N</b><br><b>Kadett D Estate 1.3 S</b><br><b>Kadett E Convert. 1.3 S</b><br><b>Kadett E Estate 1.3 N</b><br><b>Kadett E Hatchb. 1.3 S</b><br><b>Kadett E 1.3i CAT</b><br><b>Kadett E Estate /<br/>Hatchback 1.3 i CAT</b><br><b>Manta B 1.3 S</b><br><b>Manta B Cc 1.3 S</b><br>Eng. 13 N / 13 NB KAT<br>Eng. 13S / 13 SB / C13 N<br>1297 ccm<br>50-55 kW (68-75 PS) | 79-81<br>81-86<br>79-84<br>84-89<br>84-89<br>86-89<br>84-94<br>79-80<br>86-89<br>85-89<br>85-87<br>84-89<br>84-89<br>84-91<br>79-84<br>87-93<br>85-87<br>84-87<br>81-86<br>79-86 | <b>75,00</b><br>4  |   |  | 1,75<br>2,00<br>4,00   | <b>793512-00-4</b><br>910 IF Cr S<br>931 P<br>3PC Cr<br><br><b>793512-10-4</b>          | -  | 75,00<br>76,00  | -  | -  |
| <b>Ascona / Corsa</b><br><b>Kadett / Manta</b><br>1297 ccm<br>44 kW (60 PS)  | 79-90  | <b>75,00</b><br>4  | 35,8<br>-<br>-4,4<br>-6,8<br>62,4   | 20<br>x<br>65  | 1,50<br>1,50<br>4,00   | <b>793528-00-4</b><br>910 IF Cr<br>911 P<br>3PC Cr                                      | <b>803504-00-1</b>   | 75,00   | -  | -  |
| <b>Corsa / Kadett</b><br>Eng. C 1.3 N<br>1297 ccm<br>44-55 kW (60-75 PS)   | 86-90  |  | 35,5<br>-<br>-4,4<br>-6,8<br>62,1   |  |  | <b>793528-50-4</b>  | <b>803504-50-1</b>   | 75,50   | -  | -  |

| <br><b>MODEL / ENGINE</b> | <b>YEAR</b>    | <br><b>Dia.</b><br><b>CYL</b> |    | <br>$\varnothing \times L$ |  | <br><b>SM-REF</b> | <br><b>SM-REF.</b> | <br><b>Piston</b><br><b>Dia.</b> | <br><b>SM-REF.</b> | <br><b>SM-REF.</b> |
|---|----------------|---|--|---|--|---|--|--|--|--|
| <b>OPEL</b>   |                |   |  |   |  |   |  |  |  |  |
| <b>Ascona B 1.3 N/S</b>   | 79-81          | <b>75,00</b>  |  |   |  | <b>793546-00-4</b>  | -  | 75,00  | -  | -  |
| <b>Ascona C 1.3 N/S</b>   | 81-88          | 4   |  |   | 1,50   | 910 IF Cr S P   |  |  |  |  |
| <b>Ascona C Hatchback 1.3 N</b>   | 81-86          |   |  |   | 1,50   | 931 P   |  |  |  |  |
| <b>Corsa A Hatchback 1.3 GL</b>   | 82-93          |   |  |   | 3,00   | 3PC Cr P  |  |  |  |  |
| <b>Corsa A TR 1.3 GL</b>  | 82-93          |   |  |   |  |   |  |  |  |  |
| <b>Kadett D 1.3 N/S</b>   | 79-84          |   |  |   |  |   |  |  |  |  |
| <b>Kadett D Estate 1.3 N/S</b>  | 79-84          |   |  |   |  |   |  |  |  |  |
| <b>Kadett E 1.3 N/S</b>   | 84-89          |   |  |   |  |   |  |  |  |  |
| <b>Kadett E Box 1.3 N</b>   | 84-89          |   |  |   |  |   |  |  |  |  |
| <b>Kadett E Combo 1.3 N/S</b>   | 86-89          |   |  |   |  |   |  |  |  |  |
| <b>Kadett E Convertible 1.3 S</b>   | 87-93          |   |  |   |  |   |  |  |  |  |
| <b>Kadett E Estate 1.3 / N/S</b>  | 84-91          |   |  |   |  |   |  |  |  |  |
| <b>Kadett E Hatchback 1.3 N/S</b>   | 84-91          |   |  |   |  |   |  |  |  |  |
| <b>Manta B 1.3 S</b>  | 81-86          |   |  |   |  |   |  |  |  |  |
| <b>Manta B 1.3 N / BCc 1.3 N/S</b>  | 79-80          |   |  |   |  |   |  |  |  |  |
| Eng. 13N / 13S<br>1297 ccm<br>39-55 kW (53-75 PS)   |                |   |  |   |  |   |  |  |  |  |
| <b>Kadett</b>   | 90-            | <b>76,50</b>  |  |   |  | <b>793548-00-4</b>  | -  | 76,50  | -  | -  |
| Eng. A15MF<br>1498 ccm<br>51-60 kW (70-90 PS)   |                | 4   |  |   | 1,50   | 910 IF Cr S   |  |  |  |  |
|   |                |   |  |   | 1,50   | 931 P   |  |  |  |  |
|   |                |   |  |   | 3,00   | 3PC Cr  |  |  |  |  |
|   |                |   |  |   |  | <b>793548-25-4</b>  | -  | 76,75  | -  | -  |
|   |                |   |  |   |  | <b>793548-50-4</b>  | -  | 77,00  | -  | -  |
|   |                |   |  |   |  | <b>793548-75-4</b>  | -  | 77,25  | -  | -  |
|   |                |   |  |   |  | <b>793548-10-4</b>  | -  | 77,50  | -  | -  |
| <b>Corsa Kadett</b>   | 82-92<br>83-85 | <b>77,60</b><br>4   | 35,8<br>-<br>-4,4/-4,4<br>-4,3<br>65<br><br>35,5<br>-<br>-4,4/-4,4<br>-4,3<br>64,7 | 20<br>x<br>65   | 1,50<br>1,50<br>3,00   | <b>793526-00-4</b><br>910 Cr *<br>931 P<br>947 EX Cr  | <b>803506-00-1</b>   | 77,60  | -  | -  |
| Eng. 1.2 S<br>40 kW (55 PS)   |                |   |  |   |  | <b>793526-50-4</b>  | <b>803506-50-1</b>   | 78,10  | -  | -  |
| <b>Astra F / Estate 1.4 i</b>   | 91-98          | <b>77,60</b>  | 32,05  | 18  |  | <b>793526-00-4</b>  | <b>803507-00-1</b>   | 77,60  | -  | -  |
| <b>Astra F Hatchback 1.4 i</b>  | 92-98          | 4   | -  | x   | 1,50   | 910 IF Cr *   |  |  |  |  |
| <b>Astra F Van 1.4 i</b>  | 91-99          |   | -  | 55  | 1,50   | 931 P   |  |  |  |  |
| <b>Combo 1.4</b>  | 94-01          |   | -3,4   |   | 3,00   | 947 EX Cr   |  |  |  |  |
| <b>Corsa A Hatchback 1.4i</b>   | 90-93          |   | 59   |   |  |   |  |  |  |  |
| <b>Corsa A TR 1.4 i</b>   | 89-93          |   |  |   |  |   |  |  |  |  |
| <b>Corsa B 1.4 i</b>  | 93-00          |   | 31,75  |   |  | <b>793526-50-4</b>  | <b>803507-50-1</b>   | 78,10  | -  | -  |
| <b>Kadett E / Box 1.4 i</b>   | 90-91          |   | -  |   |  |   |  |  |  |  |
| <b>Kadett E Combo 1.4 i</b>   | 91-94          |   | -3,4   |   |  |   |  |  |  |  |
| <b>Kadett E Convert. 1.4 i</b>  | 90-91          |   | 58,7   |   |  |   |  |  |  |  |
| <b>Kadett E Estate / Hatchback 1.4 i</b>  |                |   |  |   |  |   |  |  |  |  |
| Eng. C 14 NZ<br>1396 ccm<br>44 kW (60 PS)   |                |   |  |   |  |   |  |  |  |  |

| <br><b>MODEL / ENGINE</b>  | <b>YEAR</b> | <br><b>Dia.</b><br><b>CYL</b> | <br><b>VT</b><br><b>MT</b> | <br><b>Ø x L</b> | <br> | <br><b>SM-REF</b> | <br><b>SM-REF.</b> | <br><b>Piston</b><br><b>Dia.</b> | <br><b>SM-REF.</b> | <br><b>SM-REF.</b> |
|--|-------------|---|--|--|--|---|--|--|--|--|
|  |             |   |  |  |  |   |  |  |  |  |
| <b>OPEL</b>  |             |   |  |  |  |   |  |  |  |  |
| <b>Astra F / Convertible / Estate / Hatchb. 1.4 Si Combo 1.4</b><br><b>Corso A Hatchback 1.4</b><br><b>Corso B 1.4 Si</b><br><b>Kadett E Hatchback 1.4</b><br>Eng. C 14 SE<br>1396 ccm<br>60 kW (82 PS)  | 92-01       | <b>77,60</b><br>4   | 32,05  | 18   |  | <b>793526-00-4</b><br>910 IF Cr *<br>931 P<br>947 EX Cr   | <b>803508-00-1</b>   | 77,60  | -  | -  |
|  | 94-01       |   | -  | x  | 1,50   |   |  |  |  |  |
|  | 91-93       |   | -  | 55   | 1,50   |   |  |  |  |  |
|  | 93-00       |   | -2,6   |  | 3,00   |   |  |  |  |  |
|  | 89-91       |   | 59   |  |  |   |  |  |  |  |
| <b>Kadett E Hatchback 1.4</b><br>Eng. C 14 SE<br>1396 ccm<br>60 kW (82 PS)   | 89-91       |   | 31,75  |  |  | <b>793526-50-4</b>  | <b>803508-50-1</b>   | 78,10  | -  | -  |
|  |             |   | -  |  |  |   |  |  |  |  |
|  |             |   | -2,6   |  |  |   |  |  |  |  |
|  |             |   | 58,7   |  |  |   |  |  |  |  |
|  |             |   |  |  |  |   |  |  |  |  |
| <b>Astra F 1.4 i 16V</b><br><b>Astra F Classic Hatchb.</b><br><b>Astra F Convertible / Estate / Hatchback 1.4</b><br><b>Astra G Estate/ Hatchb./ Saloon 1.4 16V</b><br><b>Combo 1.4 16V</b><br><b>Corso B 1.4 i 16V</b><br><b>Tigra 1.4 16V</b><br>Eng. X 14 XE<br>1389 ccm<br>66 kW (90 PS)   | 96-98       | <b>77,60</b><br>4   | 32,05  | 18   |  | <b>793526-00-4</b><br>910 IF Cr *<br>931 P<br>947 EX Cr   | <b>803512-00-1</b>   | 77,60  | -  | -  |
|  | 98-00       |   | 1  | x  | 1,50   |   |  |  |  |  |
|  | 96-04       |   | -0,57  | 55   | 1,50   |   |  |  |  |  |
|  |             |   | -  |  | 3,00   |   |  |  |  |  |
|  | 98-05       |   | 57,05  |  |  |   |  |  |  |  |
|  | 99-01       |   |  |  |  |   |  |  |  |  |
|  | 94-00       |   |  |  |  |   |  |  |  |  |
| <b>Corso B 1.6 GSI 16V</b><br><b>Corso B 1.6 i 16V</b><br><b>Tigra 1.6 16V</b><br>Eng. X 16 XE<br>Eng. C 16 XE (Ecotec)<br>1598 ccm<br>78-80 kW (106-109 PS)   | 93-00       | <b>79,00</b><br>4   | 28   | 18   |  | <b>793551-00-4</b><br>910 Cr S<br>931 P<br>3PC Cr P   | <b>803515-00-1</b>   | 79,00  | -  | -  |
|  | 94-00       |   | -  | x  | 1,20   |   |  |  |  |  |
|  | 94-98       |   | -2,27  | 55   | 1,50   |   |  |  |  |  |
|  |             |   | -0,8   | S  | 2,50   |   |  |  |  |  |
|  |             |   | 48   |  |  |   |  |  |  |  |
|  |             |   |  |  |  |   |  |  |  |  |
|  |             |   |  |  |  |   |  |  |  |  |
|  |             |   |  |  |  |   |  |  |  |  |
|  |             |   |  |  |  |   |  |  |  |  |
|  |             |   |  |  |  |   |  |  |  |  |
| <b>Astra F 1.6 i 16V</b><br><b>Astra F Classic Estate / Hatchback / Saloon 1.6i 16V</b><br><b>Astra F Estate / Hatchback 1.6 i 16V</b><br><b>Astra G Estate / Hatchback / Saloon</b><br><b>Vectra B 1.6 i 16V</b><br><b>Vectra B Estate / Hatchback 1.6 i 16V</b><br><b>Zafira 1.6 16V</b><br>Eng. X 16 XEL<br>1598 ccm<br>74-78 kW (100-106 PS) | 94-98       |   |  |  |  | <b>793551-50-4</b>  | <b>803515-50-1</b>   | 79,50  | -  | -  |
|  | 98-05       |   |  |  |  |   |  |  |  |  |
|  |             |   |  |  |  |   |  |  |  |  |
|  |             |   |  |  |  |   |  |  |  |  |
|  |             |   |  |  |  |   |  |  |  |  |
|  |             |   |  |  |  |   |  |  |  |  |
|  |             |   |  |  |  |   |  |  |  |  |
|  |             |   |  |  |  |   |  |  |  |  |
|  |             |   |  |  |  |   |  |  |  |  |
|  |             |   |  |  |  |   |  |  |  |  |
| <b>Ascona / Kadett</b><br><b>Astra / Corso</b><br><b>Vectra 1.6</b><br>Eng. X 16 XE / XEL<br>Eng. Y 16 XE<br>Eng. Z 16 SE / XE<br>1598 ccm<br>55-74 kW (75-101 PS)   | 94-         | <b>79,00</b><br>4   |  |  |  | <b>793558-00-4</b><br>910 Cr S<br>931 P<br>3PC Cr   | -  | 79,00  | -  | -  |
|  |             |   |  |  |  |   |  |  |  |  |
|  |             |   |  |  |  |   |  |  |  |  |
|  |             |   |  |  |  |   |  |  |  |  |
|  |             |   |  |  |  | <b>793558-50-4</b>  | -  | 79,50  | -  | -  |
|  |             |   |  |  |  |   |  |  |  |  |
|  |             |   |  |  |  |   |  |  |  |  |
|  |             |   |  |  |  | <b>793558-10-4</b>  | -  | 80,00  | -  | -  |
|  |             |   |  |  |  |   |  |  |  |  |





MODEL / ENGINE

YEAR

Dia.  
CYLVT  
MT

Ø x L



SM-REF



SM-REF.

Piston  
Dia.

SM-REF.



SM-REF.

**OPEL**

**Astra Mk III 1.6 i**  
**Cavalier Mk III 1.6 i**  
**Hatchback 1.6 i**  
 Eng. X 16 SZ  
 1598 ccm  
 52 kW (71 PS)

94-98  
93-9579,00  
4  
28  
0,4  
-  
-2,7  
48,418  
x  
551,20  
1,50  
3,00793538-00-4  
910 Cr S  
931 P  
3PC Cr P

803511-00-1

79,00

-

-

**Astra Mk III / IV 1.6 i**  
**Vectra 1.6 i**  
 Eng. S 16 SZR  
 1598 ccm  
 55 kW (75 PS)

95-00

79,00

18

1,20

793538-50-4  
793538-10-4803511-50-1  
803511-10-179,50  
80,00

-

-

**Astra G Convertible 1.6**  
**Astra G Coupe 1.6 16V**  
**Astra G Estate 1.6**  
**Astra G Hatchback 1.6**  
**Astra G Saloon 1.6**  
**Astra H 1.6**  
**Astra H Estate 1.6**  
**Astra GTC 1.6**  
**Astra TwinTop 1.6**  
**Astra H Van 1.6**  
**Meriva 1.6**  
**Vectra C 1.6**  
**Vectra C Estate 1.6**  
**Vectra C Gts 1.6**  
**Zafira B 1.6**  
**Meriva**  
 Eng. Z 16 XEP  
 1598 ccm  
 74-77 kW (101-105 PS)

03-05  
00-0579,00  
426,73  
-18  
x1,20  
1,20  
2,00793559-00-4  
910 Cr S  
931 P  
3PC Cr

79,00

-

-

**Astra H 1.6**  
**Astra H Estate 1.6**  
**Astra H Estate 1.6 LPG**  
**Astra H GTC 1.6**  
**Astra H Saloon 1.6**  
**Astra H TwinTop 1.6**  
**Zafira B 1.6**  
 Eng. Z 16 XER  
 1598 ccm  
 85 kW (116 PS)

04-  
04-  
05-  
05-  
04  
06-10  
06-  
06-  
05-  
06-  
06-  
09-  
07-  
06-  
08-48,73  
-

18

1,20

793559-50-4  
793559-10-4

803514-50-1

79,50  
80,00

-

-

**Zafira**  
 Eng. Z 16 YNG  
 1598 ccm  
 55-74 kW (75-101 PS)

03-  
4

79,00

1,50

1,50

1,50  
3PC Cr

793568-00-4

79,00

-

-

**Zafira**  
 Eng. Z 16 YNG  
 1598 ccm  
 55-74 kW (75-101 PS)

03-  
4

79,00











1,50










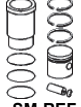
1,50

1,50  
3PC Cr793568-50-4  
793568-10-479,50  
80,00

-

-

| <br><b>MODEL / ENGINE</b>      | <b>YEAR</b> | <br><b>Dia.</b><br><b>CYL</b> | <br><b>VT</b><br><b>MT</b> | <br><b>Ø x L</b> |  | <br><b>SM-REF</b> | <br><b>SM-REF.</b> | <br><b>Piston</b><br><b>Dia.</b> | <br><b>SM-REF.</b> | <br><b>SM-REF.</b> |             |         |             |
|--|-------------|---|--|--|--|---|--|--|--|--|-------------|---------|-------------|
| <b>OPEL</b>  |             |   |  |  |  |   |  |  |  |  |             |         |             |
| <b>Astra GTC 1.6 SIDI</b>  | 13-         | <b>79,00</b>  |  |  |  | <b>793511-00-4</b>  | -  | 79,00  | -  | -  |             |         |             |
| <b>Astra 1.6 SIDI</b>  | 12-         |   |  |  |  |   |  |  |  |  | 4           | 1,20    | 910 Nit S   |
| <b>Astra 1.6 Turbo</b>   | 15-         |   |  |  |  |   |  |  |  |  | 1,20        | 931 P   |             |
| <b>Astra Sports Tourer 1.6 Tu.</b>   | 15-         |   |  |  |  |   |  |  |  |  | 2,00        | 3PC Nit |             |
| <b>Cascada 1.6</b>   | 13-         |   |  |  |  |   |  |  |  |  |             |         |             |
| <b>Cascada 1.6 SIDI</b>  | 13-         |   |  |  |  |   |  |  |  |  |             |         |             |
| <b>Zafira Tourer 1.6 SIDI</b>  | 12-         |   |  |  |  |   |  |  |  |  |             |         |             |
| Eng. A 16 SHT / B 16 SHT Euro5<br>Eng. A 16 XHT Euro 5<br>Eng. B 16 SHL<br>1598 ccm<br>125-147 kW (170-200 PS) |             |   |  |  |  |   |  |  |  |  |             |         |             |
| <b>Ascona C 1.6</b>  | 81-87       | <b>80,00</b>  |  |  |  | <b>793529-00-4</b>  | -  | 80,00  | -  | -  |             |         |             |
| <b>Ascona C Hatchb. 1.6</b>  | 81-88       |   |  |  |  |   |  |  |  |  | 4           | 1,50    | 910 IF Cr * |
| Eng. 16 N<br>1598 ccm<br>55 kW (75 PS)   |             |   |  |  |  |   |  |  |  |  |             |         |             |
| <b>Ascona C 1.6 S</b>  | 81-86       |   |  |  |  |   |  |  |  |  |             |         |             |
| <b>Ascona C Hatchb. 1.6 S</b>  | 81-86       |   |  |  |  |   |  |  |  |  |             |         |             |
| <b>Kadett D 1.6 S</b>  | 81-94       |   |  |  |  |   |  |  |  |  |             |         |             |
| <b>Kadett D Estate 1.6 S</b>   | 81-84       |   |  |  |  |   |  |  |  |  |             |         |             |
| <b>Kadett E 1.6 S</b>  | 84-86       |   |  |  |  |   |  |  |  |  |             |         |             |
| <b>Kadett E Estate 1.6 S</b>   | 84-86       |   |  |  |  |   |  |  |  |  |             |         |             |
| <b>Kadett E Hatchb. 1.6 S</b>  | 84-86       |   |  |  |  |   |  |  |  |  |             |         |             |
| Eng. 16 SH<br>1598 ccm<br>66 kW (89 PS)  |             |   |  |  |  |   |  |  |  |  |             |         |             |
| <b>Vectra 1.6 LZZ</b><br>(spec. version for Egypt)   | 96-99       | <b>80,00</b>  | 33,65  | 21   |  | <b>793570-00-4</b>  | <b>803500-00-1</b>   | 80,00  | -  | -  |             |         |             |
|  |             |   | 4  | -  | x  | 1,50  |  |  |  |  | 910 IF Cr * |         |             |
|  |             |   | -  | 53   | 1,50   | 911 IF P  |  |  |  |  |             |         |             |
|  |             |   | -2,9   |  | 3,00   | 947 EX  |  |  |  |  |             |         |             |
|  |             |   | 57,65  |  |  | <b>793570-50-4</b>  | <b>803500-50-1</b>   | 80,50  | -  | -  |             |         |             |
| <b>Astra G / Vectra B</b>  | 97-00       | <b>80,50</b>  |  |  |  | <b>793549-00-4</b>  | -  | 80,50  | -  | -  |             |         |             |
| <b>Zafira A 1.8i 16V</b>   |             |   |  |  |  |   |  |  |  |  | 4           | 1,20    | 910 Nit S   |
| Eng. X 18 XE 1   |             |   |  |  |  |   |  |  |  |  |             |         |             |
| <b>Astra G / Vectra B</b>  | 01-04       |   |  |  |  |   |  |  |  |  |             |         |             |
| <b>Vectra C 1.8i 16V</b>   | 01-         |   |  |  |  |   |  |  |  |  |             |         |             |
| Eng. Z 18 XEL<br>1796 ccm<br>81-85 kW (110-116 PS)   |             |   |  |  |  |   |  |  |  |  |             |         |             |
| <b>Astra G / Astra H</b>   | 00-         |   |  |  |  |   |  |  |  |  |             |         |             |
| <b>Astra H 1.8i 16V</b>  | 04-         |   |  |  |  |   |  |  |  |  |             |         |             |
| <b>Corsa C / Meriva A</b>  |             |   |  |  |  |   |  |  |  |  |             |         |             |
| <b>Signum / Tigra B</b>  |             |   |  |  |  |   |  |  |  |  |             |         |             |
| <b>Vectra B / Vectra C</b>   |             |   |  |  |  |   |  |  |  |  |             |         |             |
| <b>Vectra C 1.8 i</b>  | 06-         |   |  |  |  |   |  |  |  |  |             |         |             |
| <b>Zafira A 1.8i 16V</b>   |             |   |  |  |  |   |  |  |  |  |             |         |             |
| <b>Zafira B 1.8i</b>   | 05-         |   |  |  |  |   |  |  |  |  |             |         |             |
| Eng. Z 18 XE / XER<br>1796 ccm<br>90-103 kW (122-140 PS)   |             |   |  |  |  |   |  |  |  |  |             |         |             |

| <br><b>MODEL / ENGINE</b>  | <b>YEAR</b> | <br><b>Dia.</b><br><b>CYL</b> | <br><b>VT</b><br><b>MT</b> | <br><b>Ø x L</b> |  | <br><b>SM-REF</b> | <br><b>SM-REF.</b> | <br><b>Piston</b><br><b>Dia.</b> | <br><b>SM-REF.</b> | <br><b>SM-REF.</b> |
|--|-------------|---|--|---|--|---|--|--|--|--|
| <b>OPEL</b>  |             |   |  |   |  |   |  |  |  |  |
| <b>Astra / Calibra</b><br><b>Vectra 1.8</b><br>Eng. C 18 XE / C 18 XEL<br>Eng. X 18 XE<br>1796 ccm<br>85-92 kW (115-125 PS)  | 93-01       | 81,60<br>4  |  |   |  | 793541-00-2   | -  | 81,60  | -  | -  |
|  |             |   |  |   |  | 1,50 910 IF Cr P S<br>1,50 931 P<br>3,00 3PC Cr   |  |  |  |  |
| <b>Calibra / Omega</b><br><b>Vectra 2.5i</b><br>Eng. C 25 XE / X 25 XE<br>2498 ccm<br>125 kW (170 PS)  | 93-00       |   |  |   |  | 793541-50-2   | -  | 82,10  | -  | -  |
|  |             |   |  |   |  |   |  |  |  |  |
| <b>Vivaro 2.0</b><br>Eng. F4R 720<br>1998 ccm<br>88 kW (120 PS)  | 01-         | 82,70<br>4  |  |   |  | 791143-00-4   | -  | 82,70  | -  | -  |
|  |             |   |  |   |  | 1,20 910 IF Nit S<br>1,50 931 P<br>2,00 3PC Nit   |  |  |  |  |
|  |             |   |  |   |  | *NEW*<br>791143-25-4  | -  | 82,95  | -  | -  |
| <b>Ascona C 1.8 E</b><br><b>Ascona C Hatchb. 1.8 E</b><br><b>Ascona C 1.8i</b><br><b>Ascona C Hatchb. 1.8i</b><br><b>Astra F 1.8i</b><br><b>Astra F Estate / Hatchb. 1.8</b><br><b>Astra F Estate 1.8i</b><br><b>Astra F Hatchb. 1.8i</b><br><b>Kadett D 1.8 GT/E</b><br><b>Kadett E 1.8</b><br><b>Kadett E Hatch. 1.8 GSI</b><br><b>Kadett E 1.8i</b><br><b>Kadett E Box / Estate 1.8i</b><br><b>Kadett E Hatchb. 1.8i</b><br><b>Manta B / CC 1.8 S</b><br><b>Omega A 1.8 S</b><br><b>Omega A Estate 1.8 S</b><br><b>Rekord E 1.8 S</b><br><b>Rekord E Estate 1.8 S</b><br><b>Vectra A 1.8 S</b><br><b>Vectra A 1.8i CAT</b><br><b>Vectra A Hatchb. 1.8i</b><br>Eng. 18 SV / 18 NZ / 18 SEH<br>Eng. 18 SE / E / S<br>Eng. C 18 NE C 18 NT<br>1796 ccm<br>65-85 kW (88-116 PS) | 85-86       | 84,80<br>4  |  |   |  | 793534-00-4   | -  | 84,80  | -  | -  |
|  |             |   |  |   |  | 1,50 910 IF Cr P S<br>1,50 931 P<br>3,00 3PC Cr   |  |  |  |  |
| <b>Ascona C 1.8</b><br><b>Ascona C Hatchb. 1.8</b><br><b>Kadett E 1.8 S</b><br><b>Kadett E Estate 1.8 S</b><br><b>Kadett E Hatchb. 1.8 S</b><br><b>Kadett E Hatchb. 1.8i</b><br><b>Omega A 1.8</b><br><b>Omega A Estate 1.8 N</b><br><b>Omega A 1.8 N</b><br><b>Omega A Estate 1.8 N</b><br><b>Vectra A 1.8 S / 4x4</b><br><b>Vectra A Hatchb. 1.8 S</b><br>Eng. 18 NV / E 18 NVR<br>Eng. E 18NV / S 18 NV<br>1796 ccm<br>60-74 kW (82-101 PS)   | 85-86       |   |  |   |  |   |  |  |  |  |
|  | 85-88       |   |  |   |  |   |  |  |  |  |
|  | 85-88       |   |  |   |  |   |  |  |  |  |
|  | 87-91       |   |  |   |  |   |  |  |  |  |
|  | 87-91       |   |  |   |  |   |  |  |  |  |
|  | 87-91       |   |  |   |  |   |  |  |  |  |
|  | 85-91       |   |  |   |  |   |  |  |  |  |
|  | 87-94       |   |  |   |  |   |  |  |  |  |
|  | 87-94       |   |  |   |  |   |  |  |  |  |
|  | 86-87       |   |  |   |  |   |  |  |  |  |
|  | 86-87       |   |  |   |  |   |  |  |  |  |
|  | 88-89       |   |  |   |  |   |  |  |  |  |
|  | 88-89       |   |  |   |  |   |  |  |  |  |



MODEL / ENGINE

YEAR

Dia.  
CYL

Ø x L



SM-REF



SM-REF.

Piston  
Dia.

SM-REF.



SM-REF.

## OPEL

|                                 |       |              |       |      |      |                    |                    |       |   |   |
|---------------------------------|-------|--------------|-------|------|------|--------------------|--------------------|-------|---|---|
| <b>Ascona C 2.0i</b>            | 86-88 | <b>86,00</b> |       |      |      | <b>793535-00-4</b> | -                  | 86,00 | - | - |
| <b>Ascona C Hatchb. 2.0i</b>    | 86-88 | 4            |       |      | 1,50 | 910 IF Nit S       |                    |       |   |   |
| <b>Kadett E 2.0i</b>            | 87-91 |              |       |      | 1,50 | 931 P              |                    |       |   |   |
| <b>Kadett E Convert. 2.0i</b>   | 86-93 |              |       |      | 3,00 | 3PC Cr P           |                    |       |   |   |
| <b>Kadett E Estate 2.0i</b>     | 87-91 |              |       |      |      |                    |                    |       |   |   |
| <b>Kadett E Hatchb. 2.0</b>     | 86-91 |              |       |      |      | <b>793535-50-4</b> | -                  | 86,50 | - | - |
| <b>Vectra A 2.0i / 4x4</b>      | 88-90 |              |       |      |      |                    |                    |       |   |   |
| <b>Vectra A Hatchb. 2.0i</b>    | 88-90 |              |       |      |      |                    |                    |       |   |   |
| Eng. 20 NE                      |       |              |       |      |      |                    |                    |       |   |   |
| <b>Omega A 2.0 / Estate</b>     | 86-94 |              |       |      |      |                    |                    |       |   |   |
| <b>Omega B 2.0</b>              | 94-00 |              |       |      |      |                    |                    |       |   |   |
| Eng. 20 SE                      |       |              |       |      |      |                    |                    |       |   |   |
| <b>Ascona C 2.0i GT</b>         | 87-88 |              |       |      |      |                    |                    |       |   |   |
| <b>Ascona C Hatchb. 2.0i</b>    |       |              |       |      |      |                    |                    |       |   |   |
| <b>Kadett E Hatchb. 2.0</b>     | 86-91 |              |       |      |      |                    |                    |       |   |   |
| <b>Vectra A 2.0i / 4x4</b>      | 88-92 |              |       |      |      |                    |                    |       |   |   |
| <b>Vectra A Hatchb. 2.0i</b>    | 88-95 |              |       |      |      |                    |                    |       |   |   |
| Eng. 20 SEH                     |       |              |       |      |      |                    |                    |       |   |   |
| <b>Kadett E Convertible 2.0</b> | 90-92 |              |       |      |      |                    |                    |       |   |   |
| Eng. 20 SER                     |       |              |       |      |      |                    |                    |       |   |   |
| <b>Kadett E Hatchb. 2.0</b>     | 87-91 |              |       |      |      |                    |                    |       |   |   |
| Eng. 20 XE                      |       |              |       |      |      |                    |                    |       |   |   |
| <b>Calibra A 2.0i Turbo 4x4</b> | 92-97 |              |       |      |      |                    |                    |       |   |   |
| <b>Vectra A 2.0i Turbo 4x4</b>  | 94-95 |              |       |      |      |                    |                    |       |   |   |
| Eng. C 20 LET                   |       |              |       |      |      |                    |                    |       |   |   |
| <b>Ascona C 2.0i CAT</b>        | 86-88 |              |       |      |      |                    |                    |       |   |   |
| <b>Ascona C Hatchb. 2.0i</b>    |       |              |       |      |      |                    |                    |       |   |   |
| <b>Astra F 2.0i</b>             | 92-98 |              |       |      |      |                    |                    |       |   |   |
| <b>Astra F Convertible 2.0i</b> | 93-94 |              |       |      |      |                    |                    |       |   |   |
| <b>Astra F Estate 2.0i</b>      | 91-94 |              |       |      |      |                    |                    |       |   |   |
| <b>Astra F Hatchb. 2.0i</b>     | 91-98 |              |       |      |      |                    |                    |       |   |   |
| <b>Calibra A 2.0i / 4x4</b>     | 90-97 |              |       |      |      |                    |                    |       |   |   |
| <b>Frontera A Sport 2.0i</b>    | 92-98 |              |       |      |      |                    |                    |       |   |   |
| <b>Kadett E 2.0i CAT</b>        | 87-91 |              |       |      |      |                    |                    |       |   |   |
| <b>Kadett E Convert. 2.0i</b>   | 86-93 |              |       |      |      |                    |                    |       |   |   |
| <b>Kadett E Estate 2.0i</b>     | 87-91 |              |       |      |      |                    |                    |       |   |   |
| <b>Kadett E Hatchb. 2.0</b>     | 86-91 |              |       |      |      |                    |                    |       |   |   |
| <b>Omega A / Estate 2.0i</b>    | 86-94 |              |       |      |      |                    |                    |       |   |   |
| <b>Vectra A 2.0i CAT / 4x4</b>  | 89-95 |              |       |      |      |                    |                    |       |   |   |
| <b>Vectra A Hatchb. 2.0 i</b>   |       |              |       |      |      |                    |                    |       |   |   |
| Eng. 20 NE                      |       |              |       |      |      |                    |                    |       |   |   |
| <b>Astra F Estate 2.0i</b>      | 93-98 |              |       |      |      |                    |                    |       |   |   |
| <b>Astra F Hatchb. 2.0 GSI</b>  | 91-98 |              |       |      |      |                    |                    |       |   |   |
| <b>Calibra A 2.0i / 4x4</b>     | 90-94 |              |       |      |      |                    |                    |       |   |   |
| <b>Kadett E Hatchb.2.0GSI</b>   | 88-91 |              |       |      |      |                    |                    |       |   |   |
| <b>Vectra A 2000/GT 4x4</b>     | 90-95 |              |       |      |      |                    |                    |       |   |   |
| <b>Vectra A Hatchb. 2.0</b>     | 89-95 |              |       |      |      |                    |                    |       |   |   |
| Eng. C 20 XE                    |       |              |       |      |      |                    |                    |       |   |   |
| 1998 ccm                        |       |              |       |      |      |                    |                    |       |   |   |
| 85-150 kW (115-204 PS)          |       |              |       |      |      |                    |                    |       |   |   |
| <b>Omega B 3.0</b>              | 94-01 |              |       |      |      |                    |                    |       |   |   |
| <b>Omega B Estate 3.0</b>       | 94-01 |              |       |      |      |                    |                    |       |   |   |
| <b>Sintra 3.0i</b>              | 96-99 |              |       |      |      |                    |                    |       |   |   |
| 2962ccm                         |       |              |       |      |      |                    |                    |       |   |   |
| 155 kW (211 PS)                 |       |              |       |      |      |                    |                    |       |   |   |
| <b>Astra / Calibra</b>          | 94-97 | <b>86,00</b> | 30,4  | 21   |      | <b>793535-00-4</b> | <b>803516-00-1</b> | 86,00 | - | - |
| <b>Omega / Vectra</b>           | 94-00 | 4            | -     | x    | 1,50 | 910 IF Nit S       |                    |       |   |   |
| Eng. C 20 XEV                   |       |              | -2    | 61,5 | 1,50 | 931 P              |                    |       |   |   |
| 1998 ccm                        |       |              | -3,16 |      | 3,00 | 3PC Cr P           |                    |       |   |   |
| 82-100 kW (112-136 PS)          |       |              | 55,4  |      |      | <b>793535-50-4</b> | <b>803516-50-1</b> | 86,50 | - | - |



MODEL / ENGINE

YEAR

Dia.  
CYLKH GL  
VT BU  
MT

Ø x L



SM-REF



SM-REF.

Piston  
Dia.

SM-REF.



SM-REF.

**OPEL****Astra  
Speedster  
Zafira**Eng. Y 20 LET / Z 20 LER  
Eng. Z 20 LET  
1998 ccm  
140-147 kW (190-200 PS)00-  
03-  
02-**86,00**  
41,20  
1,50  
2,50**793562-00-4**  
910 Nit S  
931 P  
3PC Cr

-

86,00

-

-

**Frontera  
Omega  
Speedster**Eng. Y 22 SE / Y 22 XE  
Eng. Z 22 SE / Z 22 XE  
2198 ccm  
100 -108 kW (136-147 PS)97-03  
99-03  
00-**OPEL DIESEL****Eng. Z 13 DT**Agila / Corsa  
Combo / Tigra  
Meriva  
1247 ccm  
51-55 kW (69-75 PS)03-  
04-  
05-**69,60**  
440,43  
-  
-  
-12,4  
63,43  
-  
MØ=37  
-23  
x  
562,00  
1,50  
2,00**792096-00-4**  
910 Cr \*  
911 P  
947 EX Nit S**802021-00-1**

RT

69,60

-

-

**Eng. A 13 DTC / DTE / DTR  
Eng. A 13 FD / Z 13 DTE**Astra-J 1.3 CDTI  
Combo 1.3 CDTI  
Corsa-D 1.3 CDTI  
Meriva-B 1.3 CDTI  
1248 ccm  
66-70 kW (90-95 PS)09-  
12-  
06-  
10-**69,60**  
41,50  
1,50  
2,00**792071-00-4**  
910 CCL \*  
911 P  
947 EX Nit S

-

69,60

-

-

**Eng. 15 D (4EC1)  
Eng. 15 DT (T4EC1)  
Eng. X 15 DT (T4EC1)**Corsa A Box 1.5 D  
Corsa A Hatchb. 1.5 D / TD  
Corsa A TR 1.5 D / TD  
Corsa B 1.5 D / TD  
Kadett E 1.5 TD  
Kadett E Estate 1.5 TD  
Kadett E Hatchb. 1.5 TD  
1488 ccm  
37-49 kW (50-67 PS)88-  
87-89  
87-93  
87-92  
93-00  
88-91  
88-91**76,00**  
42,00  
1,50  
3,00**793503-00-4**  
910 Cr \*  
911 P  
947 EX Cr

-

76,00

-

-

**Eng. TC 4 EE 1  
Eng. X 17 DT**Astra / Vectra  
1700 ccm  
60 kW (82 PS)92-  
92-**79,00**  
439,7  
-  
-1,2  
-1,9  
69,627  
x  
63,52,00  
1,50  
3,00**793540-00-4**  
910 IF Cr \*  
930 P  
947 EX Cr**803540-00-1**

RT

79,00

-

-

**793540-50-4**

-

79,50

-

-










**793540-10-4**










-











80,00

-

-

| MODEL / ENGINE  | YEAR   |  Dia.<br>CYL |  KH<br>VT<br>MT |  Ø x L |  |  SM-REF     |  SM-REF. |  Piston<br>Dia. |  SM-REF. |  SM-REF. |
|---|--|--|---|---|--|---|--|---|--|--|
| <b>OPEL DIESEL</b>  |  |  |   |   |  |   |  |   |  |  |
| <b>Eng. A 16 FDH / A 16 FDL</b><br>Combo 1.6 CDTI<br>1598 ccm<br>66-74 kW (90-110 PS)   | 12-  | <b>79,50</b><br>4  |   |   |  | <b>792087-00-4</b><br>1,50 910 CCL *<br>1,50 931 P<br>2,00 947 EX Cr *                      | -  | 79,50   | -  | -  |
| <b>Eng. 16 D / D16 DA</b><br>Ascona C 1.6 D<br>Ascona C Hatchb. 1.6 D<br>Kadett D 1.6 D / Estate 1.6 D<br>Kadett E 1.6 D<br>Kadett E Box 1.6 D<br>Kadett Estate 1.6 D<br>Kadett E Hatchb. 1.6 D<br>Kadett E Combo 1.6 D<br>Kadett E Estate 1.6 D<br>1598 ccm<br>40 kW (54 PS) | 82-88<br>82-84<br>82-89<br>84-89<br>84-88<br>84-89<br>86-89<br>84-89 | <b>80,00</b><br>4  | 44,95<br>-<br>-<br>-1,5<br>76,95  | 26<br>x<br>65   | 2,00<br>2,00<br>3,00   | <b>793530-00-4</b><br>910 Cr *<br>911 P<br>947 EX Cr<br><br><b>793530-50-4</b><br>-         | <b>803501-00-1</b><br>RT / HA<br><br><b>803501-50-1</b><br><br><b>803501-10-1</b>          | 80,00<br>80,50<br>81,00   | <b>953510-4</b><br>A=83<br>L=143,5<br>H=4,5<br>C=84,9<br>semi                              | -<br>-<br>-  |
| <b>Eng. F8Q 600 / F8Q 606</b><br>Arena Box 1.9 D<br>Arena Combi 1.9 D<br>1870 ccm<br>44 kW (60 PS)  | 98-01<br>98-01   |  |   |   |  |   |  |   |  |  |
| <b>Eng. M 51 D25WA</b><br><b>Eng. U25 TD / X 25 TD</b><br>Omega<br>Omega 2.5 TD<br>Omega B 2.5 D<br>Omega B 2.5 TD<br>Omega B Estate 2.5 TD<br>2498 ccm<br>85-105 kW (115-146 PS)   | 94-97<br>94-<br>94-99<br>94-03<br>94-01                              | <b>80,00</b><br>6  |   |   | 3,00<br>1,75<br>3,00   | <b>790720-00-6</b><br>914 Cr *<br>911 IF U P<br>947 EX Cr                                   | -  | 80,00   | -  | -  |
| <b>Eng. F8Q 600 / 606</b><br>Arena Box 1.9 D<br>Arena Combi 1.9 D<br>1870 ccm<br>44 kW (60 PS)  | 98-01  | <b>80,00</b><br>4  |   |   | 2,00<br>2,00<br>3,00   | <b>793829-00-4</b><br>910 Cr *<br>911 IF U<br>947 EX Cr<br><br><b>793829-50-4</b>           | -<br>-<br>-  | 80,00<br>80,50  | -<br>-   | -<br>-   |
| <b>Eng. M 51 D25WA</b><br><b>Eng. U 25 TD</b><br><b>Eng. X 25 TD</b><br>Omega<br>Omega 2.5 TD<br>Omega B 2.5 D<br>Omega B 2.5 TD<br>Omega B Estate 2.5 TD<br>2498 ccm<br>85-105 kW (115-146 PS)   | 94-97<br>94-<br>94-99<br>94-03<br>94-01                              | <b>80,00</b><br>6  |   |   | 3,00<br>1,75<br>3,00   | <b>790701-00-6</b><br>914 Cr *<br>911 IF U P<br>947 EX Cr                                   | -  | 80,00   | -  | -  |
| <b>Eng. R9M 408 Euro 5</b><br><b>Eng. R9M 413 / 450 / 452</b><br>Vivaro B 1.6 CDTI<br>1598 ccm<br>66-107 kW (90-146 PS)   | 16-  | <b>80,00</b><br>4  |   |   | 2,00<br>1,75<br>2,00   | <b>793822-00-4</b><br>913 Nit S PVD<br>911 IF U P<br>947 EX Nit S<br><br><b>793822-50-4</b> | -<br>-<br>-  | 80,00<br>80,50  | -<br>-   | -<br>-   |

| MODEL / ENGINE   | YEAR  |  Dia.<br>CYL |  KH<br>VT<br>MT |  GL<br>BU |  Ø x L |  SM-REF |  SM-REF. |  Piston<br>Dia. |  SM-REF. |  SM-REF. |
|--|---|--|---|---|--|---|---|---|--|--|
| <b>OPEL DIESEL</b>   |   |  |   |   |  |   |   |   |  |  |
| <b>Eng. F9Q</b><br>Vivaro / Movano 1.9 DTI<br>1870 ccm<br>58-74 kW (79-101 PS)   | 01-   | 80,00<br>4   | 47,06<br>-<br>-<br>-17,8<br>77,4<br>MØ=38   | 28<br>x<br>60<br>T  | 2,50<br>2,00<br>3,00   | <b>793843-00-4</b><br>910 IF Cr *<br>911 IF U<br>947 EX Cr                              | <b>803823-00-1</b><br>RT / AK   | 80,00   | -  | -  |
|  |   |  |   |   |  | <b>793843-50-4</b>  | <b>803823-50-1</b>  | 80,51   | -  | -  |
| <b>Eng. Z 19 DTH</b><br><b>Eng. Z 19 DTJ</b><br>Astra / Signum / Vectra<br>Zafira 1.9 CDTI<br>1910 ccm<br>88-110 kW (120-150 PS)   | 04-   | 82,00<br>4   |   |   | 2,00<br>2,00<br>2,00   | <b>793569-00-4</b><br>910 Cr *<br>911 IF U P<br>947 EX Nit S                            | -   | 82,00   | -  | -  |
| <b>Eng. Z 19 DT</b><br><b>Eng. Z 19 DTL Euro 4</b><br>Astra-H 1.9 CDTI<br>Signum 1.9 CDTI<br>Vectra-C 1.9 CDTI<br>Zafira-B 1.9 CDTI<br>1910 ccm<br>74-88 kW (101-120 PS)   | 04-<br>04-<br>04-<br>05-  | 82,00<br>4   | 46,5<br>-<br>-0,5<br>-17,5<br>72,5<br>-<br>MØ=37,5  | 26<br>x<br>61   | 2,00<br>2,00<br>2,00   | <b>792098-00-4</b><br>910 Cr *<br>931 P<br>947 EX Nit S                                 | <b>802023-00-1</b><br>RT  | 82,00   | -  | -  |
|  |   |  |   |   |  | <b>792098-40-4</b>  | <b>802023-40-1</b>  | 82,40   | -  | -  |
| <b>Eng. 17 D / 17 DR</b><br>Astra F 1.7 D / Estate 1.7 D<br>Astra F Hatchback 1.7 D<br>Astra F Van 1.7 D<br>Kadett E 1.7 D / Box 1.7 D<br>Kadett E Combo 1.7 D<br>Kadett E Estate 1.7 D<br>Kadett E Hatchback 1.7 D<br>Vectra A 1.7 D<br>Vectra A Hatchback 1.7 D<br>1699 ccm<br>42-50 kW (57-68 PS) | 91-98<br><br>92-99<br>89-92<br>89-94<br>89-91<br><br>88-92<br>88-92           | 82,50<br>4   | 44,95<br>-<br>-1,6<br>72,95   | 26<br>x<br>65   | 2,00<br>2,00<br>3,00   | <b>793533-00-4</b><br>910 Cr *<br>911 P<br>947 EX Cr                                    | <b>803509-00-1</b><br>RT / HA   | 82,50   | <b>953509-4</b><br>A=85,5<br>L=143,5<br>H=4,5<br>C=87,4<br>semi                            | -  |
|  |   |  |   |   |  | <b>793533-50-4</b>  | <b>803509-50-1</b>  | 83,00   | -  | -  |
|  |   |  |   |   |  | <b>793533-10-4</b>  | -   | 83,50   | -  | -  |
| <b>Eng. X 17 DTL</b><br>Astra F 1.7 D / TD<br>Astra F Classic Hatchb. 1.7 TD<br>Astra F Estate 1.7 D / TD<br>Astra F Hatchb. 1.7 D / TD<br>Astra F Van 1.7 TD<br>Astra G Box 1.7 TD<br>Astra G Estate 1.7 TD<br>Astra G Hatchb. 1.7 TD<br>Astra G Saloon 1.7 TD<br>1699 ccm<br>50 kW (68 PS)         | 94-98<br>98-00<br>94-98<br>94-98<br>94-99<br>99-05<br>98-00<br>98-00<br>98-00 | 82,50<br>4   |   |   | 2,00<br>2,00<br>3,00   | <b>793533-00-4</b><br>910 Cr *<br>911 P<br>947 EX Cr                                    | -   | 82,50   | -  | -  |
|  |   |  |   |   |  | <b>793533-50-4</b>  | -   | 83,00   | -  | -  |
|  |   |  |   |   |  | <b>793533-10-4</b>  | -   | 83,50   | -  | -  |
| <b>Eng. Z 20 DMH</b><br><b>Eng. Z 20 S</b><br><b>Eng. Z 20 DM</b><br>Antara 2.0 CDTI<br>Antara 2.0 CDTI 4x4<br>1956 ccm<br>93-110 kW (127-150 PS)  | 06-<br>06-  | 83,00<br>4   |   |   | 2,00<br>2,00<br>3,00   | <b>793580-00-4</b><br>916 Nit S<br>911 P<br>947 EX Cr P                                 | -   | 83,00   | -  | -  |

| <br><b>MODEL / ENGINE</b> | <b>YEAR</b> | <br><b>Dia. CYL.</b> | <br>KH GL<br>VT BU<br>MT | <br>Ø x L |  | <br><b>SM-REF.</b> | <br><b>SM-REF.</b> | <br><b>Piston Dia.</b> | <br><b>SM-REF.</b> | <br><b>SM-REF.</b> |
|---|-------------|--|--|--|--|--|--|--|--|--|
| <b>OPEL DIESEL</b>  |             |  |  |  |  |  |  |  |  |  |
| <b>Eng. A 20 DT Euro 5</b>  |             | <b>83,00</b>   |  |  |  | <b>793509-00-4</b>   | -  | 83,00  | -  | -  |
| <b>Eng. 20 DTC Euro 5</b>   |             | 4  |  |  | 1,50   | 910 CCLP *   |  |  |  |  |
| <b>Eng. A 20 DTE Euro 5</b>   |             |  |  |  | 1,50   | 931 P  |  |  |  |  |
| <b>Eng. A 20 DTH Euro 5</b>   |             |  |  |  | 2,00   | 947 EX Cr *  |  |  |  |  |
| <b>Eng. A 20 DTJ Euro 5</b>   |             |  |  |  |  | <b>793509-40-4</b>   | -  | 83,40  | -  | -  |
| <b>Eng. A 20 DTL Euro 5</b>   |             |  |  |  |  |  |  |  |  |  |
| <b>Eng. A 20 DTR Euro 5</b>   |             |  |  |  |  |  |  |  |  |  |
| <b>Eng. A 20 FD Euro 5</b>  |             |  |  |  |  |  |  |  |  |  |
| <b>Eng. Y 20 DTJ</b>  |             |  |  |  |  |  |  |  |  |  |
| <b>Eng. Z 20 DTJ</b>  |             |  |  |  |  |  |  |  |  |  |
| Astra GTC J 2.0 CDTI  | 11-         |  |  |  |  |  |  |  |  |  |
| Astra GTC J 2.0 BiTurbo CDTI  |             |  |  |  |  |  |  |  |  |  |
| Astra J 2.0 CDTI  | 09-         |  |  |  |  |  |  |  |  |  |
| Astra J 2.0 BiTurbo CDTI  | 12-         |  |  |  |  |  |  |  |  |  |
| Astra Sports Tourer 2.0 BiTurbo CDTI  | 10-         |  |  |  |  |  |  |  |  |  |
| Astra Sports Tourer 2.0 Bitu.   |             |  |  |  |  |  |  |  |  |  |
| Cascada 2.0 CDTI  | 13-         |  |  |  |  |  |  |  |  |  |
| Combo Box Body/Estate 2.0 CDTI  | 12-         |  |  |  |  |  |  |  |  |  |
| Combo Tour 2.0 CDTI   | 12-         |  |  |  |  |  |  |  |  |  |
| Insignia 2.0 Biturbo CDTI / 4x4   | 08-         |  |  |  |  |  |  |  |  |  |
| Insignia 2.0 CDTI / 4x4   | 08-         |  |  |  |  |  |  |  |  |  |
| Insignia Saloon 2.0 CDTI / 4x4  |             |  |  |  |  |  |  |  |  |  |
| Insignia Sports Tourer 2.0 Biturbo CDTI / 4x4   |             |  |  |  |  |  |  |  |  |  |
| Zafira C 2.0 BiTurbo / CDTI 1956 ccm  | 11-         |  |  |  |  |  |  |  |  |  |
| 81-140 kW (110-190 PS)  |             |  |  |  |  |  |  |  |  |  |
| <b>Eng. X 20 DTL</b>  |             | <b>84,00</b>   |  |  |  | <b>793550-00-4</b>   | -  | 84,00  | -  | -  |
| Astra F Classic Hatchb. 2.0 DI  | 98-00       | 4  |  |  | 2,00   | 910 IF Cr *  |  |  |  |  |
| Astra G Box 2.0 DI  | 99-05       |  |  |  | 1,75   | 911 P  |  |  |  |  |
| Astra G Estate 2.0 DI   | 98-04       |  |  |  | 3,00   | 947 EX Cr  |  |  |  |  |
| Astra G Hatchb. 2.0 DI  | 98-05       |  |  |  |  |  |  |  |  |  |
| Astra G Saloon 2.0 DI   | 98-05       |  |  |  |  |  |  |  |  |  |
| Vectra B 2.0 DI 16 V  | 96-02       |  |  |  |  |  |  |  |  |  |
| Vectra B Hatchb. 2.0 DI 16 V  |             |  |  |  |  |  |  |  |  |  |
| Zafira 2.0 DI 16 V 1896 ccm   | 99-05       |  |  |  |  |  |  |  |  |  |
| 60 kW (81 PS)   |             |  |  |  |  |  |  |  |  |  |
| <b>Eng. Y 20 DTL</b>  |             |  |  |  |  |  |  |  |  |  |
| Astra G Estate 2.0 DI   | 98-04       |  |  |  |  |  |  |  |  |  |
| Astra G Hatchb. 2.0 DI  | 98-05       |  |  |  |  |  |  |  |  |  |
| Astra G Saloon 2.0 DI 1995 ccm  | 98-05       |  |  |  |  |  |  |  |  |  |
| 60 kW (81 PS)   |             |  |  |  |  |  |  |  |  |  |
| <b>Eng. X 20 DTH</b>  |             | <b>84,00</b>   |  |  |  | <b>793552-00-4</b>   | -  | 84,00  | -  | -  |
| Astra F Classic Hatchb. 2.0   | 97-         | 4  |  |  | 2,50   | 914 Cr *   |  |  |  |  |
| Astra G Estate / Hatchb. Saloon 2.0 DTI 16V   | 99-05       |  |  |  | 1,75   | 931 P  |  |  |  |  |
| Omega B 2.0 DTI   |             |  |  |  | 3,00   | 947 EX Cr P  |  |  |  |  |
| Omega B Estate 2.0 DTI 16V  | 97-00       |  |  |  |  |  |  |  |  |  |
| Vectra B 2.0 DTI 16V  |             |  |  |  |  |  |  |  |  |  |
| Vectra B Estate / Hatchb. 2.0 DTI 16V   |             |  |  |  |  |  |  |  |  |  |
| 1998 ccm  |             |  |  |  |  |  |  |  |  |  |
| 74 kW (100 PS)  |             |  |  |  |  |  |  |  |  |  |



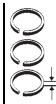


MODEL / ENGINE

YEAR

Dia.  
CYLVT  
MT

Ø x L



SM-REF



SM-REF.

Piston  
Dia.

SM-REF.



SM-REF.

**OPEL DIESEL****Eng. X 22 DTH**

Frontera B 2.2 DTI  
Sintra 2.2 DTI  
2172 ccm  
85 kW (115 PS)

98-02  
97-99**84,00**  
42,50  
1,75  
3,00**793567-00-4**  
910 Nit S  
931 P  
947 EX Cr P

-

84,00

-

-

**Eng. X 20 DTH**

Astra F/G 2.0 DTI  
Omega B / Vectra B 2.0 DTI  
1998 ccm  
74 kW (100 PS)

99-05  
97-03**84,00**  
41,75  
1,75  
3,00**793555-00-4**  
910 IF Cr \*  
931 P  
947 EX Cr

-

84,00

-

-

**Eng. Y 20 DTH**

Astra G Estate / Hatchb.  
Saloon 2.0 DTI 16V  
Signum 2.0 DTI  
Vectra B 2.0 DTI 16V  
Vectra B Estate 2.0 DTI 16V  
Vectra Hatchback 2.0 DTI 16V  
Vectra C 2.0 DTI 16V  
Vectra C Estate 2.0 DTI  
Vectra C GTD 2.0 DTI 16V  
Zafira 2.0 DTI 16V  
1995 ccm  
74 kW (100 PS)

99-04  
03-  
97-02  
97-03  
02-  
03-  
02-  
00-05**84,00**  
41,75  
1,75  
3,00**793555-00-4**  
910 IF Cr \*  
931 P  
947 EX Cr

-

84,00

-

-

**Eng. X 22 DTH****Eng. Y 22 DTH****Eng. Y 22 DTR**

Astra G Convertible / Coupe  
Estate / Hatchb. / Saloon 2.2 DTI  
Frontera B 2.2 DTI  
Frontera B 2.2 DTI  
Omega B 2.2 DTI 16V  
Omega B Estate 2.2 DTI 16V  
Sintra 2.2 DTI  
Signum 2.2 DTI  
Vectra B 2.2 DTI 16V  
Vectra B Estate / Hatchb.  
2.2 DTI 16V  
Vectra C 2.2 DTI 16V  
Vectra C Estate 2.2 DTI  
Vectra C GTS 2.2 DTI 16V  
Zafira 2.2 DTI 16V  
2172 ccm  
85-92 kW (115-125 PS)

02-05  
02-05  
98-02  
02-  
00-03  
00-03  
97-99  
03-  
00-02  
00-03  
02-  
03-  
02-  
02-05**84,00**  
41,75  
1,75  
3,00**793555-00-4**  
910 IF Cr \*  
931 P  
947 EX Cr

-

84,00

-

-

**Eng. M9R 630****Eng. M9R 692 Euro 5****Eng. M9R 780 Euro 4****Eng. M9R 782****Eng. M9R 786 Euro 4**

Vivaro Box 2.0 CDTI  
Vivaro Combi 2.0 DCTI  
Vivaro Platform/Chassis 2.0 CDTI  
1995 ccm  
66-84 kW (90-114 PS)

06-  
06-  
06-**84,00**  
42,50  
2,00  
2,00**793854-00-4**  
913 Cr P \*  
931 P  
947 EX Cr \*

\*NEW\*

**793854-50-4**

-

84,00

-

-

-

84,50

-

-

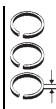


MODEL / ENGINE

YEAR

Dia.  
CYLVT  
MT

Ø x L



2,5



SM-REF



SM-REF.

Piston  
Dia.

SM-REF.



SM-REF.

**OPEL DIESEL****Eng. M9T**

670 / 672 / 686 / 690 / 698

Euro 5

Movano B 2.3 CDTI 100 / 125 / 150

**Eng. M9T**

676 / 692 / 694 / 696

Euro 4

Movano B 2.3 CDTI 100 / 125 / 150

**Eng. M9T 678 / 680**

Movano 2.3 CDTI 150

2298 ccm

74-107 kW (101-146 PS)

10-

10-

10-

85,01  
447,88  
-  
-16,2  
76  
-  
MØ=5032  
x  
652,50  
2,00  
2,00793804-00-4  
913 Cr \*  
911 IF UP  
947 Nit S

\*NEW\*

793804-25-4

\*NEW\*

793804-50-4

803848-00-1  
RT / KK

-

803848-50-1

85,01

-

85,25

-

85,51

-

**Eng. 20D**

Ascona-B 2.0 D

Rekord 2.0 D

1998 ccm

40-43 kW (54-58 PS)

78-81

74-82

86,50  
42,00  
2,00  
4,00793522-00-4  
910 Cr \*  
931 P  
947 EX Cr

-

793522-50-4

-

86,50

-

87,00

-

**Eng. G9T 720 / 722**

Movano Box DTI / Combi DTI

Dumptruck DTI / Flatbed

2188 ccm

66 kW (89-90 PS)

00-

87,00  
43,00  
1,75  
2,50793849-00-4  
913 Cr \*  
931 P  
947 EX Nit S

-

87,00

-

**Rekord / Blitz**

2100 ccm

88,00  
42,00  
2,00  
2,00  
5,00793542-00-4  
910 Cr P \*  
911 IF P  
930 IF P  
948 EX P

-

88,00

-

**Eng. LD 21**

Rekord D / Blitz D

2068 ccm

44 kW (60 PS)

72-79

88,00  
42,00  
2,00  
4,00793523-00-4  
910 Cr P \*  
930 IF P  
947 EX P

-

88,00

-

**Eng. C223**

Campo 2.2 D

2238 ccm

39-54 kW (53-73 PS)

83-91

**Eng. G9U 630 / 632 / 650**

Euro 4

Vivaro Combi / Flatbed

Chassis 2.5 DCTI

Movano Combi / Dumtruck

Flatbed / Chassis 2.5 CDTI

2464 ccm

84-107 kW (101-146 PS)

06-

06-

89,00  
43,00  
1,75  
2,50793850-00-4  
913 Cr \*  
931 P  
947 EX Nit S

-

793850-50-4

-











89,00

-

89,50

-



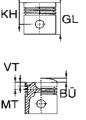







| MODEL / ENGINE  | YEAR  | <br>Dia.<br>CYL | <br>KH GL<br>VT BU<br>MT | <br>Ø x L | <br> | <br>SM-REF | <br>SM-REF. | <br>Piston<br>Dia. | <br>SM-REF. | <br>SM-REF. |
|---|-------|---|--|--|--|--|---|--|---|---|
|   |       |   |  |  |  |  |   |  |   |   |
| <b>OPEL DIESEL</b>  |       |   |  |  |  |  |   |  |   |   |
| <b>Eng. G9U 720 / 724 / 750</b><br><b>Eng. G9U 754</b><br>Euro 3<br>Movano Box / Combi / Flatbed<br>Chassis / Dumtruck 2.5 DTI<br>Dumptruck<br>2463 ccm<br>73-85 kW (99-116 PS) | 01-   | 99,00<br>4  | 53,03<br>-<br>-2,12/-1,69<br>-17,8<br>83,09<br>-<br>MØ=43,2  | 31<br>x<br>65<br>T   | 2,50<br>1,75<br>2,50   | 793851-00-4  | 803826-00-1   | 89,00  | -   | -   |
|   |       |   |  |  |  | 910 IF Cr *  |   |  |   |   |
|   |       |   |  |  |  | 931 P  |   |  |   |   |
| <b>Eng. G9U 730</b><br>Vivaro Box / Combi 2.5 DTI<br>2463 ccm<br>99 kW (135 PS)   | 03-   |   |  |  |  | 947 EX Nit S   |   | 89,25  | -   | -   |
|   |       |   |  |  |  | 947 EX Nit S   |   |  |   |   |
|   |       |   |  |  |  | 947 EX Nit S   |   |  |   |   |
| <b>Eng. XDP 90</b><br>Blitz 2.1<br>2112 ccm   | 68-70 | 90,00<br>4  |  |  | 2,00<br>2,00<br>2,00<br>4,50   | 793708-00-2  | -   | 90,00  | -   | -   |
|   |       |   |  |  |  | 910 Cr P   |   |  |   |   |
|   |       |   |  |  |  | 911 P  |   |  |   |   |
| <b>Eng. 23 D</b><br>Rekord E 2.2 D<br>Rekord E Estate 2.2 D<br>2260 ccm<br>48 kW (65 PS)  | 78-86 | 92,00<br>4  |  |  | 2,00<br>2,00<br>4,00   | 793527-00-4  | -   | 92,00  | 953511-4  | -   |
|   | 78-86 |   |  |  |  |  |   |  |   |   |
|   | 78-86 |   |  |  |  |  |   |  |   |   |
| <b>Eng. 25 TDS (VM41B)</b><br>Frontera A 2.5 TDS<br>Frontera A Sport 2.5 TDS<br>2500 ccm<br>85 kW (116 PS)  | 96-98 | 92,00<br>4  |  |  | 2,50<br>2,00<br>4,00   | 793536-00-4  | -   | 92,00  | -   | -   |
|   |       |   |  |  |  | 916 Cr *   |   |  |   |   |
|   |       |   |  |  |  | 911  |   |  |   |   |
| <b>Eng. S8U S758</b><br>Arena 2.5 D<br>2499 ccm<br>55 kW (75 PS)  | 97-01 | 93,00<br>4  |  |  | 3,00<br>2,00<br>3,00   | 792002-00-4  | -   | 93,00  | -   | -   |
|   |       |   |  |  |  | 910 Cr P *   |   |  |   |   |
|   |       |   |  |  |  | 931 P  |   |  |   |   |
| <b>Eng. 8140.23.2585</b><br><b>Eng. 8140.23.3700</b><br><b>Eng. 8140.43.2585</b><br><b>Eng. 8140.43.3700</b><br>Movano<br>2800 ccm<br>84 kW (114 PS)                            | 99-   | 94,40<br>4  |  |  | 3,00<br>2,00<br>3,00   | 792090-00-4  | -   | 94,40  | -   | -   |
|   |       |   |  |  |  | 914 Cr P *   |   |  |   |   |
|   |       |   |  |  |  | 911 IF   |   |  |   |   |
| <b>Eng. S9W 700 / 702</b><br>Movano Box 2.8 DTI<br>Movano Combi 2.8 DTI<br>Movano Dumptruck 2.8 DTI<br>Movano Flatbed<br>Chassis 2.8 DTI<br>2799 ccm<br>84 kW (114 PS)          | 99-01 | 94,40<br>4  |  |  | 2,50<br>2,00<br>2,50   | 947 EX Nit   | -   | 94,40  | -   | -   |
|   | 99-01 |   |  |  |  |  |   |  |   |   |
|   | 98-01 |   |  |  |  |  |   |  |   |   |
| <b>Eng. S9W 700 / 702</b><br>Movano Box 2.8 DTI<br>Movano Combi 2.8 DTI<br>Movano Dumptruck 2.8 DTI<br>Movano Flatbed<br>Chassis 2.8 DTI<br>2799 ccm<br>84 kW (114 PS)          | 98-01 | 94,40<br>4  |  |  | 2,50<br>2,00<br>2,50   | up to Eng. No. 2572279   | -   | 94,80  | -   | -   |
|   | 98-01 |   |  |  |  |  |   |  |   |   |
|   | 98-01 |   |  |  |  |  |   |  |   |   |
| <b>Eng. S9W 700 / 702</b><br>Movano Box 2.8 DTI<br>Movano Combi 2.8 DTI<br>Movano Dumptruck 2.8 DTI<br>Movano Flatbed<br>Chassis 2.8 DTI<br>2799 ccm<br>84 kW (114 PS)          | 98-01 | 94,40<br>4  |  |  | 2,50<br>2,00<br>2,50   | 792091-00-4  | -   | 94,80  | -   | -   |
|   | 98-01 |   |  |  |  |  |   |  |   |   |
|   | 98-01 |   |  |  |  |  |   |  |   |   |
| <b>Eng. S9W 700 / 702</b><br>Movano Box 2.8 DTI<br>Movano Combi 2.8 DTI<br>Movano Dumptruck 2.8 DTI<br>Movano Flatbed<br>Chassis 2.8 DTI<br>2799 ccm<br>84 kW (114 PS)          | 98-01 | 94,40<br>4  |  |  | 2,50<br>2,00<br>2,50   | 914 Cr *   | -   | 94,80  | -   | -   |
|   | 98-01 |   |  |  |  |  |   |  |   |   |
|   | 98-01 |   |  |  |  |  |   |  |   |   |
| <b>Eng. S9W 700 / 702</b><br>Movano Box 2.8 DTI<br>Movano Combi 2.8 DTI<br>Movano Dumptruck 2.8 DTI<br>Movano Flatbed<br>Chassis 2.8 DTI<br>2799 ccm<br>84 kW (114 PS)          | 98-01 | 94,40<br>4  |  |  | 2,50<br>2,00<br>2,50   | 911 IF   | -   | 94,80  | -   | -   |
|   | 98-01 |   |  |  |  |  |   |  |   |   |
|   | 98-01 |   |  |  |  |  |   |  |   |   |
| <b>Eng. S9W 700 / 702</b><br>Movano Box 2.8 DTI<br>Movano Combi 2.8 DTI<br>Movano Dumptruck 2.8 DTI<br>Movano Flatbed<br>Chassis 2.8 DTI<br>2799 ccm<br>84 kW (114 PS)          | 98-01 | 94,40<br>4  |  |  | 2,50<br>2,00<br>2,50   | 947 Nit S  | -   | 94,80  | -   | -   |
|   | 98-01 |   |  |  |  |  |   |  |   |   |
|   | 98-01 |   |  |  |  |  |   |  |   |   |
| <b>Eng. S9W 700 / 702</b><br>Movano Box 2.8 DTI<br>Movano Combi 2.8 DTI<br>Movano Dumptruck 2.8 DTI<br>Movano Flatbed<br>Chassis 2.8 DTI<br>2799 ccm<br>84 kW (114 PS)          | 98-01 | 94,40<br>4  |  |  | 2,50<br>2,00<br>2,50   | 792091-40-4  | -   | 94,80  | -   | -   |
|   | 98-01 |   |  |  |  |  |   |  |   |   |
|   | 98-01 |   |  |  |  |  |   |  |   |   |
| <b>Eng. S9W 700 / 702</b><br>Movano Box 2.8 DTI<br>Movano Combi 2.8 DTI<br>Movano Dumptruck 2.8 DTI<br>Movano Flatbed<br>Chassis 2.8 DTI<br>2799 ccm<br>84 kW (114 PS)          | 98-01 | 94,40<br>4  |  |  | 2,50<br>2,00<br>2,50   | from Eng. No. 2572280  | -   | 94,80  | -   | -   |
|   | 98-01 |   |  |  |  |  |   |  |   |   |
|   | 98-01 |   |  |  |  |  |   |  |   |   |



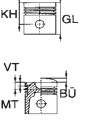







| <br><b>MODEL / ENGINE</b> | <b>YEAR</b> | <br><b>Dia.</b><br><b>CYL</b> | <br><b>VT</b><br><b>MT</b> | <br><b>Ø x L</b> |  | <br><b>SM-REF</b> | <br><b>SM-REF.</b> | <br><b>Piston</b><br><b>Dia.</b> | <br><b>SM-REF.</b> | <br><b>SM-REF.</b> |
|---|-------------|---|--|---|--|---|--|--|--|--|
| <b>PEGASO</b><br><br><b>Eng. 1G / CP (D24 Eng.)</b><br>2383 ccm   | 87-         | 76,50<br>6  |  |   | 1,75<br>2,00<br>3,00   | <b>795084-00-1</b><br>910 Cr *<br>911 IF U Cr<br>947 EX Cr  | -  | 76,50  | -  | -  |
| <b>Eng. D2542 MTE</b><br>20911 ccm  |             | 125,00<br>V12   |  |   | 3,50<br>3,00<br>3,00<br>5,00   | <b>793125-00-1</b><br>914 Cr P *<br>911 P<br>931 P<br>947 EX Cr                                   | -  | 125,00   | -  | -  |
| <b>Eng. 96 R 11 EX</b><br>1236.38 R / 1236.38 T<br>Troner<br>11945 ccm<br>265 kW (360 PS)                 | 88-         | 130,00<br>6   |  |   | 3,50<br>3,00<br>4,00   | <b>795259-00-1</b><br>914 Cr P *<br>911 IW U Cr<br>947 EX Cr                                      | -  | 130,00   | -  | -  |
| <b>PERKINS</b><br><br><b>Eng. 3.152 / D 3.152</b><br>2500 ccm<br>22-33 kW (30-45 PS)                      |             | 91,48<br>3/4/6  |  |   | 2,38<br>2,38<br>3,16<br>6,33<br>6,33   | <b>793604-00-1</b><br>911 P<br>911 P<br>930 P<br>946 P<br>946 P                                   | -  | 91,48  | -  | -  |
| <b>Eng. 4.203</b><br>3335 ccm<br>44 kW (60 PS)  | 62-         |   |  |   |  |   |  |  |  |  |
| <b>Eng. 6.305</b><br>5000 ccm<br>33-66 kW (45-90 PS)  | 60-         |   |  |   |  |   |  |  |  |  |
| <b>Eng. 3.152</b><br>2490 ccm<br>22-33 kW (30-45 PS)  | 60-         | 91,48<br>3  |  |   | 2,38<br>2,38<br>2,38   | <b>793606-00-1</b><br>910 Cr P<br>911 P<br>911 P  | -  | 91,48  | -  | -  |
| <b>Eng. 4.203</b><br>3335 ccm<br>44 kW (60 PS)  | 60-         | 91,48<br>4  |  |   | 6,33<br>6,33   | 947 EX Cr P<br>946 P  |  |  |  |  |
| <b>Eng. 6.305</b><br>5000 ccm<br>33-66 kW (45-90 PS)  | 60-         | 91,48<br>6  |  |   |  |   |  |  |  |  |
| <b>Eng. 3.152</b><br>2490 ccm<br>22-33 kW (30-45 PS)  |             | 91,48<br>3  |  |   | 2,38<br>2,38<br>2,38   | <b>793611-00-1</b><br>910 Cr P<br>911 P<br>911 P  | -  | 91,48  | -  | -  |
| <b>Eng. 4.203</b><br>3335 ccm<br>44 kW (60 PS)  |             | 91,48<br>4  |  |   | 4,74   | 947 EX Cr P   |  |  |  |  |
| <b>Eng. AD3.152</b><br>2499 ccm   |             | 91,48<br>3  |  |   |  |   |  |  |  |  |



MODEL / ENGINE

| YEAR   | Dia.<br>CYL | KH<br>VT<br>MT    | GL                             | Ø x L               | SM-REF                               | SM-REF.  | Piston<br>Dia.               | SM-REF. | SM-REF.   |   |
|--|-------------|-------------------|--------------------------------|---------------------|--------------------------------------|--|------------------------------|---------|---|---|
| <b>PERKINS</b>   |             |                   |                                |                     |                                      |  |                              |         |   |   |
| <b>Eng. 3.152 / D 3.152</b><br>2490 ccm / 2500 ccm<br>22-33 kW (30-45 PS)<br><br>from Eng. No. 1935854 | 60-         | <b>91,48</b><br>3 | 57,2<br>-<br>-<br>107,9        | 31,75<br>x<br>75,3  | 2,38<br>2,38<br>3,16<br>6,33<br>6,33 | <b>793624-00-1</b><br>910 Cr P<br>911 P<br>930 P<br>947 EX Cr P<br>946 P | <b>803606-00-1</b>           | 91,48   | <b>953606-1</b><br>A=93,73<br>L=215,9<br>H=3,81<br>C=96,72<br>semi              | - |
| <b>Eng. 4.203</b><br>3335 ccm<br>44 kW (60 PS)<br><br>from Eng. No. 2939037                            | 60-         | <b>91,48</b><br>4 |                                |                     |                                      |  |                              |         |   |   |
| <b>Eng. 6.305</b><br>5000 ccm  | 60-         | <b>91,48</b><br>6 |                                |                     |                                      |  |                              |         |   |   |
| <b>Stationary engine</b><br>Eng. 3.152<br>2500 ccm   |             | <b>91,48</b><br>3 |                                |                     | 2,38<br>2,38<br>2,38                 | <b>793630-00-1</b><br>910 Cr P<br>911 P<br>911 P                         | -                            | 91,48   | -   | - |
| <b>Tractor engine</b><br>Eng. 4.203<br>3300 ccm  |             | <b>91,48</b><br>4 |                                |                     | 6,35                                 | 947 EX Cr P  |                              |         |   |   |
| <b>Eng. D / AD 3.152</b><br>2500 ccm   |             | <b>91,48</b><br>3 |                                |                     | 2,38<br>2,38<br>4,74                 | <b>793633-00-3</b><br>910 Cr P<br>911 Fe<br>947 EX Cr P                  | -                            | 91,48   | -   | - |
| <b>Eng. 4.165</b><br>2710 ccm<br>37-48 kW (50-65 PS)   | 75-76       | <b>92,00</b><br>4 |                                |                     | 2,00<br>2,50<br>4,00                 | <b>793625-00-4</b><br>910 Cr *<br>911<br>947 EX Cr                       | -                            | 92,00   | -   | - |
| <b>Eng. 4.212 / 4.236<br/>D 39 C</b><br>3475 ccm<br>44-60 kW (64-80 PS)                                | 69-         | <b>98,48</b><br>4 | 76,5<br>-<br>-19,2<br>127,3    | 34,925<br>x<br>84,1 | 2,38<br>2,38<br>2,38<br>6,33         | <b>793609-00-2</b><br>910 IF Cr<br>910 IW P<br>910 IW P<br>947 EX Cr     | <b>803601-00-1</b>           | 98,48   | <b>953603-1</b><br>A=103,25<br>L=227,4<br>H=3,81<br>C=106,4<br>F=0,81           | - |
|  |             |                   |                                |                     |                                      |  |                              | 98,48   | <b>953604-1</b><br>A=103,26<br>L=227,28<br>H=3,86<br>C=106,43<br>F=0,83<br>semi | - |
| <b>Eng. T4.236 / T4.38</b><br>3864 ccm<br>49-58 kW (66-79 PS)  |             | <b>98,48</b><br>4 | 70,25<br>-<br>-19,95<br>108,25 | 38,1<br>x<br>82,8   | 3,16<br>2,38<br>4,74                 | <b>793627-00-1</b><br>916 Cr *<br>910 IW P<br>947 EX Cr                  | <b>803602-00-1</b><br><br>RT | 98,48   | <b>953603-1</b><br>A=103,25<br>L=227,4<br>H=3,81<br>C=106,4<br>F=0,81           | - |

| <br><b>MODEL / ENGINE</b>   | <b>YEAR</b>            | <br><b>Dia.</b><br><b>CYL</b> |  | <br>$\emptyset \times L$ |  | <br><b>SM-REF</b>   | <br><b>SM-REF.</b> | <br><b>Piston</b><br><b>Dia.</b> | <br><b>SM-REF.</b> | <br><b>SM-REF.</b> |
|---|------------------------|---|--|---|--|---|--|--|--|--|
| <b>PERKINS</b><br><br><b>Eng. 6.354 / V</b><br>5800 ccm<br>71-87 kW (97-118 PS)   | 61-                    | <b>98,48</b><br>6   | 70,1<br>-<br>-<br>-25,7<br>120,7<br>MØ=54  | 34,925<br>x<br>84,1   | 2,38<br>2,38<br>2,38<br>6,33<br>6,33   | <b>793608-00-2</b><br>910 IF Cr<br>910 IW P<br>910 IW P<br>947 P<br>946 P   | <b>803603-00-1</b>   | 98,48  | <b>953603-1</b><br>A=103,25<br>L=227,4<br>H=3,81<br>C=106,4<br>F=0,81                                |  |
| <b>Eng. AD 4.236 / D 39 C</b><br>Volvo<br>3864 ccm<br>57,5/59 kW (78/80 PS)<br><br><b>Eng. 6.354 / V</b><br>5800 ccm<br>71,5-87 kW (97-118 PS)                  |                        | <b>98,48</b><br>4<br><br><br><br><b>98,48</b><br>6  |  |   | 2,38<br>2,38<br>2,38<br>6,33<br>6,33   | <b>793610-00-2</b><br>910 IW P<br>910 IW P<br>910 IW P<br>947 P<br>946 P  | -  | 98,48  | -  | -  |
| <b>Eng. AD 4.236</b><br>3864 ccm<br>48-60 kW (65-82 PS)   |                        | <b>98,48</b><br>4   | 70,3<br>-<br>-<br>-20,4<br>121,1<br>-<br>MØ=61<br>-                              | 34,925<br>x<br>84   | 2,38<br>2,38<br>2,38<br>6,33<br>6,33   | <b>793620-00-2</b><br>910 IF Cr<br>910 IW P<br>910 IW P<br>947 EX Cr<br>946 P<br><br><b>793620-75-2</b><br><br><b>793620-10-2</b>         | <b>803611-00-1</b><br><br><br><br><br>-<br>-   | 98,48<br><br><br><br><br>99,23<br>99,48  | <b>953604-1</b><br>A=103,26<br>L=227,28<br>H=3,86<br>C=106,43<br>F=1<br>semi                         | -<br><br><br><br><br>-<br>-  |
| <b>Eng. 4.236 / A 4.236</b><br><b>Eng. AD 4.236</b><br>3864 ccm<br>57-59 kW (78-80 PS)<br><br><b>Eng. 6.354 / A 6.354.4</b><br>5800 ccm<br>67-87 kW (91-118 PS) | 61-<br><br><br><br>75- | <b>98,48</b><br>4<br><br><br><br><b>98,48</b><br>6  |  |   | 2,38<br>2,38<br>4,74   | <b>793626-00-2</b><br>910 IF Cr<br>910 IW P<br>947 EX P<br><br><b>793626-25-2</b>   | -<br><br><br><br>-   | 98,48<br><br><br><br>98,73   | -<br><br><br><br>-   | -<br><br><br><br>-   |
| <b>Eng. 6.354.1 / 6.354.2</b><br>5794 ccm<br>71-85 kW (97-115 PS)   | 69-                    | <b>98,48</b><br>6   |  |   | 3,16<br>2,38<br>2,38<br>6,33<br>6,33   | <b>793615-00-2</b><br>910 Cr *<br>910 IW P<br>910 IW P<br>947 EX Cr<br>946 P<br><br>*NEW*<br><b>793615-25-2</b><br><br><b>793615-10-2</b> | -<br><br><br><br><br>-<br>-  | 98,48<br><br><br><br><br>98,73<br>99,48  | -<br><br><br><br><br>-<br>-  | -<br><br><br><br><br>-<br>-  |
| <b>Eng. 6.354.2 / 6.354.4</b><br>5794 ccm<br>77-85 kW (105-115 PS)  |                        | <b>98,48</b><br>6   | 70,4<br>-<br>-<br>-26<br>121,22<br>-<br>MØ=54,1<br>-                             | 34,93<br>x<br>84  | 3,16<br>2,38<br>2,38<br>6,33<br>6,33   | <b>793615-00-2</b><br>910 Cr *<br>910 IW P<br>910 IW P<br>947 EX Cr<br>946 P<br><br>*NEW*<br><b>793615-25-2</b><br><br><b>793615-10-2</b> | *NEW*<br><b>803608-00-1</b><br><br>RT  | 98,48<br><br><br><br><br>98,73<br>99,48  | -<br><br><br><br><br>-<br>-  | -<br><br><br><br><br>-<br>-  |

| <br><b>MODEL / ENGINE</b>   | <b>YEAR</b>    | <br><b>Dia.</b><br><b>CYL</b> |  | <br><b>Ø x L</b> |  | <br><b>SM-REF</b> | <br><b>SM-REF.</b> | <br><b>Piston</b><br><b>Dia.</b> | <br><b>SM-REF.</b> | <br><b>SM-REF.</b> |
|---|----------------|---|--|---|--|---|--|--|--|--|
| <b>PERKINS</b>  |                |   |  |   |  |   |  |  |  |  |
| <b>Eng. 4.40</b><br>3990 ccm<br><br><b>Eng. 1006-6</b><br>5985 ccm<br>96 kW (131 PS)  |                | <b>100,00</b><br>4  | 70,02<br>-<br>-<br>108,02<br>MØ=55,3   | 34,92<br>x<br>84,1<br>T   | 2,50<br>2,50<br>4,00   | <b>793638-00-1</b><br>910 Cr *<br>911 P<br>947 EX Cr  | <b>803609-00-1</b><br><br>RT   | 100,00   | <b>953609-1</b><br>A=104,28<br>L=226,60<br>H=3,86<br>C=107,442                                       | -  |
| <b>Eng. 1004-4 T / TW</b><br>Phaser 110 T / 120 Ti / 160Ti<br>180 Ti<br>4000 ccm<br><br><b>Eng. 1006-6 T / TW</b><br>6000 ccm   |                | <b>100,00</b><br>4  |  |   | 3,00<br>2,50<br>4,00   | <b>793613-00-2</b><br>916 Cr P *<br>911 P<br>947 EX Cr  | -  | 100,00   | -  | -  |
| <b>Eng. T 4.40</b><br>Engine<br>3990 ccm<br>82-88 kW (112-120 PS)<br><br><b>Eng. T 6.60</b><br>Engine<br>5984 ccm<br>88-154 kW (120-210 PS)                             | 92-<br><br>94- | <b>100,00</b><br>4<br><br><b>100,00</b><br>6  | 70,3<br>-<br>-<br>108,3<br>MØ=52,8<br>-  | 39,7<br>x<br>78<br>T  | 3,50<br>2,50<br>4,00   | <b>793614-00-2</b><br>916 IW Mo *<br>931 P<br>947 EX Cr   | <b>803610-00-1</b><br><br>RT   | 100,00   | <b>953612-1</b><br>A=104,26<br>L=227,40<br>H=3,85<br>C=107,44<br>F=0,5<br>semi                       | -  |
| <b>Eng. 1004-4</b><br>3990 ccm<br>63 kW (86 PS)<br><br><b>Eng. 1006-60 Euro 1</b><br>5984 ccm<br>79 kW (107 PS)<br><br><b>Eng. 1006-6</b><br>5985 ccm<br>96 kW (131 PS) |                | <b>100,00</b><br>4<br><br><b>100,00</b><br>6  |  |   | 3,50<br>2,50<br>3,50   | <b>793639-00-2</b><br>914 IW Mo *<br>931 P<br>947 EX Cr P   | -  | 100,00   | -  | -  |
| <b>Eng. 4.248</b><br>4064 ccm<br>53-61 kW (72-83 PS)  | 69-82          | <b>101,05</b><br>4  | 70,2<br>-<br>-<br>121<br>MV=3,2  | 34,925<br>x<br>84,1   | 2,38<br>2,38<br>2,38<br>6,33   | <b>793621-00-2</b><br>910 Cr *<br>911<br>911<br>947 EX Cr   | <b>803604-00-1</b>   | 101,05   | <b>953602-1</b><br>A=104,20<br>L=227,3<br>H=3,80<br>C=107,4<br>F=0,85                                | -  |
| <b>Eng. 4.248</b><br>4064 ccm<br>53-61 kW (72-83 PS)  | 82-            | <b>101,05</b><br>4  | 70,2<br>-<br>-<br>121  | 34,925<br>x<br>84,1   | 2,50<br>2,50<br>5,00   | <b>793629-00-2</b><br>910 IW Cr *<br>931 P<br>947 EX Cr   | <b>803605-00-1</b>   | 101,05   | -  | -  |
| <b>Eng. 4.248.2</b><br>4067 ccm<br>60 kW (82 PS)  |                | <b>101,05</b><br>4  |  |   | 2,50<br>2,50<br>5,00   | <b>793629-00-2</b><br>910 IW Cr *<br>931 P<br>947 EX Cr   | -  | 101,05   | -  | -  |



MODEL / ENGINE

YEAR

Dia.  
CYLVT  
MT

Ø x L



SM-REF



SM-REF.

Piston  
Dia.

SM-REF.



SM-REF.

**PERODUA**

**Alza**  
**Myvi SE**  
Eng. 3SZ-VE  
1495 ccm  
80 kW (108 PS)

09-  
11-**72,00**  
41,20  
1,20  
2,00

**799612-00-4**  
910 IF Cr S  
931 P  
3PC Nit P

-

72,00

-

-

**799612-50-4**

-

72,50

-

-

**PETTER**

**Eng. PH 1+2**  
659 ccm

**87,31**  
12,38  
2,38

**794301-00-1**  
910 IW Cr P  
911 P

-

87,31

-

-

**Eng. PJ 1W+2W**  
1318 ccm

**87,31**  
32,38  
4,74

911 P  
947 P

-

87,81

-

-

**794301-50-1**

-

87,81

-

-

**794301-10-1**

-

88,31

-

-

**PEUGEOT**

**104 0.9**  
**104 Coupe 0.9**  
Eng. XV3  
954 ccm  
24 kW (32 PS)

72-79  
73-83**70,00**  
42,00  
2,00  
4,00

**793701-00-4**  
910 IF Cr  
931 P  
3PC Cr

-

70,00

-

-

**104 0.9**  
**104 Coupe 0.9**  
Eng. XV5  
954 ccm  
26 kW (35 PS)

79-83  
73-83**70,00**  
42,00  
2,00

**793701-00-4**  
910 IF Cr  
931 P  
3PC Cr

-

70,00

-

-

**104 1.0**  
**205 1.0**  
Eng. XV8 (108C)  
954 ccm  
33 kW (45 PS)

83-88  
83-87**70,00**  
41,50  
1,50  
3,00

**793703-00-4**  
910 IF Cr S  
911  
3PC Cr

-

70,00

-

-

**106**  
**205**  
Eng. TU9 / TU9 M / TU9 Z  
954 ccm  
33 kW (45 PS)

92-  
88-**70,00**  
41,50  
1,50  
3,00

**793703-00-4**  
910 IF Cr S  
911  
3PC Cr

-

70,00

-

-

**107**  
Eng. 1KR-FE  
998 ccm  
50-53 kW (68-71 PS)

05-

**71,00**  
31,00  
1,00  
1,50

**799601-00-3**  
910 IF Cr S  
931 P S  
3PC Cr

-

71,00

-

-

**106**  
**205**  
**306**  
**309**  
**Partner**  
Eng. TU1 K / M / Z  
1124 ccm  
40-44 kW (54-60 PS)

92-  
88-  
93-02  
88-93  
96-**72,00**  
41,50  
2,00  
3,00

**793706-00-4**  
910 IF Cr \*  
930  
3PC Cr











-

72,00

-

-

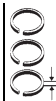


| <br><b>MODEL / ENGINE</b>   | <b>YEAR</b>                     | <br><b>Dia.</b><br><b>CYL</b> | <br><b>VT</b><br><b>MT</b> | <br><b>Ø x L</b> |  | <br><b>SM-REF</b> | <br><b>SM-REF.</b> | <br><b>Piston</b><br><b>Dia.</b> | <br><b>SM-REF.</b> | <br><b>SM-REF.</b> |
|---|---------------------------------|---|--|---|--|---|--|--|--|--|
| <b>PEUGEOT</b><br><br><b>104 / 205</b><br>Eng. XW3 / XW3S / XW7<br>1124 ccm<br>42-48,5 kW (57-66 PS)  | 76-82                           | <b>72,00</b><br>4   |  |   | 1,50<br>2,00<br>4,00   | <b>793709-00-4</b><br>910 IF Cr *<br>930 P<br>3PC Cr  | -  | 72,00  | -  | -  |
| <b>106</b><br><b>206</b><br><b>Partner</b><br>Eng. TU1 JP<br>1124 ccm<br>44 kW (60 PS)  | 00-03<br>98-99<br>96-97         | <b>72,00</b><br>4   | 27,75<br>-0,1<br>-<br>47,6   | 18<br>x<br>54,8   | 1,50<br>1,50<br>2,50   | <b>793754-00-4</b><br>910 IF Cr *<br>931<br>3PC Cr  | <b>803712-00-1</b>   | 72,00  | <b>953712-4</b><br>A=79,2<br>L=122,5<br>H=5,5<br>C=89,2<br>F=0,75                                    | <b>813712-4</b>  |
| <b>108 1.2</b><br><b>2008 1.2 VTi</b><br><b>208 1.2</b><br><b>301 1.2 VTi</b><br><b>308 II 1.2 VTi 72</b><br>Eng. EB2 / HMT (EB2D)<br>Eng. EB2F / EB2M<br>1199 ccm<br>53-60 kW (72-82 PS) | 14-<br>13-<br>12-<br>12-<br>13- | <b>75,00</b><br>3   | 28,8<br>-<br>-<br>-<br>46,8<br>-<br>-<br>-   | 17<br>x<br>51<br>DLC  | 1,00<br>1,00<br>2,00   | <b>793716-00-3</b><br>910 Nit S<br>931<br>947 EX Nit S<br><br><b>793716-50-3</b>                  | <b>803714-00-1</b><br><br><br><br><b>803714-50-1</b>   | 75,00<br><br><br><br>75,50   | -  | -  |
| <b>301 1.2 VTi 72</b><br>Eng. HMY (EB2M)<br>1199 ccm<br>53 kW (72 PS)   | 12-                             | <b>75,00</b><br>3   | 26,1<br>2,7<br>-<br>-<br>46,8<br>-<br>-<br>-   | 17<br>x<br>51<br>DLC  | 1,00<br>1,00<br>2,00   | <b>793716-00-3</b><br>910 Nit S<br>931<br>947 EX Nit S<br><br><b>793716-50-3</b>                  | <b>803734-00-1</b><br><br><br><b>803734-50-1</b>   | 75,00<br><br><br>75,50   | -  | -  |
| <b>106</b><br><b>205</b><br><b>309 / 405</b><br>Eng. TU3 A<br>1361 ccm<br>44-55 kW (60-75 PS)   | 91-96<br>87-92<br>88-93         | <b>75,00</b><br>4   |  |   | 1,75<br>2,00<br>3,00   | <b>793738-00-4</b><br>910 IF Cr S<br>931 P<br>946 EX P<br><br><b>793738-25-4</b>                  | -  | 75,00<br><br>75,25   | -  | -  |
| <b>106</b><br><b>205</b><br><b>309 / 405</b><br>Eng. TU3 A<br>1361 ccm<br>44-55 kW (60-75 PS)   | 91-96<br>87-92<br>88-93         | <b>75,00</b><br>4   |  |   | 1,75<br>2,00<br>3,00   | <b>793768-00-4</b><br>910 IF Cr S<br>931 P<br>3PC Cr<br><br>*NEW*<br><b>793768-25-4</b>           | -  | 75,00<br><br>75,25   | -  | -  |
| <b>106 / 205 / 206 / 306</b><br><b>307 / 1007</b><br><b>Partner 1.4 i / Ranch</b><br>Eng. TU3 JP<br>1361 ccm<br>55 kW (75 PS)   | 88-05                           | <b>75,00</b><br>4   | 27,75<br>-<br>-<br>-<br>49,93<br>-<br>-<br>-   | 18<br>x<br>55   | 1,50<br>1,50<br>2,50   | <b>793755-00-4</b><br>910 IF Cr S P<br>931 P<br>3PC Cr P<br><br>*NEW*<br><b>793755-25-4</b>       | <b>803730-00-1</b>   | 75,00<br><br><br>75,25   | <b>953705-4</b><br>A=79,20<br>L=135,20<br>H=90   | <b>813730-1</b>  |



MODEL / ENGINE

YEAR

Dia.  
CYL

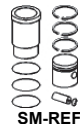
SM-REF



SM-REF.

Piston  
Dia.

SM-REF.



SM-REF.

## PEUGEOT

## 104 1.4

79-83

75,00

## 104 Coupe 1.4

79-84

4

## 205 1.4

83-87

## 205 Convertible 1.4 CJ

88-89

## 205 Convertible 1.4 CT

86-88

## 205 Mk II 1.4

87-89

Eng. XY6B (150D/150G)

Eng. XY7 (150D/150G)

Eng. XY8 (150B/150H)

1360 ccm

44-59 kW (60-80 PS)

## 104 1.2

78-83

Eng. XZ5 (129)

1219 ccm

42 kW (57 PS)

1,75

910 IF Cr S

2,00

931 P

4,00

3PC Cr

75,00

-

-

## 1007 1.4i 16V

05-07

75,00

29,5

18

## 206 1.4i 16V

03-

4

-

x

1,20

910 IF Nit S

## 207 1.4i 16V

05-

-

-

44,5

1,50

931 AN P

## 307 1.4i

03-08

-

-

52,3

2,50

3PC Cr

Eng. ET3 J4

1361 ccm

65 kW (88 PS)

-

793760-00-4

803713-00-1

75,00

953705-4

A=79,20

L=135,20

H=90

C=89,2

813705-4

## 304

69-75

76,00

4

Eng. XL3 / S

1288 ccm

48-55 kW (65-75 PS)

1,75

910 IF Cr

2,00

931 P

4,00

3PC Cr P

-

76,00

-

-

## 207 1.6 16V Turbo

07-

77,00

## 207 1.6 / RC

07-

4

1,20

910 IF Nit S

## 207 1.6 VTi

07-

-

1,50

931 P

## 2008 1.6 VTi

13-

-

2,00

3PC Cr P

## 208 1.6

12-

-

## 3008 1.6 VTi / THP

09-

-

## 308 1.6

07-

-

## 5008 1.6

09-

-

## 508 1.6 VTi / THP

10-

-

## RCZ 1.6

10-

-

## Partner 1.6

10-

-

Eng. EP6 / EP6 DT

Eng. 5FY (EP6 DTS)

Eng. EP6 CDT

Eng. 5FS (EP6C)

1598 ccm

88-128 kW (120-175 PS)

1,20

910 IF Nit S

1,50

931 P

2,00

3PC Cr P

-

77,00

-

-

793775-50-4

-

77,50

-

-

## 207 SE 1.4 16V

07-

77,00

27,6

18

## 308 1.4 16V

07-

4

3,4

x

1,20

910 IF Nit S

\*NEW\*

803751-00-1

77,00

-

-

Eng. EP3

1397 ccm

70 kW (95 PS)

1,50

931 P

2,00

3PC Cr P

47,25

-

-

-

793775-50-4

\*NEW\*

803751-50-1

77,50

-

-



MODEL / ENGINE



| MODEL / ENGINE   | YEAR  | Dia. CYL          | KH  | GL                   | VT                   | MT | Ø x L | SM-REF  | SM-REF.            | Piston Dia. | SM-REF. | SM-REF. |
|--|---|-------------------|---|----------------------|----------------------|----|-------|---|--------------------|-------------|---------|---------|
| <b>PEUGEOT</b>   |   |                   |   |                      |                      |    |       |   |                    |             |         |         |
| <b>204 / 304 1.1</b><br>Eng. XK5<br>1130 ccm<br>43 kW (58 PS)  | 75-80   | <b>78,00</b><br>4 |   |                      |                      |    |       | <b>793721-00-4</b><br>1,75 910 IF Cr *<br>2,00 911 IF P<br>4,00 947 EX P  | -                  | 78,00       | -       | -       |
| <b>304 1.3</b><br>Eng. XL5 S<br>1290 ccm<br>55 kW (75 PS)  | 72-75   |                   |   |                      |                      |    |       |   |                    |             |         |         |
| <b>305 1.5</b><br>Eng. XR5 A / XR5 S<br>1472 ccm<br>50-65 kW (68-88 PS)  | 80-90   |                   |   |                      |                      |    |       |   |                    |             |         |         |
| <b>301 1.6 VTI</b><br>Euro 5<br>Eng. NFP (EC5)<br>1587 ccm<br>85 kW (115 PS)   | 12-   | <b>78,50</b><br>4 | 32,4<br>1,4<br>-<br>-<br>53,8<br>-<br>-<br>-      | 19,5<br>x<br>57<br>T | 1,00<br>1,20<br>2,00 |    |       | <b>793766-00-4</b><br>910 CCL IF S<br>931 P<br>947 EX Cr *<br><br><b>793766-50-4</b>  | <b>803733-00-1</b> | 78,50       | -       | -       |
|  |   |                   |   |                      |                      |    |       |   | <b>803733-50-1</b> | 79,00       | -       | -       |
| <b>106</b><br>Eng. TU5 J2<br>1587 ccm<br>74 kW (101 PS)  | 96-98   | <b>78,50</b><br>4 |   |                      |                      |    |       | <b>793743-00-4</b><br>1,50 910 Nit<br>1,50 931<br>3,00 3PC Cr   | -                  | 78,50       | -       | -       |
| <b>106 / 306</b><br>1587 ccm<br>65 kW (88 PS)  | 93-98   |                   |   |                      |                      |    |       |   |                    |             |         |         |
| <b>1007 1.6</b><br><b>106 II 1.6</b><br><b>206 1.6</b><br><b>206 SW 1.6 LPG</b><br><b>206+ 1.6</b><br><b>207 1.6</b><br><b>306 1.6</b><br><b>307 1.6</b><br><b>307 1.6 BioFlex</b><br><b>308 1.6 BioFlex</b><br><b>405 II 1.6</b><br><b>Partner 1.6</b><br><b>Partner Tepee 1.6</b><br>Eng. NFR (TU5 JP 4B)<br>Eng. NFT<br>Eng. NFU (TU5 JP4)<br>Eng. NFX (TU5 J4)<br>1587 ccm<br>66-87 kW (90-118 PS) | 05-<br>96-<br>00-<br>02-<br>10-<br>06-<br>00-02<br>03-<br>07-<br>08-<br>92-97<br>00-<br>08- | <b>78,50</b><br>4 | 32,35<br>1,4<br>-<br>-<br>51,4<br>-<br>MØ=66<br>- | 19,495<br>x<br>57    | 1,20<br>1,50<br>2,50 |    |       | <b>793752-00-4</b><br>910 Cr S<br>931<br>3PC Cr<br><br><b>793752-01-4</b><br><br><b>793752-25-4</b><br><br><b>793752-50-4</b><br><br><b>793752-10-4</b> | <b>803736-00-1</b> | 78,50       | -       | -       |
|  |   |                   |   |                      |                      |    |       |   |                    |             |         |         |
| <b>406 1.8</b><br><b>407 1.8</b><br>Eng. 6FZ (EW7J4)<br>1749 ccm<br>85 kW (116 PS)   | 00-04<br>04-  | <b>82,70</b><br>4 |   |                      |                      |    |       | <b>791143-00-4</b><br>1,20 910 IF Nit S<br>1,50 931 P<br>2,00 3PC Nit<br><br>*NEW*<br><b>791143-25-4</b>  | -                  | 82,70       | -       | -       |
|  |   |                   |   |                      |                      |    |       |   |                    |             |         |         |



MODEL / ENGINE

| YEAR   | <br>Dia.<br>CYL   | <br>VT<br>MT                         | <br>GL<br>Ø x L | <br>Ø x L | <br>SM-REF           | <br>SM-REF.  | <br>Piston<br>Dia.                  | <br>SM-REF.                | <br>SM-REF.   |
|--|-------------------|--------------------------------------|-----------------|-----------|----------------------|--|-------------------------------------|----------------------------|---|
| <b>PEUGEOT</b>                                   |                   |                                      |                 |           |                      |  |                                     |                            |   |
| 82-90  | <b>83,00</b><br>4 |                                      |                 |           | 1,75<br>1,75<br>4,00 | <b>793717-00-4</b><br>910 IF Cr *<br>931 P<br>3PC Cr<br><br><b>793717-25-4</b> | -<br><br><br><br>-                  | 83,00<br><br><br><br>83,25 | -<br><br><br><br>-  |
| 87-97  |                   |                                      |                 |           |                      | <b>793717-00-4</b><br>910 IF Cr *<br>931 P<br>3PC Cr<br><br><b>793717-25-4</b> | -<br><br><br><br>-                  | 83,00<br><br><br><br>83,25 | -<br><br><br><br>-  |
| 88-  | <b>83,00</b><br>4 |                                      |                 |           | 1,50<br>1,50<br>4,00 | <b>793724-00-4</b><br>910 IF Cr S<br>931 P<br>3PC Cr<br><br><b>793724-25-4</b> | -<br><br><br><br>-                  | 83,00<br><br><br><br>83,25 | -<br><br><br><br>-  |
| 86-98  |                   |                                      |                 |           |                      | <b>793724-00-4</b><br>910 IF Cr S<br>931 P<br>3PC Cr<br><br><b>793724-25-4</b> | -<br><br><br><br>-                  | 83,00<br><br><br><br>83,25 | -<br><br><br><br>-  |
| 84-85  | <b>83,00</b><br>4 |                                      |                 |           | 1,50<br>1,50<br>3,00 | <b>793725-00-4</b><br>910 IF Cr S<br>931 P<br>3PC Cr<br><br><b>793725-25-4</b> | -<br><br><br><br>-                  | 83,00<br><br><br><br>83,25 | -<br><br><br><br>-  |
| 96-  |                   |                                      |                 |           |                      | <b>793725-00-4</b><br>910 IF Cr S<br>931 P<br>3PC Cr<br><br><b>793725-25-4</b> | -<br><br><br><br>-                  | 83,00<br><br><br><br>83,25 | -<br><br><br><br>-  |
| 89-91  |                   |                                      |                 |           | 1,50<br>1,50<br>3,00 | <b>793765-00-4</b><br>910 IF Cr S<br>931 P<br>947 EX Cr P                      | -<br><br><br><br>-                  | 83,00<br><br><br><br>83,25 | -<br><br><br><br>-  |
| 00-04<br>04-                                     |                   |                                      |                 |           |                      | <b>793765-00-4</b><br>910 IF Cr S<br>931 P<br>947 EX Cr P                      | -<br><br><br><br>-                  | 83,00<br><br><br><br>83,25 | -<br><br><br><br>-  |
| 93-03<br>92-97<br>97-04<br>95-02<br>96-<br>97-02 | <b>83,00</b><br>4 | 33,3<br>-<br>-<br>-4,13<br>53,3<br>- | 22<br>x<br>62   |           | 1,50<br>1,50<br>3,00 | <b>793725-00-4</b><br>910 IF Cr S<br>931 P<br>3PC Cr<br><br><b>793725-25-4</b> | <b>803750-00-1</b><br><br><br><br>- | 83,00<br><br><br><br>83,25 | <b>953717-4</b><br>A=88,56<br>L=141<br>H=95,17<br>C=97<br><br>- |
| 65-80  | <b>83,00</b><br>4 |                                      |                 |           | 2,00<br>2,00<br>4,50 | <b>793704-00-4</b><br>910 IF Cr P *<br>931 P<br>947 EX                         | -<br><br><br><br>-                  | 84,00<br><br><br><br>83,25 | -<br><br><br><br>-  |

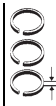


MODEL / ENGINE

YEAR

Dia.  
CYLVT  
MT

Ø x L



SM-REF



SM-REF.

Piston  
Dia.

SM-REF.



SM-REF.

## PEUGEOT

**504 / 505**Eng. KF6 / XM / XM7 / XM7 P  
1796 ccm  
48-66 kW (65-90 PS)

68-81

**84,00**  
41,50  
2,00  
4,00**793712-00-4**  
910 IF Nit S  
931 P  
3PC Cr

-

84,00

-

-

**206 / 307 / 406 / 407  
607 / 806 / 807 / Expert**Eng. EW 10 J4 / L3 / L4  
1998 ccm  
97-101 kW (132-137 PS)

99-

**85,00**  
41,20  
1,50  
2,50**793751-00-4**  
910 IF Nit S  
931 P  
3PC Nit

-

85,00

-

-

\*NEW\*

**793751-25-4**

-

85,25

-

-

**306 2.0 16 V S 16  
806 2.0 16V SR**Eng. XU10 J4 RS  
1998 ccm  
120 kW (163 PS)**86,00**  
41,50  
1,50  
3,00**793745-00-4**  
910 IF Nit S  
931 P  
3PC Cr P

-

86,00

-

-

**306 2.0  
306 2.0 ST / XSi**Eng. RFU (XU10J2)  
Eng. XU10 J2 K / XU10 J2 U  
Eng. RFW (XU10J2)  
1998 ccm  
89-96 kW (121-131 PS)

94-02

**86,00**

40

22

**793731-00-4****803731-00-1**

86,00

-

-

93-01

4

-

x

1,50

910 IF Nit S

92-95

-

-

62

1,75

931 P

94-02

-5,02

-

3,00

3PC Cr P

94-02

65

-

-

**793731-25-4**

-

86,25

-

-

**793731-50-4****803731-50-1**

86,50

-

-

\*NEW\*

**405 / 605 / 806 / Boxer  
306 XSi / 405**Eng. XU10 J2 / J2Z / FJ2 / MZ  
Eng. XU10 J4 / ACAV  
1998 ccm  
89-112 kW (121-152 PS)

90-

**86,00**

1,50

**793731-00-4**

-

86,00

-

-

93-

4

1,75

931 P

93-

3,00

3PC Cr P

**806 SRI / SVI**Eng. XU10 J2 / J2Z / FJ2 / MZ  
Eng. XU10 J4 / ACAV  
1998 ccm  
89-112 kW (121-152 PS)

94-

**793731-25-4**

-

86,25

-

-

**405 T 16 / T 16 x 4**Eng. XU10 J4 TE  
Eng. XU10 J 4RZ  
1998 ccm  
98-162 kW (133-220 PS)

93-

**793731-50-4**

-

86,50

-

-

95-



MODEL / ENGINE

| YEAR                           | <br>Dia.<br>CYL | <br>KH<br>GL<br>VT<br>MT | <br>Ø x L | <br>1,50<br>2,00<br>4,00 | <br>SM-REF         | <br>SM-REF.        | <br>Piston<br>Dia. | <br>SM-REF. | <br>SM-REF. |
|--------------------------------|-----------------|--------------------------|-----------|--------------------------|--------------------|--------------------|--------------------|-------------|-------------|
| <b>PEUGEOT</b>                 |                 |                          |           |                          |                    |                    |                    |             |             |
| <b>504</b>                     | 1976            | <b>88,00</b>             |           |                          | <b>793707-00-2</b> | -                  | 88,00              | -           | -           |
| <b>505</b>                     | 76-92           | 4                        |           | 1,50                     | 910 IF Cr *        |                    |                    |             |             |
| <b>J5 / J9</b>                 | 82              |                          |           | 2,00                     | 911 IF             |                    |                    |             |             |
| Eng. XN1 / XN1 T               |                 |                          |           | 4,00                     | 3PC Cr             |                    |                    |             |             |
| 1971 ccm                       |                 |                          |           |                          |                    |                    |                    |             |             |
| 55-70,5 kW (75-96 PS)          |                 |                          |           |                          |                    |                    |                    |             |             |
| <b>504</b>                     | 68-69           |                          |           |                          |                    |                    |                    |             |             |
| Eng. XN2                       |                 |                          |           |                          |                    |                    |                    |             |             |
| 1971 ccm                       |                 |                          |           |                          |                    |                    |                    |             |             |
| 71-74,5 kW (97-101 PS)         |                 |                          |           |                          |                    |                    |                    |             |             |
| <b>504</b>                     | 74-83           |                          |           |                          |                    |                    |                    |             |             |
| <b>604</b>                     | 74-76           |                          |           |                          |                    |                    |                    |             |             |
| Eng. ZM112                     |                 |                          |           |                          |                    |                    |                    |             |             |
| 2664 ccm                       |                 |                          |           |                          |                    |                    |                    |             |             |
| 100 kW (136 PS)                |                 |                          |           |                          |                    |                    |                    |             |             |
| <b>504 / 604</b>               | 77-83           | <b>88,00</b>             |           |                          | <b>793707-00-2</b> | -                  | 88,00              | -           | -           |
| Eng. ZNJ                       |                 | 4                        |           | 1,50                     | 910 IF Cr *        |                    |                    |             |             |
| 2664 ccm                       |                 |                          |           | 2,00                     | 911 IF             |                    |                    |             |             |
| 106 kW (144 PS)                |                 |                          |           | 4,00                     | 3PC Cr             |                    |                    |             |             |
| <b>505</b>                     | 79-86           | <b>88,00</b>             |           |                          | <b>793733-00-4</b> | -                  | 88,00              | -           | -           |
| Eng. ZEJ                       |                 | 4                        |           | 1,75                     | 910 IF Cr *        |                    |                    |             |             |
| 1995 ccm                       |                 |                          |           | 2,00                     | 911 IF P           |                    |                    |             |             |
| 77-81 kW (105-110 PS)          |                 |                          |           | 4,00                     | 3PC Cr P           |                    |                    |             |             |
| <b>505 TI / GTI</b>            | 82-89           |                          |           |                          |                    |                    |                    |             |             |
| Eng. ZDJK / ZDJL               |                 |                          |           |                          |                    |                    |                    |             |             |
| 2165 ccm                       |                 |                          |           |                          |                    |                    |                    |             |             |
| 86-95,5 kW (117-130 PS)        |                 |                          |           |                          |                    |                    |                    |             |             |
| <b>505 2.0i</b>                | 79-89           | <b>88,00</b>             |           |                          | <b>793777-00-4</b> | -                  | 88,00              | -           | -           |
| Eng. ZEJ                       |                 | 4                        |           | 1,75                     | 910 IF Cr *        |                    |                    |             |             |
| 1995 ccm                       |                 |                          |           | 2,00                     | 911 IF P           |                    |                    |             |             |
| 76 kW (103 PS)                 |                 |                          |           | 4,00                     | 947 EX P           |                    |                    |             |             |
| <b>505 2.2i</b>                | 81-93           |                          |           |                          |                    |                    |                    |             |             |
| Eng. ZDJK / ZDJL /             |                 |                          |           |                          |                    |                    |                    |             |             |
| 2165 ccm                       |                 |                          |           |                          |                    |                    |                    |             |             |
| 79-96 kW (91-131 PS)           |                 |                          |           |                          |                    |                    |                    |             |             |
| <b>J5D / Van</b>               | 81-84           | <b>93,00</b>             |           |                          | <b>793741-00-4</b> | -                  | 93,00              | -           | -           |
| Eng. U25.651                   |                 | 4                        |           | 2,00                     | 910 Cr *           |                    |                    |             |             |
| 2499 ccm                       |                 |                          |           | 2,00                     | 911 P              |                    |                    |             |             |
| 55 kW (75 PS)                  |                 |                          |           | 4,00                     | 947 EX Cr          |                    |                    |             |             |
|                                |                 |                          |           |                          | <b>793741-50-4</b> | -                  | 93,50              | -           | -           |
| <b>Eng. 8 HX / 8 HZ</b>        |                 | <b>73,70</b>             | 42,94     | 25                       | <b>793756-00-4</b> | <b>803711-00-1</b> | 73,70              | -           | -           |
| <b>Eng. DV4 TD / TED</b>       |                 | 4                        | -1,55     | x                        | 2,50               | 914 Cr *           |                    |             |             |
| <b>Eng. DV4 TED4</b>           |                 |                          | -14,7     | 60                       | 1,95               | 911 IF U P         | RT / AK            |             |             |
| 206 1.4 TD / 307 1.4 TD / 1007 | 02-             |                          | 65,44     | T                        | 2,50               | 947 EX Cr P        |                    |             |             |
| 1398 ccm                       |                 |                          | MØ=37,16  |                          |                    |                    |                    |             |             |
| 50 kW (68 PS)                  |                 |                          |           |                          | <b>793756-50-4</b> | <b>803711-50-1</b> | 74,20              | -           | -           |



MODEL / ENGINE

YEAR

Dia.  
CYLVT  
MT

Ø x L



SM-REF



SM-REF.

Piston  
Dia.

SM-REF.



SM-REF.

**PEUGEOT DIESEL**

|                                  |     |              |          |    |      |                    |                    |       |                 |   |
|----------------------------------|-----|--------------|----------|----|------|--------------------|--------------------|-------|-----------------|---|
| <b>Eng. 9HV (DV6ATED4)</b>       |     | <b>75,00</b> | 41,7     | 26 |      | <b>793758-00-4</b> | <b>803710-00-1</b> | 75,00 | <b>953706-4</b> | - |
| <b>Eng. 9HX (DV6ATED4)</b>       |     | 4            | -        | x  | 3,00 | 916 Cr *           |                    |       | A=78            |   |
| <b>Eng. 9HY (DV6TED4)</b>        |     |              | -1,16    | 61 | 1,95 | 931 P              | RT / KK / AK       |       | L=142           |   |
| <b>Eng. 9HZ (DV6TED4)</b>        |     |              | -13,29   | T  | 2,50 | 947 EX Nit S       |                    |       | H=5             |   |
| <b>Eng. 9HU (DV6UTED4)</b>       |     |              | 65,2     |    |      |                    |                    |       | C=79,5          |   |
| <b>Euro 4</b>                    |     |              | MØ=41,72 |    |      | <b>793758-50-4</b> | <b>803710-50-1</b> | 80,00 | semi            | - |
| 206 CC 1.6 HDI 110               | 05- |              |          |    |      |                    |                    |       |                 |   |
| 206 Hatchback 1.6 HDI 110        | 04- |              |          |    |      |                    |                    |       |                 |   |
| 206 SW 1.6 HDI 110               | 04- |              |          |    |      |                    |                    |       |                 |   |
| 207 1.6 HDI / 110                | 06- |              |          |    |      |                    |                    |       |                 |   |
| 207 CC / SW / Van 1.6 HDI        | 07- |              |          |    |      |                    |                    |       |                 |   |
| 307 / Break 1.6 HDI              | 05- |              |          |    |      |                    |                    |       |                 |   |
| 307 / Break 1.6 HDI 110          | 04- |              |          |    |      |                    |                    |       |                 |   |
| 307 SW 1.6 HDI 90 / 110          | 06- |              |          |    |      |                    |                    |       |                 |   |
| 308 1.6 HDI / 308 SW 1.6 HDI     |     |              |          |    |      |                    |                    |       |                 |   |
| 407 1.6 HDI 110                  | 04- |              |          |    |      |                    |                    |       |                 |   |
| 407 SW 1.6 HDI 110               | 04- |              |          |    |      |                    |                    |       |                 |   |
| 1007 1.6 HDI                     | 07- |              |          |    |      |                    |                    |       |                 |   |
| 3008 / 5008 1.6 HDI              | 09- |              |          |    |      |                    |                    |       |                 |   |
| Chassis 1.6 HDI 90               | 07- |              |          |    |      |                    |                    |       |                 |   |
| Expert Box 1.6 HDI 90            | 07- |              |          |    |      |                    |                    |       |                 |   |
| Expert Platform                  | 07- |              |          |    |      |                    |                    |       |                 |   |
| Expert Tepee 1.6 HDI 90          | 07- |              |          |    |      |                    |                    |       |                 |   |
| Partner Box 1.6 HDI              | 08- |              |          |    |      |                    |                    |       |                 |   |
| Partner Box 1.6 HDI 4x4          | 12- |              |          |    |      |                    |                    |       |                 |   |
| Partner Box 1.6 HDI 90           | 06- |              |          |    |      |                    |                    |       |                 |   |
| Partner Combispace 1.6 HDI90     | 06- |              |          |    |      |                    |                    |       |                 |   |
| Partner Chassis/Platform 1.6 HDI | 09- |              |          |    |      |                    |                    |       |                 |   |
| Partner Tepee 1.6 HDI            | 08- |              |          |    |      |                    |                    |       |                 |   |
| Partner Tepee 1.6 HDI 90         | 10- |              |          |    |      |                    |                    |       |                 |   |
| 1560 ccm                         |     |              |          |    |      |                    |                    |       |                 |   |
| 66-80 kW (89-109 PS)             |     |              |          |    |      |                    |                    |       |                 |   |
| <b>Eng. 9HW (DV6BTED4)</b>       |     | <b>75,00</b> | 41,7     | 26 |      | <b>793770-00-4</b> | <b>803737-00-1</b> | 75,00 | -               | - |
| <b>Eng. 9HL (DV6C)</b>           |     | 4            | -        | x  | 2,50 | 914 Cr *           |                    |       |                 |   |
| <b>Eng. 9HF/ 9HP (DV6DTEd)</b>   |     |              | -        | 61 | 1,95 | 931 P              | RT / KK            |       |                 |   |
| <b>Eng. DV6 D</b>                |     |              | -13,89   | T  | 2,00 | 947 EX Nit S       |                    |       |                 |   |
| <b>Eng. 9HT (DV6CTED)</b>        |     |              | 65,2     |    |      |                    |                    |       |                 |   |
| <b>Eng. 9HJ (DV6DTEdM)</b>       |     |              | -        |    |      | <b>793770-50-4</b> | <b>803737-50-1</b> | 75,50 | -               | - |
| <b>Eng. 9HK (DV6ETEDM)</b>       |     |              | MØ=45    |    |      |                    |                    |       |                 |   |
| 2008 1.6 HDI                     | 13- |              | -        |    |      |                    |                    |       |                 |   |
| 207 1.6 HDI                      | 09- |              |          |    |      |                    |                    |       |                 |   |
| 208 1.6 HDI                      | 12- |              |          |    |      |                    |                    |       |                 |   |
| 3008 1.6 HDI                     | 10- |              | 41,7     | 26 |      | <b>793770-00-4</b> | <b>803752-00-1</b> | 75,00 | -               | - |
| 307 1.6 HDI                      | 09- |              | -        | X  | 2,50 | 914 Cr *           |                    |       |                 |   |
| 408 1.6 HDI                      | 10- |              | -        | 61 | 1,95 | 931 P              | RT / KK            |       |                 |   |
| 5008 1.6 HDI                     | 10- |              | -13,8    | T  | 2,00 | 947 EX Nit S       |                    |       |                 |   |
| 508 1.6 HDI                      | 10- |              | 65,2     |    |      |                    |                    |       |                 |   |
| Partner 1.6 HDI                  | 06- |              | -        |    |      | <b>793770-50-4</b> | <b>803752-50-1</b> | 75,50 | -               | - |
| Partner Tepee 1.6 HDI            | 13- |              | MØ=45    |    |      |                    |                    |       |                 |   |
| 1560 ccm                         |     |              | -        |    |      |                    |                    |       |                 |   |
| 55-84 kW (75-160 PS)             |     |              |          |    |      |                    |                    |       |                 |   |
| <b>Eng. TUD5 / TUD5 B</b>        |     | <b>77,00</b> | 40,4     | 23 |      | <b>793726-00-4</b> | <b>803726-00-1</b> | 77,00 | -               | - |
| 106 1.5 D                        | 94- | 4            | -        | x  | 2,00 | 910 Cr *           |                    |       |                 |   |
| 1527 ccm                         |     |              | -        | 60 | 1,75 | 911 IF U P         |                    |       |                 |   |
| 40-42 kW (54-57 PS)              |     |              | -1,65    |    | 3,00 | 947 EX Cr          |                    |       |                 |   |
|                                  |     |              | 66,3     |    |      |                    |                    |       |                 |   |
|                                  |     |              | -        |    |      | <b>793726-40-4</b> | <b>803726-40-1</b> | 77,40 | -               | - |



MODEL / ENGINE

YEAR



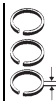
Dia.  
CYL



VT  
MT



Ø x L



SM-REF



SM-REF.



Piston  
Dia.



SM-REF.



SM-REF.

**PEUGEOT DIESEL**

**Eng. XL4 D**

204 D / 304 D  
1357 ccm  
33 kW (45 PS)

73-79

**78,00**  
4

1,75  
2,00  
3,00

**793720-00-4**  
910 IF Cr  
911 IF P  
947 EX Cr P

-

78,00

-

-

**Eng. A8B / XUD7 TE**

205  
309  
405  
1769 ccm  
57-66 kW (78-90 PS)

91-  
90-  
88-

**80,00**  
4

46,8  
-  
-  
-2,2  
84,5

28  
x  
68

3,00  
2,00  
3,00

**793727-00-4**  
914 Cr \*  
911 P  
947 EX Cr

**803701-00-1**  
RT / HA

80,00

**953701-4**  
A=83  
L=154  
H=4,5  
C=86  
semi  
0

-

\*NEW\*

**793727-50-4**

-

80,50

-

**Eng. XUD7 / 161 A**

205  
309  
1769 ccm  
44 kW (60 PS)

83-  
93-

**80,00**  
4

46,8  
-  
-  
-2  
84,5

25  
x  
69,8

2,00  
2,00  
3,00

**793722-00-4**  
910 Cr \*  
911 P  
947 EX Cr

**80-3702-00-1**

80,00

**953701-4**  
A=83  
L=154  
H=4,5  
C=86  
semi

-

**793722-50-4**

**803702-50-1**

80,50

-

**793722-80-4**

**803702-80-1**

80,80

-

**Eng. XID 80**

304 GLD / 305 GRD  
1548 ccm  
36 kW (49 PS)

**80,00**  
4

1,75  
2,00  
3,00

**793711-00-4**  
910 Cr S  
911 P  
947 EX Cr

-

80,00

-

-

**Eng. DT17TED4**

607 2.7 HDI 24V  
2721 ccm  
150 kW (204 PS)

04-

**81,00**  
6

2,00  
2,00  
2,00

**793728-00-2**  
910 IF CCL \*  
911 IF U  
947 EX Cr \*

-

81,00

-

-

**Eng. DW8 / B  
Eng. XUD 9AY**

206 / Expert / Ranch 1.9 D  
306 1.9 D  
Partner 1.9 D  
1868 ccm  
50-51 kW (68-69 PS)

98-  
98-03  
98-02

**82,20**  
4

46,65  
-  
-  
-1,2  
78

25  
x  
66

2,00  
2,00  
3,00

**791142-00-4**  
910 Cr \*  
931 P  
947 EX Cr

**803705-00-1**

82,20

**953707-4**  
A=86  
L=154  
semi

-

\*NEW\*

**791142-25-4**

-

82,45

-

-

**791142-60-4**

**803705-60-1**

82,80

-

-

**Eng. XUD9 (47 kW)  
Eng. XUD9 A / B / K / Y  
Eng. XUD9 AU Euro 2**

205 / 305 / 306 / 309 / 405 1.9 D  
Boxer 1.9 D  
Expert 1.9 D  
J5 1.9 D  
Partner / Ranch 1.9 D  
1905 ccm  
47-52 kW (64-71 PS)

82-98  
94-02  
95-  
87-93  
96-02

**83,00**  
4

46,8  
-  
-  
-2,2  
71,6

25  
x  
72

2,00  
2,00  
3,00

**793723-00-4**  
910 Cr P\*  
911 IF U P  
947 EX Cr P

**803703-00-1**

83,00

**953702-4**  
A=86  
L=153,5  
semi

-

\*NEW\*

**793723-25-4**

-

83,25

-

-

**793723-50-4**

**803703-50-1**

83,50

-

-

\*NEW\*

**793723-80-4**

**803703-80-1**

83,80

-

-

**793723-10-4**

-

84,00

-

-





MODEL / ENGINE

| YEAR   | <br>Dia.<br>CYL | <br>KH<br>GL<br>VT<br>MT       | <br>Ø x L          | <br>Ø x L            | <br>SM-REF   | <br>SM-REF.                              | <br>Piston<br>Dia. | <br>SM-REF. | <br>SM-REF. |
|--|-----------------|--------------------------------|--------------------|----------------------|--|--|--------------------|-------------|-------------|
| <b>PEUGEOT DIESEL</b>                            |                 |                                |                    |                      |  |  |                    |             |             |
| 97-  | 83,00<br>4      |                                |                    |                      | <b>793729-00-4</b><br>3,50 914 Cr *<br>2,00 911 IF U P<br>3,00 947 EX Cr P<br><br><b>793729-50-4</b>     | -  | 83,00              | -           | -           |
| 94-02<br>95-<br>93-03<br>92-97<br>95-99<br>94-02 | 83,00<br>4      | 46,8<br>-<br>-<br>-3,5<br>79,3 | 28<br>x<br>68<br>T | 3,00<br>2,00<br>3,00 | <b>793744-00-4</b><br>914 Cr *<br>911 IF U P<br>947 EX Cr P<br><br><b>793744-50-4</b>                    | 803719-00-1<br><br>RT<br><br>803719-50-1 | 83,00<br><br>83,50 | -<br><br>-  | -<br><br>-  |
| 09-  | 84,00<br>6      |                                |                    |                      | <b>793772-00-2</b><br>2,00 910 IF CCL P *<br>2,00 911 IF U P<br>2,00 947 EX Cr *                         | -  | 84,00              | -           | -           |
| 96-  | 85,00<br>4      |                                |                    |                      | <b>793730-00-4</b><br>3,00 914 Cr *<br>2,00 911 IF<br>3,00 947 EX Cr<br><br><b>793730-50-4</b>           | -<br><br>-                               | 85,00<br><br>85,50 | -<br><br>-  | -<br><br>-  |
| 10-<br>07-                                       | 85,00<br>4      |                                |                    |                      | <b>791120-00-4</b><br>2,50 916 CCL P *<br>2,00 911 IF U P<br>2,00 947 EX Nit S<br><br><b>791120-50-4</b> | -<br><br>-                               | 85,00<br><br>85,50 | -<br><br>-  | -<br><br>-  |

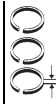


MODEL / ENGINE

YEAR

Dia.  
CYLVT  
MT

Ø x L



SM-REF



SM-REF.

Piston  
Dia.

SM-REF.



SM-REF.

**PEUGEOT DIESEL****Eng. DW10ATED****Eng. DW10BTED****Eng. DW10CTED****Eng. DW10TD****Eng. DW10UTD**

307 / Estate / SW 2.0 HDI 110

406 / Estate 2.0 HDI 90 / 110

607 2.0 HDI

806 2.0 HDI

Expert / Van 2.0 HDI

807 2.0 HDI

307 CC 2.0 HDI 135

307 Estate 2.0 HDI 135

307 SW 2.0 HDI 135

308 2.0 HDI

407 / Coupe / SW 2.0 HDI 135

Expert Box / Flatbed / Chassis

2.0 HDI 140

Expert Tepee 2.0 HDI 140

Expert HDI

206 Hatchback 2.0 HDI 90

206 SW 2.0 HDI

306 2.0 HDI 90

306 Break 2.0 HDI 90

306 Hatchback 2.0 HDI 90

307 2.0 HDI 90

307 Estate 2.0 HDI 90

Partner Combispace 2.0 HDI

Partner Van 2.0 HDI / 4 x 4

1997 ccm

62-100 kW (84-136 PS)

**Eng. DW12TED4**

406 / Coupe / Estate 2.2 HDI

607 2.2 HDI

807 2.2 HDI

2179 ccm

100 kW (136 PS)

85,00

4

46,75

28

x

3,50

914 Cr \*

803749-00-1

85,00

-

-

00-

MØ=38,01

2,00

911 IF

RT

85,25

-

-

99-04

-

3,00

947 EX Cr

\*NEW\*

793749-25-4

-

85,50

-

-

01-04

793749-50-4

803749-50-1

85,60

-

-

00-

793749-60-4

-

85,60

-

-

02-

05-

04-

07-

04-

07-

01-

99-

02-

99-01

99-02

99-01

00-

99-04

00-

00-

00-04

00-

02-

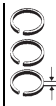


MODEL / ENGINE

YEAR

Dia.  
CYLKH  
GL  
VT  
MT

Ø x L



SM-REF



SM-REF.

Piston  
Dia.

SM-REF.



SM-REF.

**PEUGEOT DIESEL****Eng. AHV (DW10FD)****Eng. AHW (DW10FC)****Eng. AHX (DW10D/FD)****Eng. AHZ (DW10CD)****Eng. RHD (DW10CTED4)****Eng. RHE (DW10CTED4)****Eng. RHH (DW10CTED4)****Eng. RHR (DW10BTED4)**

307 2.0 HDI 135

3008 2.0 HDI 150 / Blue HDI 150

308 2.0 HDI

308 SW 2.0 HDI

308 II 2.0 Blue HDI 150

308 II 2.0 GT HDI 180

407 2.0 HDI 135

407 2.0 HDI

407 SW 2.0 HDI

5008 2.0 HDI

5008 2.0 HDI 150 / Blue HDI 150

508 2.0 HDI

508 2.0 HDI Hybrid4 AWC

508 SW 2.0 Blue HDI 150

508 SW 2.0 Blue HDI 180

508 2.0 Blue HDI 150 / 180

607 2.0 HDI

807 2.0 HDI

Expert 2.0 HDI 140

Expert 2.0 HDI 165

RCZ 2.0 HDI

1997 ccm

100-133 kW (136-180 PS)

85,00

4

2,00

2,00

2,00

**793771-00-4**  
\*NEW\*

913 Cr CCL

911 IF U P

947 EX Nit S

-

85,00

-

-

**Eng. 4HK (DW12MTED4)****Eng. 4HN (DW12MTED4)****Eng. 4HT (DW12BTED4)**

4007 2.2 HDI

807 2.2 HDI

2179 ccm

115-120 kW (156-163 PS)

85,00

4

3,50

2,00

3,00

**793776-00-4**

916 Cr \*

911 IF U P

947 EX CR

-

85,00

-

-

**Eng. 4HU / HV Euro 4**

Boxer Box 2.2 HDI 100 / 120

Boxer Bus 2.2 HDI 100 / 120

Boxer Platform

Chassis 2.2 HDI 100 / 120

2198 ccm

74/88 kW (100/120 PS)

06-

86,00

4

2,00

2,00

2,00

**792068-00-4**

910 IF CCL

931 P

947 EX Cr \* P

**792068-20-4**  
\*NEW\***792068-50-4**

-

86,00

-

-

-

86,20

-

-

-

86,50

-

-

**Eng. XD / XDP 4.88****Eng. TMD 4.88**

404 D / U6D / U8D / U10D

504 D / J7D

1948 ccm

36-46 kW (49-63 PS)

71-79

88,00

4

58,7

-

-

-2

95,35

28

x

72

2,00

2,00

2,00

4,50

**793715-00-4**

910 Cr \*

911 IF

930 IF P

947 EX

**803715-00-1**

88,00

**953715-4**

A=96

L=173

H=7

C=106,30

**813715-1****Eng. XDP 6.88**

2919 ccm

61 kW (83 PS)

63-77



MODEL / ENGINE

YEAR



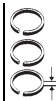
Dia.  
CYL



VT  
MT



Ø x L



SM-REF



SM-REF.



Piston  
Dia.



SM-REF.



SM-REF.

**PEUGEOT DIESEL**

**Eng. XDP 4.90**

504 / J7 / J9  
2112 ccm  
43-55 kW (59-75 PS)

67-82

**90,00**  
4

57,2  
-  
-  
96,35

28  
x  
77

2,00  
2,00  
2,00  
4,50

**793708-00-2**  
910 Cr P \*  
911 P  
930 P  
947 EX Cr P

**803708-00-1**

90,00

**953708-1**  
A=96  
L=173  
H=129,05  
C=106,30

**813708-1**

**Eng. XDP 6.90**

504 D / J7 D  
3168 ccm  
78 kW (106 PS)

70-82

**90,00**  
6

**Eng. DJ 5 T**  
**Eng. DK 5 ATE**  
**Eng. T 8 A**

605 / Boxer  
2446 ccm  
76-96 kW (103-130 PS)

95-

**92,00**  
4

49,84  
-  
-  
82

34  
x  
68  
T

3,00  
1,75  
3,50

**793740-00-4**  
914 Cr \*  
911 P  
947 EX Cr

**803707-00-1**  
RT / HA / KK

92,00

-

-

**Eng. DJ5**

Boxer 2.5D  
2446 ccm  
63 kW (86 PS)

94-

**92,00**  
4

2,25  
2,00  
3,00

**793747-00-4**  
910 Cr \*  
931  
947 EX Cr

-

92,00

-

-

\*NEW\*

**793747-25-4**

-

92,25

-

-

**793747-50-4**

-

92,50

-

-

**Eng. DJ5 T**

Boxer 2.5 TD  
2446 ccm  
76 kW (103 PS)

94-02

**92,00**  
4

3,50  
2,00  
3,00

**793748-00-4**  
914 Cr \*  
931  
947 EX Cr

-

92,00

-

-

**Eng. DJ5 TED**

Boxer 2.5 TD  
2446 ccm  
79 kW (107 PS)

94-

**92,00**  
4

3,50  
2,00  
3,50

**793753-00-4**  
914 Cr \*  
931  
947 EX Cr

-

92,00

-

-

**Eng. CRD93**

J5 Box 2.5 D  
J5 Box 2.5 D All-wheel-Drive  
J5 Flatbed / Chassis 2.5 D  
2498 ccm  
54 kW (73 PS)

-84

**93,00**  
4

2,00  
2,00  
4,00

**793741-00-4**  
910 Cr \*  
911 P  
947 EX Cr

-

93,00

-

-

**793741-50-4**



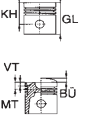







**Eng. CRD93**  
**(U25/651 / U25/661)**










J5 Box 2.5 D 4x4  
J5 Bus 2.5 D / 4x4  
J5 Flatbed / Chassis 2.5 D 4x4  
2500 ccm  
54 kW (73 PS)












MODEL / ENGINE

| YEAR                                  | Dia.<br>CYL | KH<br>VT<br>MT | GL<br>BU | Ø x L | SM-REF      | SM-REF.     | Piston<br>Dia. | SM-REF.           | SM-REF. |      |          |             |          |
|---------------------------------------|-------------|----------------|----------|-------|-------------|-------------|----------------|-------------------|---------|------|----------|-------------|----------|
| <b>PEUGEOT DIESEL</b>                 |             |                |          |       |             |             |                |                   |         |      |          |             |          |
| <b>Eng. CRD93</b>                     |             |                |          |       |             |             |                |                   |         |      |          |             |          |
| 84-                                   | 93,00<br>4  | 52,75<br>-     | 30<br>x  | 2,50  | 793735-00-4 | 803716-00-1 | 93,00          | *NEW*<br>953710-4 | -       |      |          |             |          |
|                                       |             |                |          |       |             |             |                |                   |         | 78   | 2,00     | 910 IF Cr S | RT       |
|                                       |             | -7,4           |          | 4,00  | 911 P       |             |                | L=163             |         |      |          |             |          |
|                                       |             | 95             |          |       | 947 EX Cr   |             |                | H=5               |         |      |          |             |          |
|                                       |             | -              |          |       | 793735-50-4 | 803716-50-1 | 93,50          | C=99              |         |      |          |             |          |
|                                       |             | -              |          |       |             |             |                | semi              | -       |      |          |             |          |
|                                       |             | -              |          |       |             |             |                |                   |         |      |          |             |          |
| <b>Eng. CRD93 (U25/651 / U25/661)</b> |             |                |          |       |             |             |                |                   |         |      |          |             |          |
| J5 Box 2.5 D 4x4                      |             |                |          |       |             |             |                |                   |         |      |          |             |          |
| J5 Bus 2.5 D / 4x4                    |             |                |          |       |             |             |                |                   |         |      |          |             |          |
| J5 Flatbed / Chassis 2.5 D 4x4        |             |                |          |       |             |             |                |                   |         |      |          |             |          |
| 2500 ccm                              |             |                |          |       |             |             |                |                   |         |      |          |             |          |
| 54 kW (73 PS)                         |             |                |          |       |             |             |                |                   |         |      |          |             |          |
| <b>Eng. CRD93 LS (U25/673)</b>        |             |                |          |       |             |             |                |                   |         |      |          |             |          |
| 84-                                   | 93,00<br>4  |                |          |       | 793736-00-4 | -           | 93,00          | -                 | -       |      |          |             |          |
|                                       |             |                |          |       |             |             |                |                   |         | 3,00 | 914 Cr * |             |          |
|                                       |             |                |          |       |             |             |                |                   |         | 2,00 | 911 P    |             |          |
|                                       |             |                |          | 4,00  | 947 EX Cr   |             |                |                   |         |      |          |             |          |
| J5 Box 2.5 TD 4x4                     |             |                |          |       |             |             |                |                   |         |      |          |             |          |
| J5 Bus 2.5 TD / 4x4                   |             |                |          |       |             |             |                |                   |         |      |          |             |          |
| Chassis 2.5 TD / 4x4                  |             |                |          |       |             |             |                |                   |         |      |          |             |          |
| 2500 ccm                              |             |                |          |       |             |             |                |                   |         |      |          |             |          |
| 70 kW (95 PS)                         |             |                |          |       |             |             |                |                   |         |      |          |             |          |
| <b>Eng. XD2 / XD94</b>                |             |                |          |       |             |             |                |                   |         |      |          |             |          |
| 76-80                                 | 94,00<br>4  | 57,42<br>-     | 28<br>x  | 2,00  | 793714-00-4 | 803704-00-1 | 94,00          | 953703-4          | -       |      |          |             |          |
|                                       |             |                |          |       |             |             |                |                   |         | 81   | 2,00     | 910 Cr *    | A=97     |
|                                       |             |                |          |       |             |             |                |                   |         |      | 2,00     | 931         | L=170,60 |
|                                       |             |                |          |       |             |             |                |                   |         |      | 4,00     | 947 EX Cr   | H=3,9    |
|                                       |             | -2             |          |       |             |             |                | C=99,5            |         |      |          |             |          |
|                                       |             | 99,92          |          |       | 793714-40-4 | 803704-40-1 | 94,40          | -                 | -       |      |          |             |          |
|                                       |             |                |          |       |             | 803704-60-1 | 94,60          | -                 | -       |      |          |             |          |
|                                       |             |                |          |       |             | 803704-10-1 | 95,00          | -                 | -       |      |          |             |          |
| <b>Eng. XD3 P</b>                     |             |                |          |       |             |             |                |                   |         |      |          |             |          |
| 82-                                   | 94,00<br>4  | 53,92<br>-     | 30<br>x  | 2,00  | 793714-00-4 | 803706-00-1 | 94,00          | 953704-4          | -       |      |          |             |          |
|                                       |             |                |          |       |             |             |                |                   |         | 78,8 | 2,00     | 910 Cr *    | A=97     |
|                                       |             | -              |          | 4,00  | 931         |             |                | L=165,8           |         |      |          |             |          |
|                                       |             | -1,8           |          |       | 947 EX Cr   |             |                | H=3,9             |         |      |          |             |          |
|                                       |             | 96,42          |          |       | 793714-40-4 | 803706-40-1 | 94,40          | -                 | -       |      |          |             |          |
|                                       |             |                |          |       |             | 803706-60-1 | 94,60          | -                 | -       |      |          |             |          |
|                                       |             |                |          |       |             | 803706-10-1 | 95,00          | -                 | -       |      |          |             |          |
| 505 / J9                              |             |                |          |       |             |             |                |                   |         |      |          |             |          |
| 2304 ccm                              |             |                |          |       |             |             |                |                   |         |      |          |             |          |
| 51-56 kW (70-76 PS)                   |             |                |          |       |             |             |                |                   |         |      |          |             |          |
| <b>Eng. XD2 S</b>                     |             |                |          |       |             |             |                |                   |         |      |          |             |          |
| 79-85                                 | 94,00<br>4  |                |          |       | 793718-00-4 | -           | 94,00          | -                 | -       |      |          |             |          |
|                                       |             |                |          |       |             |             |                |                   |         | 3,00 | 914 Cr * |             |          |
|                                       |             |                |          | 4,00  | 911 P       |             |                |                   |         |      |          |             |          |
|                                       |             |                |          |       | 947 EX Cr   |             |                |                   |         |      |          |             |          |
|                                       |             |                |          |       | 793718-40-4 | -           | 94,40          | -                 | -       |      |          |             |          |
| 505 / 604 / Tagora                    |             |                |          |       |             |             |                |                   |         |      |          |             |          |
| 505 (USA)                             |             |                |          |       |             |             |                |                   |         |      |          |             |          |
| 2304 ccm                              |             |                |          |       |             |             |                |                   |         |      |          |             |          |
| 54-59 kW (73-80 PS)                   |             |                |          |       |             |             |                |                   |         |      |          |             |          |
| <b>Eng. XD3 T / TE</b>                |             |                |          |       |             |             |                |                   |         |      |          |             |          |
| 84-                                   |             |                |          |       |             |             |                |                   |         |      |          |             |          |
|                                       |             |                |          |       |             |             |                |                   |         |      |          |             |          |
|                                       |             |                |          |       |             |             |                |                   |         |      |          |             |          |
| 505 / 604                             |             |                |          |       |             |             |                |                   |         |      |          |             |          |
| 2498 ccm                              |             |                |          |       |             |             |                |                   |         |      |          |             |          |
| 66-81 kW (90-110 PS)                  |             |                |          |       |             |             |                |                   |         |      |          |             |          |
| <b>Eng. XD3 TE</b>                    |             |                |          |       |             |             |                |                   |         |      |          |             |          |
| 88-                                   |             |                |          |       |             |             |                |                   |         |      |          |             |          |
|                                       |             |                |          |       |             |             |                |                   |         |      |          |             |          |
|                                       |             |                |          |       |             |             |                |                   |         |      |          |             |          |
| 505 DT                                |             |                |          |       |             |             |                |                   |         |      |          |             |          |
| 2498 ccm                              |             |                |          |       |             |             |                |                   |         |      |          |             |          |
| 76 kW (104 PS)                        |             |                |          |       |             |             |                |                   |         |      |          |             |          |

| <br><b>MODEL / ENGINE</b>                                  | <b>YEAR</b>  | <br><b>Dia. CYL</b> |  | <br>$\varnothing \times L$ |  | <br><b>SM-REF</b> | <br><b>SM-REF.</b> | <br><b>Piston Dia.</b> | <br><b>SM-REF.</b> | <br><b>SM-REF.</b> |
|--|--------------|---|--|---|--|---|--|--|--|--|
| <b>PEUGEOT DIESEL</b><br><br><b>Eng. 8140.23.3900</b><br>Euro 2<br>Boxer<br>2798 ccm<br>77-85 kW (105-115 PS)                              | 09/01-       | 94,40<br>4  |  |   | 3,00<br>2,00<br>3,00   | <b>792090-00-4</b><br>914 Cr P *<br>911 IF<br>947 EX Nit  | -  | 94,40  | -  | -  |
| <b>Eng. 8140.43S</b><br>Euro 3<br>Boxer Box / Bus 2.8 HDI<br>Boxer Flatbed / Chassis<br>2.8 HDI / 4x4<br>2798 ccm<br>77-85 kW (105-115 PS) | 01-          | 94,40<br>4  | 58,75<br>-<br>-<br>-19,45<br>MØ=39,3<br>87,6                                     | 32<br>x<br>72<br>T  | 2,50<br>2,00<br>2,50   | <b>792091-00-4</b><br>914 Cr *<br>911 IF<br>947 EX Nit S<br><br><b>792091-40-4</b>                | <b>802018-00-1</b><br><br>RT / KK / AK   | 94,40<br><br>94,80   | -<br><br>-   | -<br><br>-   |
| <b>Eng. 8140.63</b><br>Boxer D<br>2798 ccm<br>64 kW (87 PS)  | 99-          | 94,40<br>4  |  |   | 3,00<br>2,00<br>2,50   | <b>792092-00-4</b><br>914 Cr *<br>911 IW U<br>947 EX Nit S  | -  | 94,40  | -  | -  |
| <b>Eng. F30DT</b><br>Euro 4<br>Jumper / Boxer III Hdi<br>2998 ccm<br>115 kW (157 PS)   | 06-          | 95,80<br>4  |  |   | 2,50<br>2,00<br>2,50   | <b>792007-00-4</b><br>914 Cr *<br>911 P *<br>947 EX Cr *  | -  | 95,80  | -  | -  |
| <b>PORSCHE</b><br><br><b>Cayenne / 4S</b><br>Eng. M02.2Y<br>3189 ccm<br>177-184 kW (241-250 PS)  | 03-          | 84,00<br>V6   |  |   | 1,20<br>1,50<br>2,00   | <b>795094-00-6</b><br>910 IF Nit S<br>931 P<br>3PC Cr   | -  | 84,00  | -  | -  |
| <b>Boxster 2.7</b><br><b>Cayman 2.7</b><br>Eng. M 96.22<br>2687 ccm<br>162/180 kW (220/245 PS)   | 99-02<br>06- | 85,50<br>6  |  |   | 1,20<br>1,50<br>2,00   | <b>794415-00-2</b><br>910 Nit S<br>931<br>3PC Nit   | -  | 85,50  | -  | -  |
| <b>Boxster 2.7</b><br><b>Cayman 2.7</b><br>Eng. M 96.23<br>2687 ccm<br>168/180 kW (228/245 PS)   | 02-<br>06-   |   |  |   |  |   |  |  |  |  |
| <b>924 2.0</b><br>Eng. 831<br>1984 ccm<br>92 kW (125 PS)   | 75-85        | 86,50<br>4  |  |   | 2,00<br>2,50<br>5,00   | <b>795027-00-4</b><br>910 Cr *<br>931 P<br>947 EX   | -  | 86,50  | -  | -  |

| MODEL / ENGINE   | YEAR                                       |  Dia.<br>CYL |  KH<br>VT<br>MT |  Ø x L |  |  SM-REF |  SM-REF. |  Piston<br>Dia. |  SM-REF. |  SM-REF. |
|--|--|--|---|---|--|---|--|---|--|--|
| <b>PORSCHE</b>   |  |  |   |   |  |   |  |   |  |  |
| <b>924S / 944</b><br>Eng. M44 02 / 04 / 05 / 07 / 08 / 09<br>Eng. M44 10<br>2479 ccm<br>106-120 kW (144-163 PS)  | 81-88                                      | <b>100,00</b><br>6   |   |   |  | <b>794413-00-1</b><br>1,50 911 P *<br>1,75 931 P *<br>3,00 948 P                        | -  | 100,00  | -  | -  |
| <b>944</b><br>Eng. 2.5<br>2479 ccm<br>162-184 kW (220-250 PS)  | 85-89                                      |  |   |   |  |   |  |   |  |  |
| <b>911 Carrera</b><br><b>911 Turbo</b><br>Eng. M61 01/02 / M64 50<br>3600 ccm<br>184-265 kW (250-360 PS)   | 89-93<br>92-95                             |  |   |   |  |   |  |   |  |  |
| <b>PROTON</b>  |  |  |   |   |  |   |  |   |  |  |
| <b>Compact 1.5</b><br><b>Jumpbuck Pickup 1.5</b><br><b>MPI Hatchback 1.5</b><br><b>Saga Hatchback 1.5</b><br><b>Saga Saloon 1.5 GLE</b><br><b>Wira 1.5</b><br><b>Wira Hatchback 1.5</b><br>1468 ccm<br>64-66 kW (86-90 PS) | 00-<br>02-<br>91-93<br>91-96<br>94-<br>94- | <b>75,50</b><br>4  |   |   |  | <b>798716-00-4</b><br>1,50 910 Cr P *<br>1,50 911 P<br>4,00 3PC Cr P                    | -  | 75,50   | -  | -  |
| <b>Satria 1.5</b><br>Eng. G15B<br>1468 ccm<br>64-66 kW (87-90 PS)  | 96-  |  |   |   |  | <b>798716-50-4</b>  | -  | 76,00   | -  | -  |
| <b>RABA</b>  |  |  |   |   |  |   |  |   |  |  |
| <b>Eng. D 2156</b><br>190 / 216 / 230 / 250 / 255 / 256<br>260 / 280 / 831.03 / IK132 / IK-4/5/6<br>10343 ccm<br>141,5-173 kW (192-235 PS)   | 95-  | <b>121,00</b><br>6   | 94<br>-<br>-48,6<br>162   | 45<br>x<br>102  | 3,50<br>3,00<br>3,00<br>5,50   | <b>793106-00-1</b><br>914 Cr *<br>911 P<br>930 P<br>947 EX Cr                           | <b>803121-00-1</b><br>RT / HA  | 121,00  | <b>953101-1</b><br>A=125,99<br>L=287<br>H=8<br>C=3   | <b>813121-1</b>  |
| <b>Eng. D10 UT 150</b><br>Euro 2<br>IK 280<br>10350 ccm<br>150 kW (204 PS)   | 95-  | <b>121,00</b><br>6   | 94<br>-<br>-24,9<br>155   | 45<br>x<br>102  | 3,50<br>2,00<br>3,50   | <b>793127-00-2</b><br>914 Cr *<br>911 IF Cr<br>947 EX Cr                                | <b>803110-00-1</b><br>RT   | 121,00  | <b>953111-1</b><br>A=125,99<br>L=287<br>H=8,06<br>C=132                                    | <b>813110-1</b>  |
| <b>Eng. D10 UT 150</b><br>Euro 1<br>IK 280<br>10350 ccm<br>150 kW (204 PS)   | 97-  | <b>121,00</b><br>6   | 94<br>-<br>-2,4<br>-28<br>155   | 45<br>x<br>102  | 3,50<br>2,00<br>3,50   | <b>793127-00-2</b><br>914 Cr *<br>911 IF Cr<br>947 EX Cr                                | <b>803111-00-1</b><br>RT   | 121,00  | <b>953111-1</b><br>A=125,99<br>L=287<br>H=8,06<br>C=132                                    | <b>813111-1</b>  |
| <b>Eng. D2356.HM 2 / 9 / 10</b><br><b>Eng. D2356 HMN 2</b><br>250 / 280 / 833 / 836<br>U-26-230<br>10690 ccm<br>169-173 kW (230-235 PS)  | 68-74                                      | <b>123,00</b><br>6   | 94<br>-<br>-50,5<br>162   | 45<br>x<br>102  | 3,50<br>3,00<br>3,00<br>5,50   | <b>793116-00-1</b><br>914 Cr P *<br>911 P<br>930 P<br>947 EX Cr P                       | <b>803123-00-1</b><br>RT / HA  | 123,00  | <b>953123-1</b><br>A=125,99<br>L=287<br>H=8,03<br>C=132                                    | <b>813123-1</b>  |

| MODEL / ENGINE  | YEAR   |  Dia.<br>CYL |  KH<br>VT<br>MT |  GL<br>Ø x L |  1,75<br>2,00<br>3,50 |  SM-REF |  SM-REF. |  Piston<br>Dia. |  SM-REF. |  SM-REF. |
|---|--|--|---|--|---|---|--|---|--|--|
| <b>RENAULT</b>  |  |  |   |  |   |   |  |   |  |  |
| <b>R 4 / R 5 / R 1221</b><br>Eng. 800.01<br>845 ccm<br>25-27 kW (34-37 PS)  |  | <b>58,00</b><br>4  |   |  |   | <b>793815-00-4</b><br>910 IF Cr<br>931 P<br>947 EX P                                    | -  | 58,00   | -  | -  |
| <b>Clio / Twingo</b><br><b>Modus / Kangoo</b><br>Eng. D7F 701-704<br>Eng. D7F 720, 722, 726<br>1149 ccm<br>43-44 kW (58-60 PS)  | 96-  | <b>69,00</b><br>4  | 27,1<br>-<br>-<br>50,5<br>-   | 17,5<br>x<br>54  | 1,50<br>1,50<br>2,50  | <b>793839-00-4</b><br>910 IF Cr S<br>911 P<br>3PC Cr<br><br><b>793839-50-4</b>          | <b>803817-00-1</b>   | 69,00   | -  | -  |
| <b>Clio II 1.2i 16V</b><br><b>Clio III 1.2i 16V</b><br><b>Kangoo 1.2i 16V</b><br><b>Modus 1.2i 16V</b><br><b>Modus 1.2i 16V</b><br><b>Symbol 1.2i 16V</b><br><b>Thalia II 1.2i 16V</b><br><b>Twingo 1.2i 16V</b><br><b>Twingo 1.2i 16V</b><br>Eng. D4F 702 / 704 / 706<br>Eng. D4F 708 / 712 / 714<br>Eng. D4F 716 / 722 / 728<br>Eng. D4F 730 / 740 / 764 / 790<br>Eng. D4F 790<br>1149 ccm<br>55-58 kW (75-80 PS) | 00-07<br>05-<br>00-<br>04-<br>05<br>02-<br>00<br>03- | <b>69,00</b><br>4  | 26,7<br>-<br>-<br>-1<br>44,7<br>-<br>MØ=60<br>-   | 17,5<br>x<br>54  | 1,20<br>1,50<br>2,50  | <b>793823-00-4</b><br>910 IF Cr S<br>911 P<br>3PC Cr<br><br><b>793823-50-4</b>          | <b>803829-00-1</b>   | 69,00   | -  | -  |
| <b>R4 - R10</b><br>R 1132 / 36 / 81<br>Eng. 688 / 01 / 02 / 03 / 10 / 11<br>1108 ccm<br>25-39 kW (34-53 PS)   | 62-  | <b>70,00</b><br>4  | 40<br>-<br>-<br>68  | 18<br>x<br>62  | 1,75<br>2,00<br>3,50  | <b>793806-00-4</b><br>910 IF Cr *<br>931 P<br>947 EX P                                  | -  | 70,00   | -  | -  |
| <b>R5 - R14</b><br><b>R 1170 / 1171</b><br><b>R 1224 / 1330 / 1337</b><br><b>R 2126 / 2136 / 2137</b><br><b>Estafette / Rodeo</b><br>Eng. 810.01 / 02 / 03 / 10 / 19<br>Eng. 810.05 / 06 / 25 / 26<br>1289 ccm<br>26-50 kW (35-68 PS)   | 68-89  | <b>73,00</b><br>4  | 37,5<br>0,2<br>-<br>-<br>62,7   | 20<br>x<br>67  | 1,75<br>2,00<br>4,00  | <b>793807-00-4</b><br>910 Cr *<br>911 P<br>947 EX<br><br><b>793807-50-4</b>             | -  | 73,00   | -  | -  |
| <b>R5 / R6 / R10 / R12</b><br><b>R1170 / R1171 / R1192</b><br><b>R2126 / R2136 / R2137</b><br>Eng. 810 / B7 / C7<br>1289 ccm<br>27-44 kW (37-60 PS)   | 69-80  | <b>73,00</b><br>4  |   |  | 1,75<br>2,00<br>4,00  | <b>793826-00-4</b><br>910 Cr *<br>931 P<br>3PC Cr                                       | -  | 73,00   | -  | -  |
| <b>Twingo 1.2i</b><br><b>Clio 1.2i</b><br><b>Express 1.2i / Rapid 1.2i</b><br>Eng. C3G<br>1239 ccm<br>40 kW (55 PS)   | 93-  | <b>74,00</b><br>4  | 40,05<br>-<br>-<br>61   | 18<br>x<br>62  | 1,50<br>1,75<br>3,00  | <b>793832-00-4</b><br>910 Cr *<br>931 P<br>947 EX Cr<br><br><b>793832-50-4</b>          | -  | 74,00   | -  | -  |





MODEL / ENGINE

YEAR

Dia.  
CYLVT  
MT

Ø x L



SM-REF



SM-REF.

Piston  
Dia.

SM-REF.



SM-REF.

**RENAULT****R 14 1.2**Eng. 129 A 700 / XZ 7 R  
1218 ccm  
77 kW (57-58 PS)

76-83

**75,00**  
41,75  
2,00  
4,00**793817-00-4**  
910 IF Cr S  
931 P  
3PC Cr

-

75,00

-

-

**R 14 1.4**Eng. 150 A 700 / 159 X5 J  
1360 ccm  
44-52 kW (60-71 PS)

79-83

**Rapid / Express 1.4**Eng. E6J 728 / 734 / 738  
Eng. E7J 720 / 724 / 726  
Eng. E7J 728 / 773  
Eng. R7J  
1390 ccm  
43-59 kW (58-80 PS)

91-95

**75,80**  
431,7  
-  
-  
52,6  
-  
-19  
x  
601,20  
1,75  
3,00**793802-00-4**  
910 IF Cr S  
911  
3PC Cr**803846-00-1**

75,80

**953846-1**  
A=80,60  
L=130  
H=91,50  
C=90,20**813846-1****Clio 1.2**Eng. E5F / 710 / 716  
1171 ccm  
40-44 kW (55-60 PS)

90-96

**75,80**  
435,08  
-  
-  
-1,2  
56,4  
-  
-19  
x  
601,20  
1,75  
3,00**793802-00-4**  
910 IF Cr S  
911  
3PC Cr**803847-00-1**

75,80

**953846-1**  
A=80,60  
L=130  
H=91,50  
C=90,20**81-3847-1****R5 / R9 / R11 / R19**Eng. 847 / C1J / C2J / C3J /  
C16 / JJ15 / JL17  
1397 ccm  
43-53 kW (59-72 PS)

78-85

**76,00**  
41,75  
2,00  
4,00**793809-00-4**  
910 IF Cr \*  
931 P  
3PC Cr P

-

76,00

-

-

**R 16 / R 18**Eng. 807 / 821  
1565 ccm  
49-63 kW (66-85 PS)

71-86

**77,00**  
41,75  
2,00  
4,00**793810-00-4**  
910 Cr \*  
931 P  
947 EX P

-

77,00

-

-

**R16 / Alpine A310****R12 (USA)**  
**R17 / R20**  
Eng. 843.01 / 05 / 20  
1647 ccm  
53-72 kW (73-98 PS)

73-79

**79,00**  
41,75  
2,00  
4,00**793818-00-4**  
910 IF Cr \*  
931 P  
947 EX Cr

-

79,00

-

-

**Clio**Eng. K7J  
1390 ccm  
72 kW (98 PS)

99-

**79,50**  
435,83  
-  
-  
-  
58  
-19  
x  
621,50  
1,50  
2,50**793841-00-4**  
910 IF Cr \*  
931 P  
3PC Cr P**803841-00-1**

79,50

-

-

**793841-25-4**

-

79,75

-










-

**793841-50-4****803841-50-1**

80,00

-

-

| MODEL / ENGINE                    | YEAR  | <br>Dia.<br>CYL | <br>VT<br>MT | <br>Ø x L | <br> | <br>SM-REF | <br>SM-REF. | <br>Piston<br>Dia. | <br>SM-REF. | <br>SM-REF. |
|-----------------------------------|-------|---|--|--|--|--|---|--|---|---|
|                                   |       |   |  |  |  |  |   |  |   |   |
| <b>RENAULT</b>                    |       |   |  |  |  |  |   |  |   |   |
| <b>Clio Grandtour 1.4 16V</b>     | 10-   | 79,50   | 4  |  |  | 793841-00-4  | -   | 79,50  | -   | -   |
| <b>Clio II 1.4 16V</b>            | 99-   |   |  |  |  |  |   |  |   |   |
| <b>Clio II 1.4i</b>               | 00-07 |   |  |  |  |  |   |  |   |   |
| <b>Mégane I 1.4 16V</b>           | 99-03 |   |  |  |  |  |   |  |   |   |
| <b>Mégane I Cabriolet 1.4 16V</b> | 99-03 |   |  |  |  |  |   |  |   |   |
| <b>Mégane I Classic 1.4 16V</b>   | 99-03 |   |  |  |  |  |   |  |   |   |
| <b>Mégane I Coach 1.4 16V</b>     | 99-03 |   |  |  |  |  |   |  |   |   |
| <b>Mégane I Grandto. 1.4 16V</b>  | 99-03 |   |  |  |  |  |   |  |   |   |
| <b>Mégane II 1.4 16V</b>          | 02-   |   |  |  |  |  |   |  |   |   |
| <b>Mégane II Estate/Saloon1.4</b> | 03-   |   |  |  |  |  |   |  |   |   |
| <b>Modus / Grand Modus 1.4</b>    | 04-   | 79,50   |  |  |  | 793842-00-4  | -   | 79,50  | -   | -   |
| <b>Scénic II 1.4 16V</b>          | 03-   |   |  |  |  |  |   |  |   |   |
| <b>Scénic I 1.4 16V</b>           | 99-03 |   |  |  |  |  |   |  |   |   |
| <b>Scénic II 1.4 16V</b>          | 03-   |   |  |  |  |  |   |  |   |   |
| <b>Thalia 1.4 16V</b>             | 00-   |   |  |  |  |  |   |  |   |   |
| Eng. K4J 700 / 712-715 / 730      |       |   |  |  |  |  |   |  |   |   |
| Eng. K4J 732 / 740 / 750 / 770    |       |   |  |  |  |  |   |  |   |   |
| Eng. K4J 780 / K4J D 740          |       |   |  |  |  |  |   |  |   |   |
| Eng. K4J 710 / 711 Euro 4         |       |   |  |  |  |  |   |  |   |   |
| 1390 ccm                          |       |   |  |  |  |  |   |  |   |   |
| 60-72 kW (95-98 PS)               |       |   |  |  |  |  |   |  |   |   |
| <b>Clio II 1.6i</b>               | 01-   | 79,50   | 4  |  |  | 793842-00-4  | -   | 79,50  | -   | -   |
| <b>Clio II 1.6 16V</b>            | 98-   |   |  |  |  |  |   |  |   |   |
| <b>Clio II 1.6 Hi-Flex</b>        | 05-10 |   |  |  |  |  |   |  |   |   |
| <b>Mégane I 1.6 16V</b>           | 99-03 |   |  |  |  |  |   |  |   |   |
| <b>Mégane I Cabriolet 1.6 16V</b> | 99-03 |   |  |  |  |  |   |  |   |   |
| <b>Mégane I Classic 1.6 16V</b>   | 99-03 |   |  |  |  |  |   |  |   |   |
| <b>Mégane I Coach 1.6 16V</b>     | 99-03 |   |  |  |  |  |   |  |   |   |
| <b>Mégane I Grandto. 1.6 16V</b>  | 99-03 |   |  |  |  |  |   |  |   |   |
| <b>Mégane I LPG</b>               | 00-02 |   |  |  |  |  |   |  |   |   |
| <b>Mégane Scenic 1.6 16V</b>      | 98-99 |   |  |  |  |  |   |  |   |   |
| <b>Mégane II 1.6 16V</b>          | 02-   |   |  |  |  |  |   |  |   |   |
| <b>Mégane II Coupé-Cabrio</b>     | 03-   |   |  |  |  |  |   |  |   |   |
| <b>Mégane II Estate 1.6</b>       | 03-   |   |  |  |  |  |   |  |   |   |
| <b>Mégane II Estate 1.6 16V</b>   | 06-   |   |  |  |  |  |   |  |   |   |
| <b>Mégane II Saloon 1.6</b>       | 03-   |   |  |  |  |  |   |  |   |   |
| <b>Mégane III Hatchb. 1.6 16V</b> | 08-   |   |  |  |  |  |   |  |   |   |
| <b>Modus / Grand Modus 1.6</b>    | 04-   |   |  |  |  |  |   |  |   |   |
| <b>Kangoo 1.6i</b>                | 01-   |   |  |  |  |  |   |  |   |   |
| <b>Kangoo II 1.6i</b>             | 05-   |   |  |  |  |  |   |  |   |   |
| <b>Kangoo 1.6 16V / 4x4</b>       | 01-   |   |  |  |  |  |   |  |   |   |
| <b>Kangoo Express 1.6 16V</b>     | 01-   |   |  |  |  |  |   |  |   |   |
| <b>Kangoo Express 1.6 16V 4x4</b> | 01-   |   |  |  |  |  |   |  |   |   |
| <b>Laguna 1.6i</b>                | 98-01 |   |  |  |  |  |   |  |   |   |
| <b>Laguna I 1.6 16V</b>           | 97-01 |   |  |  |  |  |   |  |   |   |
| <b>Laguna II 1.6 16V</b>          | 01-   |   |  |  |  |  |   |  |   |   |
| <b>Laguna II Grandto. 1.6 16V</b> | 01-   |   |  |  |  |  |   |  |   |   |
| <b>Logan / Estate 1.6</b>         | 07    |   |  |  |  |  |   |  |   |   |
| <b>Scénic I 1.6 / BiFuel</b>      | 99-01 |   |  |  |  |  |   |  |   |   |
| <b>Thalia II 1.6 16V</b>          | 08-   |   |  |  |  |  |   |  |   |   |
| Eng. K4M 697 / 698 / 700 / 704    |       |   |  |  |  |  |   |  |   |   |
| Eng. K4M 709 / 711 / 714 / 716    |       |   |  |  |  |  |   |  |   |   |
| Eng. K4M 724 / 740 / 743 / 748    |       |   |  |  |  |  |   |  |   |   |
| Eng. K4M 752 / 753 / 760          |       |   |  |  |  |  |   |  |   |   |
| Eng. K4M 744 Euro 4               |       |   |  |  |  |  |   |  |   |   |
| Eng. K4M D 812                    |       |   |  |  |  |  |   |  |   |   |
| 1598 ccm                          |       |   |  |  |  |  |   |  |   |   |
| 66-82 kW (89-111 PS)              |       |   |  |  |  |  |   |  |   |   |

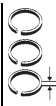


MODEL / ENGINE

YEAR

Dia.  
CYLVT  
MT

Ø x L



100



SM-REF



SM-REF.



Piston

Dia.



SM-REF.



SM-REF.

**RENAULT**

|                                     |       |              |           |    |      |                    |                                     |       |   |   |
|-------------------------------------|-------|--------------|-----------|----|------|--------------------|-------------------------------------|-------|---|---|
| <b>Clio II 1.6</b>                  | 98-   | <b>79,50</b> | 31,7      | 20 |      | <b>793841-00-4</b> | <b>803832-00-1</b> <sup>*NEW*</sup> | 79,50 | - | - |
| <b>Clio III 1.6</b>                 | 05-10 | 4            | -         | x  | 1,50 | 910 IF Cr *        |                                     |       |   |   |
| <b>Duster 1.6</b>                   | 12-   |              | -2,0/-2,0 | 62 | 1,50 | 931 P              |                                     |       |   |   |
| <b>Duster 16V</b>                   | 11-   |              | -1,3      |    | 2,50 | 3PC Cr P           |                                     |       |   |   |
| <b>Duster 1.6 16V 4x4</b>           | 15-   |              | 54,7      |    |      |                    | <b>803832-25-1</b> <sup>*NEW*</sup> | 79,75 | - | - |
| <b>Kangoo 1.6 16V LPG</b>           | 08-   |              | -         |    |      | <b>793841-25-4</b> |                                     |       |   |   |
| <b>Grand Kangoo 1.6 16V LPG</b>     | 08-   |              | Ø=69,50   |    |      |                    | <b>803832-50-1</b> <sup>*NEW*</sup> | 80,00 | - | - |
| <b>Kangoo 1.6</b>                   | 01-   |              | -         |    |      | <b>793841-50-4</b> |                                     |       |   |   |
| <b>Kango 1.6 LPG</b>                | 08-   |              |           |    |      |                    |                                     |       |   |   |
| <b>Laguna I 1.6</b>                 | 97-01 |              |           |    |      |                    |                                     |       |   |   |
| <b>Laguna II 1.6</b>                | 01-   |              |           |    |      |                    |                                     |       |   |   |
| <b>Logan 1.6</b>                    | 07-   |              |           |    |      |                    |                                     |       |   |   |
| <b>Mégane I 1.6</b>                 | 99-03 |              |           |    |      |                    |                                     |       |   |   |
| <b>Mégane II 1.6</b>                | 02-09 |              |           |    |      |                    |                                     |       |   |   |
| <b>Mégane II Grandt. 1.6 LPG</b>    | 06-09 |              |           |    |      |                    |                                     |       |   |   |
| <b>Modus 1.6</b>                    | 04-   |              |           |    |      |                    |                                     |       |   |   |
| <b>Oroch 1.6 16V</b>                | 15-   |              |           |    |      |                    |                                     |       |   |   |
| <b>Sandero 1.6</b>                  | 07-   |              |           |    |      |                    |                                     |       |   |   |
| <b>Sandero / Stepway I 1.6</b>      | 12-   |              |           |    |      |                    |                                     |       |   |   |
| <b>Scenic I 1.6</b>                 | 98-01 |              |           |    |      |                    |                                     |       |   |   |
| <b>Thalia I 1.6</b>                 | 02-   |              |           |    |      |                    |                                     |       |   |   |
| <b>Thalia II 1.6</b>                | 08-   |              |           |    |      |                    |                                     |       |   |   |
| Eng. K4M 616 / 690 / 701 / 706      |       |              |           |    |      |                    |                                     |       |   |   |
| Eng. K4M 708 / 710 / 712 / 720      |       |              |           |    |      |                    |                                     |       |   |   |
| Eng. K4M 730 / 732 / 734 / 736      |       |              |           |    |      |                    |                                     |       |   |   |
| Eng. K4M 742 / 745 / 790 / 830      |       |              |           |    |      |                    |                                     |       |   |   |
| 1598 ccm                            |       |              |           |    |      |                    |                                     |       |   |   |
| 66-82 kW (90-112 PS)                |       |              |           |    |      |                    |                                     |       |   |   |
| <b>R9 / R11 / R21</b>               | 86-   | <b>81,00</b> |           |    |      | <b>793828-00-4</b> | -                                   | 81,00 | - | - |
| <b>R19 / R5</b>                     | 85-   | 4            |           |    | 1,75 | 910 IF Cr *        |                                     |       |   |   |
| Eng. F2N C710                       |       |              |           |    | 2,00 | 911 P              |                                     |       |   |   |
| Eng. F2N A700/704                   |       |              |           |    | 3,00 | 3PC Cr             |                                     |       |   |   |
| Eng. F2N-E708 / F3N-746             |       |              |           |    |      |                    |                                     |       |   |   |
| Eng. F2N-C710                       |       |              |           |    |      |                    |                                     |       |   |   |
| Eng. F2N 700 / 742 / 752 / 753      |       |              |           |    |      |                    |                                     |       |   |   |
| 1721 ccm                            |       |              |           |    |      |                    |                                     |       |   |   |
| 55-80 kW (75-109 PS)                |       |              |           |    |      |                    |                                     |       |   |   |
| <b>Laguna / Estate 1.8</b>          | 95-01 | <b>82,70</b> |           |    |      | <b>793840-00-4</b> | -                                   | 82,70 | - | - |
| <b>Clio 1.8</b>                     | 90-98 | 4            |           |    | 1,50 | 910 IF Cr*         |                                     |       |   |   |
| <b>Clio 1.8 Rsi</b>                 | 93-98 |              |           |    | 1,75 | 911 P              |                                     |       |   |   |
| Eng. F3P 670 / 678 / 710 / 712/ 714 |       |              |           |    | 3,00 | 3PC Cr             |                                     |       |   |   |
| Eng. F3P 720 / 724 / 754 / 755/ 758 |       |              |           |    |      |                    |                                     |       |   |   |
| 1794 ccm                            |       |              |           |    |      |                    |                                     |       |   |   |
| 66-70 kW (89-95 PS)                 |       |              |           |    |      | <b>793840-50-4</b> | -                                   | 83,20 | - | - |
| <b>Laguna / Estate 2.0</b>          | 93-01 |              |           |    |      |                    |                                     |       |   |   |
| <b>Espace Mk III 2.0</b>            | 96-00 |              |           |    |      |                    |                                     |       |   |   |
| Eng. F3R 722 / 723 / 728 / 729      |       |              |           |    |      |                    |                                     |       |   |   |
| 1998 ccm                            |       |              |           |    |      |                    |                                     |       |   |   |
| 70 kW (95-114 PS)                   |       |              |           |    |      |                    |                                     |       |   |   |
| <b>Clio I 2.0</b>                   | 94-98 | <b>82,70</b> |           |    |      | <b>793846-00-4</b> | -                                   | 82,70 | - | - |
| <b>Mégane I 2.0</b>                 | 96-03 | 4            |           |    | 1,20 | 910 IF Nit S       |                                     |       |   |   |
| <b>Sport Spider 2.0</b>             | 95-99 |              |           |    | 1,50 | 931 P              |                                     |       |   |   |
| Eng. F7R 700 / 710 / 714            |       |              |           |    | 2,50 | 3PC Nit            |                                     |       |   |   |
| 1998 ccm                            |       |              |           |    |      |                    |                                     |       |   |   |
| 108-110 kW (147-150 PS)             |       |              |           |    |      |                    |                                     |       |   |   |



MODEL / ENGINE

YEAR



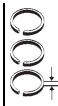
Dia.  
CYL



KH  
GL  
VT  
MT



Ø x L



SM-REF



SM-REF.



SM-REF.



Piston  
Dia.



SM-REF.



SM-REF.

**RENAULT**

|   |  |                            |  |  |                                 |  |   |                         |   |   |
|---|--|----------------------------|--|--|---------------------------------|--|---|-------------------------|---|---|
| <p><b>Laguna I 1.8</b><br/> <b>Laguna II 1.8</b><br/> <b>Mégane I 1.8</b><br/> <b>Scenic I 1.8</b><br/> <b>Trafic II 2.0</b><br/> Eng. F4P 720 / 722 / 771 / 773<br/> Eng. F4P 774 / 775 / 760 / 770<br/> 1783 ccm<br/> 85-89 kW (116-121 PS)</p>   | <p>98-01<br/> 01-<br/> 01-03<br/> 00-03<br/> 01-</p>   | <p><b>82,70</b><br/> 4</p> |  |  | <p>1,20<br/> 1,50<br/> 2,00</p> | <p><b>791143-00-4</b><br/> 910 IF Nit S<br/> 931 P<br/> 3PC Nit<br/> *NEW*<br/> <b>791143-25-4</b></p> | - | <p>82,70<br/> 82,95</p> | - | - |
| <p><b>Laguna / Safrane</b><br/> Eng. N7 Q<br/> 1948 ccm<br/> 102 kW (139 PS)</p>  | <p>95-01</p>   | <p><b>83,00</b><br/> 4</p> |  |  | <p>1,20<br/> 1,50<br/> 2,50</p> | <p><b>793847-00-4</b><br/> 910 IF Nit S<br/> 930 P<br/> 3PC Nit</p>                                    | - | <p>83,00</p>            | - | - |
| <p><b>Safrane 2.4i 20V</b><br/> Eng. N7 U 700 / 701<br/> 2435 ccm<br/> 121 kW (165 PS)</p>  | <p>96-00</p>   | <p><b>83,00</b><br/> 5</p> |  |  | <p>1,20<br/> 1,50<br/> 2,50</p> | <p><b>793848-00-5</b><br/> 910 IF Nit S<br/> 931 P<br/> 3PC Cr</p>                                     | - | <p>83,00</p>            | - | - |
| <p><b>R25</b><br/> Eng. 140.04<br/> 2664 ccm<br/> 104,5 kW (142 PS)</p> <p><b>R30</b><br/> Eng. 144 144.01<br/> 2664 ccm<br/> 92-96,5 kW (125-131 PS)</p>   | <p>78-80<br/> 75-79</p>  | <p><b>88,00</b><br/> 4</p> |  |  | <p>1,50<br/> 2,00<br/> 4,00</p> | <p><b>793707-00-2</b><br/> 910 IF Cr *<br/> 911 IF<br/> 3PC Cr</p>                                     | - | <p>88,00</p>            | - | - |
| <p><b>Espace I 2.0</b><br/> <b>Fuego 2.0</b><br/> <b>R 18 2.0</b><br/> <b>R 20 2.0</b><br/> <b>R 25 2.0</b><br/> <b>Trafic P 862</b><br/> Eng. 829.00 / 829.01 / 829.710<br/> Eng. J5R A7<br/> Eng. J6R 234 / 236 / 706<br/> Eng. J6R 707 / 734<br/> 1995 ccm<br/> 61-85 kW (83-110 PS)</p> <p><b>Espace I 2.2i</b><br/> <b>Espace II 2.2i</b><br/> <b>Master T28 2.2i</b><br/> <b>R 20 2.2</b><br/> <b>R 25 2.2i</b><br/> Eng. 851.700<br/> Eng. J7T 730 / 770 / 772 / 788<br/> 2165 ccm<br/> 67-93 kW (91-126 PS)</p> | <p>84-90<br/> 80-85<br/> 79-85<br/> 77-83<br/> 84-92<br/> 83-<br/> 86-90<br/> 91-96<br/> 94-97<br/> 80-83<br/> 86-90</p> | <p><b>88,00</b><br/> 4</p> |  |  | <p>1,75<br/> 2,00<br/> 4,00</p> | <p><b>793777-00-4</b><br/> 910 IF Cr *<br/> 911 IF P<br/> 947 EX P</p>                                 | - | <p>88,00</p>            | - | - |



MODEL / ENGINE

YEAR

Dia.  
CYL

Ø x L



SM-REF



SM-REF.

Piston  
Dia.

SM-REF.



SM-REF.

**RENAULT****Clio 1.2**Eng. E7 F  
1171 ccm  
44 kW (60 PS)

95-

**88,00**  
41,75  
2,00  
4,00**793733-00-4**  
910 IF Cr \*  
911 IF P  
3PC Cr P

-

88,00

-

-

**Clio / Express / Kangoo R 19**Eng. E6 J / E7 J / R7 J  
1390 ccm  
55-59 kW (75-80 PS)

91-

**Master I Flatbed****Chassis 28-35 2.0****Master I Bus 28-35 2.0****Master I Van 28-35 2.0****Trafic Bus 2.0 / 4x4****Trafic Flatbed****Trafic Van 2.0 / 4x4****Master I Bus 28-35 2.0****Master I Flatbed****Espace 2.0 / i / Quadra****Espace Mk II 2.0****25 2.0****Fuego 2.0 TX/GTX****18 2.0****18 Variable 2.0 /****All-wheel Drive 4x4****21 2.0 / Savanna 2.0****21 Saloon 2.0****25 2.0**Eng. 829 730 / 829 731  
Eng. J5R 716/718/722/726  
Eng. J5R 728

Eng. J6R 234/236/706/707

Eng. J6R 710/712/713/715

Eng. J6R 716 /758-760/762

Eng. J6R 792/793

Eng. J7R 722/723/740

Eng. J7R 746/747/751

Eng. J7R 752/760/768

1995 ccm

57-129 kW (78-175 PS)

82-86

**88,00**  
41,50  
1,75  
3,00**793811-00-4**  
910 IF Cr S  
931 P  
3PC Cr

-

88,00

-

-

**20 2.2****25 2.2****21 2.2 / 4x4****21 Saloon 2.2 / 4x4****21 Savanna 2.2 / 4x4****Espace 2.2 / Quadra****Trafic Bus 2.2 / 4x4****Trafic Van 2.2 / 4x4**

Eng. 851 700

Eng. J7T 706/714/715

Eng. J7T 730-733/754/755

Eng. J7T 770/780

2165 ccm

85 kW-91 kW (95-124 PS)

80-83

84-89

86-94

86-94

86-93

86-90

89-94

1,50  
1,75  
3,00**793821-00-4**  
910 IF Cr S  
931 P  
947 EX Cr P

-

88,00

-

-



MODEL / ENGINE

| YEAR                            | Dia.<br>CYL | KH<br>VT<br>MT | GL<br>Ø x L |      | SM-REF                                 | SM-REF.                         | Piston<br>Dia. | SM-REF.  | SM-REF.  |          |    |
|---------------------------------|-------------|----------------|-------------|------|--|---------------------------------|----------------|----------|----------|----------|----|
| <b>RENAULT DIESEL</b>           |             |                |             |      |  |                                 |                |          |          |          |    |
| <b>Eng. K9K 700 / 702 / 704</b> | 76,00<br>4  | 41,78          | 25          |      | <b>793845-00-4</b>                     | 803830-00-1                     | 76,00          | -        | -        |          |    |
| <b>Eng. K9K 706 / 710 / 712</b> |             | -0,48          | x           | 2,00 | 910 Cr *                               |                                 |                |          |          | RT       |    |
| <b>Eng. K9K 722 / 724 / 728</b> |             | -0,28          | 60          | 2,00 | 931 P                                  |                                 |                |          |          |          |    |
| <b>Eng. K9K 729 / 732 / 750</b> |             | -14            | T           | 2,50 | 947 EX Nit S                           |                                 |                |          |          |          |    |
| <b>Eng. K9K 732 / 750 / 752</b> |             | 66             |             |      | <sup>*NEW*</sup><br><b>793845-25-4</b> | -                               | 76,25          | -        | -        |          |    |
| <b>Eng. K9K 760 / 764 / 766</b> |             | MØ=39,70       |             |      | <b>793845-50-4</b>                     | 803830-50-1                     | 76,50          | -        | -        |          |    |
| Clio II 1.5 DCI                 | 01-         |                |             |      |  |                                 |                |          |          |          |    |
| Clio III 1.5 DCI                | 05-         |                |             |      |  |                                 |                |          |          |          |    |
| Kangoo 1.5 DCI                  | 00-03       |                |             |      |  |                                 |                |          |          |          |    |
| Mégane II 1.5 DCI               | 02-         | 41,8           | 26          |      | <b>793845-00-4</b>                     | 803831-00-1                     | 76,00          | -        | -        |          |    |
| Modus 1.5 DCI                   | 03-         | -0,25          | x           | 2,00 | 910 Cr *                               | RT                              |                |          |          |          |    |
| Thalia II 1.5 DCI               | 01-         | -0,4           | 60          | 2,00 | 931 P                                  |                                 |                |          |          |          |    |
| Scénic II 1.5 DCI               | 03-         | -14            | T           | 2,50 | 947 EX Nit S                           |                                 |                |          |          |          |    |
| 1461 ccm                        |             | 66             |             |      | <sup>*NEW*</sup><br><b>793845-25-4</b> | -                               | 76,25          | -        | -        |          |    |
| 48-78 kW (65-106 PS)            |             | MØ=39,65       |             |      | <b>793845-50-4</b>                     | 803831-50-1                     | 76,50          | -        | -        |          |    |
|                                 |             | MV 2,6         |             |      |  |                                 |                |          |          |          |    |
|                                 |             | 41,7           | 26          |      | <b>793845-00-4</b>                     | <sup>*NEW*</sup><br>803850-00-1 | 76,00          | -        | -        |          |    |
|                                 |             | -              | x           | 2,00 | 910 Cr *                               | RT / KK                         |                |          |          |          |    |
|                                 |             | -0,40/-0,25    | 60          | 2,00 | 931 P                                  |                                 |                |          |          |          |    |
|                                 |             | -13,5          | T           | 2,50 | 947 EX Nit S                           |                                 |                |          |          |          |    |
|                                 |             | 66             |             |      | <sup>*NEW*</sup><br><b>793845-25-4</b> | -                               | 76,25          | -        | -        |          |    |
|                                 |             | -              |             |      | <b>793845-00-4</b>                     | <sup>*NEW*</sup><br>803850-50-1 | 76,50          | -        | -        |          |    |
|                                 |             | MØ=49          |             |      |  |                                 |                |          |          |          |    |
|                                 |             | -              |             |      |  |                                 |                |          |          |          |    |
| <b>Eng. F8M - A700</b>          | 78,00<br>4  | 47,25          | 24          |      | <b>793827-00-4</b>                     | 803805-00-1                     | 78,00          | 953804-4 | 813805-4 |          |    |
| R5 / R9 / R11 / Express         |             | 83-86          | -           | x    | 2,00                                   |                                 |                |          |          | 910 Cr * | AK |
| 1596 ccm                        |             |                | -           | 66,5 | 2,00                                   | 911                             |                |          |          |          |    |
| 40 kW (55 PS)                   |             | -1,5           |             | 3,00 | 947 EX Cr                              |                                 |                | H=4,5    | C=83,4   |          |    |
|                                 |             | 74,5           |             |      | <b>793827-50-4</b>                     | 803805-50-1                     | 78,50          | -        | -        |          |    |
| <b>Eng. F8M - D720 / 730</b>    | 78,00<br>4  | 47,25          | 24          |      | <b>793827-00-4</b>                     | 803806-00-1                     | 78,00          | 953804-4 | 813806-4 |          |    |
| R5 / R9 / R11 / TD Express      |             | 85-            | -           | x    | 2,00                                   |                                 |                |          |          | 910 Cr * | AK |
| 1596 ccm                        |             |                | -           | 66,5 | 2,00                                   | 911                             |                |          |          |          |    |
| 40 kW (55 PS)                   |             | -1,5           |             | 3,00 | 947 EX Cr                              |                                 |                | H=4,5    | C=83,4   |          |    |
|                                 |             | 74,5           |             |      | <b>793827-50-4</b>                     | 803806-50-1                     | 78,50          | -        | -        |          |    |
| <b>Eng. F8Q 630 / 632 / 662</b> | 80,00<br>4  | 42,35          | 24          |      | <b>793722-00-4</b>                     | 803840-00-1                     | 80,00          | -        | -        |          |    |
| Clio                            |             | 91-97          | -           | x    | 2,00                                   |                                 |                |          |          | 910 Cr * | RT |
| Express                         |             | 91-            | -           | 63   | 2,00                                   |                                 |                |          |          | 911 P    |    |
| Kangoo                          |             | 97-99          | -4,5        |      | 3,00                                   | 947 EX Cr                       |                |          |          |          |    |
| Mégane                          |             | 96-99          | 70,5        |      |  |                                 |                |          |          |          |    |
| R 19                            |             | 88-96          |             |      |  | <b>793722-50-4</b>              | 803840-50-1    | 80,50    | -        | -        |    |
| R 21                            | 89-95       |                |             |      |  |                                 |                |          |          |          |    |
| Rapid                           | 96-97       |                |             |      |  |                                 |                |          |          |          |    |
| 1870 ccm                        |             |                |             |      |  |                                 |                |          |          |          |    |
| 40-48 kW (55-65 PS)             |             |                |             |      |  |                                 |                |          |          |          |    |

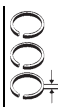


MODEL / ENGINE

YEAR

Dia.  
CYLVT  
MT

Ø x L



SM-REF



SM-REF.

Piston  
Dia.

SM-REF.



SM-REF.

**RENAULT DIESEL****Eng. F8Q 732 / 742**R19 / R21  
Clio  
1870 ccm  
44-48 kW (60-65 PS)89-  
91-**80,00**  
442,5  
-  
-  
-0,7  
67,424  
x  
632,00  
2,00  
3,00**793829-00-4**  
910 Cr \*  
911 IF U  
947 EX Cr**803807-00-1**  
RT

80,00

-

-

**793829-50-4****803807-50-1**

80,50

-

-

**803807-80-1**

80,80

-

-

**803807-10-1**

81,00

-

-

**Eng. F8QT-610 / 740****Eng. 768 / 784 / 785**R19  
Mégane  
1870 ccm  
66-69 kW (90-94 PS)92-  
96-**80,00**  
441,71  
-  
-  
-0,7  
66,6926  
x  
66,52,50  
2,00  
3,00**793834-00-4**  
914 Cr \*  
911 P  
947 EX Cr**803808-00-1**

80,00

-

-

RT / KK / HA

**793834-50-4****803808-50-1**

80,50

-

-

**Eng. F9Q 204 / 260****Eng. F9Q 650 / 664 / 670****Eng. F9Q 674 / 750 / 756****Eng. F9Q 758 / 800**Clio III 1.9 DCI  
Laguna II 1.9 DCI  
Laguna II Grandtour 1.9 DCI  
Mégane II 1.9 DCI  
Mégane Grandtour 1.9 DCI  
Mégane Grandtour II 1.9 DCI  
1870 ccm  
66-92 kW (90-130 PS)05-  
01-  
01-07  
03-09  
99-01  
03-09**80,00**  
447,04  
-  
-0,75/-0,75  
-17,8  
77  
-  
MØ=38  
-28  
x  
60  
T2,50  
2,00  
3,00**793843-00-4**  
910 IF Cr \*  
911 IF U  
947 EX Cr**803818-00-1**

80,00

-

-

RT / KK

**803818-50-1**

80,50

-

-

**Eng. F9Q 710 / 718****Eng. F9Q 730 / 732****Eng. F9Q 734 / 780**Clio / Kangoo / Laguna  
Mégane / Scénic  
1.9 DTI  
1870 ccm  
72-74 kW (98-100 PS)97-05  
97-03**80,00**  
447,06  
-  
-  
-17,8  
77,4  
MØ=3828  
x  
60  
T2,50  
2,00  
3,00**793843-00-4**  
910 IF Cr \*  
911 IF U  
947 EX Cr**803823-00-1**

80,00

-

-

RT / AK

**793843-50-4****803823-50-1**

80,51

-

-

**Eng. F9Q 870 / 872**

Scénic III

Grand Scénic III

Mégane III

Mégane CC

Mégane III Grandtour

1870 ccm

96 kW (131 PS)

09-  
09-  
08-  
10-  
09-**80,00**  
446,96  
-  
-  
-13,27  
70  
-  
MØ=48  
-28  
x  
64  
T2,50  
2,00  
3,00**793843-00-4**  
910 IF Cr \*  
911 IF U  
947 EX Cr**803833-00-1**

80,00

-

-

RT / KK

**793843-50-4****803833-50-1**

80,50

-

-



MODEL / ENGINE

YEAR

Dia.  
CYLVT  
MT

Ø x L



SM-REF



SM-REF.

Piston  
Dia.

SM-REF.



SM-REF.

**RENAULT DIESEL****Eng. F8Q 620**

Mégane I 1.9 Eco

Mégane I Classic 1.9 D

**Eng. F8Q 630**

Clio II Box 1.9 D / Clio Mk II 1.9 D

Kangoo D 65

Kangoo Express D 65 1.9

Thalia 1.9 D

**Eng. F8Q 632**

Clio II Box 1.9 D / Clio Mk II 1.9

Kangoo 1.9 REXD

Kangoo D 65

Kangoo Express 1.9 D

Kangoo Express D 65 1.9

**Eng. F8Q 640**

Extra Van 1.9 D

**Eng. F8Q 662**

Clio II Box 1.9 D

Clio Mk II 1.9 D

Kangoo D 55 1.9 / Express

**Eng. F8Q 706**

1.9 D / Box 1.9 D

Mk II Box 1.9 D

Saloon 1.9 D

**Eng. F8Q 710**

1.9 D / Box 1.9 D

Saloon 1.9 D

Savanna 1.9 D

**Eng. F8Q 722 / 724****Eng. F8Q 774 / 776**

Extra Van 1.9 D

**Eng. F8Q 730/732**

Clio 1.9 D / Clio I Box 1.9 D

**Eng. F8 Q 742**

1.9 D / Box 1.9 D

Mk II 1.9 D / Box 1.9 D

1870 ccm

47-48 kW (64-67 PS)

**Eng. R9M 408 / 413 / 414****Eng. R9M 450 / 452 / 453****Eng. R9M 402 / 404 Euro 5****Eng. R9M 409 Euro 5**

Espace V 1.6 DCI 130 / 160

Fluence 1.6 DCI

Grand Scénic III 1.6 DCI

Grand Scénic IV 1.6 DCI 130 / 160

Kadjar 1.6 DCI 130 / 4x4

Koleos II 1.6 DCI 130

Mégane CC 1.6 DCI

Mégane CC III 1.6 DCI

Mégane IV 130 / 165

Mégane IV Grandt. 1.6 DCI 130/165

Scénic III 1.6 DCI

Scénic IV 1.6 DCI 130 / 160

Talisman 1.6 DCI 130 / 160

Talisman Grandt. 1.6 DCI 130/160

Trafic III 1.6 DCI 90 / 95 / 115 / 120

Trafic III 1.6 DCI 125 / 140 / 145

1598 ccm

70-120 kW (95-163 PS)

80,00

4

44,95

-

-

-1,5

76,95

x

65

2,00

2,00

3,00

793530-00-4

910 Cr \*

911 P

947 EX Cr

793530-50-4

793530-10-4

803501-00-1

RT / HA

803501-50-1

803501-10-1

80,00

80,50

81,00

953510-4

A=83

L=143,5

H=4,5

C=84,9

semi

-

-

-

\*NEW\*

793822-00-4

2,00 913 Nit S PVD

1,75 911 IF U P

2,00 947 EX Nit S

\*NEW\*

793822-50-4

80,00

80,50





MODEL / ENGINE

YEAR

Dia.  
CYLVT  
MT

Ø x L



SM-REF



SM-REF.

Piston  
Dia.

SM-REF.



SM-REF.

**RENAULT DIESEL****Eng. M9R 610 / 615 / 700**

84,00

**793854-00-4**

-

84,00

-

-

**Eng. M9R 721 / 722 / 724**

4

2,50

913 Cr P \*

2,00

931 P

2,00

947 EX Cr \*

**Eng. M9R 722 / 724 / 740****Eng. M9R 742 / 744 / 746****Eng. M9R 746 / 748 / 750****Eng. M9R 760-763 / 782****Eng. M9R 800 / 802 / 809****Eng. M9R 816 / 830 / 832**

Espace IV 2.0 DCI

06-

Grand Scénic II 2.0 DCI

05-

Grand Scénic III 2.0 DCI

09-

Koleos 2.0 DCI / 4x4

08-

Laguna Coupe 2.0 DCI

08-

Laguna II 2.0 DCI

05-

Laguna II Grandtour 2.0 DCI

05-

Laguna III 2.0 DCI

07-

Laguna III Grandtour 2.0 DCI

07-

Mégane CC 2.0 DCI

10-

Mégane II 2.0 DCI

05-

Mégane II Coupé-Cabriolet 2.0 DCI

05-

Mégane II Estate / Saloon 2.0 DCI

05-

Mégane III Coupe /

09-

Grandtour / Hatchback / 2.0 DCI

Scénic II 2.0 DCI

05-

Scénic III 2.0 DCI

09-

Trafic II Box 2.0 DCI 90

06-

Trafic II Box 2.0 DCI 115

Trafic Bus 2.0 DCI 115

Trafic II Platform 2.0 DCI 90

Trafic II Chassis 2.0 DCI 115

Vel Satis 2.0 DCI

05-

1995 ccm

66-132 kW (89-180 PS)

**Eng. M9R 780 / 786 Euro 4****Eng. M9R A 700 Euro 4****Eng. M9R B 721 Euro 4****Eng. M9Ra 742 Euro 4**

Scenic 2.0 CDI

05-

Trafic II 2.0 DCI 115

01-

Trafic II Box 2.0 DCI 90

06-

Trafic II Bus 2.0 DCI 115

Trafic II

Platform/Chassis 2.0 DCI 90/115

06-

1995 ccm

66-110 kW (89-150 PS)

**Eng. M9T 670 / 672 / 676**

85,01

47,88

32

**793804-00-4****803848-00-1**

85,01

-

-

**Eng. M9T 686 / 690 / 692**

4

-

x

2,50

913 Cr \*

**Eng. M9T 694 / 696 / 698**

-

65

2,00

911 IF UP

Euro 4 &amp; 5

-16,2

2,00

947 Nit S

**Eng. M9T 606 / 678 / 680**

76

\*NEW\*

**Eng. M9T 870 / 872 / 876**

-

**793804-25-4**

-

85,25

-

-

**Eng. M9T 880 / 882 / 890**

MØ=50

\*NEW\*

**Eng. M9T 892 / 896 / 898****793804-50-4****803848-50-1**

85,51

-

-

Master III 2.3 DCI 10

10-

Master III 2.3 DCI 100 / 125 / 150

10-

2298 ccm

74-107 kW (101/125/146 PS)

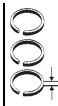


MODEL / ENGINE

YEAR

Dia.  
CYLKH GL  
VT MT

Ø x L



SM-REF



SM-REF.

Piston  
Dia.

SM-REF.



SM-REF.

**RENAULT DIESEL****Eng. J8S Atmo / 852**R21 / R25  
2068 ccm  
65 kW (88 PS)86,00  
42,25  
2,00  
3,00**793808-00-4**  
910 IF Cr \*  
911  
947 EX Nit P

-

86,00

-

-

**Eng. 852.720 / 750  
Eng. 852.A700 / B710  
Eng. J8S.330 / 704**Master  
Nevada  
P1000/1200/1400/323/PA32  
PA93 / R1275 / 1344 / 1354  
R18 / R20 / R21 / R25  
2068 ccm  
47-49,5 kW (64-67 PS)79-  
88-95  
85-86,00  
451  
-  
-3,8  
92,928  
x  
752,00  
2,00  
4,00**793824-00-4**  
910 Cr \*  
911  
947 EX Cr**803824-00-1**  
RT / AK

86,00

**953809-4**  
A=93,6  
L=166  
H=93,05**813824-4****Eng. J8S 708 / 12 / 14**R18TD / R20TD / R21TD  
R25TD / R30TD / Fuego  
Espace TD  
Nevada  
2068 ccm  
62/65,5 kW (85/88 PS)81-  
88-9586,00  
450,99  
-  
-4  
9328  
x  
752,50  
2,50  
4,00**793830-00-4**  
914 Cr \*  
931 P  
947 EX Cr**803809-00-1**

86,00

**953809-4**  
A=93,6  
L=166  
H=93,05**813809-4****Eng. J8 S**Espace / Fuego / Nevada  
R18 / 20 / 25 / 30  
2068 ccm  
62-65,5 kW (85-88 PS)

81-95

86,00  
42,50  
2,50  
3,00**793831-00-4**  
914 Cr \*  
931 P  
947 EX Nit P

-

86,00

-

-

**Eng. G8 T**Espace / Safrane / Laguna  
2188 ccm  
83 kW (113 PS)

96-00

87,00  
43,00  
1,75  
2,50**793844-00-4**  
910 IF Cr \*  
931 P  
947 EX Nit S

-

87,00

-

-

**Eng. G9T 600/605/606/642  
Eng. G9T 642/645/700/702  
Eng. G9T 703/704/706/707  
Eng. G9T 710/712/720/722  
Eng. G9T 742/743/750**Laguna II 2.2 DCI/Sport Tourer  
Vel Satis 2.2 DCI  
Espace Mk III 2.2 DCI  
Espace Mk IV 2.2 DCI  
Avantime 2.2 DCI  
Master II Box 2.2 DCI 90  
Master II Flatbed /Chassis 2.2  
Master II Van 2.2 DCI  
2198 ccm  
66-110 kW (89-150 PS)04-05  
04-  
00-02  
06-  
02-03  
00-87,00  
43,00  
1,75  
2,50**793849-00-4**  
913 Cr \*  
931 P  
947 EX Nit S

-

87,00

-

-

**Eng. G8 T**Espace / Laguna / Safrane  
2188 ccm  
83 kW (113 PS)

96-











87,00  
43,50  
1,75  
2,50**793833-00-4**  
914 Cr \*  
911 IF U P  
947 EX Nit S

-

87,00

-

-

| <br><b>MODEL / ENGINE</b>   | <b>YEAR</b>                          | <br><b>Dia.</b><br><b>CYL</b> | <br><b>VT</b><br><b>MT</b> | <br><b>Ø x L</b> |  | <br><b>SM-REF</b>                     | <br><b>SM-REF.</b> | <br><b>Piston</b><br><b>Dia.</b> | <br><b>SM-REF.</b> | <br><b>SM-REF.</b> |
|---|--------------------------------------|---|--|--|--|---|--|--|--|--|
| <b>RENAULT DIESEL</b><br><br><b>Eng. G8 T</b><br>Espace / Laguna<br>Safrane 2.2D<br>2188 ccm<br>61-62,5 kW (83-85 PS)   | 93-01                                | 87,00<br>4  |  |  | 2,50<br>1,75<br>2,50   | <b>793836-00-4</b><br>910 IF Cr *<br>911 IF U P<br>947 EX Nit S<br><br><b>793836-50-4</b>                             | -<br><br>-   | 87,00<br><br>87,50   | -<br><br>-   | -<br><br>-   |
| <b>Eng. GU 630 / 632 / 650</b><br>Euro 4<br>Trafic II Bus / Flatbed / Van<br>Chassis 2.5 DCI 145<br>Master III Box / Bus / Flatbed<br>Chassis 2.5 DCI 145<br>2464 ccm<br>74-88 kW (101-146 PS)  | 06-<br>06-<br>06-                    | 89,00<br>4  |  |  | 3,00<br>1,75<br>2,50   | <b>793850-00-4</b><br>913 Cr *<br>931 P<br>947 EX Nit S<br><br><b>793850-50-4</b>                                     | -<br><br>-   | 89,00  | -<br><br>-   | -<br><br>-   |
| <b>Eng. G9U 720 / 724</b><br><b>Eng. G9U 730 / 750 / 754</b><br>Euro 3<br>Master II Bus / Flatbed<br>Chassis / Van 2.5 DCI 120<br>Trafic II 2.5 DCI<br>Trafic II Bus / Flatbed<br>Chassis / Van 2.5 DCI 135<br>Master 2.5 DCI<br>Master III Box / Bus / Flatbed<br>Chassis 2.5 DCI 100<br>2463 ccm<br>73-99 kW (99-135 PS)  | 01-<br>03-<br>02-<br>03-<br>03-      | 89,00<br>4  | 53,03<br>-<br>-2,12/-1,69<br>-17,8<br>83,09<br>-<br>MØ=43,2<br>-   | 31<br>x<br>65<br>T   | 2,50<br>1,75<br>2,50   | <b>793851-00-4</b><br>910 IF Cr<br>931 P<br>947 EX Nit S<br><br>*NEW*<br><b>793851-25-4</b><br><br><b>793851-50-4</b> | 803826-00-1<br><br>-<br><br>-  | 89,00<br><br>89,25<br><br>89,50  | -<br><br>-<br><br>-  | -<br><br>-<br><br>-  |
| <b>Eng. 8140 58U / 68U</b><br><b>Eng. S8 U</b><br>Master<br>P1800 / P30D / P35D / P350<br>T1400 / T1800 / T350 / T35D<br>2445 ccm<br>51 kW (69 PS)  | 81-<br>80-<br>80-                    | 93,00<br>4  | 55<br>-<br>-<br>90   | 32<br>x<br>75,2  | 3,00<br>2,00<br>4,00   | <b>792052-00-4</b><br>910 Cr P *<br>931 P<br>947 EX Cr  | 802052-00-1<br><br>RT / HA / AK  | 93,00  | -<br><br>-   | -<br><br>-   |
| <b>Eng. 8140.61.2300</b><br><b>Eng. S8U 730</b><br><b>Eng. S8U 731</b><br><b>Eng. 8140.61.240 (Sofim)</b><br><b>Eng. S8U 720 / S8U 722</b><br><b>Eng. 8140.61.235</b><br><b>Eng. S8U 758</b><br>Master 2.4 D<br>Master I Bus 28-35 2.4 D<br>Master I Flatbed/Chassis 2.5D<br>Master I Van 28-35 2.4 D<br>Master I Flatbed/Chassis 2.4D<br>Master I Van 2.4<br>Trafic Bus 2.5 D / 4 x 4<br>Trafic Flatbed / Chassis 2.5 D<br>Trafic Van 2.5 D<br>2445 ccm<br>51-55 kW (69-75 PS) | -81<br><br>-81<br><br>-81<br><br>-81 | 93,00<br>4  |  |  | 2,00<br>2,00<br>4,00   | <b>792060-00-4</b><br>910 Cr *<br>931 P<br>947 EX Cr  | -<br><br>-   | 93,00  | -<br><br>-   | -<br><br>-   |



MODEL / ENGINE

YEAR

Dia.  
CYLKH GL  
VT MT

Ø x L



3,00



SM-REF



SM-REF.

Piston  
Dia.

SM-REF.



SM-REF.

**RENAULT DIESEL****Eng. 8140 27.2700**B90 / Master  
2499 ccm  
68 kW (92 PS)

90-93

93,00  
458,75  
-  
-  
-18,05  
96,75  
MØ=3832  
x  
783,00  
2,00  
3,00792001-00-4  
914 Cr \*  
911 P  
947 EX Cr

802012-00-1

93,00

-

-

**Eng. 8140.07.2700 / 01****Eng. 8140.07.2701**  
**Eng. 8140.67.2580 E2**Master 2.5 D  
Master B80  
Trafic Bus 2.5 D  
2499 ccm  
55 kW (75 PS)

89-93

89-01

93,00  
43,00  
2,00  
3,00794014-00-4  
914 Cr \*  
931 P  
947 EX Cr

-

93,00

-

-

**Eng. 8140 67.2500****S8 U.750 / 753**  
**S8 W.732 / 742**Master  
2499 ccm  
55 kW (75 PS)

85-94

93,00  
454  
-  
-  
-2,2  
8932  
x  
75,23,00  
2,00  
3,00792002-00-4  
910 Cr P \*  
931 P  
947 EX Cr

802011-00-1

93,00

952001-1  
A=96  
L=167,3  
H=5  
C=98,9  
semi

-

**Eng. 8140.47.2530****Eng. 8140.47.2700**  
**Eng. 8140.47.2721**  
**Eng. 8140.47.2785**Euro 1  
Master 2.5 TD  
2499 ccm  
85 kW (116 PS)

80-

89-98

93,00  
43,00  
2,00  
3,00794014-00-4  
914 Cr \*  
931 P  
947 EX Cr

-

93,00

-

-

**Eng. S9 U 714**Master I Bus / Van 35 2.5 TD  
2499 ccm  
69 kW (93 PS)**Eng. 8140.23.2585****Eng. 8140.43.3700**Euro 2  
B 110 / B 110.45 / Master  
2798 ccm  
76-85 kW (103-115 PS)

96-

94,40  
43,00  
2,00  
3,00792090-00-4  
914 Cr P \*  
911 IF  
947 EX Nit

-

94,40

-

-

**Eng. 8140.43 S****Eng. Sofim Hp 125 TCA**Mascott 130  
2798 ccm  
92 kW (125 PS)

01-04

94,40  
458,75  
-  
-  
-19,45  
MØ=39,3  
87,632  
x  
72  
T2,50  
2,00  
2,50792091-00-4  
914 Cr \*  
911 IF  
947 EX Nit S

802018-00-1

RT / KK / AK

94,40

-

-

792091-40-4

-

94,80

-

-

**Eng. 8140.63**Master  
2798 ccm  
85 kW (115 PS)

96-

94,40  
43,00  
2,00  
2,50792092-00-4  
914 Cr \*  
911 IW U  
947 EX Nit S

-

94,40

-

-



MODEL / ENGINE

YEAR

Dia.  
CYL

58,75

32



3,00



SM-REF



SM-REF.

Piston  
Dia.

SM-REF.



SM-REF.

**RENAULT DIESEL****Eng. 8140.23 / 43**Euro 2  
B 110/B 110.45 / Master  
2798 ccm  
76-85kW (103-115 PS)

96-

94,40  
458,75  
-  
-19,45  
MØ=1932  
x  
72  
T3,00  
2,00  
2,50792092-00-4  
914 Cr \*  
8  
947 EX Nit S802018-00-1  
RT / KK / AK

94,40

-

-

**ROVER****25 1.1****25 1.1 16V****100 Convertible 111****100 Metro 111 C/L/S****200 211**Eng. 11 K2D / 11 K4F  
1120 ccm  
44/55 kW (60/70 PS)99-01  
04-05  
94-97  
90-98  
98-0075,00  
41,00  
1,20  
2,00790622-00-4  
910 Nit S  
931 P  
3PC Nit

-

75,00

-

-

**25 1.4 16V****45 1.4 / Saloon 1.4****100 Convertible 114****100 Metro 114 GTI 16V****100 Metro 114 GTI/GT/S/L****100 Metro 114 GSi****200 Hatchback 214 /Gsi / Si****200 214i / 214 Si****400 414 GSi/Si CAT****400 414 GSi/Si****400 414 / Si****400 Hatchback 414****400 Hatchback 414 Si****Cabriolet 214 1.4i****Streetwise 1.4**Eng. 14 K2A / 14 K2D / 14 K2F  
Eng. 14 K4C / 14 K4D / 14 K4F  
Eng. 14 K4M  
1396 ccm  
55-76 kW (75-105 PS)99-05  
00-05  
94-9  
90-91  
90-98  
94-95  
89-95  
95-00  
93-95  
90-95  
93-99  
96-97  
95-00  
90-99  
03-0575,00  
41,20  
1,50  
3,00\*NEW\*  
790624-00-4  
910 Nit S  
911 P  
3PC Cr P

-

75,00

-

-












**114 / 214 / 414**Eng. 14 K  
1120 ccm**Metro**Eng. 11 K  
1396 ccm





MODEL / ENGINE












| MODEL / ENGINE   | YEAR     | Dia.<br>CYL        | VT<br>MT                             | Ø x L         | SM-REF | SM-REF.                            | Piston<br>Dia.     | SM-REF. | SM-REF. |   |
|--|----------|--------------------|--------------------------------------|---------------|--------|------------------------------------|--------------------|---------|---------|---|
| <b>ROVER</b>   |          |                    |                                      |               |        |                                    |                    |         |         |   |
| <b>25 1.6 16V</b>  | 99-05    | <b>80,00</b>       |                                      |               |        | <b>790623-00-4</b>                 | -                  | 80,00   | -       | - |
| <b>45 1.6 / Saloon 1.6</b>                                   | 00-05    | 4                  |                                      |               | 1,00   | 910 Nit S                          |                    |         |         |   |
| <b>200 216 Si / 400 416 Si</b>                               | 95-00    |                    |                                      |               | 1,20   | 931 P                              |                    |         |         |   |
| <b>400 Hatchback 416 Si</b>                                  | 95-00    |                    |                                      |               | 2,00   | 3PC Nit                            |                    |         |         |   |
| <b>Cabriolet 216 1.6i 16 V</b>                               | 96-99    |                    |                                      |               |        |                                    |                    |         |         |   |
| <b>Coupe 1.6 16V</b>   | 96-99    |                    |                                      |               |        |                                    |                    |         |         |   |
| <b>Streetwise 1.6</b>  | 04-05    |                    |                                      |               |        |                                    |                    |         |         |   |
| Eng. 16 K4F<br>1588 ccm<br>81 kW (110 PS)                    |          |                    |                                      |               |        |                                    |                    |         |         |   |
| <b>25 1.8 16V</b>  | 99-05    |                    |                                      |               |        |                                    |                    |         |         |   |
| <b>45 1.8 / Saloon 1.8</b>                                   | 00-05    |                    |                                      |               |        |                                    |                    |         |         |   |
| <b>75 1.8</b>  | 99-05    |                    |                                      |               |        |                                    |                    |         |         |   |
| <b>75 Tourer 1.8</b>   | 01-05    |                    |                                      |               |        |                                    |                    |         |         |   |
| <b>200 218 K Vi</b>  | 95-00    |                    |                                      |               |        |                                    |                    |         |         |   |
| <b>200 218 Si</b>  | 99-00    |                    |                                      |               |        |                                    |                    |         |         |   |
| <b>400 Tourer 1.8i</b>                                       | 96-98    |                    |                                      |               |        |                                    |                    |         |         |   |
| <b>Streetwise 1.8</b>  | 03-05    |                    |                                      |               |        |                                    |                    |         |         |   |
| <b>Coupe 1.8 16V</b>   | 96-99    |                    |                                      |               |        |                                    |                    |         |         |   |
| Eng. 18 K4F / 18 K4K<br>1796 ccm<br>87-110 kW (118-150 PS)   |          |                    |                                      |               |        |                                    |                    |         |         |   |
| <b>75 2.5 V6</b>   | 01-96-99 | <b>80,00</b><br>V6 |                                      |               |        | <b>790625-00-6</b>                 | -                  | 80,00   | -       | - |
| <b>800 / 825 Si Lux</b>                                      |          |                    |                                      |               | 1,20   | 910 Cr S Fe                        |                    |         |         |   |
| <b>800 Coupe / 825 Si</b>                                    |          |                    |                                      |               | 1,50   | 931 P                              |                    |         |         |   |
| Eng. 25 K4F  |          |                    |                                      |               | 2,50   | 3PC Cr P                           |                    |         |         |   |
| <b>75 2.5 V6</b>   | 99-01    |                    |                                      |               |        |                                    |                    |         |         |   |
| <b>75 Tourer 2.5 V6</b>                                      | 01-      |                    |                                      |               |        |                                    |                    |         |         |   |
| Eng. KV 6<br>2497 ccm<br>129/130 kW (175/177 PS)             |          |                    |                                      |               |        |                                    |                    |         |         |   |
| <b>ROVER DIESEL</b>  |          |                    |                                      |               |        |                                    |                    |         |         |   |
| <b>Eng. TUD5</b>   | 94-98    | <b>77,00</b><br>4  | 40,4<br>-<br>-<br>-1,65<br>66,3<br>- | 23<br>x<br>60 |        | <b>793726-00-4</b>                 | <b>803726-00-1</b> | 77,00   | -       | - |
| 100 115 D<br>1527 ccm<br>42 kW (57 PS)                       |          |                    |                                      |               | 2,00   | 910 Cr *                           |                    |         |         |   |
|  |          |                    |                                      |               | 1,75   | 911 IF U P                         |                    |         |         |   |
|  |          |                    |                                      |               | 3,00   | 947 EX Cr                          |                    |         |         |   |
|  |          |                    |                                      |               |        | <b>793726-40-4</b>                 | <b>803726-40-1</b> | 77,40   | -       | - |
| <b>Eng. 25 6 T</b>   |          | <b>80,00</b><br>6  |                                      |               |        | <b>790659-00-3</b>                 | -                  | 80,00   | -       | - |
| Range Rover II 2.5 TD<br>2497 ccm<br>100-102 kW (136-139 PS) |          |                    |                                      |               | 3,00   | 914 Cr *                           |                    |         |         |   |
|  |          |                    |                                      |               | 1,75   | 931 P                              |                    |         |         |   |
|  |          |                    |                                      |               | 3,00   | 947 EX Cr                          |                    |         |         |   |
| <b>Eng. XUD7 TE</b>  | 91-92-   | <b>80,00</b><br>4  |                                      |               |        | <b>793727-00-4</b>                 | -                  | 80,00   | -       | - |
| 200 / 400 / Tourer<br>218 / 418<br>1769 ccm<br>66 kW (90 PS) |          |                    |                                      |               | 3,00   | 914 Cr *                           |                    |         |         |   |
|  |          |                    |                                      |               | 2,00   | 911 P                              |                    |         |         |   |
|  |          |                    |                                      |               | 3,00   | 947 EX Cr                          |                    |         |         |   |
|  |          |                    |                                      |               |        | <b>*NEW*</b><br><b>793727-50-4</b> | -                  | 80,50   | -       | - |

| <br><b>MODEL / ENGINE</b>   | <b>YEAR</b>        | <br><b>Dia. CYL</b> | <br><b>VT</b><br><br><b>MT</b> | <br><b>Ø x L</b> | <br> | <br><b>SM-REF</b>   | <br><b>SM-REF.</b> | <br><b>Piston Dia.</b> | <br><b>SM-REF.</b> | <br><b>SM-REF.</b> |
|---|--------------------|---|---|---|--|---|--|--|--|--|
| <b>ROVER DIESEL</b><br><br><b>Eng. PE 146</b><br>Rover 2300 / S<br>2350 ccm<br>88,5-92 kW (120-125 PS)<br><br><b>Eng. PE 166</b><br>Rover 2600 S/SE<br>2597 ccm<br>97-101,5 kW (132-138 PS) | 77-86<br><br>77-86 | <b>81,00</b><br>6   |   |   | 1,75<br>1,75<br>3,94   | <b>*NEW*</b><br><b>790609-00-6</b><br>910 IF Cr *<br>931 P<br>3PC Cr  | -  | 81,00  | -  | -  |
| <b>Eng. M 47 R</b><br>75 2.0 CDT<br>75 Tourer 2.0 CDT<br>1950 ccm<br>85 kW (116 PS)   | 99-01-             | <b>84,00</b><br>2   |   |   | 3,00<br>2,00<br>3,00   | <b>790738-00-2</b><br>914 Cr *<br>931 P<br>947 EX Cr P  | -  | 80,00  | -  | -  |
| <b>Eng. XUD9 (47 kW )</b><br>218 D<br>418 D<br>1905 ccm<br>47-52 kW (64-71 PS)  | 92-94<br>91-95     | <b>83,00</b><br>4   |   |   | 2,00<br>2,00<br>3,00   | <b>793723-00-4</b><br>910 Cr P *<br>911 IF U P<br>947 EX Cr P<br><br><b>*NEW*</b><br><b>793723-25-4</b><br><br><b>793723-50-4</b><br><br><b>793723-80-4</b><br><br><b>793723-10-4</b> | -<br><br>-<br>-<br>-<br>-  | 83,00<br><br>83,25<br><br>83,50<br><br>83,80<br><br>84,00  | <b>953702-4</b><br>A=86<br>L=153,5<br>semi   | -<br><br>-<br>-<br>-<br>-  |
| <b>Eng. 244DT (Duratorq)</b><br>Defender Cabrio 2.4 TD4 4x4<br>Defender Pickup 2.4 TD4 4x4<br>Defender Station Wagon 2.4 TD4<br>2402 ccm<br>88 kW (120 PS)                                  | 07-07-07-          | <b>89,90</b><br>4   |   |   | 2,00<br>2,00<br>2,00   | <b>792169-00-4</b><br>910 Nit S<br>931 P<br>947 EX Nit  | -  | 89,90  | -  | -  |
| <b>Eng. HR 492 HI / HAT</b><br>2400 SD Turbo<br>2392 ccm<br>67-84 kW (91-114 PS)  | 82-87              | <b>92,00</b><br>4   |   |   | 2,50<br>2,00<br>4,00   | <b>795202-00-4</b><br>914 Cr *<br>931<br>947 EX Cr  | -  | 92,00  | -  | -  |
| <b>RUGGERINI</b><br><br><b>Eng. RD 200</b>  |                    | <b>85,00</b><br>2   |   |   | 2,00<br>2,00<br>4,00   | <b>794152-00-2</b><br>910 Cr P<br>911 IF<br>948 EX P  | -  | 85,00  | -  | -  |
| <b>Eng. RD / RF / RM 90</b><br>Acme ADN 54<br><b>Eng. RD / RM / RW 120</b><br><b>Eng. RDM 901</b><br><br><b>Eng. RD 210</b><br><b>Eng. D / RW 220</b><br><b>Eng. RDM 902</b>                |                    | <b>90,00</b><br>1<br><br><b>90,00</b><br>2  |   |   | 2,00<br>2,00<br>4,00   | <b>794150-00-1</b><br>910 Cr P *<br>911 P<br>948 EX   | -<br><br>-<br>-  | 90,00  | -<br><br>-<br>-  | -<br><br>-<br>-  |

| <br><b>MODEL / ENGINE</b>   | <b>YEAR</b> | <br><b>Dia.</b><br><b>CYL</b> | <br><b>VT</b><br><b>MT</b> | <br><b>Ø x L</b> |  | <br><b>SM-REF</b> | <br><b>SM-REF.</b> | <br><b>Piston</b><br><b>Dia.</b> | <br><b>SM-REF.</b> | <br><b>SM-REF.</b> |
|---|-------------|---|--|---|--|---|--|--|--|--|
| <b>RUGGERINI</b><br><br><b>Eng. RD 270</b>  |             | <b>95,00</b><br>2   |  |   | 2,50<br>2,50<br>2,50<br>5,50   | <b>794157-00-2</b><br>910 IF Cr<br>911 IF P<br>911 IF P<br>947 EX Cr P                            | -  | 95,00  | -  | -  |
| <b>Eng. CRD / RD 100</b><br><b>Eng. RD 170</b><br><br><b>Eng. CRD 100/2</b><br><b>Eng. RP 320</b>   |             | <b>100,00</b><br>1<br><br><b>100,00</b><br>2  |  |   | 2,50<br>2,50<br>2,50<br>5,00   | <b>794156-00-1</b><br>910 Cr *<br>911 P<br>911 P<br>947 EX Cr                                     | -  | 100,00   | -  | -  |
| <b>RVI</b><br><br><b>Eng. 671</b><br>SG2E / 4N / 4L / SB2F<br>2141 ccm<br>56,5 kW (77 PS)   | 56-69       | <b>88,00</b><br>4   |  |   | 2,00<br>2,00<br>4,50   | <b>794003-00-4</b><br>910 Cr P *<br>911 P<br>947 EX   | -  | 88,00  | -  | -  |
| <b>Eng. XDP 90</b><br>SG 1<br>2112 ccm<br>46 kW (62 PS)   | 73-76       | <b>90,00</b><br>4   |  |   | 2,00<br>2,00<br>2,00<br>4,50   | <b>793708-00-2</b><br>910 Cr P *<br>911 P<br>930 P<br>947 EX Cr P                                 | -  | 90,00  | -  | -  |
| <b>Eng. 8140.61.235 / 200</b><br><b>Eng. 8144.97</b><br>2445 ccm<br>53 kW (72 PS)   | -81         | <b>93,00</b><br>4   |  |   | 2,00<br>2,00<br>4,00   | <b>793741-00-4</b><br>910 Cr *<br>911 P<br>947 EX Cr<br><br><b>793741-50-4</b>                    | -  | 93,00  | -  | -  |
| <b>Eng. 817.01-04</b><br>2600 ccm<br>53-55 kW (72-75 PS)  |             | <b>93,00</b><br>4   |  |   | 2,00<br>2,00<br>4,00   | <b>794010-00-4</b><br>910 Cr *<br>911 P<br>947 EX   | -  | 93,00  | -  | -  |
| <b>Eng. 8140.21.235 IDS</b><br>2445 ccm<br>68-71 kW (92-96 PS)<br><br><b>Eng. 8140.27.2565 / 2582</b><br><b>Eng. 8140.27.2585</b><br>2499 ccm<br>78-92 kW (106-125 PS)  |             | <b>93,00</b><br>4   |  |   | 3,00<br>2,00<br>3,00   | <b>792001-00-4</b><br>914 Cr *<br>911 P<br>947 EX Cr<br><br><b>792001-40-4</b>                    | -  | 93,00  | -  | -  |
| <b>Eng. 8140.07.2585</b><br>Euro 1 & 2<br>2499 ccm<br>55 kW (75 PS)<br><br><b>Eng. 8140.47.2530 IDR</b><br><b>Eng. 8140.07.2585</b><br>Euro 1<br><b>Eng. 8140.47 / B / R / S</b><br>2700..3700 (Sofim)<br><b>Eng. 8140.47</b><br>2499 ccm<br>85 kW (116 PS) | 89-93       | <b>93,00</b><br>4   |  |   | 3,00<br>2,00<br>3,00   | <b>794014-00-4</b><br>914 Cr *<br>931 P<br>947 EX Cr  | -  |  | -  | -  |



| MODEL / ENGINE   | YEAR  |  Dia.<br>CYL |  KH<br>VT<br>MT |  Ø x L |  |  SM-REF   |  SM-REF. |  Piston<br>Dia. |  SM-REF. |  SM-REF. |
|--|-------|--|---|---|--|---|--|---|--|--|
| <b>RVI</b><br><b>Eng. 8140.61.235</b><br><b>Eng. 8144.61.200</b><br><b>Eng. 8144.97</b><br>2445 ccm<br>53 kW (72 PS)   | -81   | 93,00<br>4   |   |   |  | <b>792052-00-4</b><br>3,00 910 Cr P *<br>2,00 931 P<br>4,00 947 EX Cr   | -  | 93,00   | -  | -  |
|  |       |  |   |   |  | <b>794015-00-4</b><br>3,00 910 Cr P *<br>2,00 911 P<br>4,00 947 EX Cr   | -  | 93,00   | -  | -  |
| <b>Eng. 8140.61.235</b><br><b>Eng. 8144.61.200</b><br><b>Eng. 8144.97</b><br>2445 ccm<br>53 kW (72 PS)   | 81-   | 93,00<br>4   |   |   |  | <b>792060-00-4</b><br>2,00 910 Cr *<br>2,00 931 P<br>4,00 947 EX Cr   | -  | 93,00   | -  | -  |
| <b>Eng. 8140.23.2585</b><br><b>Eng. 8140.43.C.2586</b><br><b>Eng. 8140.43.C.3586</b><br><b>Eng. 8140.43.C.3588</b><br>2800 ccm<br>78 kW (106 PS)<br><br><b>Eng. 8140.43.2585</b><br>Euro 2 (Sofim)<br>2800 ccm<br>90 kW (122 PS)<br><br><b>Eng. 8140.43.S.2585</b><br>Euro 2<br><b>Eng. 8140.43.S.3585</b><br>Euro 3<br>2800 ccm<br>92 kW (125 PS) |       | 94,40<br>4   |   |   |  | <b>792090-00-4</b><br>3,00 914 Cr P *<br>2,00 911 IF<br>3,00 947 EX Nit<br><br><b>up to Eng. No.</b><br><b>2572279</b>                      | -  | 94,40   | -  | -  |
|  |       |  |   |   |  | <b>792091-00-4</b><br>2,50 914 Cr *<br>2,00 911 IF<br>2,50 947 EX Nit S<br><br><b>792091-40-4</b><br><b>from Eng. No.</b><br><b>2572280</b> | -  | 94,40   | -  | -  |
| <b>Eng. 712.01-04</b><br><b>Eng. 71208 / 599 LE1</b><br>3017 ccm   |       | 98,00<br>4   |   |   |  | <b>794001-00-4</b><br>3,00 914 Cr P *<br>2,50 911 IW<br>2,50 930<br>4,50 947 EX Cr  | -  | 98,00   | -  | -  |
| <b>Eng. 712.01-04 / 08</b><br>D5T / SG2D3500 / 3800<br>SG2DM3500 / 3800<br>SG2MB35/38 / SG4 / DL / DM<br>SG4 DN / DXL / SM4/5<br>3319 ccm<br>56-65 kW (76-88 PS)   | 68-83 | 98,00<br>4   | 75,38<br>-<br>-36,65<br>119,38  | 36<br>x<br>84   |  | <b>794008-00-4</b><br>3,00 914 Cr P *<br>2,50 911 IW<br>4,50 947 EX Cr  | <b>804008-00-1</b><br><br>RT   | 98,00   | <b>954008-1</b><br>C=111,95<br>L=220,5<br>H=8<br>C=118,9<br>F=0,8                          | -  |
| <b>Eng. AD 4.236</b><br>380K / 560-C / K / LN / EL<br>LE 35 / Stradair 05/10<br>3865 ccm<br>62,5 kW (85 PS)  | 61-78 | 98,48<br>4   |   |   |  | <b>793609-00-2</b><br>2,38 910 IF Cr<br>2,38 910 IW P<br>2,38 910 IW P<br>6,33 947 EX Cr  | -  | 98,48   | -  | -  |



MODEL / ENGINE

YEAR



Dia.  
CYL



Ø x L



SM-REF



SM-REF.



Piston  
Dia.



SM-REF.



SM-REF.

| MODEL / ENGINE  | YEAR  | Dia.<br>CYL  |                                  | Ø x L                | SM-REF   | SM-REF.                      | Piston<br>Dia.       | SM-REF.  | SM-REF.  |
|---|-------|--------------|----------------------------------|----------------------|--|------------------------------|----------------------|--|--|
| <b>RVI</b><br><b>Eng. 6.354 / V</b><br>5800 ccm<br>71-87 kW (97-118 PS)   |       | 98,48<br>6   |                                  |                      | 2,38 910 IF Cr<br>2,38 910 IW P<br>2,38 910 IW P<br>6,33 947 EX Cr<br>6,33 946 P<br><br><b>793620-75-2</b><br><b>793620-10-2</b> | -                            | 98,48                | -  | -  |
| <b>Eng. 800</b><br>Crusair 2AV800<br>3AV800 / PR100<br>6910 ccm<br>125 kW (170 PS)  |       | 100,00<br>V8 |                                  |                      | 2,50 910 Cr *<br>2,50 911 P<br>2,50 911 P<br>5,00 947 EX P   | -                            | 100,00               | -  | -  |
| <b>Eng. 597</b><br>SM 7-F 3000 / F 3500<br>F 4000 / F 4500<br>SM 8-F 3000<br>5278 ccm<br>92,5 kW (126 PS)                           | 67-   | 100,00<br>6  |                                  |                      | 3,00 914 Cr P *<br>2,50 911 P<br>2,50 911 P<br>5,00 947 EX Cr  | -                            | 100,00               | -  | -  |
| <b>Eng. 720.01-03/05/08/12</b><br>90B / IK60 / IK65 / IK75 / SG5<br>SG5C / SM5<br>3593 ccm<br>67,5-73,5 kW (92-100 PS)              | 72-86 | 102,00<br>4  | 75,58<br>-<br>-37,95<br>120,6    | 38<br>x<br>86        | 3,00 914 Cr *<br>2,50 911<br>5,00 947 EX Cr  | <b>804009-00-1</b><br><br>RT | 102,00               | <b>954009-1</b><br>C=114<br>L=220,7<br>H=8<br>F=0,7    | <b>814009-1</b>                                      |
| <b>Eng. 798.00/10/20</b><br>SM 8-TU / JP13T / JR1 / JN75<br>13BUL / JP11 / 130 / 150 / 95130<br>5490 ccm<br>110-113 kW (150-154 PS) |       | 102,00<br>6  |                                  |                      | 3,00 914 Cr *<br>2,50 911<br>2,50 911<br>5,00 947 EX Cr<br><br><b>794011-50-1</b>  | -                            | 102,00<br><br>102,50 | -  | -  |
| <b>Eng. MIDR 06.02.26 D</b><br>C 230 / CLR 230 / G 220<br>G230ti / G230.13 / 15 / 16 / 18<br>M 230<br>6177 ccm<br>166 kW (226 PS)   |       | 102,00<br>6  | 71,23<br>-<br>-20,83<br>108,23   | 42<br>x<br>84        | 3,50 914 Cr *<br>2,50 911<br>4,00 947 EX Cr  | <b>804012-00-1</b><br><br>RT | 102,00               | <b>954012-1</b><br>C=122,5<br>L=218<br>H=8             | <b>814012-2</b><br><br><b>924012-1</b><br>2 x FP 3,0 |
| <b>Eng. DXi 5 160 / 190 / 215</b><br><b>Eng. DXi 5 220 / 360</b><br>Euro 4<br>4761 ccm<br>118-265 kW (160-360 PS)                   |       | 108,00<br>4  | 70,9<br>-<br>-19,6<br>107,8<br>- | 45<br>x<br>85,6<br>T | 3,00 914 IW CCL P *<br>2,00 911 IF U P<br>3,50 947 EX Cr   | <b>805142-00-1</b><br><br>RT | 108,00               | <b>955142-1</b><br>A=118<br>L=228<br>H=8,06<br>C=131,7 | <b>815142-1</b><br><br><b>925107-1</b><br>2 x 3,00*  |
| <b>Eng. DXi 7 240 / 280</b><br><b>Eng. DXi 7 320 / 360</b><br>Euro 4<br>7146 ccm<br>177-265 kW (240-360 PS)                         |       | 108,00<br>6  | MØ=64,61<br>-                    |                      |  |                              |                      |  |  |

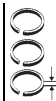


MODEL / ENGINE

YEAR



Dia.  
CYL



SM-REF



SM-REF.



Piston  
Dia.



SM-REF.



SM-REF.

| MODEL / ENGINE   | YEAR                    | Dia.<br>CYL        |   |                    |                              | SM-REF  | SM-REF.                       | Piston<br>Dia. | SM-REF.  | SM-REF.  |
|--|-------------------------|--------------------|---|--------------------|------------------------------|---|-------------------------------|----------------|--|--|
| <b>RVI</b><br><b>Eng. D 0846 HM 42 U</b><br>S-Serie 105<br>S-Serie 45<br>S-Serie 53<br>7030 ccm<br>118 kW (160 PS)   | 83-94<br>80-94<br>80-94 | <b>108,00</b><br>6 |   |                    |                              | -   | -                             | 108,00         | <b>953138-1</b><br>*NEW<br>A=112,99<br>L=254<br>H=5<br>C=118   | -  |
| <b>Eng. MID 06.20.30</b><br><b>Eng. MIDS 06.20.30</b><br><b>Eng. MIDS 06.20.30 B</b><br><b>Eng. MIDS 06.20.30 D/N</b><br>G230.19 / G210.19<br>950 KTB 6S / KB 6S<br>PR12/14 / TB231 / GLR230<br>GF231/ GC231 / PR10<br>8822 ccm<br>153-169 kW (208-230 PS) | 77-88                   | <b>120,00</b><br>6 | 94,3<br>-<br>-1/-0,8<br>-25,21<br>150,8 | 50<br>x<br>97      | 3,25<br>3,00<br>3,00<br>4,00 | <b>790409-00-1</b><br>914 Cr *<br>911<br>931<br>947 EX Cr   | <b>804010-00-1</b><br>RT / AK | 120,00         | <b>954010-1</b><br>C=147<br>L=261<br>H=9,28<br>F=0,82          | <b>814010-2</b><br><b>923820-1</b><br>2 x FP 2,0<br>3 x FP 3,0 |
| <b>Eng. M420 / MDX 16M</b><br><b>Eng. MDX 24 M / 26M</b><br>44M / 44M3 / 46M<br>48M / MDXM<br>6328 ccm<br>88,5 kW (120 PS)   | 57-77                   | <b>120,00</b><br>4 | 90,1<br>-<br>-<br>-44,8<br>147          | 45<br>x<br>100     | 3,25<br>3,00<br>3,00<br>6,00 | <b>790407-00-1</b><br>914 Cr *<br>911<br>931<br>947 EX Cr   | <b>803815-00-1</b><br>RT      | 120,00         | <b>953815-1</b><br>C=149<br>L=275<br>H=10,05<br>F=0,9          | <b>813815-1</b>  |
| <b>Eng. M520 / MDU 24M</b><br>44M / 44M3 / 45M<br>MDU 46M3 / MDUMK<br>MDZ<br>7917 ccm<br>111 kW (151 PS)   | 57-77                   | <b>120,00</b><br>5 |   |                    |                              |   |                               |                |  |  |
| <b>Eng. M620.2</b><br>9500 ccm<br>132,5 kW (180 PS)  | 57-77                   | <b>120,00</b><br>6 |   |                    |                              |   |                               |                |  |  |
| <b>Eng. MID 06.20.30 C</b><br><b>Eng. MIP 06.20.30</b><br>8822 ccm<br>136-158 kW (185-215 PS)  | 75-87<br>75-87          | <b>120,00</b><br>6 | 74,45<br>-<br>-<br>-24,7<br>130,95      | 41,972<br>x<br>100 | 3,25<br>3,00<br>4,00         | <b>790418-00-1</b><br>914 Cr *<br>911 IF Cr<br>947 EX Cr    | <b>803819-00-1</b><br>RT      | 120,00         | <b>953819-1</b><br>A=135<br>L=241<br>H=9,28<br>C=147<br>F=0,82 | <b>813819-2</b><br><b>923820-1</b><br>2 x FP 2,0<br>3 x FP 3,0 |
|  |                         |                    |   |                    | 3,25<br>3,00<br>4,00         | <b>790410-00-1</b><br>914 Cr *<br>911<br>947 EX Cr          | -                             | 120,00         | -  | -  |
|  |                         |                    |   |                    | 3,00<br>3,00<br>4,00         | <b>790405-00-1</b><br>914 IF Cr *<br>911 IF Cr<br>947 EX Cr | -                             | 120,00         | -  | -  |
|  |                         |                    |   |                    | 3,00<br>3,00<br>4,00         | <b>790408-00-1</b><br>914 IF Cr *<br>911<br>947 EX Cr       | -                             | 120,00         | -  | -  |

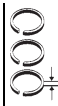


MODEL / ENGINE

YEAR

Dia.  
CYLKH GL  
VT BU  
MT

Ø x L



SM-REF



SM-REF.

Piston  
Dia.

SM-REF.



SM-REF.

**RVI****Eng. MIDR 06.20.45**B / B3 / DD / D3 / D41  
E / E 2 / E41 / H / M41 / B  
Euro 1  
9839 ccm  
195-250 kW (261-340 PS)

82-98

**120,00**  
683,8  
-  
-0,8/-1,1  
-23  
134,8  
MØ=7050  
x  
97,43,50  
3,00  
4,00**790421-00-1**  
914 Cr P \*  
911  
947 EX Cr**804015-00-1**  
RT

120,00

-

-

**Eng. MIDR 06.20.30 A****Eng. MIDR 06.20.45 A/2**  
**Eng. MIHR 06.20.45 A41** Eu.2  
**Eng. MIPR 06.20.45 / A**  
**Eng. MIPR 06.20.45 B3** Eu. 1  
**Eng. MIPR 06.20.45 C3** Eu. 1  
**Eng. MIPR 06.20.45 E**C 290  
C 300  
FR 1  
G 290 / 300 / 320  
G 260  
G 280  
PER 180  
PR 100  
PR 100  
PR 112 / 118  
PR 180  
PR 180  
R 332  
Tracer  
9839 ccm  
152-265 kW ( 207-360 PS)95-  
92-  
95-  
95-  
82-89  
82-93  
95-  
92-95  
95-  
96-  
91-  
92-94  
96-03  
96-**120,00**  
683,8  
-  
-0,8/-1,1  
-23,3  
134,8  
MØ=7450  
x  
97,43,50  
3,00  
4,00**790421-00-1**  
914 Cr P \*  
911  
947 EX Cr**803810-00-1**  
RT / AK

120,00

**953810-1**  
A=135  
L=261  
H=9,35  
C=147,30**813813-2**  
**923810-1**  
2 x FP 2,0  
3 x FP 4,0**953814-1**  
A=135  
L=257  
H=9,36  
C=147,5  
F=0,75**923820-1**  
2xFP 2,0  
3xFP 3,0**Eng. MID 06.20.30**  
**Eng. MIDS 06.20.30 B/D**  
**Eng. MIDS 06.20.30 N**  
**Eng. MIPS 06.20.30**TB 231/T  
8820 ccm  
104-169 kW (141-230 PS)**Eng. MIDS 06.20.30**G 230 SP  
8821 ccm  
169 kW (230 PS)120,00  
6

-

-

3,25  
3,00  
3,00  
4,00**790433-00-1**  
914 Cr \*  
911 IF Cr  
911  
947 EX Cr

-

120,00

-

-










**Eng. MIDR 06.20.45**Agora Citybus  
C 300 / G 270  
DG 290  
G 290  
G 300  
G 340  
Kerax 300 / 340  
Maxter 300 / 340  
PR 180 / R 340  
Premium 300 / 340  
R 312  
9839 ccm  
188-249 kW (298-338 PS)96-  
92-  
86-88  
85-89  
90-  
90-92  
97-  
96-  
91-  
96  
86-93**120,00**  
683,8  
-  
-1,0/-0,8  
-24,08  
134,8  
-  
MØ=7450  
x  
97,43,50  
3,00  
4,00**793147-00-1**  
914 Cr P \*  
911 IF Cr  
947 EX Cr**803814-00-1**  
RT










120,00

-

-

**Eng. MIDS 06.20.45**PR 180  
R 312  
9839 ccm  
152-169 kW (207-230 PS)84-89  
86-93

| MODEL / ENGINE  | YEAR               |  Dia.<br>CYL |  KH<br>VT<br>MT |  GL<br>BU |  Ø x L |  SM-REF |  SM-REF. |  Piston<br>Dia. |  SM-REF. |  SM-REF. |
|---|--------------------|--|---|---|--|---|---|---|--|--|
| <b>RVI</b>  |                    |  |   |   |  |   |   |   |  |  |
| <b>Eng. D 2156</b><br>HM / HMN / MGN / MY / MNY<br>MYN / HNY / HM2 / HM3<br>E7/110/125/SM200/240/HAT<br>SM32.240 / 21.240 / JM200.2<br>SH280TU / SH36.280TU<br>10343 ccm<br>141-169 kW (192-230 PS)           | 66-75<br><br>68-78 | <b>121,00</b><br>6   | 94<br>-<br>-<br>-48,6<br>162  | 45<br>x<br>102  | 3,50<br>3,00<br>3,00<br>5,50   | <b>793106-00-1</b><br>914 Cr *<br>911 P<br>930 P<br>947 EX Cr                           | <b>803121-00-1</b><br><br>RT / HA   | 121,00  | <b>953101-1</b><br>A=125,99<br>L=287<br>H=8<br>C=132                                       | <b>813121-1</b>  |
| <b>Eng. D 2356</b><br>HM6 DK / HMN5<br>SM260 / SM260 HAT<br>SM260 MT / 260 V / E7<br>10690 ccm<br>169 kW (230 PS)   | 74-80              | <b>123,00</b><br>6   | 94<br>-<br>-50,5<br>162   | 45<br>x<br>102  | 3,50<br>3,00<br>3,00<br>5,50   | <b>793116-00-1</b><br>914 Cr P *<br>911 P<br>930 P<br>947 EX Cr P                       | <b>803123-00-1</b><br><br>RT / HA   | 123,00  | <b>953123-1</b><br>A=125,99<br>L=287<br>H=8,03<br>C=132                                    | <b>813123-1</b>  |
| <b>Eng. MIDR 06.23.56</b><br>Built-in motor<br>Kerax<br>11160 ccm<br>294 kW (400 PS)  |                    | <b>123,00</b><br>6   | 78,3<br>-<br>-0,9<br>-24,1<br>120,3<br>-<br>MØ=75<br>-  | 22<br>x<br>97,4   | 3,50<br>3,00<br>4,00   | <b>790430-00-1</b><br>914 IW Cr *<br>911 IF Cr<br>947 EX Cr                             | <b>803821-00-1</b><br><br>RT  | 123,00  | <b>953817-1</b><br>A=135<br>L=257<br>H=9,35<br>C=147<br>F=0,75                             | <b>813822-2</b><br>Vi=2/1/1<br><b>923802-1</b><br>2 x FP 2,0<br>1 x FP 5,5<br>1 x FP 5,5   |
|   |                    |  |   |   | 3,50<br>3,00<br>4,00   | <b>790431-00-1</b><br>914 Cr P *<br>911 IF Cr<br>947 EX Cr                              | -   | 123,00  | -  | -  |
| <b>Eng. DXi 11</b><br>330 / 370.18 /26<br>10800 ccm<br>272-331 kW (370-450 PS)  | 05-                | <b>123,00</b><br>6   | 78,4<br>-<br>-1/-1<br>-16,9<br>114,4<br>-<br>MØ=83,60<br>-                                      | 54<br>x<br>73<br>T  | 3,50<br>2,50<br>3,00   | <b>790419-00-1</b><br>914 IF CCL S<br>911 IF U Nit S<br>947 EX Nit S                    | <b>803849-00-1</b>  | 123,01  | <b>953813-1</b><br>A=139<br>L=249,5<br>H=11,20<br>C=148,96<br>F=0,85                       | <b>813849-1</b><br><br><b>925109-1</b><br>1 x EP 2,4<br>1 x EP 5,0<br>1 x FP 5,0           |
| <b>Eng. DXi 11</b><br>Premium 2 Distr. / Route<br>Premium 2 Lander<br>Kerax<br>10800 ccm<br>246-328 kW (335-446 PS)   | 05-<br>06-<br>05-  | <b>123,00</b><br>6   |   |   | 3,00<br>2,50<br>3,00   | <b>790432-00-1</b><br>914 IF Cr *<br>911 IF U P<br>947 EX Nit S                         | -   | 123,00  | -  | -  |
| <b>Eng. MIDR 06.24.65</b><br><b>Eng. MIDR 06.24.65 A/42</b><br><b>Eng. MIDR 06.24.65 B/42</b><br><b>Eng. MIDR 06.24.65 C/42</b><br>AE 390.18/19/26<br>AE 430.18/19/26<br>12000 ccm<br>287-316 kW (390-430 PS) | -96<br>-96         | <b>123,85</b><br>6   |   |   | 3,16<br>2,39<br>4,75   | <b>790429-00-1</b><br>914 Cr P *<br>911 IF Cr P<br>947 EX Cr P                          | -   | 123,85  | -  | -  |

| MODEL / ENGINE   | YEAR       | <br>Dia.<br>CYL | <br>VT<br>MT | <br>Ø x L | <br> | <br>SM-REF | <br>SM-REF. | <br>Piston<br>Dia. | <br>SM-REF. | <br>SM-REF. |
|--|------------|---|--|--|--|--|---|--|---|---|
|  |            |   |  |  |  |  |   |  |   |   |
| <b>RVI</b><br><br><b>Eng. D 2565 M</b><br>9510 ccm<br>92-141 kW (125-192 PS)<br><br><b>Eng. D 2566 MXF</b><br>11407 ccm<br>125-177 kW (170-240 PS)   | 73-        | <b>125,00</b><br>5  |  |  |  | <b>793107-00-1</b><br>3,00 914 Cr *<br>3,00 911 P<br>5,00 947 EX Cr                        | -   | 125,00   | -   | -   |
|  | 76-        | <b>125,00</b><br>6  |  |  |  | <b>793119-00-1</b><br>3,00 914 Cr<br>3,00 931 P<br>5,00 947 EX Cr                          | -   | 125,00   | -   | -   |
| <b>Eng. DXi 12-440</b><br><b>Eng. DXi 12-480</b><br>Magnum AE 440<br>Magnum AE 480<br>Euro 3<br>12100 ccm<br>338-353 kW (440-480 PS)   | 05-<br>05- | <b>131,01</b><br>6  | 87,4<br>-<br>-17,2<br>129,4<br>MØ=89   | 55<br>x<br>107   | 4,00<br>3,00<br>4,00   | <b>795142-00-1</b><br>914 IF Cr *<br>911 IF U<br>947 EX Cr                                 | <b>805141-00-1</b><br><br>PSK   | 131,01   | <b>955134-1</b><br>A=144<br>L=272,8<br>H=11,2<br>C=159,6<br>F=0,9                             | <b>815141-2</b><br><br><b>925133-1</b><br>1 x FP 2,40<br>1 x FP 5,70<br>2 x EP 5,70           |
|  |            |   |  |  |  |  |   |  |   |   |
| <b>Eng. DXi 13 Euro 5</b><br>Magnum<br>12800 ccm<br>382 kW (520 PS)  | 10-        | <b>131,00</b><br>6  |  |  |  | <b>795161-00-1</b><br>914 IF Nit PVD S<br>911 IF Nit U S<br>947 EX Nit S                   | -   | 131,00   | -   | -   |
| <b>Eng. DXi 13 440</b><br><b>Eng. DXi 13 460</b><br>Kerax 460<br>Magnum AE 460<br><b>Eng. DXi 13 480</b><br>Kerax 480<br>Magnum AE 480<br><b>Eng. DXi 13 500</b><br>Kerax 500<br>Magnum AE 500<br><b>Eng. DXi 13 520</b><br>Kerax 520<br>Magnum AE 520<br>Euro 4/5<br>12800 ccm<br>324-383 kW (440-520 PS) | 09-        | <b>131,00</b><br>6  |  |  |  | <b>795161-00-1</b><br>914 IF Nit PVD S<br>911 IF Nit U S<br>947 EX Nit S                   | -   | 131,00   | <sup>*NEW</sup><br><b>955162-1</b><br>A=143,85<br>L=261,7<br>H=11,2<br>C=159,55<br>F=1,2      | -   |
|  | 09-        |   |  |  |  |  |   |  |   |   |
|  | 09-        |   |  |  |  |  |   |  |   |   |
|  | 90-92      |   |  |  |  |  |   |  |   |   |
| 09-  |            |   |  |  |  |  |   |  |   |   |
| <b>Eng. MIVS 08.35.30</b><br>GR350 / GRH / TR / TRH<br>14886 ccm<br>262 kW (356 PS)  |            | <b>135,00</b><br>V8   |  |  |  | <b>790412-00-1</b><br>3,50 914 Cr *<br>3,00 911<br>3,00 931<br>4,00 947 EX Cr              | -   | 135,00   | -   | -   |
| <b>Eng. MDR 06.35.40</b><br><b>Eng. MDS 06.35.40</b><br><b>Eng. MS 635 T</b><br>TRH310 / 305 / GRH305<br>GR305 / GBH280N / GR280EL<br>GR280L/N / TLR280M3<br>TR280 / PX28<br>12024 ccm<br>191-224 kW (260-305 PS)  | 74-83      | <b>135,00</b><br>6  | 90,3<br>-<br>-0,8<br>-40,9<br>170,2  | 50<br>x<br>115,2   | 3,50<br>3,00<br>3,00<br>6,00   | <b>790411-00-1</b><br>914 Cr *<br>911<br>931<br>947 EX Cr                                  | <b>800411-00-1</b><br><br>RT  | 135,00   | <b>953821-1</b><br>A=143<br>L=286<br>H=7<br>C=147   | <b>810411-1</b>   |



MODEL / ENGINE

YEAR

Dia.  
CYL90,3  
-  
-0,8  
-29,02  
170,250  
x  
1123,50  
3,00  
4,00

SM-REF



SM-REF.

Piston  
Dia.

SM-REF.



SM-REF.

**RVI****Eng. MIDR 06.35.40 / C**PX 30 / Series 305  
Series 310  
12024 ccm  
226 kW (307 PS)79-  
79-**135,00**  
690,3  
-  
-0,8  
-29,02  
170,250  
x  
1123,50  
3,00  
4,00**790425-00-1**  
914 Cr \*  
911 Cr  
947 EX Cr**803820-00-1**  
RT

135,00

**953811-1**  
A=143  
L=286  
H=7,3  
C=149**813821-1****953821-1**  
A=143  
L=286  
H=7  
C=147**813820-1****Eng. MIVS 08.35.30**  
**Eng. MIDR 06.35.40 / C**  
**Eng. MIDR 08.35.30**20137 / 2015  
R360/T / GR350 / TR350  
R370 / R310T / R390/R420  
14886 ccm  
262-268 kW (356-365 PS)78-84  
84-  
79-**135,00**  
V8  
V690,3  
-  
-0,8  
-29,02  
170,250  
x  
1123,50  
3,00  
4,00**790417-00-1**  
914 Cr \*  
911  
947 EX Cr

-

135,00

-

-

3,50  
3,00  
4,00**790425-00-1**  
914 Cr \*  
911 Cr  
947 EX Cr

-

135,00

-

-

**Eng. MIDR 06.35.40 J3**  
**Eng. MIDR 06.35.40 M3**  
**Eng. MIDR 06.35.40 N3**12024 ccm  
235-305 kW (320-415 PS)96-  
96-  
96-**135,00**  
690,4  
-  
-  
-21,8  
149,455  
x  
108  
NB4,00  
3,00  
4,00**790420-00-1**  
914 Cr \*  
911  
947 EX Cr**803811-00-1**  
RT

135,00

**953812-1**  
A=143  
L=288  
H=7,59  
C=149  
F=1,02**813811-1**4,00  
3,00  
4,00**790422-00-1**  
914 Cr \*  
911 Cr  
947 EX Cr

-

135,00

-

-

**Eng. MIDR 06.35.40 G2**  
**Eng. MIDR 06.35.40 H2**12024 ccm  
255-275 kW (346-374 PS)87-95  
87-95**135,00**  
690,3  
0,8  
-  
-25,93  
170,255  
x  
1124,00  
3,00  
4,00**790422-00-1**  
914 Cr \*  
911 Cr  
947 EX Cr**800412-00-1**  
RT / AK

135,00

**953812-1**  
A=143  
L=288  
H=7,59  
C=149  
F=1,02**810412-1****953811-1**  
A=143  
L=286  
H=7,3  
C=149**813814-1****Eng. MIDR 06.35.40 J1**  
**Eng. MIDR 06.35.40 L1**12024 ccm  
283/309 kW (385/420 PS)96-  
96-**135,00**  
690,4  
-  
-  
-24  
149,455  
x  
108  
NB4,00  
3,00  
4,00**790420-00-1**  
914 Cr \*  
911  
947 EX Cr**803812-00-1**

135,00

**953812-1**  
A=143  
L=287,6  
H=7,58  
C=149  
F=1,02

-

4,00  
3,00  
4,00**790422-00-1**  
914 Cr \*  
911 Cr  
947 EX Cr

-

135,00

-

-

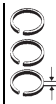


MODEL / ENGINE

YEAR

Dia.  
CYLKH GL  
VT BU  
MT

Ø x L



Ø x L



SM-REF



SM-REF.

Piston  
Dia.

SM-REF.



SM-REF.

**RVI****Eng. MIDR 06.35.40****Eng. MIDS 06.35.40**

12024 ccm

206 kW (280 PS)

82-

82-

**135,00**

6

90,3

-

-0,8

29,12

170,2

55

x

112

3,50

3,00

6,00

**790413-00-1**

914 Cr \*

911

947 EX Cr

**803813-00-1**

RT / AK

135,00

**953821-1**

A=143

L=286

H=7

C=147

-

**953811-1**

A=143

L=286

H=7,3

C=149

**813810-1****SAAB****9-3 1.8i 16V**

Eng. Z 18 XE

1796 ccm

90-92 kW (122-125 PS)

04-

**80,50**

4

1,20

1,20

2,00

**793549-00-4**

910 Nit S

931 P

3PC Nit

-

80,50

-

-

**793549-50-4**

-

81,00

-

-

**9-3**

Eng. B207 R

1998 ccm

154 kW (210 PS)

02-

**86,00**

4

1,20

1,50

2,50

**793562-00-4**

910 Nit S

931 P

3PC Cr

-

86,00

-

-

**793562-50-4**

-

**9000 3.0 -24 V6 CD/CDE****9000 Hatchback 3.0**

Eng. B308 I

2962 ccm

155 kW (211 PS)

94-98

**86,00**

4

1,50

1,50

3,00

**793535-00-4**

910 IF Nit S

931 P

3PC Cr P

-

86,00

-

-

**793535-50-4**

-

**SAAB DIESEL****Eng. Z 19 DTH****Eng. Z 19 DTJ**

9-3

1910 ccm

88-110 kW (120-150 PS)

-98

**82,00**

4

2,00

2,00

2,00

**793569-00-4**

910 Cr \*

911 IF U P

947 EX Nit S

-

82,00

-

-

**Eng. Z 19 DT**

9-3 1.9 TID

1910 ccm

88 kW (120 PS)

04-

**82,00**

4

46,5

-

-0,5

-17,5

72,5

-

MØ=37,5

-

26

x

61

2,00

2,00

2,00

**792098-00-4**

910 Cr \*

931 P

947 EX Nit S

**802023-00-1**

RT

82,00

-

-

**792098-40-4****802023-40-1**

82,40

-

-





MODEL / ENGINE

YEAR



Dia.  
CYL



VT  
MT



Ø x L



SM-REF.



SM-REF.



SM-REF.



Piston  
Dia.



SM-REF.



SM-REF.

**SAAB DIESEL**

**Eng. A 20 DTH Euro 5**  
**Eng. A 20 DTR Euro 5**

9-5 2.0 TiD  
9-5 2.0 TTiD  
9-5 2.0 TTiD XWD  
1956 ccm  
118/140 kW (160/190 PS)

10-  
10-  
10-

**83,00**  
4

1,50  
1,50  
2,00

**793509-00-4**  
910 CCLP \*  
931 P  
947 EX Cr \*

-  
-  
-

83,00  
-  
83,40

-  
-  
-

-  
-  
-

**Eng. D223 L**

9-3 2.2 TiD / 9-5 2.2 TiD  
9-3 2.2 TiD  
9-5 Estate 2.2 TiD  
2171 ccm  
85-92 kW (115-125 PS)

98-02  
02-  
02-

**84,00**  
4

1,75  
1,75  
3,00

**793555-00-4**  
910 IF Cr \*  
931 P  
947 EX Cr

-  
-  
-

84,00  
-  
-

-  
-  
-

-  
-  
-

**Eng. X 22DTR**

9-3 2.2 TD  
2172 ccm  
92 kW (125 PS)

00-

**84,00**  
4

2,50  
1,75  
3,00

**793567-00-4**  
910 Nit S  
931 P  
947 EX Cr P

-  
-  
-

84,00  
-  
-

-  
-  
-

-  
-  
-

**Eng. X 22 DTH**

9-3 2.2 TiD  
2171 ccm  
85 kW (115 PS)

98-00

**84,00**  
4

2,50  
1,75  
3,00

**793554-00-6**  
910 IF Nit S  
931 P  
3PC Cr

-  
-  
-

86,00  
-  
-

-  
-  
-

-  
-  
-

**9000 CD**  
**7 9-5 3.0 V6t SE**

Eng. X30 XE  
2962 ccm  
147 kW (200 PS)

**86,00**  
V6

1,50  
1,50  
3,00

**794506-00-1**  
910 IF Cr  
911 IF  
911 IF  
947 EX Cr

-  
-  
-

95,00  
-  
-

-  
-  
-

-  
-  
-

**SAME**

**Eng. 953**

Tractor Delfino / Miniauto

**95,00**  
2/3

2,50  
2,50  
2,50  
5,50

**794504-00-1**  
910 IF Cr  
911 IW  
930  
947 EX Cr

-  
-  
-

98,00  
-  
-

-  
-  
-

-  
-  
-

**Eng. 982 / 983 / 984**  
**Eng. 983 / 985 / 986 L**

Tractor Sirenetta /  
Delfino 35 / Aurora 45 /  
Corsaro 70 / Dargo / Falcon /  
Vigneron / Panther /  
Panther 90 / Tiger Six 105 /  
Corsaro 70 SY / Same 047 /  
3619 - 4524 ccm

**98,00**  
2 - 6

2,50  
2,50  
2,50  
5,50

**794508-00-1**  
910 Cr \*  
911 P  
931 P  
947 EX Cr  
948

-  
-  
-

100,00  
-  
-

-  
-  
-

-  
-  
-

**Eng.**  
Italia 35

68

**100,00**  
2

2,50  
2,50

**794508-00-1**  
910 Cr \*  
911 P  
931 P  
947 EX Cr  
948

-  
-

100,00  
-  
-











-  
-










-  
-











**Eng.**  
Italia 70

**100,00**  
4

2,50  
5,00  
5,00

| <br><b>MODEL / ENGINE</b>  | <b>YEAR</b> | <br><b>Dia.</b><br><b>CYL</b> | <br>KH GL<br>VT BU<br>MT | <br>Ø x L |  | <br><b>SM-REF</b> | <br><b>SM-REF.</b> | <br><b>Piston</b><br><b>Dia.</b> | <br><b>SM-REF.</b> | <br><b>SM-REF.</b> |
|--|-------------|---|--|--|--|---|--|--|--|--|
| <b>SAME</b><br><br><b>Tractor / Panther</b><br><b>Tiger Six / Corsaro</b><br><b>Condor</b>   |             | <b>100,00</b><br>2-6  |  |  |  | <b>794510-00-1</b><br>2,50 910 Cr *<br>2,50 911 P<br>2,50 931<br>5,00 947 EX Cr                   | -  | 100,00   | -  | -  |
| <b>Eng. 105.3 / 105.4</b><br>3166 / 4156 ccm<br>43-62 kW (58-84 PS)<br><b>Eng. 105.6</b><br>6234 ccm<br>85-107 kW (115-145 PS)   | 79-         | <b>105,00</b><br>3 / 4  |  |  |  | <b>794501-00-1</b><br>2,50 910 IF Cr *<br>2,50 911<br>2,50 931 P<br>5,00 947 EX Cr<br>5,00 946 P  | -  | 105,00   | -  | -  |
| <b>Eng. 105.4 PT</b><br>4156 ccm<br>55-62 kW (75-84 PS)<br><b>Eng. 105.6 PT</b><br>6234 ccm<br>85-107 kW (115-145 PS)  |             | <b>105,00</b><br>4  |  |  |  | <b>794502-00-1</b><br>2,50 910 IF Cr *<br>2,50 931 P<br>5,00 947 Cr P                             | -  | 105,00   | -  | -  |
| <b>Eng. 1053 P</b><br>Taurus 60 E/C<br>Vigneron 60 / Minotaurus 60/F<br>3116 ccm<br>43-46 kW (58-63 PS)<br><br><b>Eng. 1054 P</b><br>Centurion / 75 S/E<br>Mercury 85 S/E / Leopard C<br>4156 ccm<br>55-62 kW (75-84 PS)<br><br><b>Eng. 1055 P</b><br>Jaguar 100 E<br>5195 ccm<br>69-74 kW (94-100 PS)<br><br><b>Eng. 1056 P</b><br>Drago 120 / Trident 130 E<br>Laser 130 / Buffalo 130<br>6234 ccm<br>85-107 kW (115-145 PS) | 79-         | <b>105,00</b><br>3  |  |  |  | <b>794505-00-1</b><br>2,50 910 IF Cr *<br>2,50 911<br>2,50 931 P<br>5,00 947 EX Cr                | -  | 105,00   | -  | -  |
| <b>Eng. 1054 P</b><br>Centurion / 75 S/E<br>Mercury 85 S/E / Leopard C<br>4156 ccm<br>55-62 kW (75-84 PS)  | 79-         | <b>105,00</b><br>4  |  |  |  | <b>794505-50-1</b>  | -  | 105,50   | -  | -  |
| <b>Eng. 1055 P</b><br>Jaguar 100 E<br>5195 ccm<br>69-74 kW (94-100 PS)   | 79-         | <b>105,00</b><br>5  |  |  |  |   |  |  |  |  |
| <b>Eng. 1056 P</b><br>Drago 120 / Trident 130 E<br>Laser 130 / Buffalo 130<br>6234 ccm<br>85-107 kW (115-145 PS)   | 79-         | <b>105,00</b><br>6  |  |  |  |   |  |  |  |  |
| <b>Eng. 1000.3 AT</b><br>Traktor / Gamma-Media   |             | <b>105,00</b><br>3  |  |  |  | <b>794503-00-1</b><br>3,00 910 IW U Cr*<br>2,50 911   | -  | 105,00   | -  | -  |
| <b>Eng. 1000.4 / 6 AT</b>  |             | <b>105,00</b><br>4 / 6  |  |  |  | 4,00 947 EX Cr  |  |  |  |  |
| <b>Eng. 1000.3 WT/AT/W/A</b>   |             | <b>105,00</b><br>3  |  |  |  | <b>794512-00-1</b><br>3,00 910 IW U Cr*<br>2,50 910 IF Cr P *                                     | -  | 105,00   | -  | -  |
| <b>Eng. 1000.4 WT/AT/W/A</b>   |             | <b>105,00</b><br>4  |  |  |  | 4,00 947 EX Cr  |  |  |  |  |
| <b>Eng. 1000.6 WT/AT/A</b>   |             | <b>105,00</b><br>6  |  |  |  |   |  |  |  |  |

| MODEL / ENGINE  | YEAR  | <br>Dia.<br>CYL | <br>VT<br>MT | <br>Ø x L |  | <br>SM-REF | <br>SM-REF. | <br>Piston<br>Dia. | <br>SM-REF. | <br>SM-REF. |
|---|-------|---|--|--|--|--|---|--|---|---|
|   |       |   |  |  |  |  |   |  |   |   |
| <b>SAME</b>   |       |   |  |  |  |  |   |  |   |   |
| Tractor DA 12 / 18  |       | 110,00<br>1   |  |  | 3,00<br>3,00   | <b>794509-00-1</b><br>910 Cr<br>911 P  | -   | 110,00   | -   | -   |
| Tractor DA 25 / 30  |       | 110,00<br>2   |  |  | 3,00<br>6,00<br>6,00   | 930 P<br>946 P<br>946 P  |   |  |   |   |
| Tractor DA 38 / 47  |       | 110,00<br>3   |  |  |  |  |   |  |   |   |
| Tractor DA 55 / 67  |       | 110,00<br>4   |  |  |  |  |   |  |   |   |
| Eng. H 496 / H 5116   |       | 110,00<br>4   |  |  | 3,00<br>3,00   | <b>794507-00-2</b><br>910 Cr<br>911  | -   | 110,00   | -   | -   |
| Eng. H 6136   |       | 110,00<br>6   |  |  | 6,00   | 947 EX Cr P  |   |  |   |   |
| <b>SCANIA</b>   |       |   |  |  |  |  |   |  |   |   |
| Eng. D 5 / DS 5<br>5191 ccm<br>81-96 kW (110-131 PS)  |       | 115,00<br>4 / 6   |  |  | 3,00<br>3,00<br>3,00<br>6,00<br>6,00   | <b>793903-00-1</b><br>910 Cr<br>910 IF P<br>910 IF P<br>947 P<br>946 P                     | -   | 115,00   | -   | -   |
| Eng. D 8<br>G82 / L80 / L81 / L85 / L86<br>LB80 / LB81 / LB85 / LB86<br>P82 / T82<br>7800 ccm                         |       | 115,00<br>6   |  |  | 2,38<br>2,38<br>2,38<br>4,74   | <b>793909-00-2</b><br>910 Cr *<br>911<br>911<br>947 EX Cr                                  | -   | 115,00   | -   | -   |
| Eng. DS 8<br>7800 ccm   |       |   |  |  |  |  |   |  |   |   |
| Eng. DSJ 8<br>7786 ccm<br>120/153 kW (163/208 PS)   |       |   |  |  |  |  |   |  |   |   |
| Eng. D 8.05 / 06<br>Eng. DS 8.01<br>L80S / LB80S / L81S<br>L85S / LB85S / L86S<br>7800 ccm<br>140-170 kW (190-231 PS) | 74-87 | 115,00<br>6   | 96,1<br>-<br>-<br>-18,1<br>150,1   | 46<br>x<br>96<br>T   | 2,38<br>2,38<br>4,74   | <b>793912-00-1</b><br>910 Cr *<br>911<br>947 EX Cr   | <b>803901-00-1</b><br>RT  | 115,00   | <b>953901-1</b><br>A=130<br>L=270,5<br>H=8,2<br>C=137,3<br>F=0,8                              | <b>813901-2</b><br><b>923905-1</b><br>3 x FP 4,0  |
| Eng. DSJ 8.01<br>82<br>7800 ccm<br>170 kW (231 PS)  | 82-87 |   |  |  |  |  |   |  |   |   |
| Eng. DN 9.01<br>Serie 92<br>8724 ccm<br>150-162 kW (204-220 PS)   | 85-92 | 115,00<br>6   | 87,4<br>-<br>-22,15<br>139,4   | 50<br>x<br>92<br>T   | 2,38<br>2,38<br>4,74   | <b>793912-00-1</b><br>910 Cr *<br>911<br>947 EX Cr   | <b>803902-00-1</b><br>RT  | 115,00   | <b>953901-1</b><br>A=130<br>L=270,5<br>H=8,2<br>C=137,3<br>F=0,8                              | <b>813902-2</b><br><b>923905-1</b><br>3 x FP 4,0  |

| <br><b>MODEL / ENGINE</b>   | <b>YEAR</b>                               | <br><b>Dia.</b><br><b>CYL</b> | <br><b>VT</b><br><b>MT</b> | <br><b>Ø x L</b> |  | <br><b>SM-REF</b> | <br><b>SM-REF.</b> | <br><b>Piston</b><br><b>Dia.</b> | <br><b>SM-REF.</b> | <br><b>SM-REF.</b> |
|---|---|---|--|--|--|---|--|--|--|--|
| <b>SCANIA</b>   |   |   |  |  |  |   |  |  |  |  |
| <b>Eng. DS 9.01</b><br>82 / 93<br><b>Eng. DSC 9.01/02</b><br>D92 / P92 / R92 / T92<br>8724 ccm<br>180-207 kW (245-282 PS)   | 85-87<br>85-                              | <b>115,00</b><br>6  | 87,4<br>-<br>-2,4<br>-22,15<br>139,4   | 50<br>x<br>92<br>T   | 3,16<br>2,38<br>4,74   | <b>793913-00-1</b><br>914 IW Cr *<br>931<br>947 EX Cr   | <b>803903-00-1</b><br><br>RT   | 115,00   | <b>953903-1</b><br>A=128<br>L=265,5<br>H=10,3<br>C=140,7<br>F=0,8                                    | <b>813903-2</b><br><br><b>923906-1</b><br>1 x FP 10,7<br>2 x FP 4,0                                  |
| <b>Eng. DS 9 / DS 9.06</b><br><b>Eng. DS 9.01/02</b><br><b>Eng. DSC 9 / 9.01 / 9.02</b><br><b>Eng. DS 9.05</b><br><b>Eng. DS 9.08</b><br><b>Eng. DSC 9.07 Euro 1</b><br><b>Eng. DSC 9.10 Euro 1</b><br><b>Eng. DSC 9.08 Euro 1</b><br><b>Eng. DSC 9.09 Euro 1</b><br>F93 / G93 / P93 / R93 / T93<br>G92 / P92 / R92 / T92<br>G93 / P93 / R93 / T93<br>F93 / G93 / P93 / R93 / T93<br>G93 / K93 / P93 / R93 / T93<br>8476 ccm<br>155-202 kW (211-283 PS) | 88-91<br>85-98<br>88-97<br>88-97<br>87-01 | <b>115,00</b><br>6  | 87,4<br>-<br>-2,4<br>-20,23<br>139,4   | 50<br>x<br>92<br>T   | 3,16<br>2,38<br>4,74   | <b>793913-00-1</b><br>914 IW Cr *<br>931<br>947 EX Cr   | <b>803904-00-1</b><br><br>RT   | 115,00   | <b>953903-1</b><br>A=128<br>L=265,5<br>H=10,3<br>C=140,7<br>F=0,8                                    | <b>813908-2</b><br><br><b>923906-1</b><br>1 x FP 10,7<br>2 x FP 4,0                                  |
| <b>Eng. DS 9.05 / 06 / 08</b><br>Serie 93<br>8471 ccm<br>155-185 kW (211-252 PS)  | 87-                                       | <b>115,00</b><br>6  | 87,4<br>-<br>-2,4<br>-20,23<br>139,4   | 50<br>x<br>92<br>T   | 3,16<br>2,38<br>4,74   | <b>793913-00-1</b><br>914 IW Cr *<br>931<br>947 EX Cr   | <b>803904-00-1</b><br><br>RT   | 115,00   | <b>953901-1</b><br>A=130<br>L=270,5<br>H=8,2<br>C=137,3<br>F=0,8                                     | <b>813905-2</b><br><br><b>923905-1</b><br>3 x FP 4,0   |
| <b>Eng. DS 9.05 / 06 / 08</b><br>8471 ccm<br>155-185 kW<br><br><b>Eng. DSC 902 - 9 44</b><br>8724 ccm<br>180-207 kW   | 87-                                       | <b>115,00</b><br>2  |  |  | 3,16<br>2,38<br>3,50   | <b>793926-00-2</b><br>914 IW Cr *<br>931<br>947 EX Cr   | -  | 115,00   | -  | -  |
| <b>Eng. DC 9 Euro 3</b><br>K94<br>8974 ccm<br><br><b>Eng. DC 9.01 /02 /03 /04</b><br><b>Eng. DC 9.05/06 Euro 3</b><br>OmniCity<br>OmniLink<br>L94 / P94 / R94 / T94<br>8974 ccm<br>169-221 kW (230-300 PS)  | 97-99<br><br>02-<br>05<br>96-04           | <b>115,00</b><br>6  |  |  | 3,16<br>2,38<br>3,50   | <b>793926-00-2</b><br>914 IW Cr *<br>931<br>947 EX Cr   | -  | 115,00   | <b>953911-1</b><br>A=127,70<br>L=257,50<br>H=8,30<br>C=140,76<br>F=0,80                              | -  |
| <b>Eng. DSC 9.11 / 12 / 13</b><br><b>Eng. DSC 9.15 Euro 2</b><br>CL94 / CN94 / F94<br>K94 / L94 / N94<br>P94 / R94 / T94<br>8974 ccm<br>162-221 kW (220-300 PS)   | 97-02<br>96-04                            |   |  |  |  |   |  |  |  |  |



MODEL / ENGINE

YEAR

Dia.  
CYL

Ø x L



SM-REF



SM-REF.

Piston  
Dia.

SM-REF.



SM-REF.

**SCANIA****Eng. D 11**L 110 / LS 110 / LB 110  
L140 / LB 140 / LBS 140  
11000 ccm127,00  
62,38 910 Cr \*  
2,38 911 IW P  
2,38 911 IW P  
4,74 947 EX Cr P

793904-00-1

-

127,00

-

-

**Eng. DS 11**

11000 ccm

**Eng. D 14**

14200 ccm

**Eng. DS 14**14200 ccm  
148,5-275 kW (202-375 PS)127,00  
V8127,00  
V8**Eng. DS 11**L76  
L / LB / LBS / LBT / LS / LT  
11000 ccm  
202 kW (275 PS)

66-

127,00  
698,5  
-  
-2,5  
-26,8  
16647  
x  
1082,38 910 Cr \*  
2,38 911 IW P  
2,38 911 IW P  
6,33 947 EX Cr

793908-00-1

803906-00-1

RT

127,00

953905-1  
A=140  
L=291  
H=8  
C=153,8  
F=0,8813906-2  
923904-1  
2 x FP 4,0  
1 x FP 11,0**Eng. D11**

L76 / B76 / CF76 / CR76

**Eng. DS 11**

L76

**Eng. DS 11**L / LS / LB / LBS110  
11000 ccm  
143-202 kW (195-275 PS)

62-

62-65

67-73

127,00  
698,5  
-  
-26,8  
16647  
x  
1082,38 910 Cr \*  
2,38 911 IW P  
2,38 911 IW P  
6,33 947 EX Cr

793908-00-1

803905-00-1

RT

127,00

953905-1  
A=140  
L=291  
H=8  
C=153,8  
F=0,8813914-2  
923904-1  
2 x FP 4,0  
1 x FP 11,0**Eng. D11 / DN 11.01**L/LB 110  
L / LB / LS / LBS111 / SBA111  
T112 E / H  
11000 ccm  
149/153 kW (203/208 PS)

73-75

75-81

127,00  
698,76  
-  
-0,5  
-27,06  
156,2650  
x  
108  
T2,38 910 Cr \*  
2,38 911 IW P  
4,74 947 EX Cr P

793907-00-1

803907-00-1

RT

127,00

953907-1  
A=140  
L=291  
H=7,9  
C=153,7  
F=0,8813907-2  
923901-1  
1 x T 0,3  
3 x FP 4,0**Eng. DS 11.01****Eng. DSI 11.01****Eng. DS 11.01 / 02 / 14****Eng. DS 11.15 / 18****Eng. DSC 11.01 / 2****Eng. DSC 11.04 / 11**11018 ccm  
202-245 kW (275-333 PS)**Eng. L05**11000 ccm  
206-245 kW (280-333 PS)

73-75

73-75

75-88

75-88

75-88

75-88

75-88

98,76  
-  
-2,9  
-27,06  
156,2650  
x  
108  
T

803911-00-1

RT / AK

127,00

953910-1  
A=140  
L=291  
H=7,9  
C=153,8  
F=0,8813911-2  
923901-1  
1 x T 0,3  
3 x FP 4,0**Eng. D 11**LA 75 / LS 75 / LT 75  
10260 ccm127,00  
63,16 910 Cr  
3,16 911 P  
3,16 911 P  
6,33 947 EX Cr P  
6,33 946 P\*NEW\*  
793911-00-1

-

127,00

-

-



MODEL / ENGINE

| YEAR  | <br>Dia.<br>CYL              | <br>VT<br>MT | <br>KH<br>GL                                 | <br>Ø x L           | <br>3,50<br>2,38<br>4,74     | <br>SM-REF   | <br>SM-REF.                        | <br>Piston<br>Dia. | <br>SM-REF.  | <br>SM-REF.  |
|---|------------------------------|--------------|--|---------------------|------------------------------|--|------------------------------------|--------------------|--|--|
| <b>SCANIA</b>   |                              |              |  |                     |                              |  |                                    |                    |  |  |
| <b>Eng. DS 11.34 / 73</b><br><b>Eng. DSC 11.12-18</b><br>Serie 113<br>11015 ccm<br>230-265 kW (313-360 PS)  | 87-                          | 127,00<br>6  | 98,76<br>-<br>-2,96<br>-24,5<br>156,26       | 50<br>x<br>108<br>T | 3,50<br>2,38<br>4,74         | <b>793925-00-1</b><br>914 IW Cr P *<br>911 IW P<br>947 EX Cr P             | <b>803910-00-1</b><br><br>RT       | 127,00             | <b>953910-1</b><br>A=140<br>L=291<br>H=7,9<br>C=153,8<br>F=0,8             | <b>813910-2</b><br><br><b>923901-1</b><br>1 x T 0,3<br>3 x FP 4,0                |
| <b>Eng. DSC 11.22 / 70</b><br><b>DTC 11.01 / 02</b><br>11015 ccm<br>235-280 kW (320-381 PS)   | 94-<br>94-                   | 127,00<br>6  | 98,76<br>-<br>-2,96<br>-16,52<br>156,26      | 50<br>x<br>108<br>T | 3,50<br>2,38<br>4,74         | <b>793925-00-1</b><br>914 IW Cr P *<br>911 IW P<br>947 EX Cr P             | <b>803914-00-1</b><br>RT / HA / KK | 127,00             | <b>953914-1</b><br>A=140<br>L=291<br>H=7,9<br>C=153,8<br>F=0,8<br>R=11,50  | <b>813916-2</b><br><br><b>923901-1</b><br>1 x T 0,3<br>3 x FP 4,0                |
|   |                              |              |  |                     |                              |  |                                    |                    | <b>953915-1</b><br>A=140<br>L=291<br>H=7,92<br>C=153,86<br>F=0,8<br>R=12,5 | <b>813915-2</b><br><br><b>923903-1</b><br>1 x T 0,3<br>1 x FP 10,8<br>2 x FP 4,0 |
| <b>Eng. DS 11.75</b><br><b>Eng. DSC 11.21</b><br><b>Eng. DSC 11.23 / 35</b><br><b>Eng. DSC 11.36 / 71</b><br>11018 ccm<br>235-266 kW (320-362 PS)   | 91-<br>91-<br>91-<br>91-     | 127,00<br>6  | 98,76<br>-<br>-2,96<br>-16,52<br>156,26      | 50<br>x<br>108<br>T | 3,50<br>2,38<br>4,74         | <b>793925-00-1</b><br>914 IW Cr P *<br>911 IW P<br>947 EX Cr P             | <b>803916-00-1</b><br><br>RT / AK  | 127,00             | <b>953914-1</b><br>A=140<br>L=291<br>H=7,9<br>C=153,8<br>F=0,8<br>R=11,50  | <b>813918-2</b><br><br><b>923901-1</b><br>1 x T 0,3<br>3 x FP 4,0                |
| <b>Eng. DS 11.41</b><br>Case Tractors (USA)<br>Stationary Engine<br>Engine no. ...5247392<br>11018 ccm  | 78-88<br>78-88               | 127,00<br>6  | 98,76<br>-<br>-2,9<br>-24,41<br>156,26       | 50<br>x<br>108<br>T | 3,16<br>2,38<br>2,38<br>4,74 | <b>793916-00-1</b><br>914 IW Cr P *<br>911 IW P<br>911 IW P<br>947 EX Cr P | <b>803917-00-1</b><br><br>RT / AK  | 127,00             | <b>953910-1</b><br>A=140<br>L=291<br>H=7,9<br>C=153,8<br>F=0,8             | <b>813917-2</b><br><br><b>923901-1</b><br>1 x T 0,3<br>3 x FP 4,0                |
| <b>Eng. DC 12.01 / 2 / 3</b><br><b>Eng. DC 12.09 / 14</b><br><b>Eng. DT 12.02 / 8</b><br>Century<br>124 K/P/R/T<br>420 P/R/T<br>Euro 3  | 95-04<br>00-<br>95-02<br>04- | 127,00<br>6  | 85,21<br>-<br>-<br>-22,15<br>125,21<br>MØ=78 | 54<br>x<br>106<br>T | 3,50<br>2,38<br>3,50         | <b>793923-00-1</b><br>914 IW Cr P *<br>911 IW P<br>947 EX Cr P             | <b>803918-00-1</b><br><br>PSK      | 127,00             | <b>953916-1</b><br>A=139<br>L=271,1<br>H=194,27<br>C=150                   | <b>813920-2</b><br><br><b>923916-1</b><br>1 x FP 2,50<br>1 x FP 4,00             |
| <b>Eng. DC 12.46 / 47 / 48</b><br><b>Eng. DC 12.50 / 57</b><br><b>Eng. DI 12.49 / 54 / 56</b><br><b>Eng. DSC 12.01 / 2/3/5</b><br>124 K/P/R/T<br>Euro 2<br>11716 ccm<br>243-346 kW (330-470 PS) | 06-<br>06-<br>95-04          |              |  |                     |                              |  |                                    |                    | <b>953906-1</b><br>A=140<br>L=271,1<br>H=194,27<br>C=151                   | <b>813922-2</b><br><br><b>923908-1</b><br>1 x 3,50*<br>1 x 4,00*                 |
| <b>Eng. DC 16.01 / 3 / 4</b><br>Euro 3<br><b>Eng. DC 16.40 / 41</b><br>Euro 2<br><b>Eng. DC 16.42 / 43 / 45</b><br>Euro 3<br>15600 ccm<br>294-427 kW (400-580 PS)                               |                              |              |  |                     |                              |  |                                    |                    |  |  |



MODEL / ENGINE

YEAR

Dia.  
CYLKH  
GL  
VT  
MT  
BU

Ø x L



Ø x L



SM-REF



SM-REF.

Piston  
Dia.

SM-REF.



SM-REF.

**SCANIA****Eng. DC 16.05 / 6 / 8**Euro 4  
R560 / R620  
R500

98-02

**127,00**  
V885,21  
-  
-  
-22,95  
125,21  
MØ=88,4154  
x  
106  
T3,50  
2,38  
3,50**793923-00-1**  
914 IW Cr P \*  
911 IW P  
947 EX Cr P**803919-00-1**  
PSK

127,00

**953916-1**  
A=139  
L=271,1  
H=194,27  
C=150**813919-2**  
**923916-1**  
1 x FP 2,50  
1 x FP 4,00**Eng. DC 16.17 / 18 / 19**Euro 5  
R560 / R620  
R500  
15600 ccm  
353-426 kW (480-579 PS)06-  
04-  
  
06-  
04-**Eng. DS 14****Eng. DS 14.06****Eng. DS 14.01 / 02****Eng. DSI 14 / DSC 14**L / LB / LS / LBS / LBT 140  
141 / 142 / 146  
L / LB / LS / LBS / LBT 141 S  
T112E / R142 / E / H / M / MA  
R142H / T142H / 146  
14200 ccm  
257-316 kW (350-430 PS)69-76  
77-  
83-**127,00**  
V8  
94,67  
-  
-2,92  
-26,2  
146,6750  
x  
108  
T3,16  
2,38  
4,74**793914-00-1**  
914 IW Cr P \*  
911 IW P  
947 EX Cr P**803912-00-1**  
RT / AK

127,00

**953912-1**  
A=140  
L=275,5  
H=10,05  
C=155,8  
F=0,4**813912-2**  
**923904-1**  
2 x FP 4,0  
1 x FP 11,0**Eng. DSC 14.03 / 04****Eng. DSC 14.09 / 16**

143

**Eng. DSC 14.08 / 10**Engine No.: 5548744-.....  
14181 ccm  
331-346 kW (450-470 PS)

88-

**127,00**  
V8  
94,67  
-  
-2,92  
-23,85  
146,6750  
x  
108  
T3,50  
2,38  
4,74**793925-00-1**  
914 IW Cr P \*  
911 IW P  
947 EX Cr P**803913-00-1**  
RT / HA / KK

127,00

**953913-1**  
A=140  
L=275,5  
H=10,05  
C=155,7  
F=0,4**813913-2**  
**923904-1**  
2 x FP 4,0  
1 x FP 11,0**Eng. DC 13.05 / 06 / 07****Eng. DC 13.10**Euro 5  
340  
G 360 / 400 / 440  
P 360 / 400  
R 360 / 400 / 440  
G 480 / R 480  
K 400 / 440 / 480 EB  
K 400 / 440 / 480 IB  
Century 400  
PB 12.35 / 12.37 / 12.92  
PB 13.87 / 15.37  
12742 ccm  
265-353 kW (360-480 PS)07-10  
08-  
08-  
08-  
04-  
09-  
09-  
09-**130,00**  
63,50  
3,00  
4,00**793928-00-1**  
914 CCL P \*  
911 IF U Cr P \*  
947 EX Nit S

-

130,00

-

-

**SEAT****850**Eng. 100 G.000  
844 ccm  
25 kW (34 PS)

64-74

**65,00**  
41,75  
2,00  
3,94**792005-00-4**  
910 IF Cr  
931 P  
948 EX P

-

65,00

-

-

**127 / 133 / 1800****Ibiza / Marbella**Eng. 127 A.000 / A 112 A5  
903 ccm  
34 kW (46 PS)

80-86

**65,00**  
4**792005-40-4**  
**792005-60-4**  
**792005-80-4**

-

65,40

-

-

-

65,60

-

-

-

65,80

-

-

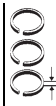


MODEL / ENGINE

YEAR

Dia.  
CYLVT  
MT

Ø x L



SM-REF



SM-REF.

Piston  
Dia.

SM-REF.



SM-REF.

**SEAT****Arosa 1.0****Cordoba 1.0 i****Cordoba 1.0****Cordoba Hatchback 1.0****Ibiza MK II 1.0 i****Ibiza MK III 1.0**

Eng. AER / ALD / ALL / ANV

Eng. ALD / ANV / AUC

999 ccm

37 kW (50 PS)

97-04

67,10

4

1,00

910 Nit S

-

67,10

-

-

**Toledo IV 1.2 TSI****Altea 1.2 TSI****Leon 1.2 TSI****Ibiza V 1.2 TSI**

Eng. CBZA / CBZB

1197 ccm

77 kW (105 PS)

up to 14.05.2012

12-10-10-10-

71,00

4

1,00

910 Nit S

1,20

931 P

2,00

3PC Nit

-

71,00

-

-

**Ibiza 1.2 TSI****Leon 1.2 TSI****Toledo 1.2 TSI**

Eng. CBZA / CBZB Euro 5

1198 ccm

63/77 kW (85/105 PS)

from 14.05.2012

10-10-12-12-

71,00

4

1,20

910 Nit S

1,20

911 Cr P

2,00

3PC Nit

-

71,00

-

-

**Cordoba 1.0 CL****Ibiza Ak II 1.0**

Eng. AAU

1043 ccm

33 kW (45 PS)

**Cordoba 1.4 i****Ibiza Mk II 1.4 i**

Eng. ABD

1390 ccm

44 kW (60 PS)

93-96

75,00

4

1,50

910 IF Cr S

1,50

911 P

2,50

3PC Cr

94-99

93-99

795001-50-4

-

75,00

-

-

-

75,50

-

-

**Ibiza 1.3 i**

Eng. AAV / 2G

1272 ccm

40 kW (54 PS)

89-

75,00

4

1,75

910 IF Cr S

2,00

931 P

3,00

3PC Cr

-

75,00

-

-

795035-50-4

-

75,50

-

-

795035-10-4

-

76,00

-

-

**Ibiza / Malaga 1.2****Ronda 1.2****Cordoba 1.2**

Eng 021 A / C.1000

1193 ccm

44-52 kW (60-70 PS)

84-93

75,00

4

1,50

910 IF Cr S

1,75

931 P

4,00

3PC Cr












-









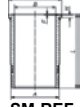
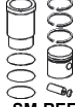
75,00

-

-



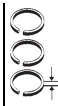
| <br><b>MODEL / ENGINE</b>   | <b>YEAR</b>  | <br><b>Dia. CYL.</b> | <br><b>VT</b><br><br><b>MT</b> | <br><b>Ø x L</b> |  | <br><b>SM-REF</b> | <br><b>SM-REF.</b> | <br><b>Piston Dia.</b> | <br><b>SM-REF.</b> | <br><b>SM-REF.</b> |
|---|--|--|---|---|--|---|--|--|--|--|
| <b>SEAT</b><br><br><b>Cordoba 1.6 i</b><br><b>Ibiza Mk II 1.6 i</b><br>Eng. ABU<br>1598 ccm<br>55 kW (75 PS)  | 93-99<br>93-99   | <b>76,50</b><br>4  |   |   | 1,50<br>1,50<br>2,50   | <b>795004-00-4</b><br>910 IF Cr S<br>931 P<br>3PC Cr<br><br><b>795004-50-4</b>                    | -<br><br>-   | 76,50<br><br>77,00   | -<br><br>-   | -<br><br>-   |
| <b>Ibiza V 1.4 FSI 16V</b><br><b>Ibiza V Sportcoupe 1.4 TSI</b><br>Eng. CAVA / CAVE / CTHA<br>Eng. CTHE<br>1390 ccm<br>110-132 kW (150-180 PS)  | 09-<br>09-   | <b>76,51</b><br>4  | 28,97<br>-<br>-4,21/-1,45<br>-<br>49,97<br>-  | 19<br>x<br>54<br>T  | 1,20<br>1,50<br>2,00   | <b>795003-00-4</b><br>910 IF Nit S<br>931 P<br>3PC Cr<br><br><b>795003-50-4</b>                   | <b>805055-00-1</b><br><br>RT<br><br>-  | 76,51<br><br>77,00   | -<br><br>-   | -<br><br>-   |
| <b>Arosa 1.4 / Arosa 1.4</b><br><b>Cordoba 1.4 16V</b><br><b>Cordoba Hatchback 1.4</b><br><b>Cordoba Vario 1.4 16 V</b><br><b>Ibiza Mk III 1.4 16V</b><br><b>Ibiza Mk IV 1.4 16 V</b><br><b>Inca 1.4 16V</b><br><b>Inca 1.4 i</b><br><b>Leon 1.4 16V</b><br><b>Toledo 1.4i 16V</b><br><b>Ibiza 1.4 16V</b><br><b>Leon 1.4 16V</b><br>Eng. AFH / AFK / AHW<br>Eng. AKK / ANW / AUD<br>Eng. APE / AUA / AUB / BBZ<br>Eng. AQQ / AXP / BBY / BCA<br>1390 ccm<br>44-74 kW (60-101 PS) | 97-04<br>00-02<br>00-02<br>99-02<br>99-03<br>95-03<br>00-03<br>95-03<br>99-06<br>00-02<br>99-02<br>99-01 | <b>76,51</b><br>4  | 28,92<br>-<br>-2,2/-2,7<br>-2<br>58,5<br>-<br>MØ=62<br>-  | 17<br>x<br>52   | 1,20<br>1,50<br>2,50   | <b>795077-00-4</b><br>910 IF Nit S<br>931 P<br>3PC Cr<br><br><b>795077-50-4</b>                   | <b>805033-00-1</b><br><br><br><br><b>805033-50-1</b>   | 76,51<br><br><br><br>77,01   | -<br><br><br><br>-   | -<br><br><br><br>-   |
| <b>Leon 1.4 16V</b><br><b>Toledo Mk II 1.6 16V</b><br>Eng. AUS / AZD<br>1598 ccm<br>77 kW (105 PS)  | 00-06<br>00-06   | <b>76,50</b><br>4  |   |   | 1,20<br>1,50<br>2,50   | <b>795077-00-4</b><br>910 IF Nit S<br>931 P<br>3PC Cr<br><br><b>795077-50-4</b>                   | -<br><br>-   | 76,00<br><br>77,00   | -<br><br>-   | -<br><br>-   |
| <b>Leon 1.4i 16V</b><br><b>Cordoba 1.4i 16V</b><br><b>Ibiza 1.4i 16V</b><br>Eng. BCA / BKY<br>1390 ccm<br>55 kW (75 PS)   | 01-06<br>02-<br>02-  | <b>76,51</b><br>4  | 28,92<br>-<br>-<br>-2,3<br>47,92<br>-<br>MØ=62,3<br>-   | 17<br>x<br>46   | 1,20<br>1,20<br>2,00   | <b>795096-00-4</b><br>910 IF Nit S<br>931 P<br>3PC Cr P<br><br><b>795096-50-4</b>                 | <b>805038-00-1</b><br><br><br><b>805038-50-1</b>   | 76,51<br><br><br>77,01   | -<br><br><br>-   | -<br><br><br>-   |
| <b>Cordoba II 1.2 I</b><br><b>Ibiza IV 1.2</b><br>Eng. AZQ / BME<br>1198 ccm<br>67 kW (64 PS)   | 02-06<br>02-06   | <b>76,51</b><br>3  | 29,27<br>-<br>-1,25/-2,8<br>-4,11<br>49,27<br>-<br>MØ=62,5  | 17<br>x<br>46   | 1,20<br>1,50<br>2,50   | <b>795077-00-3</b><br>910 IF Nit S<br>931 P<br>3PC Cr<br><br><b>795077-50-3</b>                   | <b>805043-00-1</b><br><br><br><b>805043-50-1</b>   | 76,51<br><br><br>77,01   | -<br><br><br>-   | -<br><br><br>-   |

| <br><b>MODEL / ENGINE</b>  | <b>YEAR</b>   | <br><b>Dia. CYL</b> | <br><b>VT</b><br><b>MT</b> | <br><b>Ø x L</b> |  | <br><b>SM-REF</b>   | <br><b>SM-REF.</b>                   | <br><b>Piston Dia.</b> | <br><b>SM-REF.</b> | <br><b>SM-REF.</b> |
|--|---|---|--|---|--|---|--|--|--|--|
| <b>SEAT</b><br><br><b>Altea 1.4i TFSI 16V</b><br><b>Leon 1.4 TFSI 16V</b><br><b>Toledo 1.4 TFSI 16V</b><br>Eng. CAXC<br>1390 ccm<br>92 kW (125 PS)<br><br><b>Toledo 1.4 TSI</b><br>Eng. CAXA<br>1390 ccm<br>90 kW (122 PS)   | 07-<br>07-12<br>07-09<br><br>12-  | <b>76,51</b><br>4   | 28,7<br>-<br>-<br>-7,35<br>49,7<br>-<br>-  | 17<br>x<br>46   | 1,20<br>1,20<br>2,00   | <b>795096-00-4</b><br>910 IF Nit S<br>931 P<br>3PC Cr P<br><br><b>795096-50-4</b>   | <b>805037-00-1</b><br><br><br><br><b>805037-50-1</b>   | 76,51<br><br><br><br>77,01   | -<br><br><br><br>-   | -<br><br><br><br>-   |
| <b>131 1.6</b><br>Eng. BB OA O<br>1592 ccm<br>71-72 kW (97-98 PS)<br><br><b>131 E 1600</b><br><b>Ronda 1.6</b><br>Eng. 132A / B / A9.000-828<br>1592 ccm   | 82-85<br><br><br>82-  | <b>80,00</b><br>4   | 34,7<br>-0,6<br>-2,6<br>-<br>77,3  | 22<br>x<br>71<br>S  | 1,50<br>2,00<br>3,94   | <b>792022-00-4</b><br>910 IF Cr *<br>931 P<br>947 EX Cr P<br><br><b>792022-20-4</b><br><b>792022-40-4</b><br><b>792022-60-4</b><br><b>792022-80-4</b> | <b>802007-00-1</b><br><br><br><br><b>802007-20-1</b><br><b>802007-40-1</b><br><b>802007-60-1</b><br><b>802007-80-1</b> | 80,00<br><br><br><br>80,20<br>80,40<br>80,60<br>80,80  | -<br><br><br><br>-<br>-<br>-<br>-  | -<br><br><br><br>-<br>-<br>-<br>-  |
| <b>Cordoba 1.6 i</b><br><b>Cordoba Hatch. SXE</b><br><b>Cordoba Vario 1.6 i</b><br><b>Ibiza Mk II 1.6 i</b><br><b>Inca 1.6 i</b><br><b>Toledo 1.6 i</b><br><b>Toledo 1.6 i</b><br><b>Toledo 1.6 i</b><br>Eng. 1F<br>1595 ccm<br>53/55 kW (72/75 PS)<br><br><b>Toledo 1.8 i</b><br>Eng. RP<br>1781 ccm<br>66 kW (89 PS)   | 94-99<br>96-99<br>97-99<br>94-99<br>95-98<br>91-93<br>91-99<br>93-99<br><br>91-96 | <b>81,00</b><br>4   |  |   | 1,50<br>1,75<br>3,00   | <b>795036-00-4</b><br>910 IF Cr S<br>931 P<br>947 EX Cr<br><br><b>795036-50-4</b><br><br><b>795036-10-4</b>   | -<br><br><br><br>-<br><br>-  | 81,00<br><br><br><br>81,50<br><br>82,00  | -<br><br><br><br>-<br><br>-  | -<br><br><br><br>-<br><br>-  |
| <b>Cordoba / Ibiza</b><br><b>Inca / Toledo 1.6 i</b><br>Eng. 1F<br>1595 ccm<br>43-55 kW (72-75 PS)<br><br><b>Cordoba / Ibiza</b><br><b>Toledo 1.8 16V</b><br>Eng. ABS / ADZ / KR / PL<br>1781 ccm<br>66-98 kW (89-133 PS)<br><br><b>Toledo 2.3 V5</b><br>Eng. AGZ / AQN<br>2324 ccm<br>110-125 kW (150-170 PS)<br><br><b>Alhambra / Leon 2.8 V6</b><br>Eng. AUE / AYL<br>2792 ccm<br>150 kW (204 PS) | 91-99<br><br><br>91-99<br><br>01-<br><br>00-                                      | <b>81,00</b><br>4<br><br><br><b>81,00</b><br>5<br><br><b>81,00</b><br>6                             |  |   | 1,50<br>1,75<br>3,00   | <b>795037-00-4</b><br>910 IF Cr S<br>931 P<br>3PC Cr<br><br><b>795037-50-4</b>  | -<br><br><br><br>-<br><br>-  | 81,00<br><br><br><br>81,50   | -<br><br><br><br>-<br><br>-  | -<br><br><br><br>-<br><br>-  |



MODEL / ENGINE

YEAR

Dia.  
CYL32,7  
-  
-  
-1,5  
53,720  
x  
591,50  
1,75  
2,00

SM-REF



SM-REF.



Piston

Dia.



SM-REF.



SM-REF.

**SEAT**

**Alhambra 1.8i Turbo**  
**Alhambra 1.8i Turbo 20V**  
**Cordoba 1.8i Turbo 20V**  
**Ibiza 1.8i Turbo 20V**  
**Leon 1.8i Turbo 20V**  
 Eng. AJH / AJQ / APP  
 Eng. AQX / AWC / AYP  
 1781 ccm  
 110-132 kW (150-180 PS)

98-00  
00-08  
99-02  
99-02  
00-0181,00  
432,7  
-  
-  
-1,5  
53,720  
x  
591,50  
1,75  
2,00

**795074-00-4**  
 910 IF Cr S  
 931 P  
 3PC Nit

**805019-00-1**  
 AK

81,01

-

-

**795074-50-4**

**805019-50-1**

81,51

-

-

**795069-00-4**

-

81,00

-

-

1,50  
1,75  
2,00

910 IF Cr S  
 931 P  
 947 Cr\*

**Cordoba 1.6**  
**Cordoba Hatchback 1.6**  
**Cordoba Vario 1.6**  
**Ibiza Mk III 1.6**  
**Leon 1.6**  
**Toledo Mk II 1.6**  
**Cordoba 1.6 i**  
**Cordoba Vario 1.6 i**  
**Ibiza Mk II 1.6 i**  
**Toledo 1.6 i**  
 Eng. AFT / AEH / AKL / APF / AUR  
 1595 ccm  
 74 kW (101 PS)

99-02  
96-02  
99-02  
99-02  
99-06  
99-00  
96-99  
96-99  
96-99  
96-9981,00  
41,20  
1,50  
2,00

**795075-00-4**  
 910 IF Nit S  
 931 P  
 3PC Nit

**795075-50-4**

-

81,00  
81,50

-

-

**Altea 1.6 / XL 1.6**  
**Altea 1.6 SRE**  
**Altea XL 1.6 Multifuel**  
**Exeo 1.6 i**  
**Leon 1.6 i**  
**Leon 1.6 SRE**  
**Toledo 1.6 SRE**  
**Toledo III 1.6**  
 Eng. ALZ / BFQ / BGU / BSE  
 Eng. BSF / CCSA  
 1595 ccm  
 75 kW (102 PS)

04-  
05-13  
06-  
09-10  
05-06  
05-12  
04-09  
04-0981,00  
41,00  
1,20  
2,00

**795085-00-4**  
 910 Nit S  
 931 P  
 3PC Nit

-

81,00

-

-

**Alhambra 2.0 I**  
**Cordoba II 2.0**  
**Ibiza IV 2.0**  
 Eng. ATM / AZL  
 1984 ccm  
 85 kW (115 PS)

96-10  
02-09  
02-0982,50  
41,20  
1,50  
2,00

**795052-00-2**  
 910 IF Nit S  
 911 IF P  
 3PC Nit

-

82,50

-

-

**795052-50-2**

-

83,00

-

-

**Cordoba II 2.0**  
**Ibiza IV 2.0**  
 Eng. BBX  
 1984 ccm  
 85 kW (115 PS)

02-09  
02-0982,50  
41,20  
1,50  
2,00

**795052-00-2**  
 910 IF Nit S  
 911 IF P  
 3PC Nit

-

82,50

-

-










**795052-50-2**

-

83,00

-

-

| MODEL / ENGINE  | YEAR              |  Dia.<br>CYL |  KH<br>VT<br>MT |  GL<br>BU |  Ø x L |  SM-REF |  SM-REF. |  Piston<br>Dia. |  SM-REF. |  SM-REF. |
|---|-------------------|--|---|--|---|---|--|---|--|--|
| <b>SEAT</b>   |                   |  |   |  |   |   |  |   |  |  |
| <b>Altea XL 2.0 TFSI 4x4</b><br><b>Leon 2.0 TFSI</b><br>Eng. CCZA / CCZB<br>1984 ccm<br>147-155 kW (200-211 PS)   | 09-09-12          | <b>82,51</b><br>4  | 29,6<br>-<br>-3,00/-3,00<br>-6,2<br>50,1<br>-<br>MØ=50<br>-                                     | 21<br>x<br>56<br>T   | 1,20<br>1,50<br>2,00  | <b>795057-00-2</b><br>910 IF Nit S<br>911 IF P<br>947 EX Cr *                           | <b>805057-00-1</b><br>RT   | 82,51   | -  | -  |
|   |                   |  |   |  |   | <b>795057-25-2</b>  | <b>805057-25-1</b>   | 82,76   | -  | -  |
|   |                   |  |   |  |   | <b>795057-50-2</b>  | <b>805057-50-1</b>   | 83,01   | -  | -  |
| <b>Altea 1.8 TFSI</b><br><b>Altea XL 1.8 TFSI</b><br><b>Toledo III 1.8 TFSI</b><br>Eng. BYT / BZB<br>1798 ccm<br>118 kW (160 PS)  | 07-07-07-09       | <b>82,51</b><br>4  | 28,97<br>-<br>-4,21/-1,45<br>-<br>49,97<br>-<br>-<br>-  | 21<br>x<br>53<br>T   | 1,20<br>1,50<br>2,00  | <b>795057-00-2</b><br>910 IF Nit S<br>911 IF P<br>947 EX Cr *                           | <b>805060-00-1</b><br>RT   | 82,51   | -  | -  |
|   |                   |  |   |  |   | <b>795057-25-2</b>  | <b>805060-25-1</b>   | 82,76   | -  | -  |
|   |                   |  |   |  |   | <b>795057-50-2</b>  | <b>805060-50-1</b>   | 83,01   | -  | -  |
| <b>Altea XL 2.0 TFSI 4x4</b><br><b>Leon 2.0 TFSI</b><br>Eng. CCZA / CCZB / CDND<br>1984 ccm<br>147-155 kW (200-211 PS)  | 09-09-12          | <b>82,51</b><br>4  | -<br>-<br>-3,70/-3,70<br>-6,2<br>-<br>-<br>MØ=50<br>-   | 23<br>x<br>53<br>T<br>DLC  | 1,20<br>1,20<br>2,00  | <b>795059-00-4</b><br>910 IF Nit S<br>911 P<br>947 EX Cr *                              | <b>805058-00-1</b><br>RT   | 82,51   | -  | -  |
|   |                   |  |   |  |   | <b>795059-25-4</b>  | <b>805058-25-1</b>   | 82,76   | -  | -  |
|   |                   |  |   |  |   | <b>795059-50-4</b>  | <b>805058-50-1</b>   | 83,01   | -  | -  |
| <b>Alhambra 1.8 TSI</b><br><b>Altea 1.8 TFSI</b><br><b>Altea CL 1.8 TFSI</b><br><b>Leon 1.8 TFSI</b><br><b>Toledo III 1.8 TFSI</b><br>Eng. CDAA / CDHA / CDHB<br>1798 ccm<br>88-118 kW (120-160 PS) | 12-07-07-12-07-09 | <b>82,51</b><br>4  | 29,8<br>-<br>-2,15/-2,15<br>-<br>55,98<br>-<br>-<br>-   | 23<br>x<br>51<br>T<br>DLC  | 1,20<br>1,20<br>2,00  | <b>795059-00-4</b><br>910 IF Nit S<br>911 P<br>947 EX Cr *                              | <b>805059-00-1</b><br>RT   | 82,51   | -  | -  |
|   |                   |  |   |  |   | <b>795059-25-4</b>  | <b>805059-25-1</b>   | 82,76   | -  | -  |
|   |                   |  |   |  |   | <b>795059-50-4</b>  | <b>805059-50-1</b>   | 83,01   | -  | -  |
| <b>Alhambra 1.8i TFSI 16V</b><br><b>Altea / Toledo 1.8 TFSI 16V</b><br><b>Leon 1.8 TFSI 16V</b><br>Eng. CDAA<br>1798 ccm<br>118 kW (160 PS)   | 12-09-08-12       | <b>82,50</b><br>4  |   |  | 1,00<br>1,20<br>1,50  | <b>795067-00-4</b><br>910 IF Nit S<br>931<br>947 EX Nit                                 | -  | 82,50   | -  | -  |
| <b>Ibiza / Ronda / Malaga</b><br><b>Ibiza 1.4</b><br>Eng. 021.A.2000<br>1461 ccm<br>62,5-73,5 kW (85-100 PS)  | 84-92-92-         | <b>83,00</b><br>4  |   |  | 1,50<br>1,75<br>4,00  | <b>794602-00-4</b><br>910 IF Cr S<br>931 P<br>3PC Cr                                    | -  | 83,00   | -  | -  |
| <b>Ibiza 1.7</b><br>1675 ccm<br>76 kW (103 PS)  | 91-93             | <b>83,00</b><br>4  |   |  | 1,50<br>1,75<br>3,00  | <b>794603-00-4</b><br>910 IF Cr S<br>931 Cr<br>3PC Cr                                   | -  | 83,00   | -  | -  |

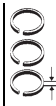


MODEL / ENGINE

YEAR

Dia.  
CYLVT  
MT

Ø x L



SM-REF



SM-REF.

Piston  
Dia.

SM-REF.



SM-REF.

**SEAT****132 1.8**Eng. 132 B1.000  
1756 ccm  
82 kW (111 PS)

72-76

**84,00**  
41,50  
2,00  
3,94**792024-00-4**  
910 IF Cr \*  
931 Fe  
948 EX P

-

84,00

-

-

**131 2.0**Eng. 131 C4.000  
1995 ccm  
83 kW (113 PS)

81-83

**SEAT DIESEL****Eng. MN**Terra 1.3 D  
1272 ccm  
33 kW (45 PS)

91-

**75,00**  
41,75  
2,00  
3,00**795044-00-4**  
910 IF Cr S  
911 P  
946 EX P

-

75,00

-

-

**Eng. 1W**Terra 1.4 D  
1398 ccm  
35 kW (48 PS)

91-

**Eng. CFWA**Ibiza V 1.2 TDI  
Ibiza V Sportcoupe 1.2 TDI  
Ibiza V ST 1.2 TDI  
1199 ccm  
55 kW (75 PS)

10-

**79,50**  
31,75  
2,00  
3,00**795020-00-4**  
910 CCL \*  
911 IF U  
947 EX Cr

-

79,50

-

-

**Eng. CAYA / CAYB / CAYC  
Eng. CAYC / CLNA**Altea 1.6 TDI  
Altea XL 1.6 TDI  
Ibiza V Sportcoupe 1.6 TDI  
Ibiza V ST 1.6 TDI  
Leon 1.6 TDI  
Toledo IV 1.6 TDI  
1598 ccm  
55-77 kW (75-105 PS)

09-

**79,50**  
4

10-

10-

**Eng. CUSA / CUSB / CUTA**Ibiza V 1.4 TDI  
Toledo IV 1.4 TDI  
1422 ccm  
55-77 kW (75-105 PS)

15-

**79,50**  
3

15-

1,75  
2,00  
2,00**795022-00-4**  
910 CCL \*  
911 IF U  
947 EX Cr \*

-

79,50

-

-

**Eng. CLHA / CRKB**Leon 1.6 TDI  
Leon SC 1.6 TDI  
Leon ST 1.6 TDI  
Leon ST 1.6 TDI 4Drive  
1598 ccm  
77-81 kW (105-110 PS)

12-

**79,50**  
4

13-

13-

14-



MODEL / ENGINE

YEAR

Dia.  
CYLVT  
MT

Ø x L



SM-REF



SM-REF.

Piston  
Dia.

SM-REF.



SM-REF.

## SEAT DIESEL

Eng. AGP / AQM

Eng. ASY / AYQ

Cordoba 1.9 SDI

Cordoba Vario 1.9 SDI

Ibiza II 1.9 SDI

Leon 1.9 SDI

1896 ccm

47-50 kW (64-68 PS)

79,51

4

39,8

-

-1/-1

-17,75

60,7

-

MØ=38

-

39,8

-

-1/-1

-17,75

60,7

-

MØ=38

-

24

x

59

1,75

2,00

3,00

1,75

2,00

3,00

1,75

2,00

3,00

1,75

2,00

3,00

795048-00-1

910 Cr S

911 IF U

947 EX Cr

795048-50-1

795048-10-1

795048-00-1

910 Cr S

911 IF U

947 EX Cr

795048-50-1

795048-10-1

795045-00-4

910 Cr S

911 IF U

947 EX Cr

795045-50-4

795045-10-4

\*NEW\*

805024-00-1

for Cyl. 1 &amp; 2

RT

\*NEW\*

805024-50-1

for Cyl. 1 &amp; 2

\*NEW\*

805025-00-1

for Cyl. 3 &amp; 4

RT

\*NEW\*

805025-50-1

for Cyl. 3 &amp; 4

-

-

-

79,51

80,01

79,51

80,01

79,51

80,01

80,51

-

-

-

-

-

-

-

-

-

-

-

-

-

-

Eng. 1Y / AEF / AAZ

Cordoba / Ibiza MkII 1.9D

Inca 1.9 D

Toldedo 1.9 D

Toledo 1.9 D / SDI

1896 ccm

47-55 kW (64-75 PS)

79,50

4

1,75

2,00

3,00

1,75

2,00

3,00

795048-00-1

910 Cr S

911 IF U

947 EX Cr

795048-50-1

795048-10-1

795045-00-4

910 Cr S

911 IF U

947 EX Cr

795045-50-4

795045-10-4

-

-

-

-

-

-

79,50

80,00

80,50

79,50

80,00

80,50

-

-

-

-

-

-

-

-

-

-

-

-



MODEL / ENGINE

YEAR

Dia.  
CYLVT  
MT

Ø x L



1, 2, 3



SM-REF



SM-REF.

Piston  
Dia.

SM-REF.



SM-REF.

**SEAT DIESEL****Eng. AMF / BNV**Cordoba II 1.4 TDI  
Ibiza IV 1.4 TDI  
1422 ccm  
55/58 kW (75/80 PS)02-09  
02-09**79,51**  
345,8  
-26  
x1,75  
2,00  
3,00**795048-00-1**  
910 Cr S  
911 IF U  
947 EX Cr**805039-00-1**  
for Cyl. 1 & 2  
RT

79,51

-

-

**Eng. BMS / BNM**Cordoba II 1.4 TDI  
Ibiza IV 1.4 TDI  
Ibiza V 1.4 TDI  
1422 ccm  
51-59 kW (69-80 PS)05-09  
05-09  
08-10**79,51**

-

26

1,75  
2,00  
3,00**795048-50-1**  
**795048-10-1****805039-50-1**  
for Cyl. 1 & 2

80,01

-

-

MØ=37,90

-

45,8

x

1,75

**795048-00-1**  
910 Cr S  
911 IF U  
947 EX Cr**805040-00-1**  
for Cyl. 3  
RT

79,51

-

-

-

-1,1

63

2,00

**795048-50-1**  
**795048-10-1****805040-50-1**  
for Cyl. 3

80,01

-

-

-17,6

69,8

-

MØ=37,90

-

-

-

-

-

-

-

-

-

-

-

-

-

-

-

-

-

-

-

-

-

-

-

-

-

-

-

-

-

-

-

-

-

-

-

-

-

-

-

-

-

-

-

-

-

-

-

-

-

-

-

-

-

-

-

-

-

-

-

-

-

**Eng. AZV / BKD / BMM**  
**Eng. BMN / BRT**  
**Eng. CAGA / CAGC / CBDB**  
**Eng. CEGA / CFFB / CFFE**  
**Eng. CFGC / CFJA / CJCA**  
**Eng. CJCC / CLCB / CGLB**Alhambra 2.0 TDI  
Altea 2.0 TDI  
Exeo 2.0 TDI  
Ibiza V 2.0 TDI  
Leon 2.0 TDI  
Toledo III 2.0 TDI  
1968 ccm  
100-125 kW (136-170 PS)10-  
04-  
08-  
10-  
05-  
04-**81,00**  
4

-

-

1,75  
2,00  
3,00**795019-00-4**  
910 CDL \*  
911 IF U Cr  
947 EX Cr

-

81,00

-

-

**Eng. CRBC / CRLB / CRVA**  
**Eng. CRVC / CUNA / CUVC**  
**Eng. CUWA**Ateca 2.0 TDI  
Leon 2.0 TDI  
Leon SC 2.0 TDI  
Leon ST 2.0 TDI  
Leon ST 2.0 TDI 4Drive  
1968 ccm  
81-135 kW (110-184 PS)16-  
13-  
13-  
13-  
14-**81,00**  
4

-

-

1,75  
2,00  
2,00**795021-00-4**  
910 CDL \*  
911 IF U Cr  
947 EX Cr \*

-

81,00

-

-

**Eng. AVR / BBR**Leon / Toledo / Altea  
Alhambra 2.0 TDI  
1968 ccm  
103-125 kW (140-170 PS)

06-

**81,00**  
4

-

-

2,50  
2,00  
3,00**795041-00-5**  
910 Cr \*  
911 P  
947 EX Cr

-

81,00

-

-

**795041-50-5**

-

81,50

-

-

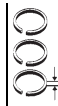


MODEL / ENGINE

YEAR

Dia.  
CYLVT  
MT

Ø x L



SM-REF.



SM-REF.



SM-REF.

Piston  
Dia.

SM-REF.



SM-REF.

**SEAT DIESEL****Eng. AZV / BKD / BMM****Eng. BRT / BMN****Eng. CAGA / CBDB****Eng. CAGC**

Altea / XL

Alteo

Exeo

Alhambra / Leon

Toledo

1968 ccm

88-125 kW (120-170 PS)

**Eng. CAHA / CEGA**

Exeo / Toledo

Altea

Leon

1968 ccm

125 kW (170 PS)

81,01  
404-  
10-  
08-  
05-  
04-091,75  
2,00  
3,00**795098-00-4**  
910 CCL \*  
911 IF U  
947 EX Cr

-

81,01

-

-

**795098-50-4**

-

81,50

-

-

**Eng. CFFA / CFFB****Eng. CFGB / CGLB****Eng. CJCA / CFHD****Eng. CFFE / CFHC****Eng. CFJA / CLCB**

Alhambra 2.0 TDI

Exeo 2.0 TDI 16V

Ibiza 2.0 TDI 16V

Leon 2.0 TDI 16V

1968 ccm

85-125 kW (116-170 PS)

81,01  
445,8  
-  
-  
-13,1  
68,8  
-  
MØ=50,88  
-26  
x  
661,75  
2,00  
3,00**795098-00-4**  
910 CCL \*  
911 IF U  
947 EX Cr**805026-00-1**  
RT / KK

81,01

-

-

**795098-50-4****805026-50-1**

81,51

-

-

**795080-00-4**  
910 IF Cr \*  
931 P  
947 EX Cr

-

81,01

-

-

**795080-50-4**

-

81,51

-

-

**Eng. CAGA / CAGC****Eng. CAHA / CEGA**

Altea 2.0 TDI 16V

Exeo 2.0 TDI 16V

Leon 2.0 TDI 16V

Toledo 2.0 TDI 16V

1968 ccm

88-125 kW (120-170 PS)

81,01  
445,8  
-  
-  
-12,7  
68,8  
-  
MØ=50,88  
-26  
x  
661,75  
2,00  
3,00**795098-00-4**  
910 CCL \*  
911 IF U  
947 EX Cr**805027-00-1**  
RT / KK

81,01

-

-

**795098-50-4****805027-50-1**

81,51

-

-

**Eng. CBDA**

Altea 2.0 TDI 16V

1968 ccm

100 kW (136 PS)

10-

1,75  
2,00  
3,00**795080-00-4**  
910 IF Cr \*  
931 P  
947 EX Cr

-

81,01

-

-

**795080-50-4**

-

81,51

-

-





MODEL / ENGINE

YEAR

Dia.  
CYL45,8  
-  
-0,7  
-18  
68,8  
-  
MØ=38,00  
-26  
x  
661,75  
2,00  
3,00

SM-REF



SM-REF.

Piston  
Dia.

SM-REF.



SM-REF.

**SEAT DIESEL****Eng. AZV / BKD**Altea 2.0 TDI 16V  
Leon 2.0 TDI 16V  
Toledo 2.0 TDI 16V  
1968 ccm  
100-103 kW (136-140 PS)04-11  
05-11  
04-09**81,01**  
445,8  
-  
-0,7  
-18  
68,8  
-  
MØ=38,00  
-26  
x  
661,75  
2,00  
3,00**795098-00-4**  
910 CCL \*  
911 IF U  
947 EX Cr**805028-00-1**  
RT / KK

81,01

-

-

**795098-50-4****805028-50-1**

81,51

-

-

**795080-00-4**  
910 IF Cr \*  
931 P  
947 EX Cr

-

81,01

-

-

**795080-50-4**

-

81,51

-

-

**Eng. AZV**Altea 2.0 TDI 16V  
Leon 2.0 TDI 16V  
Toledo 2.0 TDI 16V  
1968 ccm  
100 kW (136 PS)04-09  
05-10  
04-09**81,01**  
445,8  
-  
-  
-17,8  
68,8  
-  
MØ=38,00  
-26  
x  
661,75  
2,00  
3,00**795098-00-4**  
910 CCL \*  
911 IF U  
947 EX Cr**805029-00-1**  
RT / KK

81,01

-

-

**795098-50-4****805029-50-1**

81,51

-

-

**795080-00-4**  
910 IF Cr \*  
931 P  
947 EX Cr

-

81,01

-

-

**795080-50-4**

-

81,51

-

-

**Eng. OM 615**132 D / 2000 D  
1988 ccm  
40,5 kW (55 PS)

68-78

**87,00**  
42,00  
2,00  
4,00**791009-00-4**  
910 Cr S  
911 IF P  
947 EX Cr

-

87,00

-

-

**791009-50-4**

-

87,50

-

-

**Eng. 8144.61**131 2.4  
2445 ccm  
53 kW (72 PS)**93,00**  
43,00  
2,00  
4,00**792052-00-4**  
910 Cr P \*  
931 P  
947 EX Cr

-

93,00

-

-











**Eng. 8144.61**131 2.4  
2445 ccm  
53 kW (72 PS)**93,00**  
42,00  
2,00  
4,00**792060-00-4**  
910 Cr \*  
930 P  
947 EX Cr

-

93,00

-

-

| <br><b>MODEL / ENGINE</b>   | <b>YEAR</b>                       | <br><b>Dia.</b><br><b>CYL</b> | <br><b>KH</b><br><b>GL</b><br><b>VT</b><br><b>MT</b> | <br><b>Ø x L</b> |  | <br><b>SM-REF</b> | <br><b>SM-REF.</b> | <br><b>Piston</b><br><b>Dia.</b> | <br><b>SM-REF.</b> | <br><b>SM-REF.</b> |
|---|-----------------------------------|---|--|---|--|---|--|--|--|--|
| <b>SKODA</b><br><br><b>Fabia 1.2 TSI</b><br><b>Rapid 1.2 TSI</b><br><b>Rommster 1.2 TSI</b><br><b>Octavia</b><br><b>Yeti 1.2 TSI</b><br>Eng. CBZA / CBZB<br>1197 ccm<br>63-77 kW (86-105 PS)<br><br><b>till 14.05.2012</b>        | 10-<br>12-<br>10-<br>10-<br>09-   | <b>71,00</b><br>4   |  |   | 1,00<br>1,20<br>2,00   | <b>795011-00-4</b><br>910 Nit S<br>931 P<br>3PC Nit   | -  | 71,00  | -  | -  |
| <b>Fabia Scout 1.2i</b><br><b>Fabia / Rommster 1.2 TSI</b><br><b>Octavia 1.2 TSI</b><br><b>Rapid 1.2 TSI</b><br><b>Yeti 1.2i 16V</b><br>Eng. CBZA / CBZB Euro 5<br>1198 ccm<br>63-77 kW (85-105 PS)<br><br><b>from 14.05.2012</b> | 10-<br>10-<br>10-13<br>12-<br>09- | <b>71,00</b><br>4   |  |   | 1,20<br>1,20<br>2,00   | <b>795012-00-4</b><br>910 Nit S<br>911 Cr P<br>3PC Nit  | -  | 71,00  | -  | -  |
| <b>S-120 S/L/GL/LS S-1203</b><br>Eng. 742.12 / 742.12X<br>1174 ccm<br>38-43 kW (52-58 PS)   | 76-90                             | <b>72,00</b><br>4   |  |   | 1,50<br>1,50<br>3,00   | <b>794209-00-4</b><br>910 IF Cr *<br>931 P<br>3PC Cr  | -  | 72,00  | -  | -  |
| <b>Rapid 136 / Favont</b><br>Eng. 742.135 / 781.135<br>Eng. 135M<br>1289 ccm<br>43 kW (58 PS)   | 88-                               | <b>75,50</b>  |  |   | 1,50<br>1,50<br>3,00   | <b>794207-00-4</b><br>910 IF Cr S<br>911 P<br>3PC Cr  | -  | 75,50  | -  | -  |
| <b>Fabia 1.4 TSI</b><br>Eng. CAVE / CTHE<br>1390 ccm<br>132 kW (180 PS)   | 10-                               | <b>76,51</b><br>4   | 28,97<br>-<br>-4,21/-1,45<br>-<br>49,97<br>-<br>-<br>-<br>-  | 19<br>x<br>54   | 1,20<br>1,50<br>2,00   | <b>795003-00-4</b><br>910 IF Nit S<br>931 P<br>3PC Cr<br><br><b>795003-50-4</b>                   | <b>805055-00-1</b><br><br>RT   | 76,51<br><br>77,01   | -  | -  |
| <b>Fabia 1.4i 16V</b><br><b>Octavia 1.4i 16V</b><br>Eng. AUA / AUB / AXP / BBY<br>Eng. BBZ<br>1390 ccm<br>55-74 kW 75-101 PS  | 99-07<br>00-13                    | <b>76,51</b><br>3   | 28,92<br>-<br>-2,2/-2,7<br>-2<br>58,5<br>-<br>MØ=62<br>-   | 17<br>x<br>52   | 1,20<br>1,50<br>2,50   | <b>795077-00-3</b><br>910 Nit IF S<br>931 P<br>3PC Cr<br><br><b>795077-50-3</b>                   | <b>805033-00-1</b><br><br><b>805033-50-1</b>   | 76,51<br><br>77,01   | -  | -  |
| <b>Fabia 1.2i</b><br>Eng. AWY / BMD<br>1198 ccm<br>40 kW (54 PS)  | 01-07                             | <b>76,51</b><br>3   | 28,7<br>-<br>-<br>-7,35<br>49,7<br>-<br>-<br>-   | 17<br>x<br>46   | 1,20<br>1,50<br>2,50   | <b>795077-00-3</b><br>910 IF Nit S<br>931 P<br>3PC Cr<br><br><b>795077-50-3</b>                   | <b>805036-00-1</b><br><br><b>805036-50-1</b>   | 76,51<br><br>77,01   | -  | -  |

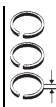


MODEL / ENGINE

YEAR

Dia.  
CYLVT  
MT

Ø x L



SM-REF



SM-REF.

Piston  
Dia.

SM-REF.



SM-REF.

## SKODA

|                                |       |              |            |    |      |                    |                    |       |   |   |
|--------------------------------|-------|--------------|------------|----|------|--------------------|--------------------|-------|---|---|
| <b>Ibiza IV 1.2</b>            | 02-06 | <b>76,51</b> | 29,27      | 17 |      | <b>795077-00-3</b> | <b>805043-00-1</b> | 76,51 | - | - |
| <b>Fabia 1.2</b>               | 03-07 | 3            | -          | x  | 1,20 | 910 IF Nit S       |                    |       |   |   |
| Eng. AZQ / BME                 |       |              | -1,25/-2,8 | 46 | 1,50 | 931 P              |                    |       |   |   |
| <b>Roomster 1.2</b>            | 06-07 |              | -4,11      |    | 2,50 | 3PC Cr             |                    |       |   |   |
| Eng. BME                       |       |              | 49,27      |    |      |                    |                    |       |   |   |
| 1198 ccm                       |       |              | -          |    |      | <b>795077-50-3</b> | <b>805043-50-1</b> | 77,01 | - | - |
| 47 kW (64 PS)                  |       |              | MØ=62,5    |    |      |                    |                    |       |   |   |
| <b>Superb 1.4 TSI 16V</b>      | 08-   | <b>76,51</b> | 28,7       | 17 |      | <b>795096-00-4</b> | <b>805037-00-1</b> | 76,51 | - | - |
| <b>Octavia / Rapid 1.4 TSI</b> | 12-   | 4            | -          | x  | 1,20 | 910 IF Nit S       |                    |       |   |   |
| <b>Yeti 1.4i 16V</b>           | 10-   |              | -          | 46 | 1,20 | 931 P              |                    |       |   |   |
| Eng. CAXC / CAXA               |       |              | -7,35      |    | 2,00 | 3PC Cr P           |                    |       |   |   |
| 1390 ccm                       |       |              | 49,7       |    |      |                    |                    |       |   |   |
| 90/92 kW (122/125 PS)          |       |              | -          |    |      | <b>795096-50-4</b> | <b>805037-50-1</b> | 77,01 | - | - |
| <b>Octavia 1.4 16V</b>         | 04-13 | <b>76,51</b> | 28,92      | 17 |      | <b>795096-00-4</b> | <b>805038-00-1</b> | 76,51 | - | - |
| <b>Octavia 1.4i 16V</b>        | 02-10 | 4            | -          | x  | 1,20 | 910 IF Nit S       |                    |       |   |   |
| <b>Fabia 1.4i 16V</b>          | 04-07 |              | -          | 46 | 1,20 | 931 P              |                    |       |   |   |
| Eng. BCA / BKY                 |       |              | -2,3       |    | 2,00 | 3PC Cr P           |                    |       |   |   |
| 1390 ccm                       |       |              | 47,92      |    |      |                    |                    |       |   |   |
| 55 kW (75 PS)                  |       |              | -          |    |      | <b>795096-50-4</b> | <b>805038-50-1</b> | 77,01 | - | - |
|                                |       |              | MØ=62,3    |    |      |                    |                    |       |   |   |
| <b>Octavia 1.6i</b>            | 97-07 | <b>81,00</b> |            |    |      | <b>795075-00-4</b> | -                  | 81,00 | - | - |
| Eng. AEH / AKL                 |       | 4            |            |    | 1,20 | 910 IF Nit S       |                    |       |   |   |
| 1595 ccm                       |       |              |            |    | 1,50 | 931 P              |                    |       |   |   |
| 74 kW (101 PS)                 |       |              |            |    | 2,00 | 3PC Nit            |                    |       |   |   |
|                                |       |              |            |    |      | <b>795075-50-4</b> | -                  | 81,50 | - | - |
| <b>Octavia 1.6 i</b>           | 00-10 | <b>81,00</b> |            |    |      | <b>795085-00-4</b> | -                  | 81,00 | - | - |
| <b>Octavia 1.6 16V</b>         | 08-13 | 4            |            |    | 1,00 | 910 Nit S          |                    |       |   |   |
| Eng. AVU / BFQ / BGU / BSE     |       |              |            |    | 1,20 | 931 P              |                    |       |   |   |
| 1598 ccm                       |       |              |            |    | 2,00 | 3PC Nit            |                    |       |   |   |
| 75 kW (102 PS)                 |       |              |            |    |      |                    |                    |       |   |   |
| <b>Octavia 1.8i Turbo 20V</b>  | 00-06 | <b>81,00</b> | 32,7       | 20 |      | <b>795074-00-4</b> | <b>805019-00-1</b> | 81,00 | - | - |
| Eng. AGU / ARZ                 |       | 4            | -          | x  | 1,50 | 910 IF Cr S        |                    |       |   |   |
| 1781 ccm                       |       |              | -          | 59 | 1,75 | 931 P              | AK                 |       |   |   |
| 110 kW (150 PS)                |       |              | -1,5       |    | 2,00 | 3PC Nit            |                    |       |   |   |
|                                |       |              | 53,7       |    |      | <b>795074-50-4</b> | <b>805019-50-1</b> | 81,50 | - | - |
|                                |       |              |            |    |      | <b>795069-00-4</b> | -                  | 81,00 | - | - |
|                                |       |              |            |    | 1,50 | 910 IF Cr S        |                    |       |   |   |
|                                |       |              |            |    | 1,75 | 931 P              |                    |       |   |   |
|                                |       |              |            |    | 2,00 | 947 Cr*            |                    |       |   |   |



MODEL / ENGINE

YEAR

Dia.  
CYLVT  
MT

Ø x L



SM-REF



SM-REF.

Piston  
Dia.

SM-REF.



SM-REF.

**SKODA**

**Fabia 2.0**  
**Octavia 2.0**  
**Octavia Combi 2.0**  
**Octavia Combi 2.0 4x4**  
**Superb 2.0**  
 Eng. AEG / APK / AQY / AZH  
 Eng. AZJ / AZM  
 1984 ccm  
 85 kW (116 PS)

99-  
99-  
01-**82,50**  
41,20  
1,50  
2,00**795052-00-2**  
910 IF Nit S  
911 IF P  
3PC Nit

-

82,50

-

-

**Superb 2.8 V6**  
 Eng. AMX / BBG  
 2771 ccm  
 142 kW (193 PS)

02-08

**82,50**  
V6**795052-50-2**

-

83,00

-

-

**Octavia 2.0 RS**  
**Octavia II Combi 2.0 RS**  
**Superb II 2.0 TSI**  
**Superb II Kombi 2.0 TSI**  
 Eng. CCZA  
 1984 ccm  
 147 kW (200 PS)

05-13  
05-13  
10-15  
10-15**82,51**  
4  
-3,00/-3,00  
-6,2  
50,1  
-  
MØ=50  
-21  
x  
56  
T1,20  
1,50  
2,00**795057-00-2**  
910 IF Nit S  
911 IF P  
947 EX Cr \***805057-00-1**

RT

82,51

-

-

**795057-25-2****805057-25-1**

82,76

-

-

**795057-50-2****805057-50-1**

83,01

-

-

**Octavia 1.8 TSI**  
**Octavia II Combi 1.8 TSI**  
**Superb II 1.8 TSI**  
 Eng. BZB  
 1798 ccm  
 118 kW (160 PS)

07-13  
07-13  
08-15**82,51**  
4  
-4,21/-1,45  
-  
49,97  
-  
-21  
x  
53  
T1,20  
1,50  
2,00**795057-00-2**  
910 IF Nit S  
911 IF P  
947 EX Cr \***805060-00-1**

RT

82,51

-

-

**795057-25-2****805060-25-1**

82,76

-

-

**795057-50-2****805060-50-1**

83,01

-

-

**Octavia 2.0 RS**  
**Octavia II Combi 2.0 RS**  
**Superb II 2.0 TSI**  
**Superb II Combi 2.0 TSI**  
 Eng. CCZA  
 1984 ccm  
 147 kW (200 PS)

05-13  
05-13  
10-15  
10-15**82,51**  
4  
-3,70/-3,70  
-6,2  
-  
MØ=50  
-23  
x  
53  
DLC1,20  
1,20  
2,00**795059-00-4**  
910 IF Nit S  
911 P  
947 EX Cr \***805058-00-1**

RT

82,51

-

-

**795059-25-4****805058-25-1**

82,76

-

-

**795059-50-4****805058-50-1**

83,01

-

-

**Octavia 1.8 TSI**  
**Octavia II Combi 1.8 TSI**  
**Octavia II Combi 1.8 TSI4x4**  
**Superb II 1.8 TSI**  
**Superb II 1.8 TSI 4x4**  
**Superb II Combi 1.8 TSI**  
**Superb II Combi 1.8 TSI4x4**  
**Yeti 1.8 TSI 4x4**  
 Eng. CDAA / CDAB  
 1798 ccm  
 112-118 kW (152-160 PS)

07-13  
07-13  
08-13  
08-15  
08-15  
09-15  
09-15  
09-**82,51**  
4  
-2,15/-2,15  
-  
55,98  
-  
-  
-23  
x  
51  
T  
DLC1,20  
1,20  
2,00**795059-00-4**  
910 IF Nit S  
911 P  
947 EX Cr \***805059-00-1**

RT

82,51

-

-

**795059-25-4****805059-25-1**

82,76

-

-

**795059-50-4****805059-50-1**

83,01

-

-

**Octavia 1.8 TSI 16V**  
**Superb 1.8 TSI 16V**  
**Yeti 1.8 TSI 16V**  
 Eng. CDAA  
 1798 ccm  
 118 kW (160 PS)










08-13  
08-  
09-**82,50**  
41,00  
1,20  
1,50**795067-00-4**  
910 IF Nit S  
931  
947 EX Nit

-

82,50

-

-

| MODEL / ENGINE   | YEAR                           |  Dia.<br>CYL |  KH<br>VT<br>MT |  GL<br>BU |  Ø x L |  SM-REF |  SM-REF.                  |  Piston<br>Dia.  |  SM-REF. |  SM-REF. |
|--|--------------------------------|--|---|---|--|---|---|--|--|--|
| <b>SKODA DIESEL</b>  |                                |  |   |   |  |   |   |  |  |  |
| <b>Eng. AYM / BDG</b><br>Superb 2.5 TDI<br>2496 ccm<br>114/120 kW (155/163 PS)   | 02-03                          | <b>78,30</b><br>6  |   |   |  | 1,75<br>2,00<br>3,00  | <b>795086-00-6</b><br>910 Cr S<br>911 IF U P<br>947 EX Cr   | -  | 78,30  | -  |
| <b>Eng. CUSA / CUSB / CUTA</b><br>Fabia 1.4 TDI<br>Rapid 1.4 TDI<br>1422 ccm<br>55-77 kW (74-105 PS)   | 14-<br>15-                     | <b>79,50</b><br>3  |   |   |  | 1,75<br>2,00<br>2,00  | <sup>*NEW*</sup><br><b>795022-00-4</b><br>910 CCL *<br>911 IF U<br>947 EX Cr *                              | -  | 79,50  | -  |
| <b>Eng. CLHA / CRKB</b><br>Octavia III 1.6 TDI / 4x4<br>1598 ccm<br>77-81 kW (105-110 PS)  | 12-                            | <b>79,50</b><br>4  |   |   |  |   |   |  |  |  |
| <b>Eng. AEF</b><br>Felicia 1.9 D<br>Felicia Estate 1.9 D<br>Felicia Mk II 1.9 D<br>Felicia Mk II Estate 1.9 D<br>Felicia Pickup 1.9 D<br>1896 ccm<br>47 kW (64 PS) | 95-98<br>95-98<br>98-01<br>97- | <b>79,50</b><br>4  |   |   |  | 1,75<br>2,00<br>3,00  | <b>795048-00-1</b><br>910 Cr S<br>911 IF U<br>947 EX Cr<br><br><b>795048-50-1</b><br><br><b>795048-10-1</b> | -<br>-<br>-<br>-   | 79,50<br>80,00<br>80,50  | -<br>-<br>-  |
|  |                                |  |   |   |  | 1,75<br>2,00<br>3,00  | <b>795045-00-4</b><br>910 Cr S<br>911 IF U<br>947 EX Cr<br><br><b>795045-50-4</b><br><br><b>795045-10-4</b> | -<br>-<br>-  | 79,51<br>80,01<br>80,51  | -<br>-<br>-  |
| <b>Eng. AGP / AQM / ASY</b><br>Fabia 1.9 SDI<br>Octavia 1.9 SDI<br>1896 ccm<br>47-50 kW (64-68 PS)   | 99-08<br>97-03                 | <b>79,51</b><br>4  | 39,8<br>-<br>-1/-1<br>-17,75<br>60,7<br>-<br>MØ=38<br>-   | 24<br>x<br>59   | 24<br>x<br>59  | 1,75<br>2,00<br>3,00  | <b>795048-00-1</b><br>910 Cr S<br>911 IF U<br>947 EX Cr<br><br><b>795048-50-1</b><br><br><b>795048-10-1</b> | <sup>*NEW*</sup><br><b>805024-00-1</b><br>for Cyl. 1 & 2<br>RT<br><br><sup>*NEW*</sup><br><b>805024-50-1</b><br>for Cyl. 1 & 2<br>-<br><br><sup>*NEW*</sup><br><b>805025-00-1</b><br>for Cyl. 3 & 4<br>RT<br><br><sup>*NEW*</sup><br><b>805025-50-1</b><br>for Cyl. 3 & 4<br>- | 79,51<br>80,01<br>80,51  | -<br>-<br>-  |
|  |                                |  | 39,8<br>-<br>-1/-1<br>-17,75<br>60,7<br>-<br>MØ=38<br>-   | 24<br>x<br>59   | 24<br>x<br>59  | 1,75<br>2,00<br>3,00  | <b>795048-00-1</b><br>910 Cr S<br>911 IF U<br>947 EX Cr<br><br><b>795048-50-1</b><br><br><b>795048-10-1</b> | -<br>-<br>-  | 79,51<br>80,01<br>80,51  | -<br>-<br>-  |
|  |                                |  |   |   |  | 1,75<br>2,00<br>3,00  | <b>795045-00-4</b><br>910 Cr S<br>911 IF U<br>947 EX Cr<br><br><b>795045-50-4</b><br><br><b>795045-10-4</b> | -<br>-<br>-  | 79,51<br>80,01<br>80,51  | -<br>-<br>-  |



MODEL / ENGINE

| YEAR                               | <br>Dia.<br>CYL | <br>VT<br>MT | <br>KH<br>GL | <br>Ø x L | <br>SM-REF | <br>SM-REF. | <br>Piston<br>Dia. | <br>SM-REF. | <br>SM-REF. |   |
|------------------------------------|-----------------|--------------|--------------|-----------|------------|-------------|--------------------|-------------|-------------|---|
| <b>SKODA DIESEL</b>                |                 |              |              |           |            |             |                    |             |             |   |
| <b>Eng. AMF / BNM / BNV</b>        |                 |              |              |           |            |             |                    |             |             |   |
| <b>Eng. BMS</b>                    |                 |              |              |           |            |             |                    |             |             |   |
| Fabia 1.4 TDI                      |                 |              |              |           |            |             |                    |             |             |   |
| 05-08                              | 79,51           | 3            | 45,8         | 26        | 1,75       | 795048-00-1 | 805039-00-1        | 79,51       | -           | - |
| Roomster 1.4 TDI                   |                 |              |              |           |            |             |                    |             |             |   |
| 06-10                              |                 |              | -            | x         | 2,00       | 910 Cr S    | for Cyl. 1 & 2     |             |             |   |
| 1422 ccm                           |                 |              |              |           |            |             |                    |             |             |   |
| 51-59 kW (69-80 PS)                |                 |              |              |           |            |             |                    |             |             |   |
|                                    |                 |              | -1,1         | 63        | 3,00       | 911 IF U    | RT                 |             |             |   |
|                                    |                 |              | -17,6        |           |            | 947 EX Cr   |                    |             |             |   |
|                                    |                 |              | 69,8         |           |            | 795048-50-1 | 805039-50-1        | 80,01       | -           | - |
|                                    |                 |              | -            |           |            | 795048-10-1 | -                  | 80,51       | -           | - |
|                                    |                 |              | MØ=37,90     |           |            |             |                    |             |             |   |
|                                    |                 |              | -            |           |            |             |                    |             |             |   |
|                                    |                 |              | 45,8         | 26        | 1,75       | 795048-00-1 | 805040-00-1        | 79,51       | -           | - |
|                                    |                 |              | -            | x         | 2,00       | 910 Cr S    | for Cyl. 3         |             |             |   |
|                                    |                 |              | -1,1         | 63        | 3,00       | 911 IF U    |                    |             |             |   |
|                                    |                 |              | -17,6        |           |            | 947 EX Cr   |                    |             |             |   |
|                                    |                 |              | 69,8         |           |            | 795048-50-1 | 805040-50-1        | 80,01       | -           | - |
|                                    |                 |              | -            |           |            | 795048-10-1 | -                  | 80,51       | -           | - |
|                                    |                 |              | MØ=37,90     |           |            |             |                    |             |             |   |
|                                    |                 |              | -            |           |            |             |                    |             |             |   |
|                                    |                 |              |              |           | 1,75       | 795045-00-4 | -                  | 79,51       | -           | - |
|                                    |                 |              |              |           | 2,00       | 910 Cr S    |                    |             |             |   |
|                                    |                 |              |              |           | 3,00       | 911 IF U    |                    |             |             |   |
|                                    |                 |              |              |           |            | 947 EX Cr   |                    |             |             |   |
|                                    |                 |              |              |           |            | 795045-50-4 | -                  | 80,01       | -           | - |
|                                    |                 |              |              |           |            | 795045-10-4 | -                  | 80,51       | -           | - |
| <b>Eng. BKD / BMM / BMN</b>        |                 |              |              |           |            |             |                    |             |             |   |
| <b>Eng. BSS / BMP / CBBB</b>       |                 |              |              |           |            |             |                    |             |             |   |
| <b>Eng. CBDB / CEGA / CFFB</b>     |                 |              |              |           |            |             |                    |             |             |   |
| <b>Eng. CFGB / CFHA / CFHC</b>     |                 |              |              |           |            |             |                    |             |             |   |
| <b>Eng. CFHF / CFJA / CLJA</b>     |                 |              |              |           |            |             |                    |             |             |   |
| <b>Eng. CLCA / CLCB</b>            |                 |              |              |           |            |             |                    |             |             |   |
| Octavia 2.0 TDI                    |                 |              |              |           |            |             |                    |             |             |   |
| 02-                                | 81,00           |              |              |           | 1,75       | 795019-00-4 | -                  | 81,00       | -           | - |
| Superb I 2.0 TDI                   |                 |              |              |           |            |             |                    |             |             |   |
| 05-                                |                 |              |              |           | 2,00       | 910 CDL *   |                    |             |             |   |
| Superb II 2.0 TDI                  |                 |              |              |           |            |             |                    |             |             |   |
| 08-                                |                 |              |              |           | 3,00       | 911 IF U Cr |                    |             |             |   |
| Yeti 2.0 TDI                       |                 |              |              |           |            |             |                    |             |             |   |
| 09-                                |                 |              |              |           |            | 947 EX Cr   |                    |             |             |   |
| 1968 ccm                           |                 |              |              |           |            |             |                    |             |             |   |
| 81-125 kW (110-170 PS)             |                 |              |              |           |            |             |                    |             |             |   |
| <b>Eng. CRLB / CRVC / CUNA</b>     |                 |              |              |           |            |             |                    |             |             |   |
| <b>Eng. DDAA / DFCA</b>            |                 |              |              |           |            |             |                    |             |             |   |
| Octavia III 2.0 TDI                |                 |              |              |           |            |             |                    |             |             |   |
| 12-                                | 81,00           |              |              |           | 1,75       | 795021-00-4 | -                  | 81,00       | -           | - |
| Octavia III / Combi 2.0 TDI RS     |                 |              |              |           |            |             |                    |             |             |   |
| 13-                                |                 |              |              |           | 2,00       | 910 CDL *   |                    |             |             |   |
| Octavia III / Combi 2.0 TDI RS 4x4 |                 |              |              |           |            |             |                    |             |             |   |
| 14-                                |                 |              |              |           | 2,00       | 911 IF U Cr |                    |             |             |   |
| Octavia III Combi 2.0 TDI          |                 |              |              |           |            |             |                    |             |             |   |
| 12-                                |                 |              |              |           |            | 947 EX Cr * |                    |             |             |   |
| Superb III 2.0 TDI / 4x4           |                 |              |              |           |            |             |                    |             |             |   |
| 15-                                |                 |              |              |           |            |             |                    |             |             |   |
| Supberb III Kombi 2.0 TDI / 4x4    |                 |              |              |           |            |             |                    |             |             |   |
| 15-                                |                 |              |              |           |            |             |                    |             |             |   |
| 1968 ccm                           |                 |              |              |           |            |             |                    |             |             |   |
| 105-140 kW (143-190 PS)            |                 |              |              |           |            |             |                    |             |             |   |
| <b>Eng. AVR / BBR</b>              |                 |              |              |           |            |             |                    |             |             |   |
| Octavia / Superb 2.0 TDI-PD        |                 |              |              |           |            |             |                    |             |             |   |
| 06-                                | 81,00           |              |              |           | 2,50       | 795041-00-5 | -                  | 81,00       | -           | - |
| YETI 2.0 TDI Cr                    |                 |              |              |           |            |             |                    |             |             |   |
|                                    |                 |              |              |           | 2,00       | 910 Cr *    |                    |             |             |   |
| 1968 ccm                           |                 |              |              |           |            |             |                    |             |             |   |
|                                    |                 |              |              |           | 3,00       | 911 P       |                    |             |             |   |
| 103-125 kW (140-170 PS)            |                 |              |              |           |            |             |                    |             |             |   |
|                                    |                 |              |              |           |            | 947 EX Cr   |                    |             |             |   |
|                                    |                 |              |              |           |            | 795041-50-5 | -                  | 81,50       | -           | - |



MODEL / ENGINE

YEAR

Dia.  
CYL

Ø x L



SM-REF



SM-REF.

Piston  
Dia.

SM-REF.



SM-REF.

**SKODA DIESEL****Eng. AZV / BKD / BMM  
Eng. BMN / BMP / BSS**Octavia  
Octavia Combi  
Superb  
Superb Estate  
1968 ccm  
100-125 kW (136-170 PS)04-  
04-  
09-  
09-81,01  
41,75  
2,00  
3,00**795098-00-4**  
910 CCL \*  
911 IF U  
947 EX Cr

-

81,01

-

-

**Eng. CBDB / CBDB  
Eng. CBDB / CEGA**Superb  
Octavia  
Yeti  
1968 ccm  
103-125 kW (140-170 PS)08-10  
08-13  
09-10**Eng. CFFB / CFGB  
Eng. CFHC / CFHF  
Eng. CFJA / CLCA  
Eng. CLCB / CLJA**Octavia 2.0 TDI 16V  
Yeti 2.0 TDI 16V  
Superb 2.0 TDI 16V  
1968 ccm  
81-125 kW (110-170 PS)10-13  
09-  
10-81,01  
445,8  
-  
-  
-13,1  
68,8  
-  
MØ=50,88  
-26  
x  
661,75  
2,00  
3,00**795098-00-4**  
910 CCL \*  
911 IF U  
947 EX Cr**805026-00-1**  
RT / KK

81,01

-

-

**795098-50-4**  
910 IF Cr \*  
931 P  
947 EX Cr**805026-50-1**

81,51

-

-

**795080-00-4**  
910 IF Cr \*  
931 P  
947 EX Cr

-

81,01

-

-

**795080-50-4**

-

81,51

-

-

**Eng. CBDB / CBDB  
Eng. CEGA**Altea 2.0 TDI 16V  
Leon 2.0 TDI 16V  
Superb 2.0 TDI 16V  
Toledo 2.0 TDI 16V  
Yeti 2.0 TDI 16V  
1968 ccm  
103-125 kW (140-170 PS)06-10  
09-12  
08-10  
09  
0981,01  
445,8  
-  
-  
-12,7  
68,8  
-  
MØ=50,88  
-26  
x  
661,75  
2,00  
3,00**795098-00-4**  
910 CCL \*  
911 IF U  
947 EX Cr**805027-00-1**  
RT / KK

81,01

-

-

**795098-50-4**  
910 IF Cr \*  
931 P  
947 EX Cr**805027-50-1**

81,51

-

-

**795080-00-4**  
910 IF Cr \*  
931 P  
947 EX Cr

-

81,01

-

-

**795080-50-4**

-

81,51

-











-



MODEL / ENGINE

| YEAR                     | <br>Dia.<br>CYL                               | <br>KH<br>GL<br>VT<br>MT                               | <br>Ø x L     | <br>Ø x L            | <br>SM-REF  | <br>SM-REF. | <br>Piston<br>Dia. | <br>SM-REF. | <br>SM-REF. |
|--------------------------|---|--|---------------|----------------------|-------------|-------------|--------------------|-------------|-------------|
| <b>SKODA DIESEL</b>      |   |  |               |                      |             |             |                    |             |             |
| 04-10                    | 81,01<br>4                                    | 45,8<br>-<br>-0,7<br>-18<br>68,8<br>-<br>MØ=38,00<br>- | 26<br>x<br>66 | 1,75<br>2,00<br>3,00 | 795098-00-4 | 805028-00-1 | 81,01              | -           | -           |
| 04-10                    |   |  |               |                      | 910 CCL *   |             |                    |             |             |
|                          |   |  |               |                      | 795098-50-4 | 805028-50-1 | 81,51              | -           | -           |
|                          |   |  |               |                      | 795080-00-4 | -           | 81,01              | -           | -           |
|                          |   |  |               |                      | 910 IF Cr * |             |                    |             |             |
|                          |   |  |               |                      | 931 P       |             |                    |             |             |
|                          |   |  |               |                      | 947 EX Cr   |             |                    |             |             |
|                          |   |  |               |                      | 795080-50-4 | -           | 81,51              | -           | -           |
| 04-10                    | 81,01<br>4                                    | 45,8<br>-<br>-<br>-17,8<br>68,8<br>-<br>MØ=38,00       | 26<br>x<br>66 | 1,75<br>2,00<br>3,00 | 795098-00-4 | 805029-00-1 | 81,01              | -           | -           |
|                          |   |  |               |                      | 910 CCL *   |             |                    |             |             |
|                          |   |  |               |                      | 795098-50-4 | 805029-50-1 | 81,51              | -           | -           |
|                          |   |  |               |                      | 795080-00-4 | -           | 81,01              | -           | -           |
|                          |   |  |               |                      | 910 IF Cr * |             |                    |             |             |
|                          |   |  |               |                      | 931 P       |             |                    |             |             |
|                          |   |  |               |                      | 947 EX Cr   |             |                    |             |             |
|                          |   |  |               |                      | 795080-50-4 | -           | 81,51              | -           | -           |
| <b>SLANZI</b>            |   |  |               |                      |             |             |                    |             |             |
| Eng. DS 2001.2           | 105,00<br>2                                   |  |               |                      | 794551-00-1 | -           | 105,00             | -           | -           |
| Eng. DS 3001.3           | 105,00<br>3                                   |  |               |                      | 914 Cr *    |             |                    |             |             |
| Eng. DS 4001.4           | 105,00<br>4                                   |  |               |                      | 911         |             |                    |             |             |
|                          |   |  |               |                      | 947 EX Cr   |             |                    |             |             |
| <b>SMART</b>             |   |  |               |                      |             |             |                    |             |             |
| City Cabrio 600i / Turbo | 98-<br>98-<br>02-<br>04-<br>98-<br>98-<br>98- | 63,50<br>3   |               |                      |             | 791081-00-3 | -                  | 63,50       | -           |
| City Coupé 600i          |   |  |               |                      |             |             |                    |             |             |
| Crossblade 600i          |   |  |               |                      |             | 910 Nit S   |                    |             |             |
| Fortwo City Coupé 600i   |   |  |               |                      |             | 911 P       |                    |             |             |
| Passion 600i Turbo       |   |  |               |                      |             | 3PC Nit     |                    |             |             |
| Pulse 600i Turbo         |   |  |               |                      |             | 791081-25-3 | -                  | 63,75       | -           |
| Pure 600i Turbo          |   |  |               |                      |             | 791081-50-3 | -                  | 64,00       | -           |
| Eng. M160 R3             |   |  |               |                      |             |             |                    |             |             |
| 599 ccm                  |   |  |               |                      |             |             |                    |             |             |
| 33-40 kW (45-54 PS)      |   |  |               |                      |             |             |                    |             |             |
|                          |   | 27<br>-<br>-<br>-2,75<br>43,5<br>-<br>MØ=50,7<br>-     | 16<br>X<br>48 |                      |             | 791281-00-3 | 801083-00-1        | 63,50       | -           |
|                          |   |  |               |                      |             | 910 Nit S   |                    |             |             |
|                          |   |  |               |                      |             | 911 P       |                    |             |             |
|                          |   |  |               |                      |             | 947 EX Cr P |                    |             |             |
|                          |   |  |               |                      |             | 791281-25-3 | 801083-25-1        | 63,75       | -           |
|                          |   |  |               |                      |             | 791281-50-3 | 801083-50-1        | 64,00       | -           |



| <br><b>MODEL / ENGINE</b>  | <b>YEAR</b>                               | <br><b>Dia.</b><br><b>CYL</b> | <br><b>VT</b><br><b>MT</b> | <br><b>Ø x L</b> |  | <br><b>SM-REF</b>  | <br><b>SM-REF.</b> | <br><b>Piston</b><br><b>Dia.</b> | <br><b>SM-REF.</b> | <br><b>SM-REF.</b> |
|--|---|---|--|---|--|--|--|--|--|--|
| <b>SMART</b><br><br><b>City Cabrio 700i Turbo</b><br><b>Fortwo City Cabrio 700i</b><br><b>Fortwo City Coupé 700i</b><br><b>Roadster 700i</b><br><b>Forfour 700i</b><br>Eng. 0.7L<br>698 ccm<br>37-74 kW (50-101 PS)          | 03-04<br>04-<br>00-<br>03-                | <b>66,50</b><br>3   |  |   | 1,20<br>1,50<br>2,50   | <b>791282-00-3</b><br>910 Cr S<br>911 P<br>947 EX Cr P<br><br><b>791282-25-3</b><br><br><b>791282-50-3</b>   | -<br>-<br>-  | 66,50<br>66,75<br>67,00  | -<br>-<br>-  | -<br>-<br>-  |
| <b>Roadster</b><br>Eng. M160 E7.921 / Euro 4<br>698 ccm<br>37-45 kW (50-61 PS)   | 00-                                       | <b>66,50</b><br>3   |  |   | 1,20<br>1,50<br>2,50   | <b>791251-00-3</b><br>910 Cr S<br>911 P<br>3PC Cr<br><br><b>791251-25-3</b><br><br><b>791251-50-3</b>  | -<br>-<br>-  | 66,50<br>66,75<br>67,00  | -<br>-<br>-  | -<br>-<br>-  |
| <b>Cabrio / City-Coupe 0.7</b><br><b>Fortwo cabrio 0.7</b><br><b>Fortwo Coupe 0.7</b><br><b>Roadster 0.7</b><br><b>Roadster / Coupe 0.7</b><br><b>Brabus</b><br>Eng. M160.910/921/922/923<br>698 ccm<br>33-74 kW (45-100 PS) | 03-04<br>04-07<br>04-07<br>03-05<br>03-05 | <b>66,50</b><br>3   | 25,2<br>-<br>-<br>41,7<br>-<br>-<br>-  | 16<br>x<br>52   | 1,20<br>1,20<br>2,50<br><br>1,20<br>1,20<br>2,50                                 | <b>791252-00-3</b><br>910 Nit S<br>911 P<br>3PC Nit<br><br><b>791267-00-3</b><br>910 Nit S<br>911 P<br>947 EX Cr * P<br><br><b>791267-25-3</b><br><br><b>791267-50-3</b> | -<br>-<br>-<br><br><b>801084-00-1</b><br><br><b>801084-25-1</b><br><br><b>801084-50-1</b>            | 66,50<br>66,75<br>67,00  | -<br>-<br>-  | -<br>-<br>-  |
| <b>Smart 1.0</b><br>Eng. M 132 E 10<br>999 ccm<br>45-52 kW (61-71 PS)<br><br><b>Smart 1.0 / 1.0 Brabus</b><br>Eng. M 132 E 10 AL<br>999 ccm<br>62-75 kW (84-102 PS)  | 07-<br><br>07-                            | <b>72,00</b><br>3   |  |   | 1,00<br>1,20<br>2,00<br><br>1,00<br>1,20<br>2,00                                 | <b>791273-00-3</b><br>910 IF Nit S<br>931 Cr<br>3PC Nit<br><br><b>791273-50-3</b>  | -<br>-<br>-  | 72,00<br>72,50   | -<br>-   | -<br>-   |
| <b>SMART DIESEL</b><br><br><b>Eng. OM 639 DE 15 LA</b><br>Smart FourFour CDI 12V<br>1493 ccm<br>50-70 kW (68-95 PS)  | 04-                                       | <b>83,00</b><br>3   |  |   | 2,00<br>2,00<br>2,00   | <b>791257-00-1</b><br>910 Cr P *<br>911 IF U P<br>947 EX Cr *  | -  | 83,00  | -  | -  |
| <b>SSANG YONG</b><br><br><b>Chairman 3.2</b><br><b>Korando 3.2</b><br><b>Korando 3.2 Cabrio 3.2</b><br><b>Musso 3.2</b><br>Eng. M 104.992 / M 104.995<br>3199 ccm<br>154-162 kW (209-220 PS)                                 | 97-<br>96-<br>99-<br>96-                  | <b>89,90</b><br>4   |  |   | 1,50<br>1,75<br>3,00   | <b>791065-00-4</b><br>910 IF Nit S<br>931 P<br>3PC Cr  | -  | 89,90  | -  | -  |



MODEL / ENGINE

| YEAR                            | Dia. CYL    | KH GL<br>VT BU<br>MT | Ø x L          | SM-REF           | SM-REF.     | Piston Dia. | SM-REF.                                       | SM-REF. |  |
|---------------------------------|-------------|----------------------|----------------|------------------|-------------|-------------|---|---------|--|
| <b>SSANG YONG DIESEL</b>        |             |                      |                |                  |             |             |   |         |  |
| <b>Eng. OM 661.940</b>          |             |                      |                |                  |             |             |   |         |  |
| Instana 2.3 D                   | 89,00       | 44,65                | 26             | 791059-00-4      | 801070-00-1 | 89,00       | 951070-4                                      | -       |  |
| Korando 2.3 D                   | 4           | -                    | X              | 2,50 910 IF Cr   | RT / AK     | 89,00       | A=91,5<br>L=156,5<br>H=4,7<br>C=96,55<br>semi |         |  |
| Musso 2.9 D                     | 95-96-93-00 | -1,0/-1,2            | 62             | 2,00 931 P       |             |             |   |         |  |
| 2299 ccm<br>58 kW (79 PS)       | -9,05       |                      | 3,00 947 EX Cr |                  |             |             |   |         |  |
| <b>Eng. OM 662.940</b>          |             |                      |                |                  |             |             |   |         |  |
| Instana 2.9 D                   | 89,00       |                      |                | 791059-50-4      | 801070-50-1 | 89,50       | 951071-4                                      | -       |  |
| Korando 2.9 D                   | 5           |                      |                | 791059-70-4      | 801070-70-1 | 89,70       |   |         |  |
| Musso 2.9 D                     | 95-96-93-   |                      |                |                  |             |             |   |         |  |
| 2874 ccm<br>70 kW (95 PS)       |             |                      |                |                  |             |             | A=91,5<br>L=156,5<br>H=4,7<br>C=94,05<br>semi |         |  |
| <b>Eng. OM 602.982</b>          |             |                      |                |                  |             |             |   |         |  |
| Korando 2.9 TD                  | 89,00       | 44,75                | 28             | 791016-00-5      | 801071-00-1 | 89,00       | 951071-4                                      | -       |  |
| 2874 ccm                        | 5           | -                    | x              | 2,50 910 IF Cr * | RT / KK     | 89,00       | A=91,5<br>L=156,5<br>H=4,7<br>C=94,05<br>semi | -       |  |
| 95 kW (129 PS)                  | 96-00       | -0,3/-0,6            | 70             | 2,00 931 P       |             |             |   |         |  |
|                                 |             | -16,73               |                | 3,00 947 EX Cr   |             |             |   |         |  |
| <b>Eng. OM 662.983</b>          |             |                      |                |                  |             |             |   |         |  |
| Korando 2.9 TD                  | 89,00       |                      |                | 791016-50-5      | 801071-50-1 | 89,50       | -   | -       |  |
| Musso 2.9 TD                    | 98-99       |                      |                | *NEW*            | -           | 89,70       |   |         |  |
| Rexton 2.9 TD                   | 96-02-      |                      |                |                  |             |             |   |         |  |
| 2874 ccm<br>88 kW (120 PS)      |             |                      |                |                  |             |             |   |         |  |
| <b>Eng. XD3 T / SD3 TE</b>      |             |                      |                |                  |             |             |   |         |  |
| Korando                         | 94,00       |                      |                | 793718-00-4      | -           | 94,00       | -   | -       |  |
| 2498 ccm                        | 4           |                      |                | 3,00 914 Cr *    | -           | 94,00       | -   | -       |  |
| 58 kW (79 PS)                   | 97-         |                      |                | 2,00 911 P       |             |             |   |         |  |
|                                 |             |                      |                | 4,00 947 EX Cr   |             |             |   |         |  |
| <b>Eng. XD3 P</b>               |             |                      |                |                  |             |             |   |         |  |
| Korando 2.5 D 4 wheel Drive     | 94,00       |                      |                | 793714-00-4      | -           | 94,00       | -   | -       |  |
| 2498 ccm                        | 4           |                      |                | 2,00 910 Cr *    | -           | 94,00       | -   | -       |  |
| 53-58 kW (72-79 PS)             | 93-97       |                      |                | 2,00 931         |             |             |   |         |  |
|                                 |             |                      |                | 4,00 947 EX Cr   |             |             |   |         |  |
| <b>STEYR</b>                    |             |                      |                |                  |             |             |   |         |  |
| <b>Eng. WD 311</b>              |             |                      |                |                  |             |             |   |         |  |
| <b>Eng. WD 411</b>              |             |                      |                |                  |             |             |   |         |  |
| <b>Eng. WD 611</b>              |             |                      |                |                  |             |             |   |         |  |
| Tractor 8080 / 8100             | 100,00      |                      |                | 795512-00-1      | -           | 100,00      | -   | -       |  |
|                                 | 3/4/6       |                      |                | 2,50 910 Cr *    | -           | 100,00      | -   | -       |  |
|                                 |             |                      |                | 2,50 911 P       |             |             |   |         |  |
|                                 |             |                      |                | 4,00 947 EX Cr   |             |             |   |         |  |
| <b>Eng. WD 308.40 / 41 / 45</b> |             |                      |                |                  |             |             |   |         |  |
| 540/a, 545/a, 548               | 100,00      |                      |                | 795511-00-1      | -           | 100,00      | -   | -       |  |
| 2355 ccm                        | 3           |                      |                | 2,50 910 Cr *    | -           | 100,00      | -   | -       |  |
| 31-34,5 kW (42-47 PS)           |             |                      |                | 2,50 911 P       |             |             |   |         |  |
|                                 |             |                      |                | 2,50 911 P       |             |             |   |         |  |
|                                 |             |                      |                | 4,00 947 EX Cr   |             |             |   |         |  |
| <b>Eng. WD 408.40 / 41 / 42</b> |             |                      |                |                  |             |             |   |         |  |
| 650/a, 658, 760/a, 768          | 100,00      |                      |                |                  |             |             |   |         |  |
| 3140 ccm                        | 4           |                      |                |                  |             |             |   |         |  |
| 38-46,3 kW (52-63 PS)           | 82-         |                      |                |                  |             |             |   |         |  |



MODEL / ENGINE

YEAR



Dia.  
CYL



VT  
MT



Ø x L



SM-REF



SM-REF.



SM-REF.



Piston  
Dia.



SM-REF.



SM-REF.

### STEYR

#### Eng. WD 308

540 / 545 / 548 / 650 / 760  
2355 ccm

100,00  
3

2,50  
2,50  
2,50

**795504-00-1**  
910 Cr \*  
911 P  
911 P  
947 EX Cr

-

100,00

-

-

#### Eng. WD 408

3140 ccm  
31-46,3 kW (42-63 PS)

100,00  
4

5,00

#### Eng. WD 308.40 / 41 / 45

31-35 kW (42-47 PS)

100,00  
3

2,50  
2,50

**795507-00-1**  
910 Cr \*  
911 P  
947 EX Cr

-

100,00

-

-

#### Eng. WD 408.40 / 41 / 42

540 / 545 / 548 / 650 / 658 / 760 / 768  
38-46 kW (52-63 PS)

68-

100,00  
4

4,00

#### Eng. WD 209

188  
1990 ccm  
20,5 kW (28 PS)

105,00  
2

2,50  
2,50  
2,50  
5,00

**795508-00-2**  
910 IF Cr P \*  
911  
931 P  
947 EX Cr  
946 P

-

105,00

-

-

#### Eng. WD 609 E/F/G/H/N

586 / 680 / 780 C / 890  
Stamo 609 S  
5975 ccm  
110,5 kW (150 PS)

67-70

105,00  
6

5,00

#### Eng. WD 210.40

Tractor 430b  
1996 ccm  
23,5 kW (32 PS)

105,00  
2

3,00  
2,50  
2,50  
5,00  
5,00

**795502-00-1**  
916 Cr P \*  
911  
931 P  
947 EX Cr  
946 P

-

105,00

-

-

#### Eng. WD 410.40

Tractor 870a  
3983 ccm  
51,5 kW (70 PS)

105,00  
4

#### Eng. WD 610.18/19/20

430/586/590/680/690/790  
890/1090/1100/1108/1300  
5975 ccm  
81-97 kW (110-132 PS)

70-79

105,00  
6



MODEL / ENGINE

YEAR

Dia.  
CYLVT  
MT

Ø x L

3,00  
2,50  
4,00

SM-REF



SM-REF.

Piston  
Dia.

SM-REF.



SM-REF.

**STEYR****Eng. WD 412.40 / 41**4396 ccm  
59-62,5 kW (80-85 PS)108,00  
4

795509-00-1

-

108,00

-

-

3,00 914 Cr \*  
2,50 911 P  
4,00 947 EX Cr**Eng. WD 612.00/01/60****63/67/68/70/77/90**  
**Eng. WD 612.85 / 86**  
**Eng. WD 612.87 / 89**  
790 / 791  
8150 / 8165 / 8170  
6590 ccm  
96-155 kW (130-210 PS)108,00  
6**Eng. WD 612.0001/20/40**1200 / 691.136 / 791145  
8140 / 980 / 988  
6595 ccm  
88-106,6 kW (120-145 PS)

77-

108,00  
4**Eng. WD 621.94 / 95****Euro1**  
18S23 / 18S26  
6595 ccm  
171 kW (233 PS)108,00  
6**Eng. WD 113 a**1130 ccm  
11/13 kW (15/18 PS)110,00  
1

795501-00-1

-

110,00

-

-

3,00 910 Cr  
3,00 911 P  
3,00 930 P  
6,00 947 P  
6,00 947 P**Eng. WD 213**

19 kW (26 PS)

110,00  
2**Eng. WD 213 A**

22 kW (30 PS)

**Eng. WD 213 A/C/F/G**2661 ccm  
22-26 kW (30-35 PS)**Eng. WD 313 A**3991 ccm  
34/41 kW (46/55 PS)110,00  
3

795501-00-1

-

110,00

-

-

3,00 910 Cr  
3,00 911 P  
3,00 930 P  
6,00 947 P  
6,00 947 P**Eng. WD 413 T / U**80 / 84 / 86 / 180 / 180 A  
180 N / 2 A / 182 N / 185  
185 A / 280 / 280 A  
5322 ccm  
46/50 kW (62/68 PS)110,00  
4**Eng. WD 615**00 / 20 / 60 / 61 / 65 / 66 / 67 / 69  
71 / 75 / 77 / 79 / 90 / 93  
9726 ccm  
148-206 kW (200-280 PS)126,00  
680  
-  
-0,5  
-25,97  
133  
-  
MØ=68  
-50  
x  
105

795503-00-1

-

126,00

**955501-1**  
A=130,02  
L=241  
H=4,78  
C=134,5

-

3,50 914 IF Mo \* P  
3,00 931 P  
4,00 947 EX Cr P



MODEL / ENGINE

YEAR

Dia.  
CYLKH  
GL  
VT  
MT

Ø x L



SM-REF



SM-REF.

Piston  
Dia.

SM-REF.



SM-REF.

**STEYR****Eng. WD 615.47**Euro 2  
9726 ccm  
273 kW (371 PS)

78-

**126,00**  
680  
-  
-  
-20,4  
123,2  
-  
MØ=74,7  
-50  
x  
105  
T3,50  
3,00  
4,00**795503-00-1**  
914 IF Mo \* P  
931 P  
947 EX Cr P**805503-00-1**  
RT / KK

126,00

**955503-1**  
C=136,5

-

80  
-  
-0,6/-0,6  
-19,6  
123  
-  
MØ=75  
-50  
x  
105  
T3,50  
3,00  
4,00**795503-00-1**  
914 IF Mo \* P  
931 P  
947 EX Cr P**805504-00-1**  
\*NEW  
RT

126,00

-

-

**Eng. WD 615**89 / 91 / 991 / 1291 / 1391  
1491 / 1891 / 1991 / 2591  
2891 / 19S32 / 26S36 6x4  
9726 ccm  
148-232 kW (200-316 PS)

78-

**126,00**  
63,50  
3,00  
4,00**795503-00-1**  
914 IF Mo \* P  
931 P  
947 EX Cr P

-

126,00

-

-

**Eng. WD 815**1291 / 1491 / 1891  
11964 ccm  
243 kW (330 PS)

82-

**126,00**  
V8**Eng. WD 615****126,00**  
63,45  
3,00  
4,00**790030-00-1**  
914 IF Cr P \*  
911 IF U Cr P  
947 EX Cr P

-

126,00

-

-

**SUBARU****Justy 1.0**Eng. 1KR-FE  
998 ccm  
50-53 kW (68-71 PS)

07-

**71,00**  
31,00  
1,00  
1,50**799601-00-3**  
910 IF Cr S  
931 P S  
3PC Cr

-

71,00

-

-

**Dex**Eng. K3-VE  
1297 ccm  
68 kW (92 PS)

08-

**72,00**  
41,20  
1,20  
2,00**799605-00-4**  
910 Cr S  
931 P  
3PC Nit P

-

72,00

-

-

**1300**Eng. EA65  
1298 ccm

71-79

**83,00**  
41,20  
1,50  
4,00**799208-00-4**  
910 Cr \*  
911 P  
947 EX Nit S

-

83,00

-

-

**Traviq**Eng. Z 2.2 XE  
2198 ccm  
108 kW (147 PS)

02-

**86,00**  
41,20  
1,50  
2,50**793562-00-4**  
910 Nit S  
931 P  
3PC Cr

-

86,00

-

-







**793562-50-4**

-










86,50

-

-

| MODEL / ENGINE  | YEAR                             |  Dia.<br>CYL |  KH<br>VT<br>MT |  GL<br>BU |  Ø x L |  SM-REF                             |  SM-REF. |  Piston<br>Dia. |  SM-REF. |  SM-REF. |
|---|----------------------------------|--|---|---|--|---|---|---|--|--|
| <b>SUZUKI</b>   |                                  |  |   |   |  |   |   |   |  |  |
| <b>Big Dipper</b><br>Eng. JL465Q7 / DA465Q<br>Eng. LJ465Q-1AE<br>1100 ccm<br>34 kW (46 PS)                              |                                  | <b>65,50</b><br>4  |   |   |  | <b>799901-00-4</b><br>1,50 910 Cr S<br>1,50 911 P<br>2,80 3PC Cr<br><b>799901-25-4</b><br><b>799901-50-4</b>        | -<br>-<br>-   | 65,50<br>-<br>66,00   | -<br>-<br>-  | -<br>-<br>-  |
| <b>Carry 1.0</b><br><b>Samurai 1.0</b><br><b>SJ 1.0</b><br>Eng. F10A<br>970 ccm<br>30-33 kW (40-45 PS)                  | 85-99<br>88-<br>81-88            | <b>65,50</b><br>4  | 24,5<br>-<br>-5,60/-4,30<br>-2<br>55<br>-<br>MØ=51<br>-   | 16<br>x<br>53   | 1,50<br>1,50<br>2,80   | <b>799413-00-4</b><br>910 Cr S<br>911 P<br>3PC Cr<br><b>799413-25-4</b><br><b>799413-50-4</b><br><b>799413-10-4</b> | <b>809402-00-1</b><br>-<br><b>809402-50-1</b><br>-  | 65,50<br>-<br>66,00<br>66,50  | -<br>-<br>-<br>-   | -<br>-<br>-<br>-   |
| <b>Alto / Jimny / Kei</b><br>Eng. K6A<br>658 ccm  |                                  | <b>68,00</b><br>3  |   |   |  | <b>799434-00-3</b><br>1,00 910 IF Cr S<br>1,20 931 P<br>2,00 3PC Cr   | -   | 68,00   | -  | -  |
| <b>Alto Works</b><br>Eng. K10A<br>996 ccm   |                                  | <b>68,00</b><br>4  |   |   |  | <b>799434-00-4</b><br>1,00 910 IF Cr S<br>1,20 931 P<br>2,00 3PC Cr<br><b>799434-50-4</b>                           | -   | 68,00   | -  | -  |
| <b>Alto 0.8</b><br><b>Alto I 0.8</b><br><b>Alto II 0.8</b><br><b>Maruti 800</b><br>Eng. F8B<br>796 ccm<br>29 kW (39 PS) | 88-96<br>82-85<br>82-93<br>88-94 | <b>68,50</b><br>3  | 25<br>-<br>-6,30/-5,20<br>-3<br>55<br>-<br>MØ=51,5<br>-   | 16<br>x<br>53,5   | 1,50<br>1,50<br>2,80   | <b>799415-00-3</b><br>910 Nit S<br>911<br>3PC Cr<br><b>799415-25-3</b><br><b>799415-50-3</b>                        | <sup>*NEW*</sup> <b>809401-00-3</b><br>-<br><sup>*NEW*</sup> <b>809401-50-3</b>           | 68,50<br>-<br>69,00   | -<br>-<br>-  | -<br>-<br>-  |
| <b>Alto / Wagon / Maruti</b><br>800 ccm   |                                  | <b>68,50</b><br>3/4  |   |   |  | <b>799440-00-3</b><br>1,20 910 IF Cr P S<br>1,50 931 P<br>2,50 3PC Cr P<br><b>799440-50-3</b><br><b>799440-10-3</b> | -<br>-<br>-   | 68,50<br>-<br>69,00<br>69,50  | -<br>-<br>-  | -<br>-<br>-  |
| <b>Wagon R+</b><br>Eng. K12A<br>1242 ccm<br>51 kW (69 PS)   | 98-                              | <b>71,00</b><br>4  |   |   |  | <b>799425-00-4</b><br>1,00 910 IF Cr S<br>1,20 911 Cr P<br>2,00 3PC Nit   | -   | 71,00   | -  | -  |

| <br><b>MODEL / ENGINE</b>   | <b>YEAR</b>  | <br><b>Dia.</b><br><b>CYL</b> | <br><b>VT</b><br><b>MT</b> | <br><b>Ø x L</b> |  | <br><b>SM-REF</b>        | <br><b>SM-REF.</b> | <br><b>Piston</b><br><b>Dia.</b> | <br><b>SM-REF.</b> | <br><b>SM-REF.</b> |
|---|--|---|--|---|--|--|--|--|--|--|
| <b>SUZUKI</b><br><br><b>Swift</b><br>Eng. G10<br>999 ccm  |  | <b>72,00</b><br>4   |  |   | 1,20<br>1,50<br>2,80   | <b>799441-00-4</b><br>910 IF Cr P S<br>931 P<br>3PC Cr<br><br><b>799441-50-4</b>                         | -<br><br>-   | 72,00<br><br>72,50   | -<br><br>-   | -<br><br>-   |
| <b>Alto / Multi Suzuki</b><br><b>Splash / Wagon R</b><br>Eng. K10B<br>996 ccm<br>50 kW (68 PS)  |  | <b>73,00</b><br>3   |  |   | 1,00<br>1,20<br>2,00   | *NEW*<br><b>799460-00-3</b><br>910 IF Cr S<br>931 P<br>3PC Cr<br><br>*NEW*<br><b>799460-50-3</b>         | -<br><br>-   | 73,00<br><br>73,50   | -<br><br>-   | -<br><br>-   |
| <b>Swift I 1.0</b><br>Eng. G10<br>993 ccm<br>37 kW (50 PS)  | 83-89  | <b>74,00</b><br>3   |  |   | 1,20<br>1,20<br>2,50   | *NEW*<br><b>799428-00-3</b><br>910 IF Nit S<br>931 P<br>3PC Nit  | -<br><br>-   | 74,00  | -<br><br>-   | -<br><br>-   |
| <b>Swift</b><br>Eng. G13B / G13BB<br>1298 ccm<br>44-56 kW (60-76 PS)  |  | <b>74,00</b><br>4   |  |   | 1,20<br>1,20<br>2,50   | *NEW*<br><b>799429-00-4</b><br>910 IF Nit S<br>931 P<br>3PC Nit  | -<br><br>-   | 74,00  | -<br><br>-   | -<br><br>-   |
| <b>Escudo 1.6 / Vitara 1.6i</b><br><b>Swift 1.6i 16V</b><br><b>Vitara 1.6i 16V</b><br>Eng. G16A<br>1590 ccm<br>59-70 kW (80-95 PS)  | 88-98<br>91-95<br>98-  | <b>75,00</b><br>4   |  |   | 1,20<br>1,50<br>2,80   | <b>799420-00-4</b><br>910 IF Nit S<br>931 AN P<br>3PC Cr   | -<br><br>-   | 75,00  | -<br><br>-   | -<br><br>-   |
| <b>Esteem / Vitara / X-90</b><br>Eng. G16U<br>1590 ccm  |  | <b>75,00</b><br>4   |  |   | 1,20<br>1,20<br>2,50   | <b>799430-00-4</b><br>910 IF Nit S<br>931 P<br>3PC Cr P  | -<br><br>-   | 75,00  | -<br><br>-   | -<br><br>-   |
| <b>Aerio 1.3i 16V</b><br><b>Ignis / Jimny 1.3i 16V</b><br><b>Justy 1.3i 16V</b><br><b>Liana 1.3i 16V</b><br><b>New Ignis 1.3i 16V</b><br><b>New Swift R+ 1.3i 16V</b><br><b>Samurai 1.3i 16V</b><br><b>Solio 1.3i 16V</b><br><b>Swift 1.3i 16V</b><br><b>Wagon R+ 1.3i 16V</b><br>Eng. M13A<br>1328 ccm<br>60-62 kW (82-85 PS)<br><br><b>Aerio / Liana 1.5i 16V</b><br><b>Justy 1.5 16V</b><br><b>New Ignis 1.5i 16V</b><br><b>New Swift 1.5i 16V</b><br><b>SX4 1.5i 16V</b><br>Eng. M15A<br>1491 ccm<br>73-81 kW (99-110 PS) | 00-<br>03-<br>01-<br>03-<br>04-<br>05-<br>89<br>03-<br><br>01-<br>03-<br>03-<br>04-<br>05- | <b>78,00</b><br>4   |  |   | 1,20<br>1,20<br>2,50   | <b>799432-00-4</b><br>910 Cr S Fe<br>931 P<br>3PC Cr<br><br><b>799432-50-4</b><br><br><b>799432-10-4</b> | -<br><br>-<br><br>-<br><br>-   | 78,00<br><br>78,50<br><br>79,00  | -<br><br>-<br><br>-<br><br>-   | -<br><br>-<br><br>-<br><br>-   |

| MODEL / ENGINE   | YEAR | <br>Dia.<br>CYL | <br>KH GL<br>VT BU<br>MT | <br>Ø x L | <br>SM-REF | <br>SM-REF.  | <br>SM-REF. | <br>Piston<br>Dia. | <br>SM-REF. | <br>SM-REF. |
|--|------|---|--|--|--|--|---|--|---|---|
|  |      |   |  |  |  |  |   |  |   |   |
| <b>SUZUKI</b>  |      |   |  |  |  |  |   |  |   |   |
| <b>Wagon R / Jimny</b><br>Eng. M13A<br>1328 ccm<br>60-62 kW (82-85 PS)   |      | <b>78,00</b><br>4   |  |  |  | <b>799435-00-4</b><br>1,20 910 IF Cr S<br>1,50 931 P<br>2,80 3PC Cr  | -   | 78,00  | -   | -   |
| <b>Eng. J20B</b><br>SX-4<br>1995 ccm   |      | <b>84,00</b><br>4   |  |  |  | <b>799403-00-4</b><br>1,20 910 IF Nit S<br>1,20 931 Cr<br>2,50 3PC Nit<br><br><b>799403-25-4</b><br><br><b>799403-50-4</b>                     | -   | 84,00<br>84,25<br>84,50  | -   | -   |
| <b>Eng. J18 / J18A</b><br>Estreem / Caltus<br>1840 ccm<br>89 kW (119 PS)<br><br><b>Eng. J20 / J20A</b><br>Escudo / Aerio<br>1995 ccm<br>95 kW (127 PS) |      | <b>84,00</b><br>4   |  |  |  | <sup>*NEW*</sup><br><b>799431-00-4</b><br>1,20 910 IF Nit S<br>1,50 931 P<br>2,50 3PC Nit  | -   | 84,00  | -   | -   |
| <b>SUZUKI DIESEL</b>   |      |   |  |  |  |  |   |  |   |   |
| <b>Eng. Z 1.3 DT</b><br>Igues / Wagon R+<br>1247 ccm<br>51-55 kW (69-75 PS)  | 03-  | <b>69,60</b><br>4   | 40,43<br>-<br>-<br>-12,4<br>63,43<br>-<br>MØ=37  | 23<br>x<br>56  |  | <b>792096-00-4</b><br>2,00 910 Cr *<br>1,50 911 P<br>2,00 947 EX Nit S<br><br><b>792096-40-4</b>   | <b>802021-00-1</b><br><br>RT<br><br><b>802021-40-1</b>  | 69,90<br>70,00   | -   | -   |
| <b>Eng. 9HX Euro 4</b><br>SX4 1.6 DDIS<br>1560 ccm<br>66 kW (89 PS)  | 07-  | <b>75,00</b><br>4   |  |  |  | <b>793758-00-4</b><br>3,00 916 Cr *<br>1,95 931 P<br>2,50 947 EX Nit S<br><br><b>793758-50-4</b>   | -   | 75,00<br>75,50   | -   | -   |
| <b>Eng. K9K 700</b><br>Jimny 1.5 DDiS<br>1461 ccm<br>48-50 kW (65-68 PS)   | 03-  | <b>76,00</b><br>4   | 41,78<br>-0,48<br>-0,28<br>-14<br>66<br>MØ=39,70   | 25<br>x<br>60<br>T   |  | <b>793845-00-4</b><br>2,00 910 Cr *<br>2,00 931 P<br>2,50 947 EX Nit S<br><br><sup>*NEW*</sup><br><b>793845-25-4</b><br><br><b>793845-50-4</b> | <b>803830-00-1</b><br><br><br><br><b>803830-50-1</b>  | 76,00<br>76,25<br>76,50  | -   | -   |
|  |      |   | 41,8<br>-0,25<br>-0,4<br>-14<br>66<br>MØ=39,65<br>MV=2,6   | 26<br>x<br>60<br>T   |  | <b>793845-00-4</b><br>2,00 910 Cr *<br>2,00 931 P<br>2,50 947 EX Nit S<br><br><sup>*NEW*</sup><br><b>793845-25-4</b><br><br><b>793845-50-4</b> | <b>803831-00-1</b><br><br><br><br><b>803831-50-1</b>  | 76,00<br>76,25<br>76,50  | -   | -   |





MODEL / ENGINE

| YEAR                         | <br>Dia.<br>CYL | <br>KH GL<br>VT BU<br>MT | <br>Ø x L | <br>Ø x L | <br>SM-REF   | <br>SM-REF. | <br>Piston<br>Dia. | <br>SM-REF. | <br>SM-REF. |
|------------------------------|-----------------|--------------------------|-----------|-----------|--------------|-------------|--------------------|-------------|-------------|
| <b>SUZUKI DIESEL</b>         |                 |                          |           |           |              |             |                    |             |             |
| <b>Eng. D 19AA</b>           |                 |                          |           |           |              |             |                    |             |             |
| 06-                          | 82,00           | 46,5                     | 26        | 2,00      | 792098-00-4  | 802023-00-1 | 82,00              | -           | -           |
| 06-                          | 4               | -                        | x         | 2,00      | 910 Cr *     | RT          |                    |             |             |
|                              |                 | -0,5                     | 61        | 2,00      | 931 P        |             |                    |             |             |
|                              |                 | -17,5                    |           | 2,00      | 947 EX Nit S |             |                    |             |             |
|                              |                 | 72,5                     |           |           | 792098-40-4  | 802023-40-1 | 82,40              | -           | -           |
|                              |                 | -                        |           |           |              |             |                    |             |             |
|                              |                 | MØ=37,5                  |           |           |              |             |                    |             |             |
|                              |                 | -                        |           |           |              |             |                    |             |             |
| <b>Eng. XUD9 A</b>           |                 |                          |           |           |              |             |                    |             |             |
| 95-98                        | 83,00           |                          |           | 2,00      | 793723-00-4  | -           | 83,00              | 953702-4    | -           |
|                              | 4               |                          |           | 2,00      | 910 Cr P *   |             |                    | A=86        |             |
|                              |                 |                          |           | 2,00      | 911 IF U P   |             |                    | L=153,5     |             |
|                              |                 |                          |           | 3,00      | 947 EX Cr P  |             |                    | semi        |             |
|                              |                 |                          |           |           | *NEW*        |             |                    |             |             |
|                              |                 |                          |           |           | 793723-25-4  | -           | 83,25              | -           | -           |
|                              |                 |                          |           |           | 793723-50-4  | -           | 83,50              | -           | -           |
|                              |                 |                          |           |           | 793723-80-4  | -           | 83,80              | -           | -           |
|                              |                 |                          |           |           | 793723-10-4  | -           | 84,00              | -           | -           |
| <b>Eng. XUD9 SD</b>          |                 |                          |           |           |              |             |                    |             |             |
| -96                          | 83,00           |                          |           | 3,50      | 793729-00-4  | -           | 83,00              | -           | -           |
|                              | 4               |                          |           | 2,00      | 914 Cr *     |             |                    |             |             |
|                              |                 |                          |           | 2,00      | 911 IF U P   |             |                    |             |             |
|                              |                 |                          |           | 3,00      | 947 EX Cr P  |             |                    |             |             |
|                              |                 |                          |           |           | 793729-50-4  | -           | 83,50              | -           | -           |
| <b>Eng. XUD9 SE</b>          |                 |                          |           |           |              |             |                    |             |             |
| 98-                          | 83,00           | 46,8                     | 28        | 3,00      | 793744-00-4  | 803719-00-1 | 83,00              | -           | -           |
|                              | 4               | -                        | x         | 2,00      | 914 Cr *     | RT          |                    |             |             |
|                              |                 | -                        | 68        | 2,00      | 911 IF U P   |             |                    |             |             |
|                              |                 | -3,5                     | T         | 3,00      | 947 EX Cr P  |             |                    |             |             |
|                              |                 | 79,3                     |           |           | 793744-50-4  | 803719-50-1 | 83,50              | -           | -           |
|                              |                 | -                        |           |           |              |             |                    |             |             |
|                              |                 | -                        |           |           |              |             |                    |             |             |
|                              |                 | -                        |           |           |              |             |                    |             |             |
| <b>Eng. D20AA Euro 5</b>     |                 |                          |           |           |              |             |                    |             |             |
| 09-                          | 83,00           |                          |           | 1,50      | 793509-00-4  | -           | 83,00              | -           | -           |
| 09-                          | 4               |                          |           | 1,50      | 910 CCLP *   |             |                    |             |             |
|                              |                 |                          |           | 2,00      | 931 P        |             |                    |             |             |
|                              |                 |                          |           |           | 947 EX Cr *  |             |                    |             |             |
|                              |                 |                          |           |           | 793509-40-4  | -           | 83,40              | -           | -           |
| <b>Eng. DW10 ATED4 (RHW)</b> |                 |                          |           |           |              |             |                    |             |             |
| 01-                          | 85,00           | 46,75                    | 28        | 3,50      | 793749-00-4  | 803749-00-1 | 85,00              | -           | -           |
|                              | 4               | -                        | x         | 2,00      | 914 Cr *     | RT          |                    |             |             |
|                              |                 | -1                       | 70        | 2,00      | 911 IF       |             |                    |             |             |
|                              |                 | -18,3                    |           | 3,00      | 947 EX Cr    |             |                    |             |             |
|                              |                 | 80,75                    |           |           | *NEW*        |             |                    |             |             |
|                              |                 | MØ=38,01                 |           |           | 793749-25-4  | -           | 85,25              | -           | -           |
|                              |                 | -                        |           |           | 793749-50-4  | 803749-50-1 | 85,50              | -           | -           |
|                              |                 |                          |           |           | 793749-60-4  | -           | 85,60              | -           | -           |



MODEL / ENGINE

YEAR

Dia.  
CYL

Ø x L



SM-REF



SM-REF.

Piston  
Dia.

SM-REF.



SM-REF.

**TALBOT****Samba**Eng. XV8 / XV5  
954 ccm  
31-34 kW (42-46 PS)

81-86

**70,00**  
42,00  
2,00  
4,00**793701-00-4**  
910 IF Cr  
931 P  
3PC Cr

-

70,00

-

-

**Samba**Eng. XY 6B  
1360 ccm  
44-53 kW (60-72 PS)

82-86

**75,00**  
41,75  
2,00  
3,00**793738-00-4**  
910 IF Cr S  
931 P  
946 EX P

-

75,00

-

-

**793738-25-4**

-

75,25

-

-

**Samba**Eng. XY 6B  
1360 ccm  
44-53 kW (60-72 PS)

82-86

**75,00**  
41,75  
2,00  
4,00**793817-00-4**  
910 IF Cr S  
931 P  
3PC Cr

-

75,00

-

-

**Samba Rallye**Eng. 129 D / XZ7R  
1219 ccm  
65-66 kW (88-90 PS)

82-84

**75,00**  
41,75  
2,00  
4,00**794102-00-4**  
910 IF Cr S  
911 P  
3PC Cr

-

75,00

-

-

**Samba GLS 6CV**  
**Samba GLS 7CV**  
**Samba Rallye 7CV**Eng. 5K2 (150.B)  
Eng. 5K3 (150.B)  
1360ccm

82-86

82-86

85-86

**75,00**

1,75

2,00

4,00

**794102-50-4**

-

75,50

-

-

**Samba 1.4****Samba 1.4 Rallye**  
**Samba Convertible 1.4**Eng. XY7 / XY8  
1360 ccm  
53-59 kW (72-80 PS)

81-86

83-86

81-86

**75,00**

1,75

2,00

4,00

**794102-50-4**

-

75,50

-

-

**Tagora 2.6**Eng. L6  
2664 ccm  
122 kW (166 PS)

81-83

**88,00**  
61,50  
2,00  
4,00**793707-00-2**  
910 IF Cr \*  
911 IF  
3PC Cr

-

88,00

-

-

**Express 1000 -1500****Bus 2.0**  
**Flatbed / Chassia 2.0**  
**Express 1000 -1800**  
**Van 2.0**Eng. XN1TA  
1971 ccm  
57-69 kW (78-94 PS)

82-90

82-94

82-90

**88,00**  
4

1,50

2,00

4,00



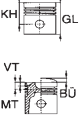







**793707-00-2**

-

88,00

-

-

| <br><b>MODEL / ENGINE</b>   | <b>YEAR</b>  | <br><b>Dia. CYL</b> |  | <br><b>Ø x L</b> |  | <br><b>SM-REF</b>  | <br><b>SM-REF.</b>   | <br><b>Piston Dia.</b>  | <br><b>SM-REF.</b>  | <br><b>SM-REF.</b>  |
|---|--|---|--|---|--|--|--|---|---|---|
| <b>TALBOT DIESEL</b><br><br><b>Eng. XUD9 / 7 CV</b><br>Horizon / Solara 1.9 D<br>1905 ccm<br>47-52 kW (64-71 PS)<br><br><b>Eng. XUD9 A</b><br>Express 1000-1500 Bus 1.9 D<br>Express 1000-1800 Van 1.9 D<br>1905 ccm<br>51 kW (69 PS) | 82-86<br><br><br><br><br><br><br><br><br><br>87-90 | <b>83,00</b><br>4   |  |   | 2,00<br>2,00<br>3,00   | <b>793723-00-4</b><br>910 Cr P *<br>911 IF U P<br>947 EX Cr P<br><br>*NEW*<br><b>793723-25-4</b><br><br><b>793723-50-4</b><br><br><b>793723-80-4</b><br><br><b>793723-10-4</b> | -<br><br><br><br><br><br><br><br><br><br>-<br><br><br><br><br><br><br><br><br><br>-<br><br><br><br><br><br><br><br><br><br>-<br><br><br><br><br><br><br><br><br><br>-<br><br><br><br><br><br><br><br><br><br>- | 83,00<br><br><br><br><br><br><br><br><br><br>83,25<br><br><br><br><br><br><br><br><br><br>83,50<br><br><br><br><br><br><br><br><br><br>83,80<br><br><br><br><br><br><br><br><br><br>84,00 | <b>953702-4</b><br>A=86<br>L=153,5<br>semi<br><br><br><br><br><br><br><br><br><br>-<br><br><br><br><br><br><br><br><br><br>-<br><br><br><br><br><br><br><br><br><br>-<br><br><br><br><br><br><br><br><br><br>-<br><br><br><br><br><br><br><br><br><br>- | -<br><br><br><br><br><br><br><br><br><br>-<br><br><br><br><br><br><br><br><br><br>-<br><br><br><br><br><br><br><br><br><br>-<br><br><br><br><br><br><br><br><br><br>- |
| <b>Eng. CRD93</b><br>Express 2.5 D<br>2498 ccm<br>54-55 kW (73-75 PS)   | 82-94  | <b>93,00</b><br>4   | 52,75<br>-<br>-<br>-7,4<br>95<br>-<br>-<br>-                                     | 30<br>x<br>78   | 2,50<br>2,00<br>4,00   | <b>793735-00-4</b><br>910 IF Cr S<br>911 P<br>947 EX Cr  | <b>803716-00-1</b><br><br><br>RT<br><br><br><b>803716-50-1</b>   | 93,00<br><br><br><br><br><br><br><br><br><br>93,50  | *NEW*<br><b>953710-4</b><br>A=97,50<br>L=163<br>H=5<br>C=99<br>semi   | -<br><br><br><br><br><br><br><br><br><br>-<br><br><br><br><br><br><br><br><br><br>-<br><br><br><br><br><br><br><br><br><br>-<br><br><br><br><br><br><br><br><br><br>- |
| <b>Eng. U25.651</b><br>Express<br>Express 290 / 310 / 350<br>Express Sportsman<br>2500 ccm<br>52 kW (71 PS)   | -84  | <b>93,00</b><br>4   |  |   | 2,00<br>2,00<br>4,00   | <b>793741-00-4</b><br>910 Cr *<br>911 P<br>947 Cr  | -<br><br><br><br><br><br><br><br><br><br>-<br><br><br><br><br><br><br><br><br><br>-<br><br><br><br><br><br><br><br><br><br>-<br><br><br><br><br><br><br><br><br><br>-  | 93,00   | -<br><br><br><br><br><br><br><br><br><br>-<br><br><br><br><br><br><br><br><br><br>-<br><br><br><br><br><br><br><br><br><br>-<br><br><br><br><br><br><br><br><br><br>-   | -<br><br><br><br><br><br><br><br><br><br>-<br><br><br><br><br><br><br><br><br><br>-<br><br><br><br><br><br><br><br><br><br>-<br><br><br><br><br><br><br><br><br><br>- |
| <b>Eng. XD 2S</b><br>Tagora 2.3 Turbo Diesel<br>2304 ccm<br>59 kW (80 PS)   | 81-87  | <b>94,00</b><br>4   |  |   | 3,00<br>2,00<br>4,00   | <b>793718-00-4</b><br>914 Cr *<br>911 P<br>947 EX Cr<br><br><b>793718-40-4</b>   | -<br><br><br><br><br><br><br><br><br><br>-<br><br><br><br><br><br><br><br><br><br>-<br><br><br><br><br><br><br><br><br><br>-<br><br><br><br><br><br><br><br><br><br>-  | 94,00<br><br><br><br><br><br><br><br><br><br>94,40  | -<br><br><br><br><br><br><br><br><br><br>-<br><br><br><br><br><br><br><br><br><br>-<br><br><br><br><br><br><br><br><br><br>-<br><br><br><br><br><br><br><br><br><br>-   | -<br><br><br><br><br><br><br><br><br><br>-<br><br><br><br><br><br><br><br><br><br>-<br><br><br><br><br><br><br><br><br><br>-<br><br><br><br><br><br><br><br><br><br>- |
| <b>TATRA</b><br><br><b>Eng. T-3-928</b><br>Tatra 815<br>12660 ccm<br>166 kW (226 PS)<br><br><b>Eng. T-3-929</b><br>15825 ccm<br>208 kW (283 PS)<br><br><b>Eng. T-3-930</b><br>15825 ccm<br>250 kW (340 PS)                            | 82-  | <b>120,00</b><br>1  |  |   | 3,50<br>3,00<br>5,00   | <b>794702-00-1</b><br>914 Cr P *<br>911<br>947 EX Cr P   | -<br><br><br><br><br><br><br><br><br><br>-<br><br><br><br><br><br><br><br><br><br>-<br><br><br><br><br><br><br><br><br><br>-<br><br><br><br><br><br><br><br><br><br>-  | 120,00  | -<br><br><br><br><br><br><br><br><br><br>-<br><br><br><br><br><br><br><br><br><br>-<br><br><br><br><br><br><br><br><br><br>-<br><br><br><br><br><br><br><br><br><br>-   | -<br><br><br><br><br><br><br><br><br><br>-<br><br><br><br><br><br><br><br><br><br>-<br><br><br><br><br><br><br><br><br><br>-<br><br><br><br><br><br><br><br><br><br>- |
| <b>TOYOTA</b><br><br><b>Yaris 1.0</b><br>Eng. 1SZ-FE<br>998 ccm<br>48-50 kW (65-68 PS)  | 03-05  | <b>69,00</b><br>4   |  |   | 1,20<br>1,20<br>2,00   | <b>799600-00-4</b><br>910 Cr S<br>931 P<br>3PC Nit   | -<br><br><br><br><br><br><br><br><br><br>-<br><br><br><br><br><br><br><br><br><br>-<br><br><br><br><br><br><br><br><br><br>-<br><br><br><br><br><br><br><br><br><br>-  | 69,00   | -<br><br><br><br><br><br><br><br><br><br>-<br><br><br><br><br><br><br><br><br><br>-<br><br><br><br><br><br><br><br><br><br>-<br><br><br><br><br><br><br><br><br><br>-   | -<br><br><br><br><br><br><br><br><br><br>-<br><br><br><br><br><br><br><br><br><br>-<br><br><br><br><br><br><br><br><br><br>-<br><br><br><br><br><br><br><br><br><br>- |

| MODEL / ENGINE   | YEAR                            |  Dia.<br>CYL |  KH<br>GL<br>VT<br>MT |  Ø x L |  |  SM-REF |  SM-REF. |  Piston<br>Dia. |  SM-REF. |  SM-REF. |
|--|---------------------------------|--|---|---|--|---|--|---|--|--|
| <b>TOYOTA</b>  |                                 |  |   |   |  |   |  |   |  |  |
| <b>Aygo / Belta 1.0i</b><br><b>iQ 1.0i</b><br><b>Passo 1.0i</b><br><b>Vitz / Yaris I 1.0i</b><br><b>Yaris II 1.0i</b><br>Eng. 1KR-FE<br>998 ccm<br>50-53 kW (68-71 PS) | 05-<br>08-<br>09-<br>05-<br>06- | <b>71,00</b><br>3  |   |   | 1,00<br>1,00<br>1,50   | <b>799601-00-3</b><br>910 IF Cr S<br>931 P S<br>3PC Cr                                  | -  | 71,00   | -  | -  |
| <b>bB Z / S 1.3 4WD</b><br><b>bB S 1.3 2WD</b><br>Eng. K3-VE<br>1297 ccm<br>68 kW (92 PS)  | 05-<br>05-                      | <b>72,00</b><br>4  |   |   | 1,20<br>1,20<br>2,00   | <b>799605-00-4</b><br>910 Cr S<br>931 P<br>3PC Nit P                                    | -  | 72,00   | -  | -  |
| <b>Avanza</b><br><b>bB Z 1.5 2WD / Rush</b><br><b>Passo Sette / Terios</b><br>Eng. 3SZ-VE<br>1495 ccm<br>80 kW (108 PS)  | 03-<br>05-<br>06-               | <b>72,00</b><br>4  |   |   | 1,20<br>1,20<br>2,00   | <b>799612-00-4</b><br>910 IF Cr S<br>931 P<br>3PC Nit P<br><br><b>799612-50-4</b>       | -<br><br>-   | 72,00<br><br>72,50  | -<br><br>-   | -<br><br>-   |
| <b>Etios 1.5</b><br><b>Etios Cross 1.2 / 1.5</b><br><b>Etios Liva 1.2</b><br>Eng. 2NR-FE / 3NR-FE<br>1197/1496 ccm<br>59-68 kW (80-92 PS)                              | 10-<br>14-<br>11-               | <b>72,50</b><br>4  |   |   | 1,00<br>1,00<br>2,00   | <b>799625-00-4</b><br>910 Nit S<br>911 P S<br>3PC Nit<br><br><b>799625-00-4</b>         | -<br><br>-   | 72,50<br><br>73,00  | -<br><br>-   | -<br><br>-   |
| <b>Eng. 2E-2</b><br>1295 ccm   |                                 | <b>73,00</b><br>4  |   |   | 1,50<br>1,50<br>3,00   | <b>799604-00-4</b><br>910 IF Nit S<br>931 AN P<br>3PC Cr                                | -  | 73,00   | -  | -  |
| <b>Corolla VI 1.5 12V</b><br><b>Corona 1.5 12 V</b><br><b>Starlet 1.5 12V</b><br><b>Tercel 1.5 12V</b><br>Eng. 3E<br>1456 ccm<br>58-65 kW (79-87 PS)                   | 86-94<br>87-92<br>86-94<br>86-  | <b>73,00</b><br>4  |   |   | 1,50<br>1,50<br>3,00   | <b>799682-00-4</b><br>910 Cr S<br>931 P<br>3PC Cr                                       | -  | 73,00   | -  | -  |
| <b>Etios Liva 1.4</b><br><b>Etios (NGK1) 1.4</b><br>Eng. 1NDTV<br>1364 ccm<br>50 kW (68 PS)  | 11-<br>10-                      | <b>73,00</b><br>4  |   |   | 1,50<br>1,20<br>3,00   | <b>799720-00-4</b><br>910 Nit S<br>911 Cr<br>947 EX Nit S                               | -  | 73,00   | -  | -  |



MODEL / ENGINE

YEAR

Dia.  
CYLVT  
MT

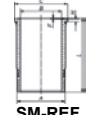
Ø x L



SM-REF



SM-REF.

Piston  
Dia.

SM-REF.



SM-REF.

**TOYOTA****Corolla VII 1.3i 16V****Corsa 1.3 16V****Starlet 1.3i 16V**

Eng. 4E-FE (55kW)

1331 ccm

55 kW (75 PS)

95-97

**74,00**

4

1,20

1,20

3,00

**799667-00-4**

910 IF Nit S

911 P

3PC Nit

-

74,00

-

-

**Corolla VIII 1.3 / 16V****Paseo 1.3i 16V**

Eng. 4E-FE (63 kW)

1332 ccm

63 kW (86 PS)

97-00

96-

**Corolla VII 1.3i 16V****Corsa 1.3 16V****Sprinter / Starlet 1.3 16V**

Eng. 4E-FE (65 kW)

1332 ccm

65-73 kW (88-99 PS)

92-95

89-95

**Starlet**

Eng. 4K-E Gasoline

1290 ccm

48 kW (65 PS)

82-84

**75,00**

4

1,50

1,50

4,00

**799608-00-4**

910 IF Cr S

911 P

3PC Cr

-

75,00

-

-

**Chaser / Cresta****Crown / Mark II****Soarer**

Eng. 1G Gasoline

1988 ccm

79-

**75,00**

6

1,50

1,50

4,00

**799609-00-6**

910 IF Cr S

911 P

3PC Cr

-

75,00

-

-

**Prius 1.5****Prius 1.5 L****Prius C 1.5 Hybrid****Yaris 1.5 Hybrid****Yaris III 1.5 Hybrid**

Eng. 1NZ-FXE

1497 ccm

53 kW (72 PS)

97-00

**75,00**

4

1,20

1,20

2,00

**799614-00-4**

910 Nit S

931 P \*

947 EX Nit S

-

75,00

-

-



MODEL / ENGINE

YEAR

Dia.  
CYLVT  
MT

Ø x L



SM-REF



SM-REF.

Piston  
Dia.

SM-REF.



SM-REF.

## TOYOTA

|  |       |              |  |  |      |  |   |       |   |   |
|--|-------|--------------|--|--|------|--|---|-------|---|---|
| <b>bB I 1.3</b>                                | 00-05 | <b>75,00</b> |  |  |      | <sup>*NEW*</sup><br><b>799686-00-4</b> | - | 75,00 | - | - |
| <b>Echo 1.3</b>                                | 03-05 | 4            |  |  | 1,20 | 910 Nit S                              |   |       |   |   |
| <b>Funcargo 1.3 VVTi</b>                       | 99-05 |              |  |  | 1,20 | 931 P *                                |   |       |   |   |
| <b>Ist 1.3 VVTi</b>                            | 04-07 |              |  |  | 2,00 | 3PC Nit                                |   |       |   |   |
| <b>Platz 1.3 VVTi</b>                          | 02-05 |              |  |  |      |  |   |       |   |   |
| <b>Vios/Yaris 1.3</b>                          | 98-99 |              |  |  |      |  |   |       |   |   |
| <b>Vios/Yaris 1.3</b>                          | 12-   |              |  |  |      |  |   |       |   |   |
| <b>Will Cypha 1.3 VVTi</b>                     | 01-05 |              |  |  |      |  |   |       |   |   |
| <b>Yaris I 1.3 L</b>                           | 99-05 |              |  |  |      |  |   |       |   |   |
| <b>Yaris II 1.3</b>                            | 07-   |              |  |  |      |  |   |       |   |   |
| <b>Yaris Verso 1.3</b>                         | 99-   |              |  |  |      |  |   |       |   |   |
| Eng. 2NZ-FE<br>1299 ccm<br>64 kW (87 PS)       |       |              |  |  |      |  |   |       |   |   |
| <b>Ist 1.5 VVTi</b>                            | 04-07 |              |  |  |      |  |   |       |   |   |
| <b>Eco Saloon 1.5</b>                          | 00-06 |              |  |  |      |  |   |       |   |   |
| <b>Corolla Rumion 1.5</b>                      | 07-   |              |  |  |      |  |   |       |   |   |
| <b>Funcargo 1.5</b>                            | 00-05 |              |  |  |      |  |   |       |   |   |
| <b>Permio 1.5</b>                              | 01-07 |              |  |  |      |  |   |       |   |   |
| <b>Platz 1.5</b>                               | 99-05 |              |  |  |      |  |   |       |   |   |
| <b>Succeed 1.5 VVTi AWD</b>                    | 02-   |              |  |  |      |  |   |       |   |   |
| <b>Urban Cruiser 1.5 VVTi</b>                  | 09-   |              |  |  |      |  |   |       |   |   |
| <b>Yaris 1.5</b>                               | 10-   |              |  |  |      |  |   |       |   |   |
| <b>Yaris I 1.5 L</b>                           | 00-05 |              |  |  |      |  |   |       |   |   |
| <b>Yaris I 1.5 TS</b>                          | 03-05 |              |  |  |      |  |   |       |   |   |
| <b>Yaris Verso 1.5</b>                         | 00-   |              |  |  |      |  |   |       |   |   |
| <b>Will VS 1.5 VVTi</b>                        | 01-04 |              |  |  |      |  |   |       |   |   |
| <b>Will Cypha 1.5 VVTi</b>                     | 01-05 |              |  |  |      |  |   |       |   |   |
| Eng. 1NZ-FE<br>1496 ccm<br>76 kW (103 PS)      |       |              |  |  |      |  |   |       |   |   |
| <b>Funcargo 1.3 VVTi</b>                       | 99-05 | <b>75,00</b> |  |  |      | <b>799929-00-4</b>                     | - | 75,00 | - | - |
| <b>IST 1.3 VVTi</b>                            | 04-07 | 4            |  |  | 1,20 | 910 Nit S                              |   |       |   |   |
| <b>Platz 1.3 VVTi</b>                          | 02-05 |              |  |  | 1,20 | 931 Nit S                              |   |       |   |   |
| <b>Will Cypha 1.3 VVTi</b>                     | 01-05 |              |  |  | 3,00 | 3PC Nit                                |   |       |   |   |
| <b>Yaris I 1.3i</b>                            | 99-05 |              |  |  |      |  |   |       |   |   |
| <b>Yaris II 1.3</b>                            | 07-   |              |  |  |      |  |   |       |   |   |
| <b>Yaris II 1.3i</b>                           | 06-   |              |  |  |      |  |   |       |   |   |
| <b>Yaris Verso 1.3</b>                         | 99-   |              |  |  |      |  |   |       |   |   |
| Eng. 2NZ-FE<br>1299 ccm<br>62-64 kW (84-87 PS) |       |              |  |  |      |  |   |       |   |   |
| <b>Corolla</b>                                 | 83-85 | <b>76,00</b> |  |  |      | <b>799687-00-4</b>                     | - | 76,00 | - | - |
| <b>Tercel</b>                                  | 79-84 | 4            |  |  | 2,00 | 910 Cr P                               |   |       |   |   |
| Eng. 2A<br>1295 ccm<br>54 kW (74 PS)           |       |              |  |  | 2,00 | 931 P                                  |   |       |   |   |
|  |       |              |  |  | 4,00 | 3PC Cr P                               |   |       |   |   |
| <b>Corolla</b>                                 |       | <b>78,70</b> |  |  |      | <b>799690-00-4</b>                     | - | 78,70 | - | - |
| Eng. 5A Gasoline<br>1498 ccm                   |       | 4            |  |  | 1,20 | 910 Nit S                              |   |       |   |   |
|  |       |              |  |  | 1,50 | 911 P                                  |   |       |   |   |
|  |       |              |  |  | 3,00 | 3PC Cr                                 |   |       |   |   |
|  |       |              |  |  |      | <sup>*NEW*</sup><br><b>799690-50-4</b> | - | 79,20 | - | - |



MODEL / ENGINE

YEAR

Dia.  
CYLVT  
MT

Ø x L



SM-REF



SM-REF.

Piston  
Dia.

SM-REF.



SM-REF.

## TOYOTA

## Corolla / Vista

Eng. 1ZZ / 1ZZ-FE  
1794 ccm  
66-90 kW (90-122 PS)

82-03

79,00  
41,20  
1,20  
3,00

799691-00-4

910 Cr S  
931 P  
3PC Cr

-

79,00

-

-

799691-50-4

-

79,50

-

-

Celica 1400  
Cerina 1400 Deluxe  
Corolla 1400  
Sprinter 1400  
TE20/30/35/45Eng. T  
1407 ccm80,00  
42,00  
2,00  
4,00

799618-00-2

910 Cr S  
911 P  
3PC Cr P

-

80,00

-

-

Crown 2600  
MS 65/75/83/85/95  
Mark II 2600  
Cressida 2600MX43Eng. 4M-U  
2563 ccm80,00  
6

799621-00-4

1,50  
2,00  
4,00910 Cr S  
911 P  
3PC Cr

-

80,00

-

-

## Carina / Celica / Corolla

Eng. T-U  
1407 ccm  
70 kW (95 PS)

70-79

80,00  
41,50  
2,00  
4,00910 Cr S  
911 P  
3PC Cr

-

80,00

-

-

Corona 1600  
Corona Van  
Hi-Lux / Hi-Ace  
Toyo-Ace  
TaftF20Eng. 12R / 12 R-J  
1587 ccm  
49 kW (66-67 PS)80,50  
42,00  
2,00  
4,00

799619-00-4

910 Cr S  
911 P  
3PC Cr P

-

80,50

-

-

## Celica / Chaser / Corolla

Eng. 1ZZ / 1ZZ-FE  
1794 ccm  
89 kW (120 PS)80,50  
41,50  
1,50  
4,00

799624-00-4

910 IF Cr \*  
911 IF P  
3PC Cr

-

80,50

-

-

## Sprinter

Eng. 4A-GEU  
1587 ccm  
96 kW (130 PS)

87-91

81,00  
41,50  
1,50  
2,80

799627-00-4

910 IF Cr S  
930 P  
3PC Nit

-

81,00

-

-

799627-50-4

-

81,50

-

-

Celica  
Corolla  
MR2Eng. 4A-GEL /-GHC /-GLC  
1587 ccm  
91 kW (124 PS)

83-85

81,00

83-87

4

84-

1,50  
1,50  
2,80

799628-00-4












910 IF Cr S  
911 P  
3PC Nit

-










81,00







-











-

| <br><b>MODEL / ENGINE</b> | <b>YEAR</b> | <br><b>Dia. CYL</b> | <br><b>VT</b><br><br><b>MT</b> | <br><b>Ø x L</b> |  | <br><b>SM-REF</b> | <br><b>SM-REF.</b> | <br><b>Piston Dia.</b> | <br><b>SM-REF.</b> | <br><b>SM-REF.</b> |
|---|-------------|---|---|---|--|---|--|--|--|--|
| <b>TOYOTA</b>   |             |   |   |   |  |   |  |  |  |  |
| <b>Corona</b>   | 88-         | <b>81,00</b>  |   |   |  | <b>799670-00-4</b>  | -  | 81,00  | -  | -  |
| <b>Corolla</b>  | 87-92       | 4   |   |   | 1,50   | 910 IF Cr S   |  |  |  |  |
| <b>Carina II</b>  | 88-92       |   |   |   | 1,50   | 911 P   |  |  |  |  |
| <b>Celica</b>   | 90-94       |   |   |   | 3,00   | 3PC Cr  |  |  |  |  |
| <b>Carina E</b>   | 92-97       |   |   |   |  |   |  |  |  |  |
| <b>Conquest</b>   | 93-         |   |   |   |  |   |  |  |  |  |
| Eng. 4A-FE<br>1587 ccm<br>75-85 kW (102-115 PS)   |             |   |   |   |  |   |  |  |  |  |
| <b>Corolla</b>  |             | <b>81,00</b>  |   |   |  | <b>799671-00-4</b>  | -  | 81,00  | -  | -  |
| Eng. 4AGE<br>1587 ccm<br>57-85 kW (78-115 PS)   |             | 4   |   |   | 1,20   | 910 Nit S   |  |  |  |  |
|   |             |   |   |   | 1,50   | 911 P   |  |  |  |  |
|   |             |   |   |   | 3,00   | 3PC Nit   |  |  |  |  |
|   |             |   |   |   |  | <b>799671-50-4</b>  | -  |  |  |  |
| <b>Crown 2800 / MS 112</b>  |             | <b>83,00</b>  |   |   |  | <b>799620-00-6</b>  | -  | 83,00  | -  | -  |
| <b>Celica XX2800 / MA 56</b>  |             | 6   |   |   | 2,00   | 910 IF CCL *  |  |  |  |  |
| Eng. 5M / 5M-E / 5M-EU<br>2759 ccm<br>81-87 kW (110-118 PS)   |             |   |   |   | 2,00   | 911 P   |  |  |  |  |
|   |             |   |   |   | 4,00   | 3PC Cr P  |  |  |  |  |
| <b>Crown / Soaret 2800GT</b>  |             | <b>83,00</b>  |   |   |  | <b>799631-00-6</b>  | -  | 83,00  | -  | -  |
| <b>Celica XX</b>  |             | 6   |   |   | 1,50   | 910 IF Cr S   |  |  |  |  |
| Eng. 5MGE / 5MEU  |             |   |   |   | 1,50   | 931 P   |  |  |  |  |
|   |             |   |   |   | 4,00   | 3PC Cr  |  |  |  |  |
| <b>Camry SV11</b>   |             | <b>84,00</b>  |   |   |  | <b>799636-00-4</b>  | -  | 84,00  | -  | -  |
| <b>Vista</b>  |             | 4   |   |   | 1,50   | 910 Cr S  |  |  |  |  |
| Eng. 2S / 2S-C<br>1995 ccm<br>70 kW (95 PS)   |             |   |   |   | 1,50   | 931 P   |  |  |  |  |
|   |             |   |   |   | 4,00   | 3PC Cr  |  |  |  |  |
| <b>Avensis</b>  | 97-00       | <b>86,00</b>  |   |   |  | <b>799640-00-4</b>  | -  | 86,00  | -  | -  |
| <b>Camry</b>  | 86-91       | 4   |   |   | 1,50   | 910 IF Nit S  |  |  |  |  |
| <b>Carina II</b>  | 87-97       |   |   |   | 1,50   | 931 P   |  |  |  |  |
| <b>Corona</b>   |             |   |   |   | 4,00   | 3PC Cr P  |  |  |  |  |
| <b>Ipusum</b>   |             |   |   |   |  |   |  |  |  |  |
| <b>Picnic</b>   | 94-01       |   |   |   |  | <b>799640-50-4</b>  | -  | 86,50  | -  | -  |
| Eng. 3S-F / 3S-FE<br>1998 ccm<br>86 kW (117 PS)   |             |   |   |   |  |   |  |  |  |  |
| <b>Caldina</b>  |             | <b>86,00</b>  |   |   |  | <b>799681-00-4</b>  | -  | 86,00  | -  | -  |
| <b>Carina E 2.0 GTI</b>   | 92-94       | 4   |   |   | 1,20   | 910 Nit S   |  |  |  |  |
| <b>Celica 2.0i 16V</b>  | 93-99       |   |   |   | 1,50   | 931 P   |  |  |  |  |
| <b>Celica Cabriolet 2.0 GTI</b>   | 89-93       |   |   |   | 4,00   | 3PC Cr P  |  |  |  |  |
| <b>Celica Coupe 2.0 GTI</b>   | 89-93       |   |   |   |  |   |  |  |  |  |
| <b>Celica 2.0 Turbo 4WD</b>   | 88-93       |   |   |   |  | <b>799681-50-4</b>  | -  | 86,50  | -  | -  |
| <b>MR2 II 2.0 16V</b>   | 89-99       |   |   |   |  |   |  |  |  |  |
| Eng. 3S-GTE / 3S-GE<br>1998 ccm<br>103-147 kW (140-200 PS)  |             |   |   |   |  |   |  |  |  |  |



| MODEL / ENGINE   | YEAR  | <br>Dia.<br>CYL | <br>VT<br>MT | <br>KH GL<br>Ø x L | <br> | <br>SM-REF | <br>SM-REF. | <br>Piston<br>Dia. | <br>SM-REF. | <br>SM-REF. |   |         |
|--|-------|---|--|--|--|--|---|--|---|---|---|---------|
|  |       |   |  |  |  |  |   |  |   |   |   |         |
| <b>TOYOTA DIESEL</b>   |       |   |  |  |  |  |   |  |   |   |   |         |
| <b>Eng. DV4 TD</b><br>Aygo<br>1398 ccm<br>40 kW (54 PS)  | 05-   | 73,70<br>4  |  |  | 25<br>x<br>60<br>T   | 2,50<br>1,95<br>2,50   | 793756-00-4   | 803711-00-1  | 73,70   | -   | - |         |
|  |       |   |  |  |  |  | 914 Cr *  |  |   |   |   | RT / AK |
|  |       |   |  |  |  |  | 793756-50-4   | 803711-50-1  | 74,20   | -   | - |         |
|  |       |   |  |  |  |  | 914 Cr *  |  |   |   |   |         |
| <b>Eng. 3WZ-TV</b><br>Proace Box 1.6 D-4D<br>1560 ccm<br>66 kW (89 PS)   | 13-   | 75,00<br>4  |  |  |  | 2,50<br>1,95<br>2,00   | 793770-00-4   | -  | 75,00   | -   | - |         |
|  |       |   |  |  |  |  | 914 Cr *  |  |   |   |   |         |
|  |       |   |  |  |  |  | 793770-50-4   | -  | 75,50   | -   | - |         |
|  |       |   |  |  |  |  | 914 Cr *  |  |   |   |   |         |
| <b>Eng. 2C</b><br>Carina II 2.0 D<br>1974 ccm<br>50 kW (68 PS)   | 84-88 | 86,00<br>4  |  |  |  | 1,75<br>2,00<br>3,00   | 799734-00-4   | -  | 86,00   | -   | - |         |
|  |       |   |  |  |  |  | 913 Cr Nit S  |  |   |   |   |         |
|  |       |   |  |  |  |  | 799734-50-4   | -  |   | -   | - |         |
|  |       |   |  |  |  |  | 913 Cr Nit S  |  |   |   |   |         |
| <b>Eng. 2C</b><br>Carina 2.0 D<br>Corolla V 2.0 D<br>Liteace 2.0 D<br>1975 ccm<br>54-56 kW (73-76 PS)  | 88-97 | 86,00<br>4  |  |  |  | 2,00<br>2,00<br>3,00   | 799735-00-4   | -  | 86,00   | -   | - |         |
|  | 87-97 |   |  |  |  |  | 910 IF Cr S *   |  |   |   |   |         |
|  | 92-94 |   |  |  |  |  | 911 P   |  |   |   |   |         |
|  |       |   |  |  |  |  | 799735-50-4   | -  |   | -   | - |         |
|  |       |   |  |  |  |  | 947 EX Cr   |  |   |   |   |         |
| <b>Eng. 2C-T</b><br><b>Eng. 2DZ</b><br>Town Ace CR21<br>Daihatsu Delta<br>Estima<br>1974/2184 ccm  |       | 86,00<br>4  |  |  |  | 2,00<br>2,00<br>4,00   | 799736-00-4   | -  | 86,00   | -   | - |         |
|  |       |   |  |  |  |  | 913 Nit S   |  |   |   |   |         |
|  |       |   |  |  |  |  | 911 Cr P  |  |   |   |   |         |
|  |       |   |  |  |  |  | 799736-50-4   | -  | 86,50   | -   | - |         |
|  |       |   |  |  |  |  | 947 EX Cr   |  |   |   |   |         |
| <b>Eng. 2L / 2L-T II / 2L-TE</b><br>Chaser 2.4 D<br>Commuter Bus 2.4 D<br>Cresta Saloon 2.4 D<br>Dyna Flatbed / Chassis 2.4 D<br>Dyna Pickup 2.4 D<br>Hiace II Box / Wagon 2.4 D<br>Hiace III Box / Wagon 2.4 D<br>Hiace IV Box / Wagon 2.4D<br>Hilux Pickup 2.4 D<br>Kijang Bus 2.4 D<br>Land Cruiser / Hardtop 2.4 D<br>Mark II Estate 2.4 D<br>Qualis 2.4 D/Tamaraw FX 2.4<br>Town Ace Box / Bus 2.4 D<br>Runner 2.4 TD<br>Cressida Saloon 2.4 Td<br>Chaser 2.4 D<br>Crown 2.4<br>Cresta 2.4<br>2446 ccm<br>53-66 kW (72-90 PS) | -89   | 92,00<br>4  |  |  |  | 2,00<br>2,00<br>4,00   | 799714-00-4   | -  | 92,00   | -   | - |         |
|  | 89-95 |   |  |  |  |  | 913 Cr S  |  |   |   |   |         |
|  | 88-96 |   |  |  |  |  | 911 Cr  |  |   |   |   |         |
|  | 77-79 |   |  |  |  |  | 947 EX Nit S  |  |   |   |   |         |
|  | 84-89 |   |  |  |  |  | 799714-50-4   |  |   |   |   |         |
|  | 89-95 |   |  |  |  |  |   |  |   |   |   |         |
|  | 95-   |   |  |  |  |  |   |  |   |   |   |         |
|  | 88-   |   |  |  |  |  |   |  |   |   |   |         |
|  | 89-95 |   |  |  |  |  |   |  |   |   |   |         |
|  | 84-85 |   |  |  |  |  |   |  |   |   |   |         |
|  | 88-96 |   |  |  |  |  |   |  |   |   |   |         |
|  | 99-04 |   |  |  |  |  |   |  |   |   |   |         |
|  | 85-91 |   |  |  |  |  |   |  |   |   |   |         |
|  | 89-95 |   |  |  |  |  |   |  |   |   |   |         |
|  | 85-88 |   |  |  |  |  |   |  |   |   |   |         |
|  | 82-   |   |  |  |  |  |   |  |   |   |   |         |
|  | 83-   |   |  |  |  |  |   |  |   |   |   |         |
|  | 82-84 |   |  |  |  |  |   |  |   |   |   |         |

| <br><b>MODEL / ENGINE</b>   | <b>YEAR</b> | <br><b>Dia. CYL</b> | <br><b>VT</b><br><b>MT</b> | <br><b>GL</b><br><b>BU</b> | <br><b>Ø x L</b> | <br><br><b>SM-REF</b> | <br><b>SM-REF.</b> | <br><b>Piston Dia.</b> | <br><b>SM-REF.</b> | <br><b>SM-REF.</b> |
|---|-------------|---|--|--|--|---|--|--|--|--|
| <b>TOYOTA DIESEL</b><br><br><b>Eng. 2KD-FTV-DCR</b><br><b>Eng. 2KD-FTV-HDCR</b><br>Dyna 150 2.5 D-4D 24V<br>Fortuner 2.5 D-4D 16V<br>HiAce / HiLux 2.5 D-4D 16V<br>2494 ccm<br>65-75 kW (88-102 PS) | 05-01-      | <b>92,00</b><br>4   |  |  | 2,00<br>1,50<br>3,00   | <b>799742-00-4</b><br>910 IF Nit S<br>911 Nit S<br>947 EX Nit S<br><br><b>799742-50-4</b>   | -<br><br>-   | 92,00<br><br>92,50   | -<br><br>-   | -<br><br>-   |
| <b>Eng. B</b><br>Dyna<br>Hino Ranger<br>2977 ccm  |             | <b>95,00</b><br>4   |  |  | 2,50<br>2,50<br>2,50<br>4,50   | <b>799716-00-4</b><br>913 Cr P*<br>911 Cr P<br>931 P<br>947 EX Cr P   | -  | 95,00  | -  | -  |
| <b>Eng. B</b><br>Daihatsu Delta<br>Dyna 200 3.0 D<br>Hino Ranger / Land Cruiser<br>2977 ccm<br>59-63 kW (80-85 PS)  | 85-         | <b>95,00</b><br>4   |  |  | 2,54<br>2,50<br>4,50   | <b>799717-00-1</b><br>913 Cr P*<br>911 Cr P<br>947 EX Cr P  | -  | 95,00  | -  | -  |
| <b>Eng. 10B / 11B / B (New)</b><br>Dyna / Coaster / Land Cruiser<br>Daihatsu Delta<br>Hino Ranger<br>2977 ccm<br>66 kW (90 PS)  |             | <b>95,00</b><br>4   |  |  | 2,50<br>2,00<br>4,00   | <b>799731-00-4</b><br>913 Nit S<br>911 Cr<br>947 EX Cr<br><br><b>799731-50-4</b>  | -<br><br>-   | 95,00<br><br>95,50   | -<br><br>-   | -<br><br>-   |
| <b>Eng. 11B</b><br>Dyna / ToyoAce<br>2977 ccm<br>66 kW (90 PS)  |             | <b>95,00</b><br>4   |  |  | 2,50<br>2,50<br>4,50   | <b>799744-00-4</b><br>910 IF Cr P*<br>911 Cr P<br>947 EX Cr P   | -  | 95,00  | -  | -  |
| <b>Eng. 1KZ-TE</b><br>Land Cruiser<br>HiLux Surf<br>HiAce Wagon<br>Land Cruiser<br>2982 ccm<br>93 kW (125 PS)   |             | <b>96,00</b><br>4   |  |  | 2,00<br>2,00<br>3,00   | <b>799732-00-4</b><br>913 Nit S<br>931 Cr*<br>947 EX Nit S  | -  | 96,00  | -  | -  |
| <b>Eng. 5L</b><br>Hi-Ace Van / Regius Van / Hi-Lux<br>2986 ccm<br>72 kW (97 PS)   |             | <b>99,50</b><br>4   | 42,3<br>-<br>-0,9<br>-2,2<br>80,3<br>-<br>-<br>-   | 29<br>x<br>74<br>T   | 2,00<br>1,50<br>4,00   | <b>799747-00-4</b><br>913 Nit S<br>911 IF U Nit S<br>947 EX Cr<br><br><b>799747-50-4</b>  | <b>*NEW*</b><br><b>809702-00-1</b><br>RT / KK<br><br><b>*NEW*</b><br><b>809702-50-1</b>              | 99,50<br><br>100,00  | -<br><br>-   | -<br><br>-   |

| <br><b>MODEL / ENGINE</b>   | <b>YEAR</b>    | <br><b>Dia.</b><br><b>CYL</b> | <br><b>KH</b><br><b>GL</b><br><b>VT</b><br><b>MT</b> | <br><b>Ø x L</b> |  | <br><b>SM-REF</b> | <br><b>SM-REF.</b> | <br><b>Piston</b><br><b>Dia.</b> | <br><b>SM-REF.</b> | <br><b>SM-REF.</b> |
|---|----------------|---|--|---|--|---|--|--|--|--|
| <b>URSUS</b><br><br><b>Eng. Z8701.1</b><br>1222 / 1224<br>6800 ccm  |                | <b>110,00</b><br>6  |  |   | 3,00<br>3,00<br>3,00<br>6,00   | <b>795620-00-1</b><br>910 Cr<br>911<br>931<br>947 EX Cr P   | -  | 110,00   | -  | -  |
| <b>Eng. Z8401.1</b><br>1012 / 1014 / 1614 / 912 / 914<br>4600 ccm<br><br><b>Eng. Z8002.1 Turbo</b><br>4600 ccm<br><br><b>Eng. Z8602.1 Turbo</b><br>6800 ccm                             |                | <b>110,00</b><br>4  |  |   | 3,00<br>3,00<br>6,00   | <b>795621-00-2</b><br>914 Cr P *<br>911 P<br>947 EX Cr P  | -  | 110,00   | -  | -  |
| <b>UTB</b><br><br><b>Eng. 45 CV</b><br>U 445 / A / B<br>2340 ccm<br>28-37,5 kW (38-51 PS)   |                | <b>95,00</b><br>3   |  |   | 2,50<br>2,50<br>5,50   | <b>792051-00-1</b><br>910 IF Cr<br>911 IF<br>947 EX Cr<br><br><b>*NEW*</b><br><b>792051-80-1</b>  | -  | 95,00  | -  | -  |
| <b>Eng. D 110</b><br>U50 / U500 / U650M / U651M<br>4760 ccm<br>48 kW (65 PS)  |                | <b>108,00</b><br>4  | 87<br>-<br>-<br>-23,2<br>141<br>MØ=61,8<br>MV3,5   |   | 3,00<br>3,00<br>3,00<br>6,00<br>6,00   | <b>795601-00-2</b><br>910 Cr<br>910 P<br>910 P<br>947 EX P<br>947 P                               | <b>805601-00-1</b>   | 108,00   | <b>955601-1</b><br>A=121,8<br>L=258<br>H=2,3<br>C=132<br>F=1,3                                       | <b>815601-2</b><br><br><b>925601-1</b><br>2 x NB 4,75  |
| <b>VAUXHALL</b><br><br><b>Combo 1.2i</b><br><b>Corsa B 1.2i</b><br>Eng. X12 SZ<br>1195 ccm<br>33 kW (45 PS)   | 94-01<br>94-00 | <b>72,00</b><br>4   | 32,05<br>-<br>-<br>-2,8<br>59  | 18<br>x<br>50   | 1,50<br>1,50<br>3,00   | <b>793501-00-4</b><br>910 IF Cr *<br>911<br>947 EX Cr   | <b>803503-00-1</b><br><br><br><b>803503-50-1</b>   | 72,00  | -  | -  |
| <b>Combo Mk III 1.4 CNG</b><br>Eng. 198 A4.000<br>1368 ccm<br>88 kW (120 PS)<br><br><b>Combo D 1.4 CNG</b><br><b>Turbo EcoFlex</b><br>Eng. A 14 FC Euro 5<br>1364 ccm<br>88 kW (120 PS) | 11-<br><br>12- | <b>72,00</b><br>4   |  |   | 1,20<br>1,20<br>2,00   | <b>792013-00-4</b><br>910 CCL *<br>931 P<br>947 EX Cr *<br><br><b>*NEW*</b><br><b>792013-20-4</b> | -  | 72,00  | -  | -  |
| <b>Agila / Corsa 1.0i</b><br>Eng. X10 XE / Z10 XE<br>973 ccm<br>40-43 kW (54-58 PS)   | 97-            | <b>72,50</b><br>3   |  |   | 1,20<br>1,50<br>2,00   | <b>793547-00-1</b><br>910 IF Nit S<br>931 P<br>3PC Cr   | -  | 72,50  | -  | -  |

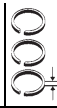


MODEL / ENGINE

YEAR

Dia.  
CYLVT  
MT

Ø x L



SM-REF



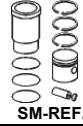
SM-REF.



SM-REF.

Piston  
Dia.

SM-REF.



SM-REF.

## VAUXHALL

**Agila / Astra**  
**Corsa 1.2 16V**  
 Eng. X12 XE / Z12 XE  
 1199 ccm  
 48-55 kW (65-75 PS)

98-

72,50  
41,20  
1,50  
2,00

**793547-00-1**  
 910 IF Nit S  
 931 P  
 3PC Cr

-

72,50

-

-

**Astra Mk VI 1.4**  
**Astra Mk VI Estate 1.4**  
**Astra Mk VI Sedan 1.4**  
**Cascada Convertible 1.4**  
**Insignia 1.4**  
**Insignia 1.4 LPG**  
**Insignia Estate 1.4**  
**Insignia Estate 1.4 LPG**  
**Insignia Sedan 1.4**  
**Insignia Sedan 1.4 LPG**  
**Meriva Mk II 1.4**  
**Mokka 1.4**  
**Mokka 1.4 4x4**  
**Zafira Mk III 1.4**  
 Eng. A 14 NET Euro 5  
 1364 ccm  
 103 kW (140 PS)

09-

10-

12-

13-

11-

12-

11-

12-

11-

12-

10-

13-

12-

11-

72,50  
41,20  
1,20  
2,00

**791413-00-4**  
 910 IF Nit S  
 931 P  
 3PC Nit

-

72,50

-

-

**Ascona / Astra**  
**Belmont / Cavalier**  
**Chevette / Corsa**  
**Kadett / Manta / Nova**  
 Eng. 13 N / 13 NB KAT  
 Eng. 13S  
 1297 ccm  
 44-55 kW (60-75 PS)

79-94

75,00  
41,75  
2,00  
4,00

**793512-00-4**  
 910 IF Cr S  
 931 P  
 3PC Cr

-

75,00

-

-

**793512-10-4**

-

76,00

-

-

**Cavalier 1300**  
**Cavalier Mk II 1.3 N**  
**Chevette 1300**  
**Chevette Estate 1.2**  
**Chevette Hatchb. 1300**  
 Eng. 13 N  
 1297 ccm  
 39-44 kW (53-60 PS)

**Astra Estate 1.3 S**  
**Astra Hatchback 1.3 S**  
**Astra MK II Belmont 1.3**  
**Astra Mk II Estate 1.3**  
**Astra Mk II Hatchb. 1.3**  
**Cavalier Mk II 1.3 S**  
**Cavalier Mk II Estate / Hatchb. / Hatchb ak 1.3S**  
**Chevette 1300**  
**Chevette Estate 1300**  
**Chevette Hatchback 1300**  
**Nova 1.3 i / Nova 1.3 S**  
**Nova Hatchback 1.3 i**  
**Nova Hatchb. 1.3 i CAT**  
**Nova Hatchback 1.3 S**  
 Eng. 13 NB / S / SB / C 13 N  
 1297 ccm  
 42-55 kW (57-75 PS)

77-81

81-88

75-85

76-85

75-85

79-84

79-84

85-91

84-91

81-88

81-88

75-85

76-85

75-85

82-87

85-89

89-93

83-89

75,00  
435,8  
-20  
x

65

1,50  
1,50  
4,00

**793528-00-4**  
 910 IF Cr  
 911 P  
 3PC Cr

**803504-00-1**

75,00

-

-

**793528-50-4**

**803504-50-1**

75,50

-

-

35,5  
-

-

-

-

-

-

-

-

-











-

-

-

-

-

| <br><b>MODEL / ENGINE</b> | <b>YEAR</b> | <br><b>Dia.</b><br><b>CYL</b> | <br><b>VT</b><br><b>MT</b> | <br><b>Ø x L</b> |  | <br><b>SM-REF</b> | <br><b>SM-REF.</b> | <br><b>Piston</b><br><b>Dia.</b> | <br><b>SM-REF.</b> | <br><b>SM-REF.</b> |
|---|-------------|---|--|---|--|---|--|--|--|--|
| <b>VAUXHALL</b>   |             |   |  |   |  |   |  |  |  |  |
| <b>Astramax 1.3 N</b>   | 85-89       | <b>75,00</b>  |  |   |  | <b>793546-00-4</b>  | -  | 75,00  | -  | -  |
| <b>Astra Estate 1.3 S</b>   | 79-84       | 4   |  |   | 1,50   | 910 IF Cr S P   |  |  |  |  |
| <b>Astra Hatchback 1.3 / S</b>  | 79-84       |   |  |   | 1,50   | 931 P   |  |  |  |  |
| <b>Astra Mk II Belmont 1.3</b>  | 85-91       |   |  |   | 3,00   | 3PC Cr P  |  |  |  |  |
| <b>Astra Mk II Estate 1.3</b>   | 84-91       |   |  |   |  |   |  |  |  |  |
| <b>Astra Mk II Hatchback 1.3</b>  | 84-91       |   |  |   |  |   |  |  |  |  |
| <b>Astramax 1.3 S</b>   | 85-89       |   |  |   |  |   |  |  |  |  |
| <b>Cavalier Mk II 1.3 S</b>   | 81-88       |   |  |   |  |   |  |  |  |  |
| <b>Cavalier Mk II Estate 1.3 S</b>  | 81-88       |   |  |   |  |   |  |  |  |  |
| <b>Cavalier Mk II Hatchb. 1.3 S</b>   |             |   |  |   |  |   |  |  |  |  |
| <b>Cavalier 1300</b>  | 77-81       |   |  |   |  |   |  |  |  |  |
| <b>Cavalier Mk II 1.3 N</b>   | 81-88       |   |  |   |  |   |  |  |  |  |
| <b>Chevette 1300 / Estate 1.2</b>   | 75-85       |   |  |   |  |   |  |  |  |  |
| <b>Chevette Hatchback 1300</b>  | 75-85       |   |  |   |  |   |  |  |  |  |
| Eng. E-TECI 13 N / 13 S<br>1297 ccm<br>44-55 kW (60-75 PS)  |             |   |  |   |  |   |  |  |  |  |
| <b>Astra Mk II Estate / Hatchback 1.4 S</b>   | 89-98       | <b>77,60</b>  |  |   | 1,50   | <b>793526-00-4</b><br>910 IF Cr *   | -  | 77,60  | -  | -  |
| <b>Cavalier Mk III / Hatchback 1.4 S</b>  | 88-95       | 4   |  |   | 1,50   | 931 P   |  |  |  |  |
| <b>Nova / Hatchback 1.4 S</b>   | 90-93       |   |  |   | 3,00   | 947 EX Cr   |  |  |  |  |
| <b>Novavan 1.4</b>  | 90-93       |   |  |   |  | <b>793526-50-4</b>  | -  | 78,10  | -  | -  |
| Eng. 14 NV<br>1389 ccm<br>53-55 kW (72-75 PS)   |             |   |  |   |  |   |  |  |  |  |
| <b>Astra Mk II Belmont / Hatchback 1.4 i</b>  | 90-91       | <b>77,60</b>  | 32,05  | 18  | 1,50   | <b>793526-00-4</b><br>910 IF Cr *   | <b>803507-00-1</b>   | 77,60  | -  | -  |
| <b>Astra Mk III / Estate 1.4 i</b>  | 91-98       | 4   | -  | 55  | 1,50   | 931 P   |  |  |  |  |
| <b>Hatchback 1.4 i</b>  |             |   | -3,4   |   | 3,00   | 947 EX Cr   |  |  |  |  |
| <b>Astra Van Mk III 1.4 i</b>   | 91-94       |   | 59   |   |  |   |  |  |  |  |
| <b>Combo 1.4</b>  | 94-01       |   |  |   |  |   |  |  |  |  |
| <b>Corsa / Corsavan 1.4 i</b>   | 94-00       |   | 31,75  |   |  | <b>793526-50-4</b>  | <b>803507-50-1</b>   | 78,10  | -  | -  |
| <b>Nova 1.4</b>   | 90-92       |   | -  |   |  |   |  |  |  |  |
| <b>Nova Hatchb. 1.4 i</b>   | 90-93       |   | -3,4   |   |  |   |  |  |  |  |
| Eng. C 14 NZ<br>1389 ccm<br>44 kW (60 PS)   |             |   | 58,7   |   |  |   |  |  |  |  |
| <b>Corsa 1.4 i</b>  | 98-01       | <b>77,60</b>  |  |   | 1,50   | <b>793526-00-4</b><br>910 IF Cr *   | -  | 77,60  | -  | -  |
| Eng. X 14 SZ<br>1389 ccm<br>44 kW (60 PS)   |             | 4   |  |   | 1,50   | 931 P   |  |  |  |  |
|   |             |   |  |   | 3,00   | 947 EX Cr   |  |  |  |  |
|   |             |   |  |   |  | <b>793526-50-4</b>  | -  | 78,10  | -  | -  |
| <b>Astra Mk III 1.4 i</b>   | 92-98       | <b>77,60</b>  | 32,05  | 18  | 1,50   | <b>793526-00-4</b><br>910 IF Cr *   | <b>803508-00-1</b>   | 77,60  | -  | -  |
| <b>Astra Mk III / Convertible / Estate / Hatchback 1.4 i</b>  | 91-01       | 4   | -  | 55  | 1,50   | 931 P   |  |  |  |  |
| <b>Combo 1.4</b>  | 94-01       |   | -2,6   |   | 3,00   | 947 EX Cr   |  |  |  |  |
| <b>Corsa 1.4 i S</b>  | 93-00       |   | 59   |   |  |   |  |  |  |  |
| <b>Nova 1.4</b>   | 90-92       |   | 31,75  |   |  | <b>793526-50-4</b>  | <b>803508-50-1</b>   | 78,10  | -  | -  |
| <b>Nova Hatchback 1.4 i S</b>   | 91-93       |   | -  |   |  |   |  |  |  |  |
| Eng. C 14 SE<br>1389 ccm<br>60 kW (81 PS)   |             |   | -2,6   |   |  |   |  |  |  |  |
|   |             |   | 58,7   |   |  |   |  |  |  |  |



MODEL / ENGINE

YEAR

Dia.  
CYL.KH  
GL  
VT  
MT  
BU

Ø x L



SM-REF



SM-REF.

Piston  
Dia.

SM-REF.



SM-REF.

**VAUXHALL****Corisa 1.4 i 16 V**

Eng. C 14 SEL

**Astra Mk III /****Convertible / Estate****Hatchback 1.4 i 16V****Astra Mk IV / Estate /****Hatchback 1.4 16V****Corisa 1.4 i 16V****Corisa Convertible****Tigra 1.4 16V**

Eng. X 14 XE (Ecotec)

1389 ccm

63/66 kW (86/89 PS)

98-01

**77,60**

4

32,05

1

18

x

1,50

**793526-00-4**

910 IF Cr \*

**803512-00-1**

77,60

-

-

96-01

-0,57

-

55

1,50

931 P

3,00

947 EX Cr

98-

**793526-50-4****803512-50-1**

78,10

-

-

94-00

98-

94-

**Astra Mk II / Belmont /****Convertible / Estate /****Hatchback 1.6****AstraMax 1.6****Cavalier Mk III /****Hatchback 1.6**

Eng. 16 SV

1598 ccm

60 kW (82 PS)

84-91

**79,00**

4

28

0,4

18

x

1,20

**793538-00-4**

910 Cr S

**803511-00-1**

79,00

-

-

85-91

-

55

1,50

931 P

3,00

3PC Cr P

88-93

48,4

**793538-25-4**

-

79,25

-

-

**793538-50-4****803511-50-1**

79,50

-

-

**793538-10-4****803511-10-1**

80,00

-

-

**Astra Mk III 1.6 SI****Astra Mk III 1.6 i****Nova Hatchb. 1.6 GSI**

Eng. C 16 SE / E 16 SE

1598 ccm

74 kW (100 PS)

91-94

92-98

88-93

**Corisa 1.6 GSI 16 V****Corisa 1.6 i 16V****Tigra 1.6 16V**

Eng. X 16 XE / C 16 XE

1598 ccm

78-80 kW (106-109 PS)

93-00

**79,00**

4

28

-

18

x

1,20

**793551-00-4**

910 Cr S

**803515-00-1**

79,00

-

-

94-00

-

55

1,50

931 P

94-

-2,27

S

2,50

3PC Cr P

-0,8

48

**793551-50-4****803515-50-1**

79,50

-

-

**793551-10-4**

-

80,00

-

-

**Astra Mk III 1.6 i 16V****Astra Mk III Estate****Hatchback 1.6 i 16 V****Astra Mk IV 1.6 16V****Astra Mk IV / Estate****Hatchback 1.6 i 16 V****Vetra Estate 1.6 i 16V****Vectra Hatchback 1.6 i****Zafira 1.6 16V**

Eng. X 16 XEL (Ecotec)

1598 ccm

74 kW (100 PS)

94-98

94-98










98-











98-

96-












95-

99-

| <br><b>MODEL / ENGINE</b> | <b>YEAR</b> | <br><b>Dia.</b><br><b>CYL</b> | <br><b>VT</b><br><b>MT</b> | <br><b>Ø x L</b> |  | <br><b>SM-REF</b> | <br><b>SM-REF.</b> | <br><b>Piston</b><br><b>Dia.</b> | <br><b>SM-REF.</b> | <br><b>SM-REF.</b> |
|---|-------------|---|--|---|--|---|--|--|--|--|
| <b>VAUXHALL</b>   |             |   |  |   |  |   |  |  |  |  |
| <b>Astra Mk IV CC 1.6</b>   | 02-05       | <b>79,00</b>  | 26,73  | 18  |  | <b>793559-00-4</b>  | <b>803514-00-1</b>   | 79,00  | -  | -  |
| <b>Astra Mk IV Estate 1.6</b>   | 02-05       | 4   | -  | x   | 1,20   | 910 Cr S  |  |  |  |  |
| <b>Astra Mk V CC/Estate</b>   | 04-09       |   | -  | 52  | 1,20   | 931 P   |  |  |  |  |
| <b>Astra Mk V Sport Hatch</b>   | 05-10       |   | -  |   | 2,00   | 3PC Cr  |  |  |  |  |
| <b>Astra TwinTop Mk V</b>   | 05-10       |   | -  |   |  |   |  |  |  |  |
| <b>Astra Van Mk V</b>   | 05-         |   | 48,73  |   |  | <b>793559-50-4</b>  | <b>803514-50-1</b>   | 79,50  | -  | -  |
| <b>Astra Mk IV Convertible 1.6 16V</b>  | 03-05       |   | -  |   |  |   |  |  |  |  |
| <b>Astra Mk IV Coupe 1.6 16V</b>  | 00-05       |   | -  |   |  | <b>793559-10-4</b>  | -  | 80,00  | -  | -  |
| <b>Astra Mk IV Sedan 1.6 16V</b>  | 98-05       |   | -  |   |  |   |  |  |  |  |
| <b>Meriva Mk I 1.6i 16V Twinp.</b>  | 03-10       |   | -  |   |  |   |  |  |  |  |
| <b>Vectra C 1.6i 16V</b>  | 06-         |   |  |   |  |   |  |  |  |  |
| <b>Zafira Mk II</b><br>Eng. Z 16 XEP<br>1598 ccm<br>74-77 kW (101-105 PS)                                 | 05-14       |   |  |   |  |   |  |  |  |  |
| <b>Cascada 1.6</b>  | 13-         | <b>79,00</b>  |  |   |  | <b>793511-00-4</b>  | -  | 79,00  | -  | -  |
| <b>Zafira Mk III 1.6 SIDI</b>   | 13-         | 4   |  |   | 1,20   | 910 Nit S   |  |  |  |  |
| <b>Zafira MK III 1.6 Turbo</b>  | 12-         |   |  |   | 1,20   | 931 P   |  |  |  |  |
| Eng. A 16 SHT / A 16 XHT Euro 5<br>1598 ccm<br>125-147 kW (170-200 PS)                                    |             |   |  |   | 2,00   | 3PC Nit   |  |  |  |  |
| <b>Astra Estate 1.6 S</b>   | 81-86       | <b>80,00</b>  |  |   |  | <b>793529-00-4</b>  | -  | 80,00  | -  | -  |
| <b>Astra Hatchb 1.6 S</b>   | 81-86       | 4   |  |   | 1,50   | 910 IF Cr *   |  |  |  |  |
| <b>Astra Mk II Belmont 1.6</b>  | 85-91       |   |  |   | 1,75   | 911 IF U P  |  |  |  |  |
| <b>Astra Mk II Estate 1.6 S</b>   | 84-86       |   |  |   | 4,00   | 3PC Cr  |  |  |  |  |
| <b>Cavalier Mk II 1.6 / N</b>   | 81-88       |   |  |   |  |   |  |  |  |  |
| <b>Cavalier Mk II 1.6 S</b>   | 81-88       |   |  |   |  |   |  |  |  |  |
| <b>Cavalier Mk II Esta. 1.6</b>   | 83-88       |   |  |   |  |   |  |  |  |  |
| <b>Cavalier Mk II Hatchb.</b>   | 81-88       |   |  |   |  |   |  |  |  |  |
| Eng. 16 N / 16 SH<br>1598 ccm<br>51-66 kW (69-89 PS)  |             |   |  |   |  |   |  |  |  |  |
| <b>Astra Mk V / Signum</b>  | 03-         | <b>80,50</b>  |  |   |  | <b>793549-00-4</b>  | -  | 80,50  | -  | -  |
| <b>Vectra C</b>   |             | 4   |  |   | 1,20   | 910 Nit S   |  |  |  |  |
| <b>Zafira Mk II 1.8i 16V</b>  | 05-         |   |  |   | 1,20   | 931 P   |  |  |  |  |
| Eng. Z 18 XER<br>1796 ccm<br>103 kW (140 PS)  |             |   |  |   | 2,00   | 3PC Nit   |  |  |  |  |
| <b>Astra Mk IV / Corsa C</b>  |             |   |  |   |  | <b>793549-50-4</b>  | -  | 81,00  | -  | -  |
| <b>Meriva / Signum</b>  | 00-         |   |  |   |  |   |  |  |  |  |
| <b>Tigra B / Vectra B &amp; C</b>   |             |   |  |   |  |   |  |  |  |  |
| <b>Zafira Mk I 1.8i 16V</b>   |             |   |  |   |  |   |  |  |  |  |
| Eng. Z 18 XE / Z 18 XEL<br>1796 ccm<br>81-92 kW (110-125 PS)  |             |   |  |   |  |   |  |  |  |  |
| <b>Astra Mk IV / Vectra B</b>   | 97-00       |   |  |   |  |   |  |  |  |  |
| <b>Zafira Mk I 1.8i 16V</b>   | 99-00       |   |  |   |  |   |  |  |  |  |
| Eng. X 18 XE1<br>1796 ccm<br>85 kW (116 PS)   |             |   |  |   |  |   |  |  |  |  |
| <b>Vivaro 2.0</b>   | 01-06       | <b>82,70</b>  |  |   |  | <b>791143-00-4</b>  | -  | 82,70  | -  | -  |
| Eng. F4R 720<br>1998 ccm<br>88 kW (120 PS)  |             | 4   |  |   | 1,20   | 910 IF Nit S  |  |  |  |  |
|   |             |   |  |   | 1,50   | 931 P   |  |  |  |  |
|   |             |   |  |   | 2,00   | 3PC Nit   |  |  |  |  |
|   |             |   |  |   |  | <b>791143-25-4</b>  | -  | 82,95  | -  | -  |
|   |             |   |  |   |  |   |  |  |  |  |

| <br><b>MODEL / ENGINE</b>                            | <b>YEAR</b> | <br><b>Dia.</b><br><b>CYL</b> | <br><b>VT</b><br><b>MT</b> | <br><b>Ø x L</b> |  | <br><b>SM-REF</b> | <br><b>SM-REF.</b> | <br><b>Piston</b><br><b>Dia.</b> | <br><b>SM-REF.</b> | <br><b>SM-REF.</b> |
|--|-------------|---|--|---|--|---|--|--|--|--|
| <b>VAUXHALL</b>  |             |   |  |   |  |   |  |  |  |  |
| <b>Astra Hatchb. 1.8 GTE</b>   | 83-86       | <b>84,80</b>  |  |   |  | <b>793534-00-4</b>  | -  | 84,80  | -  | -  |
| <b>Astra Mk II Belmont 1.8i</b>  | 85-91       | 4   |  |   | 1,50   | 910 IF Cr P S   |  |  |  |  |
| <b>Astra Mk II Estate Hatchb. 1.8 GTE</b>  | 90-91       |   |  |   | 1,50   | 931 P   |  |  |  |  |
| <b>Cavalier Mk II 1.8i</b>   | 81-88       |   |  |   | 3,00   | 3PC Cr  |  |  |  |  |
| <b>Cavalier Mk II Estate Hatchback 1.8i</b>  | 81-88       |   |  |   |  |   |  |  |  |  |
| <b>Carlton Mk II 1.8 S</b>   | 82-86       |   |  |   |  |   |  |  |  |  |
| <b>Carlton Mk II Estate 1.8</b>  | 82-86       |   |  |   |  |   |  |  |  |  |
| <b>Carlton Mk III 1.8i</b>   | 86-94       |   |  |   |  |   |  |  |  |  |
| <b>Carlton Mk III Estate</b>   |             |   |  |   |  |   |  |  |  |  |
| <b>Carlton Mk III 1.8 S</b>  | 86-94       |   |  |   |  |   |  |  |  |  |
| <b>Carlton Mk III Estate</b>   |             |   |  |   |  |   |  |  |  |  |
| <b>Cavalier Mk III / 1.8 Hatchback 1.8</b>   | 88-92       |   |  |   |  |   |  |  |  |  |
| <b>Cavalier Mk II 1.8i CAT</b>   | 85-86       |   |  |   |  |   |  |  |  |  |
| <b>Astra Mk III 1.8i</b>   | 92-98       |   |  |   |  |   |  |  |  |  |
| <b>Astra Mk III Estate 1.8i</b>  | 91-98       |   |  |   |  |   |  |  |  |  |
| <b>Astra Mk III Hatchb. 1.8i</b>   |             |   |  |   |  |   |  |  |  |  |
| <b>Cavalier Mk III 1.8</b>   | 88-92       |   |  |   |  |   |  |  |  |  |
| <b>Cavalier Mk III 1.8i CAT</b>  | 90-95       |   |  |   |  |   |  |  |  |  |
| <b>Cavalier Mk III Hatchb. 1.8 / i CAT</b>   | 88-95       |   |  |   |  |   |  |  |  |  |
| Eng. 18 E / 18 SE / 18 S<br>Eng. 18 SEH / 18 SV<br>Eng. C 18 NE / 18 NV<br>Eng. 18 NVR / S 18 NV<br>1796 ccm<br>62-85 kW (81-115 PS) |             |   |  |   |  |   |  |  |  |  |
| <b>Astra Mk II Convert. Astra Mk II Hatchb.</b>  | 87-91       | <b>86,00</b>  |  |   |  | <b>793535-00-4</b>  | -  | 86,00  | -  | -  |
| <b>Astra Mk II Convert. 2.0i</b>   | 86-91       | 4   |  |   | 1,50   | 910 IF Nit S  |  |  |  |  |
| <b>Astra Mk III Convertible Estate / Hatchback 2.0i</b>  | 91-93       |   |  |   | 1,50   | 931 P   |  |  |  |  |
| <b>Calibra 2.0i / 4x4</b>  | 91-98       |   |  |   | 3,00   | 3PC Cr P  |  |  |  |  |
| <b>Cavalier Mk III 2.0 GSI</b>   | 90-97       |   |  |   |  | <b>793535-50-4</b>  | -  | 86,50  | -  | -  |
| <b>Cavalier Mk II 2.0i</b>   | 89-92       |   |  |   |  |   |  |  |  |  |
| <b>Cavalier Mk III 2.0i / 4x4</b>  | 86-88       |   |  |   |  |   |  |  |  |  |
| <b>Cavalier Mk III Hatchb.</b>   | 88-94       |   |  |   |  |   |  |  |  |  |
| <b>Cavalier Mk II / III</b>  | 88-92       |   |  |   |  |   |  |  |  |  |
| <b>Hatchb. 2.0i / 4x4</b>  | 87-92       |   |  |   |  |   |  |  |  |  |
| <b>Carlton Mk III 2.0i</b>   | 86-94       |   |  |   |  |   |  |  |  |  |
| <b>Carlton Mk III Estate</b>   |             |   |  |   |  |   |  |  |  |  |
| <b>Carlton Mk III 2.0/Estate</b>   | 86-94       |   |  |   |  |   |  |  |  |  |
| <b>Cavalier Mk II 2.0i</b>   | 86-88       |   |  |   |  |   |  |  |  |  |
| <b>Cavalier Mk II Hatchb.</b>  |             |   |  |   |  |   |  |  |  |  |
| <b>Cavalier Mk III 2.0i</b>  | 90-95       |   |  |   |  |   |  |  |  |  |
| <b>Cavalier Mk III Hatchb.</b>   |             |   |  |   |  |   |  |  |  |  |
| <b>Frontera / Sport 2.0</b>  | 92-98       |   |  |   |  |   |  |  |  |  |
| <b>Omega 2.0</b>   | 94-00       |   |  |   |  |   |  |  |  |  |
| Eng. C 20 NE / C 20 XE<br>Eng. C 20 LET<br>Eng. 20 XE / SE / SEH / NE<br>1998 ccm<br>85-150 kW (116-204 PS)                          |             |   |  |   |  |   |  |  |  |  |
| <b>Omega 3.0 / Estate</b>  | 94-         |   |  |   |  |   |  |  |  |  |
| <b>Sintra 3.0i</b>   | 96-99       |   |  |   |  |   |  |  |  |  |
| Eng. X 30 XE<br>2962 ccm<br>148-155 kW (201-211 PS)  |             |   |  |   |  |   |  |  |  |  |



| <br><b>MODEL / ENGINE</b>   | <b>YEAR</b>  | <br><b>Dia. CYL</b> | <br><b>VT</b><br><br><b>MT</b> | <br><b>Ø x L</b> |  | <br><b>SM-REF</b>           | <br><b>SM-REF.</b> | <br><b>Piston Dia.</b> | <br><b>SM-REF.</b> | <br><b>SM-REF.</b> |
|---|--|---|---|---|--|---|--|--|--|--|
| <b>VAUXHALL DIESEL</b><br><br><b>Eng. Y/Z 13 DT Euro 4</b><br>Corsa Mk II 1.3 CDTI 16V<br>Corsavan Mk II 1.3 CDTI 16V<br>Tigra TwinTop 1.3 CDTI<br>1248 ccm<br>51 kW (70 PS)  | 04-<br><br>04-   | <b>69,60</b><br>4   |   |   | 2,00<br>1,50<br>2,00   | <b>792096-00-4</b><br>910 Cr *<br>911 P<br>947 EX Nit S   | -  | 69,60  | -  | -  |
| <b>Eng. 15 D</b><br><b>Eng. 15 DT (T4EC1)</b><br><b>Eng. X 15 DT (T4EC1)</b><br>Astra Mk II Belmont 1.5 DT<br>Astra Mk II Estate 1.5 DT<br>Corsa 1.5 D<br>Corsa 1.5 TD<br>Corsavan 1.5 D<br>Nova / Hatchback 1.5 D<br>Nova 1.5 TD / Hatchback<br>1488 ccm<br>37-53 kW (50-72 PS)  | 88-90<br>88-91<br>93-00<br>93-96<br>94-95<br>87-94<br>90-93          | <b>76,00</b><br>4   |   |   | 2,00<br>1,50<br>3,00   | <b>793503-00-4</b><br>910 Cr *<br>911 P<br>947 EX Cr  | -  | 76,00  | -  | -  |
| <b>Eng. 17 D (4EE1)</b><br><b>Eng. X 17 D (4EE1)</b><br><b>Eng. 17 DT (TC4EE1)</b><br><b>Eng. X 17 DT (TC4EE1)</b><br><b>Eng. Y 17 DT</b><br><b>Eng. Y 17 DTL</b><br>Astra Mk III / Estate / Hatchback 1.7 TD<br>Astra Mk IV / Estate / Hatchback 1.7 DTI 16V<br>Astra Van Mk IV 1.7 DTI<br>Cavalier Mk III / Hatchback 1.7 TD<br>Combo 1.7 D / Corsa 1.7 D<br>Combo 1.7 DTI 16V<br>Corsa Mk II 1.7 DTI 16V<br>Corsa Van Mk II 1.7 DTI 16V<br>Corsavan 1.7 D<br>1686 ccm<br>44-60 kW (60-81 PS) | 91-98<br><br>00-<br>01-<br>88-95<br><br>94-01<br>01-<br>00-<br>94-00 | <b>79,00</b><br>4   |   |   | 2,00<br>1,50<br>3,00   | <b>793540-00-4</b><br>910 IF Cr *<br>930 P<br>947 EX Cr<br><br><b>793540-50-4</b><br><br><b>793540-10-4</b> | -<br><br>-<br>-  | 79,00<br><br>79,50<br>80,00  | -  | -  |
| <b>Eng. 16 D</b><br><b>Eng. 16 DA</b><br>Astra Estate 1.6 D<br>Astra Hatchb. 1.6 D<br>Astra Mk II Belmont 1.6 D<br>Astra Mk II Estate 1.6 D<br>Astra Mk II Hatchb. 1.6 D<br>Cavalier Mk II 1.6 D<br>Cavalier Mk II Estate 1.6 D<br>Cavalier Mk II Hatchb. 1600D<br>1598 ccm<br>40 kW (54 PS)  | 82-86<br>82-86<br>85-91<br>84-89<br><br>82-88                        | <b>80,00</b><br>4   | 44,95<br>-<br>-<br>76,95  | 26<br>x<br>65   | 2,00<br>2,00<br>3,00   | <b>793530-00-4</b><br>910 Cr *<br>911 P<br>947 EX Cr<br><br><b>793530-50-4</b><br><br><b>793530-10-4</b>    | <b>803501-00-1</b><br><br>RT / HA<br><br><b>803501-50-1</b><br><br><b>803501-10-1</b>                | 80,00<br><br>80,50<br>81,00  | <b>953510-4</b><br>A=83<br>L=143,5<br>H=4,5<br>C=84,9<br>semi  | -  |
| <b>Eng. U25 TD</b><br><b>Eng. X25 TD</b><br>Omega 2.5 TD<br>2498 ccm<br>96 kW (131 PS)  | 94-  | <b>80,00</b><br>6   |   |   | 3,00<br>1,75<br>3,00   | <b>790701-00-2</b><br>914 Cr *<br>911 IF U P<br>947 EX Cr   | -  | 80,00  | -  | -  |

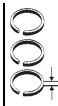


MODEL / ENGINE

YEAR

Dia.  
CYLKH GL  
VT BU  
MT

Ø x L



SM-REF



SM-REF.

Piston  
Dia.

SM-REF.



SM-REF.

**VAUXHALL DIESEL****Eng. F9Q 760**Vivaro Box 1.9 DTI  
Vivaro Combi 1.9 DTI  
1870 ccm  
74 kW (101 PS)

01-

80,00  
447,06  
-  
-  
-17,8  
77,4  
MØ=3828  
x  
60  
T2,50  
2,00  
3,00793843-00-4  
910 IF Cr \*  
911 IF U  
947 EX Cr803823-00-1  
RT / AK

80,00

-

-

793843-50-4

803823-50-1

80,51

-

-

**Eng. R9M 413****Eng. R9M 408 / 450 Euro 5**Vivaro 1.6 CDTI  
1598 ccm  
66-107 kW (90-146 PS)

14-

80,00  
42,00  
1,75  
2,00\*NEW\*  
793822-00-4  
913 Nit S PVD  
911 IF U P  
947 EX Nit S

-

80,00

-

-

\*NEW\*  
793822-50-4

-

80,50

-

-

**Eng. C 18 XE / X 18 XE****Eng. C 18 XEL**Astra Mk III / Convertible  
Estate / Hatchback 1.8i 16 V  
1799 ccm  
85/92 kW (116/125 PS)

93-98

81,60  
41,50  
1,50  
3,00793541-00-2  
910 IF Cr P S  
931 P  
3PC Cr

-

81,60

-

-

793541-50-2

-

82,10

-

-

**Eng. C 25 XE****Eng. X 25 XE**Calibra / Omega  
Calibra 2.5i V6  
Cavalier Mk III / Hatchback  
2.5 V6  
Omega Estate / Vectra  
Vectra Estate / Hatchback  
2.5i 16V  
2498 ccm  
125-143 kW (170-194 PS)

93-95

81,60  
V6**Eng. Z 19 DT****Eng. Z 19 DTL Euro 4**Astra V 1.9 CDTI  
Signum 1.9 CDTI  
Vectra II 1.9 CDTI  
Astravan V 1.9 CDTI  
1910 ccm  
74-88 kW (100-120 PS)

04-10

04-08

05-08

05-11

82,00  
446,5  
-  
-0,5  
-17,5  
72,5  
-  
MØ=37,5  
-26  
x  
612,00  
2,00  
2,00792098-00-4  
910 Cr \*  
931 P  
947 EX Nit S802023-00-1  
RT

82,00

-

-

792098-40-4

802023-40-1

82,40

-

-

**Eng. Z 19 DTH****Eng. Z 19 DTJ**Astra MK V / Estate  
Hatchback / Sport Hatch.  
Signum / Vectra Mk II / Estate  
GTS 1.9 CDTi 16V  
Zafira Mk II 1.9 CDTi  
1910 ccm  
88/110 kW (120/150 PS)

04-

05-

82,00  
42,00  
2,00  
2,00793569-00-4  
910 Cr \*  
911 IF U P  
947 EX Nit S

-

82,00

-

-



MODEL / ENGINE

YEAR



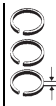
Dia.  
CYL



VT  
MT



Ø x L



SM-REF



SM-REF.



Piston  
Dia.



SM-REF.



SM-REF.

**VAUXHALL DIESEL**

**Eng. 17 DR**

Astra Mk II Hatchb. 1.7 D  
Astra Mk III 1.7 D  
Asktra Mk III Estate 1.7 D  
Astra Mk III Hatchback 1.7 D  
Astra Van Mk III 1.7 D  
Cavalier Mk III 1.7 D  
Cavalier Mk III Hatchb. 1.7 D  
1699 ccm  
42-44 kW (57-60 PS)

89-91  
92-98  
91-94  
91-94  
91-94  
88-92

**82,50**

4  
-  
-1,6  
72,95

44,95  
-  
-2,6  
72,95

26  
x  
65

2,00  
2,00  
3,00

**793533-00-4**  
910 Cr \*  
911 P  
947 EX Cr  
  
**793533-50-4**  
**793533-10-4**

**803509-00-1**  
RT / HA  
  
**803509-50-1**  
-

82,50  
  
  
  
83,00  
83,50

**953509-4**  
A=85,5  
L=143,5  
H=4,5  
C=87,4  
semi  
  
-  
-

-  
  
  
  
  
  
-

**Eng. 17 D**

Astra Mk II Belmont / Estate 1.7 D  
Astra Mk III 1.7 D  
Astra Mk III Estate 1.7 D  
Astra Mk III Hatchback 1.7 D  
Cavalier Mk III 1.7 D  
Cavalier Mk III Hatchb. 1.7 D  
1699 ccm  
42 kW (57 PS)

89-91  
92  
91-98  
  
88-92

**82,50**

4

2,00  
2,00  
3,00

**793533-00-4**  
910 Cr \*  
911 P  
947 EX Cr  
  
**793533-50-4**  
**793533-10-4**

-  
  
  
  
-  
-

82,50  
  
  
  
83,00  
83,50

-  
  
  
  
-  
-

-  
  
  
  
  
  
-

**Eng. X 17 DTL**

Astra Mk III / Estate 1.7 TD  
Astra Mk III Hatchb. 1.7 TD  
Astra Mk IV / Estate 1.7 TD  
Astra Mk IV Hatchb. 1.7 TD  
Astra Van Mk III 1.7 TD  
Astra Van Mk IV 1.7 TD  
1699 ccm  
50 kW (68 PS)

94-98  
94-98  
98-00  
  
94-98  
98-

**82,50**

4

2,00  
2,00  
3,00

**793533-00-4**  
910 Cr \*  
911 P  
947 EX Cr  
  
**793533-50-4**  
**793533-10-4**

-  
  
  
  
-  
-

82,50  
  
  
  
83,00  
83,50

-  
  
  
  
-  
-

-  
  
  
  
  
  
-

**Eng. A 20 DT/DTC/DTE**  
**Eng. DTH/DTJ/DTL**  
**Eng. DTR/FD Euro 5**  
**Eng. Y 20 DTJ**  
**Eng. Z 20 DTJ**

Astra GTC Mk VI 2.0 BiTu. CDTI  
Astra GTC Mk VI 2.0 CDTI  
Astra Mk VI 2.0 BiTurbo/ CDTI  
Cascada Convertible 2.0 CDTI  
Combo Mk III 2.0 CDTI  
Insignia 2.0 BiTurbo CDTI/4x4  
Insignia 2.0 / Saloon CDTI / 4x4  
Insignia Saloon 2.0 Biturbo CDTI  
Insignia Sports Tourer 2.0 Biturbo  
Insignia Sports Tourer 2.0 CDTI  
Zafira Mk III 2.0 CDTI  
1956 ccm  
81-140 kW (110-190 PS)

11-  
  
13-  
11-  
12-  
08-  
12-  
  
11-

**83,00**

4

1,50  
1,50  
2,00

**793509-00-4**  
910 CCLP \*  
931 P  
947 EX Cr \*  
  
**793509-40-4**

-  
  
  
  
-

83,00  
  
  
  
83,40

-  
  
  
  
-

-  
  
  
  
  
  
-

**Eng. Z 20 DM**  
**Eng. Z 20 DMH**

Antara 2.0 CDTI  
Antara 2.0 CDTI 4x4  
93-110 kW (126-150 PS)

06-  
06-

**83,00**

4

2,00  
2,00  
3,00

**793580-00-4**  
916 Nit S  
911 P  
947 EX Cr P

-

83,00

-

-



MODEL / ENGINE

YEAR

Dia.  
CYL

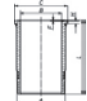
Ø x L



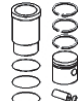
SM-REF



SM-REF.

Piston  
Dia.

SM-REF.



SM-REF.

**VAUXHALL DIESEL****Eng. X 20 DTH**Astra IV 2.0 DTI  
Omega 2.0 DTI  
Vectra I 2.0 DTI  
1995 ccm  
74 kW (101 PS)98-05  
98-00  
95-01**84,00**  
42,50  
1,75  
3,00**793567-00-4**  
910 Nit S  
931 P  
947 EX Cr P

-

84,00

-

-

**Eng. X 22 DTH**Frontera II 2.2 DTI  
Sintra 2.2 DTI  
2171 ccm  
85 kW (116 PS)98-04  
97-99**Eng. X 20 DTL****Eng. Y 20 DTL**Astra Mk IV 2.0 DI  
Astra Mk IV Estate 2.0 DI  
Astra Mk IV Hatchback 2.0 DI  
Astra Van Mk IV 2.0 DI  
Vectra 2.0 DI 16V  
Vectra Estate 2.0 DI 16V  
Vectra Hatchback 2.0 DI 16V  
Zafira 2.0 DI 16V  
1995 ccm  
60 kW (81 PS)98-  
98-  
98-  
98-  
96-  
96-**84,00**  
42,00  
1,75  
3,00**793550-00-4**  
910 IF Cr \*  
911 P  
947 EX Cr

-

84,00

-

-

**Eng. X 20 DTH**Astra Mk IV 2.0 DTI 16V  
Astra Mk IV Estate 2.0 DTI 16V  
Astra Mk IV Hatchb. 2.0 DTI  
Omega 2.0 DTI 16V  
Vectra 2.0 DTI 16V  
Vectra Estate 2.0 DTI 16V  
Vectra Hatchb. 2.0 DTI 16V  
1995 ccm  
74 kW (100 PS)99-  
98-00  
97-**84,00**  
42,50  
1,75  
3,00**793552-00-4**  
914 Cr \*  
931 P  
947 EX Cr P

-

84,00

-

-

**Eng. M9R 630****Eng. M9R 780 / 786 Euro 4****Eng. M9R 782 / 784 / 788**Vivaro Box 2.0 CDTI  
Vivaro Combi 2.0 CDTI  
Vivaro Platform / Chassis 2.0 CDTI  
1995 ccm  
66-84 kW (90-114 PS)06-  
06-  
06-**84,00**  
42,50  
2,00  
2,00**793854-00-4**  
913 Cr P \*  
931 P  
947 EX Cr \*

-

84,00

-

-

**793854-50-4**  
\*NEW\*

-

84,50

-

-



MODEL / ENGINE

YEAR

Dia.  
CYL

Ø x L



SM-REF



SM-REF.

Piston  
Dia.

SM-REF.



SM-REF.

**VAUXHALL DIESEL****Eng. Y 20 DTH**

Astra Mk IV 2.0 DTI 16V 99-  
 Astra Mk IV Estate 2.0 DTI 16V  
 Astra Mk IV Hatchb. 2.0 DTI  
 Astra Van Mk IV 2.0 DTI 04-  
 Signum 2.0 DTI 03-  
 Vectra 2.0 DTI 16V 97-  
 Vectra Estate 2.0 DTI 16V  
 Vectra Hatchb. 2.0 DTI 16V  
 Vectra Mk II 2.0 / GTS DTI 16V 02-  
 Vectra Mk II Estate 2.0 DTI 16V 03-  
 Zafira 2.0 DTI 16V 99-  
 1995 ccm  
 74 kW (100 PS)

84,00  
41,75  
1,75  
3,00793555-00-4  
910 IF Cr \*  
931 P  
947 EX Cr

-

84,00

-

-

**Eng. X 22 DTH**

Frontera Mk II 2.2 DTI 98-  
 Sintra 2.2. DTI 97-99

**Eng. Y 22 DTH**

Frontera Mk II 2.2 DTI 98-  
 Omega 2.2 DTI 16V 00-  
 Omega Estate 2.2 DTI 16V  
 2172 ccm  
 85-88 kW (116-120 PS)

**Eng. Y 22 DTR**

Signum 2.2 DTI 03-  
 Vectra 2.2 DTI 16V 00-  
 Vectra Estate 2.2 DTI 16V  
 Vectra Hatchb. 2.2 DTI 16V  
 Vectra Mk II 2.2 / GTS DTI 16V 02-  
 Vectra Mk II Estate 2.2 DTI 16V 03-  
 Zafira 2.2 D 01-05  
 2172 ccm  
 92 kW (125 PS)

**Eng. M9T 670/672 Eu. 5**

Movano II 2.3 CDTI 100/125 10-

**Eng. M9T 676 Euro 4**

Movano III 2.3 CDTI 100/125 10-

**Eng. M9T 678/680**

Movano II 2.3 CDTI 150 10-

**Eng. M9T 686/690 Eu. 5**

Movano II 2.3 CDTI 125 10-

**Eng. M9T 692/694 Eu. 4**

Movano II 2.3 CDTI 125/150 10-

**Eng. M9T 696 Euro 4**

Movano II 2.3 CDTI 125/150 10-

**Eng. M9T 698 Euro 5**

Movano II 2.3 CDTI 150 10-

2298 ccm

74-107 kW (101-146 PS)

85,01  
447,88  
-  
-16,2  
76  
-  
MØ=5032  
x  
652,50  
2,00  
2,00793804-00-4  
913 Cr \*  
911 IF UP  
947 Nit S803848-00-1  
RT / KK

85,01

-

-

\*NEW\*  
793804-25-4  
\*NEW\*  
793804-50-4-  
\*NEW\*  
803848-50-1

85,25

-

-

85,51

-

-

**Eng. G9T 720 / 722 / 750**

Movano Chassis / Cab 00-

Combi / Van 2.2 DTI 00-

2188 cm

66 kW (90 PS)

87,00  
43,00  
1,75  
2,50793849-00-4  
913 Cr \*  
931 P  
947 EX Nit S

-

87,00

-

-

**Eng. C223**

Brava Pickup 2.2 D 91-96

2238 ccm

39-54 kW (53-73 PS)

88,00  
42,00  
2,00  
4,00793523-00-4  
910 Cr P \*  
930 IF P  
947 EX P

-

88,00

-

-



MODEL / ENGINE

YEAR

Dia.  
CYLKH GL  
VT BU  
MT

Ø x L



Ø x L



SM-REF



SM-REF.

Piston  
Dia.

SM-REF.



SM-REF.

**VAUXHALL DIESEL****Eng. G9U 630 Euro 4**

Vivaro Box / Flatbed  
Chassis 2.5 CDTI  
2464 ccm  
84-107 kW (114-146 PS)

06-

**89,00**  
43,00  
1,75  
2,50

**793850-00-4**  
913 Cr \*  
931 P  
947 EX Nit S

-

89,00

-

-

**793850-50-4**

-

89,50

-

-

**Eng. G9U 720 / 724****Eng. 730 / 750 / 754****Euro 3**

Movano Chassis / Cab  
Combi / Van 2.5 DTI  
Vivaro Box / Combi / Chassis  
Flatbed 2.5 DTI  
2463 ccm  
73-99 kW (99-135 PS)

01-

04-

**89,00**  
453,03  
--2,12/-1,69  
-17,8

83,09

-

MØ=43,2

-

31  
x  
65  
T2,50  
1,75  
2,50

**793851-00-4**  
910 IF Cr \*  
931 P  
947 EX Nit S

\*NEW\*

**793851-25-4**

-

89,25

-

-

**793851-50-4**

-

89,50

-

-

**Eng. 23 D**

Carlton Mk II 2.3 D  
Carlton Mk II Estate 2.3 D  
2260 ccm  
48-52 kW (65-71 PS)

83-86

**92,00**  
42,00  
2,00  
4,00

**793527-00-4**  
910 Cr \*  
931 IF P  
947 EX Cr

-

92,00

-

-

**793527-10-4**

-

93,00

-

-

**Eng. 25 TDS**

Frontera / Sport 2.5 TDS  
2499 ccm  
85 kW (115 PS)

96-98

**92,00**  
42,50  
2,00  
4,00

**793536-00-4**  
916 Cr \*  
911  
947 EX Cr

-

92,00

-

-

**Eng. 8140.23.2585****Eng. 8140.23.3700****Eng. 8140.43.2585****Eng. 8140.43.3700**

Movano  
2800 ccm  
84 kW (114 PS)

99-

**94,40**  
43,00  
2,00  
3,00

**792090-00-4**  
914 Cr P \*  
911 IF  
947 EX Nit

-

94,40

-

-

**up to Eng. No  
2572279****Eng. S9W 700 / 702**

Movano Box 2.8 DTI  
Movano Combi 2.8 DTI  
Movano Dumptruck 2.8 DTI  
Movano Flatbed  
Chassis 2.8 DTI  
2799 ccm  
84 kW (114 PS)

99-01

98-01

99-01

98-01

**94,40**  
42,50  
2,00  
2,50

**792091-00-4**  
914 Cr \*  
911 IF  
947 EX Nit S

-

94,40

-

-

**792091-40-4**

-

94,80

-

-



MODEL / ENGINE

YEAR

Dia.  
CYLVT  
MT

Ø x L



SM-REF



SM-REF.

Piston  
Dia.

SM-REF.



SM-REF.

**VM****Eng. HR 492 HI**Alfa Romeo  
2392 ccm  
81 kW (110 PS)

84-87

**92,00**  
42,50  
2,00  
4,00**795202-00-4**  
914 Cr \*  
931  
947 EX Cr

-

92,00

-

-

**Eng. HR 492 HT**Alfa Romeo  
2393 ccm  
67-70 kW (91-95 PS)

82-85

**92,00**

-

-

-

**Eng. HR 92.4 S-H**Alfa Romeo  
2500 ccm  
84-86 kW (114-117 PS)

88-

**92,00**

-

-

-

**Eng. HR 692 H/HT****Eng. H 9 / HT 9**Marinemotor  
3589 ccm  
121 kW (164,5 PS)

83-

**92,00**  
6

-

-

-

**Eng. HRA 192 / 292****92,00**  
1 - 22,00  
2,00**795207-00-1**  
910 IF Cr \*  
931

-

92,00

-

-

**Eng. HRA 392 / 492****92,00**  
2 - 4

4,00

947 EX Cr

-

-

-

**Eng. HR 94**Industrial engine  
1388 ccm**94,00**  
23,00  
2,00**795203-00-1**  
914 Cr \*  
931

-

94,00

-

-

**Eng. HR 94**Industrial engine  
2082 ccm**94,00**  
3

4,00

947 EX Cr

-

-

-

**Eng. HR 94**Industrial engine  
2776 ccm**94,00**  
4

-

-

-

**Eng. HR 94**Industrial engine  
4164 ccm  
23-100 kW (31,5-136 PS)**94,00**  
6

-

-

-

**Eng. 10/22/35/50 DA/SL****95,00**  
1-42,50  
2,50**795208-00-1**  
910 IF Cr  
911 IF

-

95,00

-

-

**Eng. 951 / 52 / 54 / 56SU****95,00**  
1-62,50  
5,00911 IF  
947 EX

-

-

-

**Eng. 195 / 295 / 395 SV****95,00**  
1-3

-

-

-











**Eng. 198 / 298 / 398 SV****98,00**  
1-32,50  
2,50  
2,50  
5,00**795209-00-1**  
910 IF Cr  
911 IW  
930  
947 EX Cr

-











98,00










-










-

| <br><b>MODEL / ENGINE</b>   | <b>YEAR</b>  | <br><b>Dia.</b><br><b>CYL.</b> | <br><b>VT</b><br><b>MT</b> | <br><b>Ø x L</b> |  | <br><b>SM-REF</b> | <br><b>SM-REF.</b> | <br><b>Piston</b><br><b>Dia.</b> | <br><b>SM-REF.</b> | <br><b>SM-REF.</b> |
|---|--|--|--|---|--|---|--|--|--|--|
| <b>VM</b><br><br><b>Eng. 110 / 210 SL</b><br><b>Eng. 310 / 410 SL</b>   |  | <b>100,00</b><br>1-4   |  |   | 2,50<br>2,50<br>2,50<br>5,00   | <b>795206-00-1</b><br>910 Cr *<br>911 P<br>930 P<br>947 EX P                                      | -  | 100,00   | -  | -  |
| <b>Eng. 1051 / 52 SU/SUN</b><br><b>Eng. 1053 / 54 SU/SUN</b><br><b>Eng. 1055 / 56 SU/SUN</b>  |  | <b>105,00</b><br>1-6   |  |   | 3,00<br>2,50<br>2,50<br>5,00   | <b>795204-00-1</b><br>914 Cr *<br>911<br>930 P<br>947 EX Cr                                       | -  | 105,00   | -  | -  |
| <b>Eng. SUN.M</b><br>1992-5976 ccm  |  | <b>105,00</b><br>2-6   |  |   | 3,00<br>2,50<br>4,00   | <b>795205-00-1</b><br>916 Cr P *<br>911<br>947 EX Cr  | -  | 105,00   | -  | -  |
| <b>Eng. 112 DAN / 113 DAN</b><br><b>Eng. 114 DAN / 116 DAN</b>  |  | <b>110,00</b><br>2-4<br>6  |  |   | 3,00<br>2,50<br>2,50<br>5,00   | <b>795213-00-1</b><br>914 Cr P *<br>911 P<br>930 P<br>947 EX P                                    | -  | 110,00   | -  | -  |
| <b>VOLKSWAGEN</b><br><br><b>Lupo 1.0</b><br><b>Polo 50</b><br>Eng. AER / ALL<br>999 ccm<br>37 kW (50 PS)  | 98-00<br>97-99                                       | <b>67,10</b><br>4  |  |   | 1,00<br>1,20<br>2,00   | <b>795079-00-4</b><br>910 Nit S<br>911 P<br>3PC Nit   | -  | 67,10  | -  | -  |
| <b>Sirocco</b><br><b>Golf</b><br><b>Polo / Derby</b><br><b>Jetta / Industriemotor</b><br>Eng. 801 / FJ / GG / HB / HD<br>1093 ccm<br>37-38 kW (50-52 PS)  | 74-79<br>74-84<br>75-83<br>79-84                     | <b>69,50</b><br>4  |  |   | 1,75<br>2,00<br>4,00   | <b>795034-00-4</b><br>910 IF Cr *<br>931 P<br>946 EX P<br><br><b>795034-50-4</b>                  | -  | 69,50<br><br>70,00   | -  | -  |
| <b>Polo / Derby</b><br>Eng. HA<br>895 ccm<br>29,5 kW (40 PS)  | 75-81  |  |  |   |  |   |  |  |  |  |
| <b>Bettle 1.2 TSI</b><br><b>Caddy III 1.2 TSI</b><br><b>Golf IV 1.2 TSI</b><br><b>Golf Plus 1.2 TSI</b><br><b>Golf IV Cabrio</b><br><b>Jetta 1.2 TSI</b><br><b>Polo 1.2 TSI</b><br><b>Touran 1.2 TSI</b><br>Eng. CBZA / CBZB<br>1197 ccm<br>63-77 kW (86-105 PS)<br><b>up to 14.05.2012</b> | 11-<br>10-<br>09-<br>10-<br>11-<br>11-<br>09-<br>10- | <b>71,00</b><br>4  |  |   | 1,00<br>1,20<br>2,00   | <b>795011-00-4</b><br>910 Nit S<br>931 P<br>3PC Nit   | -  | 71,00  | -  | -  |



| <br><b>MODEL / ENGINE</b>  | <b>YEAR</b>  | <br><b>Dia.</b><br><b>CYL</b> | <br><b>VT</b><br><b>MT</b> | <br><b>Ø x L</b> |  | <br><b>SM-REF</b>        | <br><b>SM-REF.</b> | <br><b>Piston</b><br><b>Dia.</b> | <br><b>SM-REF.</b> | <br><b>SM-REF.</b> |
|--|--|---|--|---|--|--|--|--|--|--|
| <b>VOLKSWAGEN</b>  |  |   |  |   |  |  |  |  |  |  |
| <b>Beetle 1.2 TSI</b><br><b>Caddy Maxi 1.2 TSI</b><br><b>Caddy 1.2 TSI</b><br><b>Golf Plus 1.2 TSI</b><br><b>Golf 1.2 TSI</b><br><b>Jetta 1.2 TDI</b><br><b>Polo 1.2 TSI</b><br><b>Touran 1.2 TSI 16V</b><br>Eng. CBZA / CBZB Euro 5<br>1198 ccm<br>63-77 kW (85-105 PS)<br><br><b>from 14.05.2012</b> | 11-<br>10-<br>10-<br>09-12<br>09-12<br>10-<br>09-<br>10- | <b>71,00</b><br>4   |  |   |  | <b>795012-00-4</b><br>1,20 910 Nit S<br>1,20 911 Cr P<br>2,00 3PC Nit                                    | -  | 71,00  | -  | -  |
| <b>Golf</b><br><b>Vento</b><br>Eng. ABD<br>1391 ccm<br>44 kW (60 PS)   | 91-95<br>92-95   | <b>75,01</b><br>4   | 34,52<br>-<br>-1,65<br>-15,2<br>52,02  | 17<br>x<br>48   | 1,50<br>1,50<br>2,50   | <b>795001-00-4</b><br>910 IF Cr S<br>911 P<br>3PC Cr<br><br><b>795001-50-4</b>                           | <b>805022-00-1</b><br><br><br><b>805022-50-1</b>   | 75,01<br><br><br>75,51   | -  | -  |
| <b>Passat</b><br><b>Santana CX</b><br>Eng. EP / EU<br>1297 ccm<br>44 kW (60 PS)  | 80-86  | <b>75,00</b><br>4   |  |   | 1,50<br>1,75<br>3,00   | <b>795040-00-4</b><br>910 IF Cr P<br>931 P<br>3PC Cr   | -  | 75,00  | -  | -  |
| <b>Derby / Golf / Jetta</b><br><b>Passat / Polo / Santana</b><br>Eng. FY / FZ / GF / GS / GT<br>Eng. HH / HJ<br>1272 ccm<br>40-44 kW (55-60 PS)  | 78-84  | <b>75,01</b><br>4   |  |   | 1,75<br>2,00<br>4,00   | <b>795002-00-4</b><br>910 IF Cr S<br>931 P<br>3PC Cr<br><br><b>795002-50-4</b><br><br><b>795002-10-4</b> | -  | 75,01<br><br><br>75,51<br><br>76,01  | -  | -  |
| <b>Polo / Derby</b><br><b>Polo</b><br>Eng. GL / HZ<br>1043/1053 ccm<br>29-33 kW (40-45 PS)   | 81-86<br>85-90   | <b>75,01</b><br>4   |  |   | 1,75<br>2,00<br>3,00   | <b>795035-00-4</b><br>910 IF Cr S<br>931 P<br>3PC Cr<br><br><b>795035-50-4</b><br><br><b>795035-10-4</b> | -  | 75,01<br><br><br>75,51<br><br>76,01  | -  | -  |
| <b>Golf II 1.3</b><br><b>Jetta 1.3</b><br><b>Polo 1.3</b><br><b>Scirocco / Derby 1.3</b><br><b>Golf II / Jetta / Polo 1.3</b><br>Eng. MH / NU Kat / NZ<br>Eng. HK / HW / 2G / AAV<br>1272 ccm<br>37-40 kW (50-55 PS)   | 89-92<br>83-92<br>83-94<br>83-84<br>85-92                | <b>75,01</b><br>4   | 42,87<br>-1,7<br>-1,9<br>-16,1<br>69,87  | 20<br>x<br>54   | 1,75<br>2,00<br>3,00   | <b>795035-00-4</b><br>910 IF Cr S<br>931 P<br>3PC Cr<br><br><b>795035-50-4</b><br><br><b>795035-10-4</b> | <b>805023-00-1</b><br><br><br><b>805023-50-1</b>   | 75,01<br><br><br>75,51<br><br>76,01  | -  | -  |

| MODEL / ENGINE  | YEAR  |  Dia.<br>CYL |  VT<br>MT |  Ø x L |  |  SM-REF |  SM-REF. |  Piston<br>Dia. |  SM-REF. |  SM-REF. |
|---|-------|--|---|--|--|---|--|---|--|--|
| <b>VOLKSWAGEN</b>   |       |  |   |  |  |   |  |   |  |  |
| <b>Beetle / Cabriolet 1.4 TSI</b>   | 11-   | <b>76,51</b>   | 28,97   | 19   |  | <b>795003-00-4</b>  | <b>805055-00-1</b>   | 76,51   | -  | -  |
| <b>Eos 1.4 TSI</b>  | 08-15 | 4  | -   | x  | 1,20   | 910 IF Nit S  |  |   |  |  |
| <b>Golf Plus 1.4 TSI</b>  | 08-13 |  | -4,21/-1,45   | 54   | 1,50   | 931 P   | RT   |   |  |  |
| <b>Golf V 1.4 TSI</b>   | 05-09 |  | -   |  | 2,00   | 3PC Cr  |  |   |  |  |
| <b>Golf V Variant 1.4 TSI</b>   | 08-09 |  | 49,97   |  |  |   |  |   |  |  |
| <b>Golf VI 1.4 TSI</b>  | 08-12 |  | -   |  |  | <b>795003-50-4</b>  | -  | 77,01   | -  | -  |
| <b>Golf VI Cabriolet 1.4 TSI</b>  | 11-   |  | -   |  |  |   |  |   |  |  |
| <b>Golf VI Variant 1.4 TSI</b>  | 09-13 |  | -   |  |  |   |  |   |  |  |
| <b>Jetta III 1.4 TSI</b>  | 06-10 |  | -   |  |  |   |  |   |  |  |
| <b>Jetta IV 1.4 TSI</b>   | 11-14 |  | -   |  |  |   |  |   |  |  |
| <b>Passat / Variant 1.4 TSI</b>   | 12-14 |  | -   |  |  |   |  |   |  |  |
| <b>Scirocco 1.4 TSI</b>   | 08-   |  | -   |  |  |   |  |   |  |  |
| <b>Sharan 1.4 TSI</b>   | 10-   |  | -   |  |  |   |  |   |  |  |
| <b>Tiguan 1.4 TSI</b>   | 08-   |  | -   |  |  |   |  |   |  |  |
| <b>Tiguan 1.4 TSI 4motion</b>   | 07-   |  | -   |  |  |   |  |   |  |  |
| <b>Touran 1.4 FSI / TSI</b>   | 06-10 |  | -   |  |  |   |  |   |  |  |
| <b>Touran 1.4 TSI</b>   | 10-15 |  | -   |  |  |   |  |   |  |  |
| Eng. BLG / BMY / BWK / CAVA<br>Eng. CAVB / CAVC / CAVD<br>Eng. CAVE / CNWA / CTHA / CTHB<br>Eng. CTHC / CTHD / CTHE / CTKA<br>1390 ccm<br>103-132 kW (140-180 PS) |       |  |   |  |  |   |  |   |  |  |
| <b>Golf Mk III 1.6</b>  | 92-97 | <b>76,51</b>   | 32  | 17   |  | <b>795004-00-4</b>  | <b>805002-00-1</b>   | 76,51   | -  | -  |
| <b>Golf Mk III Estate 1.6</b>   | 93-97 | 4  | -   | x  | 1,50   | 910 IF Cr S   |  |   |  |  |
| <b>Vento 1.6</b>  | 92-98 |  | -   | 52   | 1,50   | 931 P   |  |   |  |  |
| Eng. AEA / ABU / AHS / AEE<br>1598 ccm<br>55 kW (75 PS)   |       |  | -8,7<br>54  |  | 2,50   | 3PC Cr  |  |   |  |  |
|   |       |  |   |  |  | <b>795004-50-4</b>  | <b>805002-50-1</b>   | 77,01   | -  | -  |
| <b>Golf / Polo / Vento</b>  | 95-   | <b>76,51</b>   | 28,35   | 17   |  | <b>795077-00-4</b>  | <b>805005-00-1</b>   | 76,51   | -  | -  |
| <b>Caddy</b>  | 95-   | 4  | -   | x  | 1,20   | 910 IF Nit S  |  |   |  |  |
| Eng. AEX<br>1389 ccm<br>44 kW (60 PS)   |       |  | -   | 52   | 1,50   | 931 P   |  |   |  |  |
|   |       |  | -5,95<br>50,35  |  | 2,50   | 3PC Cr  |  |   |  |  |
|   |       |  |   |  |  | <b>795077-50-4</b>  | <b>805005-50-1</b>   | 77,01   | -  | -  |
| <b>Golf / Polo / Vento</b>  | 95-   | <b>76,51</b>   | 30,85   | 17   |  | <b>795077-00-4</b>  | <b>805006-00-1</b>   | 76,51   | -  | -  |
| Eng. AEE<br>1598 ccm<br>55 kW (75 PS)   |       | 4  | -   | x  | 1,20   | 910 IF Nit S  |  |   |  |  |
|   |       |  | -   | 52   | 1,50   | 931 P   |  |   |  |  |
|   |       |  | -7,8<br>52,85   |  | 2,50   | 3PC Cr  |  |   |  |  |
|   |       |  |   |  |  | <b>795077-50-4</b>  | <b>805006-50-1</b>   | 77,01   | -  | -  |
| <b>Bora / Lupo 1.4i 16V</b>   | 98-05 | <b>76,51</b>   | 28,92   | 17   |  | <b>795077-00-4</b>  | <b>805033-00-1</b>   | 76,51   | -  | -  |
| <b>Caddy 1.4i 16V</b>   | 00-03 | 4  | -   | x  | 1,20   | 910 Nit IF S  |  |   |  |  |
| <b>Golf 1.4i 16V</b>  | 97-06 |  | -2,2/-2,7   | 52   | 1,50   | 931 P   |  |   |  |  |
| <b>Golf Plus 1.4i 16V</b>   | 05-06 |  | -2  |  | 2,50   | 3PC Cr  |  |   |  |  |
| <b>Jetta 1.4i 16V</b>   | 00-01 |  | 58,5  |  |  |   |  |   |  |  |
| <b>Polo 1.4i 16V</b>  | 96-05 |  | -   |  |  | <b>795077-50-4</b>  | <b>805033-50-1</b>   | 77,01   | -  | -  |
| <b>Polo Classic 1.4i 16V</b>  | 99-01 |  | MØ=62   |  |  |   |  |   |  |  |
| <b>Polo Sedan 1.4 FSI 16V</b>   | 01-09 |  | -   |  |  |   |  |   |  |  |
| Eng. AFH / AFK / AHW / AKQ<br>Eng. ANM / APE / AQQ / AUA<br>Eng. AUB / AXP / BBY / BBZ<br>1390 ccm<br>55-74 kW (75-101 PS)  |       |  |   |  |  |   |  |   |  |  |

| MODEL / ENGINE   | YEAR   |  Dia.<br>CYL |  KH<br>VT<br>MT |  Ø x L |  |  SM-REF |  SM-REF. |  Piston<br>Dia. |  SM-REF. |  SM-REF. |
|--|--|--|---|---|--|---|--|---|--|--|
| <b>VOLKSWAGEN</b>  |  |  |   |   |  |   |  |   |  |  |
| <b>Polo 1.2i</b><br><b>Fox 1.2i</b><br>Eng. AWY / BMD<br>1198 ccm<br>40 kW (54 PS)   | 02-07<br>05-   | <b>76,51</b><br>3  | 28,7<br>-<br>-<br>-7,35<br>49,7<br>-<br>-   | 17<br>x<br>46   | 1,20<br>1,50<br>2,50   | <b>795077-00-3</b><br>910 IF Nit S<br>931 P<br>3PC Cr<br><br><b>795077-50-3</b>         | <b>805036-00-1</b><br><br><br><br><br><b>805036-50-1</b>                                   | 76,51<br><br><br><br><br><br>77,01  | -<br><br><br><br><br><br>-   | -<br><br><br><br><br><br>-   |
| <b>Polo 1.2</b><br>Eng. AZQ / BME<br>1198 ccm<br>47 kW (64 PS)   | 01-07  | <b>76,51</b><br>3  | 29,27<br>-<br>-1,25/-2,8<br>-4,11<br>49,27<br>-<br>MØ=62,5<br>-                                 | 17<br>x<br>46   | 1,20<br>1,50<br>2,50   | <b>795077-00-3</b><br>910 IF Nit S<br>931 P<br>3PC Cr<br><br><b>795077-50-3</b>         | <b>805043-00-1</b><br><br><br><br><br><b>805043-50-1</b>                                   | 76,51<br><br><br><br><br><br>77,01  | -<br><br><br><br><br><br>-   | -<br><br><br><br><br><br>-   |
| <b>Eos 1.4 FSI 16V</b><br><b>Eos 1.4 TSI 16V</b><br><b>Golf 1.4 FSI 16V</b><br><b>Golf 1.4 TSI 16V</b><br><b>Jetta 1.4 TSI 16V</b><br><b>Passat 1.4 TSI 16V</b><br><b>Scirocco 1.4 TSI 16V</b><br><b>Tiguan 1.4 TSI 16V</b><br>Eng. CAXA<br>1390 ccm<br>90 kW (122 PS) | 07-08<br>10-13<br>07-08<br>07-<br>08-<br>07-<br>08-<br>10-         | <b>76,51</b><br>4  | 28,7<br>-<br>-<br>-7,35<br>49,7<br>-<br>-<br>-  | 17<br>x<br>46   | 1,20<br>1,20<br>2,00   | <b>795096-00-4</b><br>910 IF Nit S<br>931 P<br>3PC Cr P<br><br><b>795096-50-4</b>       | <b>805037-00-1</b><br><br><br><br><br><b>805037-50-1</b>                                   | 76,51<br><br><br><br><br><br>77,01  | -<br><br><br><br><br><br>-   | -<br><br><br><br><br><br>-   |
| <b>Bora 1.4i 16V</b><br><b>Caddy 1.4i 16V</b><br><b>Golf 1.4i 16V</b><br><b>Golf Plus 1.4i 16V</b><br><b>Golf V 1.4i 16V</b><br><b>New Beetle 1.4i 16V</b><br><b>Polo Sedan 1.4 FSI 16V</b><br><b>Polo 1.4i 16V</b><br>Eng. BCA / BKY<br>1390 ccm<br>55 kW (75 PS)     | 01-05<br>04-06<br>01-06<br>05-06<br>05-06<br>01-<br>04-07<br>01-05 | <b>76,51</b><br>4  | 28,92<br>-<br>-<br>-2,3<br>47,92<br>-<br>MØ=62,3<br>-   | 17<br>x<br>46   | 1,20<br>1,20<br>2,00   | <b>795096-00-4</b><br>910 IF Nit S<br>931 P<br>3PC Cr P<br><br><b>795096-50-4</b>       | <b>805038-00-1</b><br><br><br><br><br><b>805038-50-1</b>                                   | 76,51<br><br><br><br><br><br>77,01  | -<br><br><br><br><br><br>-   | -<br><br><br><br><br><br>-   |
| <b>California T4</b><br>Eng. AAC<br>1998 ccm<br>62 kW (84 PS)  | 90-92<br>-90   | <b>81,01</b><br>4  | 37,8<br>-<br>-0,7<br>-17,35<br>58,3<br>MØ=38  | 22<br>x<br>60   | 1,75<br>2,00<br>3,00   | <b>795049-00-1</b><br>910 IF Cr*<br>931 P<br>3PC Cr<br><br><b>795049-50-1</b>           | <b>805030-00-1</b><br>for Cyl. 1 + 2<br>RT<br><br>-  | 81,01<br><br><br><br><br>81,51  | -<br><br><br><br><br>-   | -<br><br><br><br><br>-   |
| <b>California / T4</b><br>Eng. AAF<br>2459 ccm<br>81 kW (110 PS)   | 90-93  | <b>81,01</b><br>5  | -   |   |  | <b>795049-00-1</b>  | <b>805031-00-1</b><br>for Cyl. 3 + 4<br>RT   | 81,01   | -  | -  |
| <b>California / T4</b><br>2459 ccm<br>81 kW (110 PS)   | 93-96  |  |   |   |  | <b>795049-50-1</b>  | -  | 81,51   | -  | -  |



MODEL / ENGINE

YEAR

Dia.  
CYLVT  
MT

Ø x L



000



SM-REF



SM-REF.

Piston  
Dia.


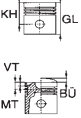







SM-REF.



SM-REF.

**VOLKSWAGEN**

|                                |       |              |         |    |      |                    |                    |       |   |   |
|--------------------------------|-------|--------------|---------|----|------|--------------------|--------------------|-------|---|---|
| <b>Golf II</b>                 | 84-90 | <b>81,01</b> | 32,2    | 20 |      | <b>795036-00-4</b> | <b>805080-00-1</b> | 81,01 | - | - |
| <b>Golf III</b>                | -91   | 4            | 1,3     | x  | 1,50 | 910 IF Cr S        |                    |       |   |   |
| <b>Jetta</b>                   | 84-91 |              | -       | 57 | 1,75 | 931 P              |                    |       |   |   |
| <b>Passat</b>                  | 82-90 |              | -4,4    |    | 3,00 | 947 EX Cr          |                    |       |   |   |
| <b>Santana</b>                 | 82-88 |              | 62,5    |    |      |                    |                    |       |   |   |
| <b>Vento</b>                   | 92-   |              |         |    |      |                    |                    |       |   |   |
| Eng. GU / GX / HV              |       |              |         |    |      |                    |                    |       |   |   |
| 1781 ccm                       |       |              | 31,9    |    |      | <b>795036-50-4</b> | <b>805080-50-1</b> | 81,51 | - | - |
| 66 kW (90 PS)                  |       |              | 1,3     |    |      |                    |                    |       |   |   |
|                                |       |              | -       |    |      |                    |                    |       |   |   |
|                                |       |              | -4,4    |    |      |                    |                    |       |   |   |
|                                |       |              | 62,2    |    |      |                    |                    |       |   |   |
| <b>Golf II</b>                 | 83-93 | <b>81,01</b> | 32,2    |    |      | <b>795037-00-4</b> | <b>805081-00-1</b> | 81,01 | - | - |
| <b>Scirocco</b>                | 83-92 | 4            | 1,3     |    | 1,50 | 910 IF Cr S        |                    |       |   |   |
| Eng. EX                        |       |              | -       |    | 1,75 | 931 P              |                    |       |   |   |
| 1781 ccm                       |       |              | -8,1    |    | 3,00 | 3PC Cr             |                    |       |   |   |
| 66 kW (90 PS)                  |       |              | 62,5    |    |      |                    |                    |       |   |   |
|                                |       |              | MØ=57   |    |      |                    |                    |       |   |   |
|                                |       |              | MV=3,0  |    |      |                    |                    |       |   |   |
|                                |       |              | 31,9    |    |      | <b>795037-50-4</b> | <b>805081-50-1</b> | 81,51 | - | - |
|                                |       |              | 1,3     |    |      |                    |                    |       |   |   |
|                                |       |              | -       |    |      |                    |                    |       |   |   |
|                                |       |              | -8,1    |    |      |                    |                    |       |   |   |
|                                |       |              | 62,2    |    |      |                    |                    |       |   |   |
|                                |       |              | MØ=57   |    |      |                    |                    |       |   |   |
|                                |       |              | MV=3,0  |    |      |                    |                    |       |   |   |
| <b>Golf II 1.6 / Jetta 1.6</b> | 91-92 | <b>81,01</b> | 35,6    | 20 |      | <b>795037-00-4</b> | <b>805082-00-1</b> | 81,01 | - | - |
| <b>Passat 1.6</b>              | 91-92 | 4            | -       | x  | 1,50 | 910 IF Cr S        |                    |       |   |   |
| Eng. ABN / EW / EZ / EZA       |       |              | -       | 57 | 1,75 | 931 P              |                    |       |   |   |
| <b>Caddy 1.6 / Polo 1.6</b>    | 94-97 |              | -2,3    |    | 3,00 | 3PC Cr             |                    |       |   |   |
| <b>Passat 1.6</b>              | 88-90 |              | 66,8    |    |      |                    |                    |       |   |   |
| Eng. 1F                        |       |              | MV=3,00 |    |      |                    |                    |       |   |   |
| <b>Passat 1.6</b>              | 83-88 |              |         |    |      |                    |                    |       |   |   |
| <b>Santana 1.6</b>             | 83-84 |              | 35,3    |    |      | <b>795037-50-4</b> | <b>805082-50-1</b> | 81,51 | - | - |
| Eng. DT                        |       |              | -       |    |      |                    |                    |       |   |   |
| <b>Golf II 1.6 / Jetta 1.6</b> | 85-92 |              | -       |    |      |                    |                    |       |   |   |
| Eng. PN / RE                   |       |              | -2,3    |    |      |                    |                    |       |   |   |
| 1595 ccm                       |       |              | 66,5    |    |      |                    |                    |       |   |   |
| 51-55 kW (70-75)               |       |              | MV=3,00 |    |      |                    |                    |       |   |   |
| <b>Passat 2.0</b>              | 83-88 | <b>81,00</b> |         |    |      | <b>795036-00-4</b> | -                  | 81,00 | - | - |
| <b>Santana 2.0</b>             | 83-84 | 5            |         |    | 1,50 | 910 IF Cr S        |                    |       |   |   |
| Eng. JS / HP                   |       |              |         |    | 1,75 | 931 P              |                    |       |   |   |
| 1994 ccm                       |       |              |         |    | 3,00 | 947 EX Cr          |                    |       |   |   |
| 75-85 kW (102-115 PS)          |       |              |         |    |      | <b>795036-50-4</b> | -                  | 81,50 | - | - |
| <b>Polo / Golf</b>             | 95-   | <b>81,00</b> |         |    |      | <b>795075-00-4</b> | -                  | 81,00 | - | - |
| <b>Vento / Passat</b>          | 94-   | 4            |         |    | 1,20 | 910 IF Nit S       |                    |       |   |   |
| Eng. AEK / AFT / AHL           |       |              |         |    | 1,50 | 931 P              |                    |       |   |   |
| 1595 ccm                       |       |              |         |    | 2,00 | 3PC Nit            |                    |       |   |   |
| 74 kW (101 PS)                 |       |              |         |    |      | <b>795075-50-4</b> | -                  | 81,50 | - | - |

| MODEL / ENGINE  | YEAR  |  Dia.<br>CYL |  |  Ø x L |  |  SM-REF |  SM-REF. |  Piston<br>Dia. |  SM-REF. |  SM-REF. |   |   |
|---|-------|--|--|---|--|---|--|---|--|--|---|---|
| <b>VOLKSWAGEN</b>   |       |  |  |   |  |   |  |   |  |  |   |   |
| <b>Passat / Golf</b><br><b>Sharan 1.8 Turbo</b><br><b>Passat / Golf 1.8</b><br>Eng. AEB / AGU / ADR / AGN<br>1781 ccm<br>92-110 kW (125-150 PS)   | 96-   | <b>81,00</b><br>4  |  |   |  | <b>795074-00-4</b><br>910 IF Cr S<br>931 P<br>3PC Nit                                   | -  | 81,00   | -  | -  |   |   |
|   | 96-   |  |  |   | 1,50   |   |  |   |  |  |   |   |
|   | 96-   |  |  |   | 1,75<br>2,00   |   |  |   |  |  |   |   |
| <b>T4 / T4 Syncro</b><br>Eng. AAC<br>1998 ccm<br>62 kW (84 PS)  | 90-93 | <b>81,00</b><br>4  |  |   |  | <b>795080-00-4</b><br>910 IF Cr *<br>931 P<br>947 EX Cr                                 | -  | 81,00   | -  | -  |   |   |
|   |       |  |  |   | 1,75<br>2,00<br>3,00   |   |  |   |  |  |   |   |
| <b>T4 2.5i</b><br>Eng. AAF / AEU<br>2461 ccm<br>81 kW (110 PS)  | 90-03 |  |  |   |  | <b>795080-50-4</b>  | -  | 81,50   | -  | -  |   |   |
| <b>California 2.8i VR6</b><br><b>Corrado 2.8i (USA)</b><br><b>EuroVan 2.8i</b><br><b>Gol 2.8i VR6</b><br><b>Golf III 2.8i VR6</b><br><b>Golf IV 2.8i VR6 24V</b><br><b>Jetta 2.8i VR6 / 24 V</b><br><b>Passat 2.8i VR6</b><br><b>Sharan 2.8i VR6</b><br>Eng. AAA / AES / AFP / AMY<br>2792 ccm<br>103-130 kW (140-177 PS)                             | 96-00 | <b>81,00</b><br>4  | 32,7   | 20  |  | <b>795074-00-4</b><br>910 IF Cr S<br>931 P<br>3PC Nit                                   | <b>805019-00-1</b><br>AK   | 81,00   | -  | -  |   |   |
|   | 91-95 |  | -  | x   | 1,50   |   |  |   |  |  |   |   |
|   | 96-00 |  | -  | 59  | 1,75   |   |  |   |  |  |   |   |
|   | 00-01 |  | -1,5   |   |  |   | 2,00   |   | <b>805019-50-1</b>   | 81,50  | - | - |
|   | 92-   |  | 53,7   |   |  |   |  |   |  |  |   |   |
|   | 00-01 |  |  |   |  |   |  | <b>795074-50-4</b>  |  |  |   |   |
|   | 98-   |  |  |   |  |   |  |   |  |  |   |   |
|   | 91-96 |  |  |   |  |   |  |   |  |  |   |   |
|   | 95-00 |  |  |   |  |   |  |   | <b>795069-00-4</b><br>910 IF Cr S<br>931 P<br>947 Cr*                                      | 81,00  | - | - |
|   |       |  |  |   |  |   |  |   |  |  |   |   |
| 98-01   |       |  |  |   |  |   |  |   |  |  |   |   |
| 97-01   |       |  |  |   |  |   |  |   |  |  |   |   |
| <b>Bora 1.6 i</b><br><b>Caddy 1.6</b><br><b>Caddy Maxi 1.6 i</b><br><b>Golf 1.6 i</b><br><b>Golf 1.6 SRE</b><br><b>Golf Plus 1.6 SRE</b><br><b>Jetta 1.6 i</b><br><b>New Beetle 1.6 i</b><br><b>Passat 1.6 i</b><br><b>Touran 1.6 i</b><br>Eng. ALZ / ANA / AVU / AYD / BFQ<br>Eng. BFS / BGU / BSE / BSF / CCSA<br>1598 ccm<br>74-75 kW (101-102 PS) | 00-05 | <b>81,00</b><br>4  |  |   |  | <b>795085-00-4</b><br>910 Nit S<br>931 P<br>3PC Nit                                     | -  | 81,00   | -  | -  |   |   |
|   | 04-10 |  |  |   |  |   | 1,00   |   |  |  |   |   |
|   | 07-10 |  |  |   |  |   | 1,20   |   |  |  |   |   |
|   | 00-08 |  |  |   |  |   | 2,00   |   |  |  |   |   |
|   | 08-12 |  |  |   |  |   |  |   |  |  |   |   |
|   | 07-08 |  |  |   |  |   |  |   |  |  |   |   |
|   | 05-10 |  |  |   |  |   |  |   |  |  |   |   |
|   | 00-10 |  |  |   |  |   |  |   |  |  |   |   |
|   | 97-10 |  |  |   |  |   |  |   |  |  |   |   |
|   | 03-10 |  |  |   |  |   |  |   |  |  |   |   |

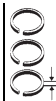


MODEL / ENGINE

YEAR

Dia.  
CYL

Ø x L



SM-REF



SM-REF.

Piston  
Dia.

SM-REF.



SM-REF.

**VOLKSWAGEN****Passat / Santana**Eng. JS  
1994 ccm  
85 kW (116 PS)

84-88

**81,00**  
51,50  
1,75  
3,00**795038-00-5**  
910 IF Cr S  
931 Fe  
947 EX Cr

-

81,00

-

-

**Passat Syncro  
Quantum (USA)**Eng. JT / KX / KV  
2226 ccm  
73,5-100 kW (100-136 PS)85-88  
83-1,50  
1,75  
3,00**795039-00-5**  
910 IF Cr S  
931 Fe  
3PC Cr

-

81,00

-

-

**Golf / Vento / Passat**Eng. KV / AGZ / VR5/6 / AAA  
2324 / 2792 ccm  
100-132 kW (136-180 PS)

91-

**81,00**  
V5  
V6**T4 / T4 Syncro**Eng. AAF / ACU  
2459 ccm  
81 kW (110 PS)

94-

**81,01**  
51,75  
2,00  
3,00**795081-00-5**  
910 IF Cr \*  
931 P  
947 EX Cr

-

81,01

-

-

**Corrado****Golf III****Golf IV**Eng. ABV  
2876 ccm  
135/140 kW (184/190 PS)

91-95

94-96

97

**82,00**  
V61,50  
1,75  
3,00**795051-00-6**  
910 IF Cr S  
931 P  
947 EX CR

-

82,00

-

-

**795051-50-6**  
**795051-10-6**

-

82,50

-

-

**Bora 2.0 1J****Caddy III 2.0****Golf GL 2.0****Golf IV 2.0****Jetta III 2.0****Jetta IV 2.0****New Beetle 2.0****Passat 2.0****Sharan I 2.0****Touran I 2.0****Transporter T5 2.0****Transporter T5 2.0 Bifuel**Eng. AEG / APK / AQY / ATM  
Eng. AVH / AZG / AZJ / AZM  
Eng. AXA / BBX / BEF / BEH  
Eng. BEJ / BER / BEV / BHP  
Eng. BHY / BSX / BZH  
Eng. CBPA / CBSA / CKJA  
1984 ccm  
37-85 kW (50-116 PS)

98-05

06-15

07-08

98-06

05-10

06-10

98-10

00-05

06-10

06-09

03-15

11-15

**82,50**  
41,20  
1,50  
2,00**795052-00-2**  
910 IF Nit S  
911 IF P  
3PC Nit

-

82,50

-

-

**795052-50-2**

-

83,00

-











-










**Passat 2.8****Passat 2.8 4motion**Eng. AGE / AMX / APR / AQD  
Eng. ATX / ATQ / BBG  
2771 ccm  
132-142 kW (180-193 PS)

96-05











00-05

**82,50**  
V6

| <br><b>MODEL / ENGINE</b> | <b>YEAR</b> | <br><b>Dia.</b><br><b>CYL</b> | <br>KH GL<br>VT BU<br>MT | <br>$\varnothing \times L$ |  | <br><b>SM-REF</b> | <br><b>SM-REF.</b> | <br><b>Piston</b><br><b>Dia.</b> | <br><b>SM-REF.</b> | <br><b>SM-REF.</b> |
|---|-------------|---|--|---|--|---|--|--|--|--|
| <b>VOLKSWAGEN</b>   |             |   |  |   |  |   |  |  |  |  |
| <b>Beetle 2.0 TSI</b>   | 11-         | <b>82,51</b>  | 29,6   | 21  |  | <b>795057-00-2</b>  | <b>805057-00-1</b>   | 82,51  | -  | -  |
| <b>Beetle Cabriolet 2.0 TSI</b>   | 11-         | 4   | -  | x   | 1,20   | 910 IF Nit S  |  |  |  |  |
| <b>Bora 2.0 TSI 16V</b>   | 08-09       |   | -3,00/-3,00  | 56  | 1,50   | 911 IF P  | RT   |  |  |  |
| <b>CC 2.0 TSI</b>   | 11-         |   | -6,2   | T   | 2,00   | 947 EX Cr *   |  |  |  |  |
| <b>Eos 2.0 TFSI</b>   | 06-15       |   | 50,1   |   |  |   |  |  |  |  |
| <b>Golf V 2.0 GTI</b>   | 04-09       |   | -  |   |  | <b>795057-25-2</b>  | <b>805057-25-1</b>   | 82,76  | -  | -  |
| <b>Golf V Variant 2.0</b>   | 07-09       |   | MØ=50  |   |  |   |  |  |  |  |
| <b>Golf VI 2.0 GTI</b>  | 09-13       |   | -  |   |  | <b>795057-50-2</b>  | <b>805057-50-1</b>   | 83,01  | -  | -  |
| <b>Golf VI Cabriolet 2.0 GTI</b>  | 11-         |   |  |   |  |   |  |  |  |  |
| <b>Jetta III 2.0 TFSI</b>   | 05-10       |   |  |   |  |   |  |  |  |  |
| <b>Jetta IV 2.0 TSI</b>   | 10-         |   |  |   |  |   |  |  |  |  |
| <b>Jetta IV 2.0 Total Flex</b>  | 10-         |   |  |   |  |   |  |  |  |  |
| <b>Passat 2.0 FSI</b>   | 05-10       |   |  |   |  |   |  |  |  |  |
| <b>Passat 2.0 TSI</b>   | 10-14       |   |  |   |  |   |  |  |  |  |
| <b>Passat Alltr. 2.0TSI 4motion</b>   | 12-14       |   |  |   |  |   |  |  |  |  |
| <b>Passat CC 2.0 TSI</b>  | 05-12       |   |  |   |  |   |  |  |  |  |
| <b>Passat Variant 2.0 FSI</b>   | 05-10       |   |  |   |  |   |  |  |  |  |
| <b>Passat Variant 2.0 TSI</b>   | 10-14       |   |  |   |  |   |  |  |  |  |
| <b>Scirocco 2.0 TSI</b>   | 08-09       |   |  |   |  |   |  |  |  |  |
| <b>Scirocco 2.0 TSI</b>   | 09-         |   |  |   |  |   |  |  |  |  |
| <b>Sharan 2.0 TSI</b>   | 10-         |   |  |   |  |   |  |  |  |  |
| <b>Tiguan 2.0 FSI 16V</b>   | 07-11       |   |  |   |  |   |  |  |  |  |
| <b>Tiguan 2.0 TFSI</b>  | 07-         |   |  |   |  |   |  |  |  |  |
| <b>Tiguan 2.0 TFSI 4motion</b>  | 07-         |   |  |   |  |   |  |  |  |  |
| <b>Vento 2.0 TSI 16V</b>  | 06-         |   |  |   |  |   |  |  |  |  |
| Eng. CAWB / CBFA / CBL / CCTA   |             |   |  |   |  |   |  |  |  |  |
| Eng. CCTB / CCZA / CCZB CCZC  |             |   |  |   |  |   |  |  |  |  |
| 1984 ccm  |             |   |  |   |  |   |  |  |  |  |
| 125-155 kW (170-211 PS)   |             |   |  |   |  |   |  |  |  |  |
| <b>Passat 1.8 TSI</b>   | 07-10       | <b>82,51</b>  | 28,97  | 21  |  | <b>795057-00-2</b>  | <b>805060-00-1</b>   | 82,51  | -  | -  |
| <b>Passat CC 1.8 TSI</b>  | 08-12       | 4   | -  | x   | 1,20   | 910 IF Nit S  |  |  |  |  |
| <b>Passat Variant 1.8 TSI</b>   | 07-11       |   | -4,21/-1,45  | 53  | 1,50   | 911 IF P  | RT   |  |  |  |
| Eng. BZB / CGYA   |             |   | -  | T   | 2,00   | 947 EX Cr *   |  |  |  |  |
| 1798 ccm  |             |   | 49,97  |   |  |   |  |  |  |  |
| 118 kW (160 PS)   |             |   | -  |   |  | <b>795057-25-2</b>  | <b>805060-25-1</b>   | 82,76  | -  | -  |
|   |             |   | -  |   |  |   |  |  |  |  |
| <b>CC 1.8 TSI</b>   | 11-13       |   | -  |   |  | <b>795057-50-2</b>  | <b>805060-50-1</b>   | 83,01  | -  | -  |
| <b>Tiguan 1.8 T 16V</b>   | 09-         |   |  |   |  |   |  |  |  |  |
| Eng. CEA / CEAA   |             |   |  |   |  |   |  |  |  |  |
| 1800 ccm  |             |   |  |   |  |   |  |  |  |  |
| 118 kW (160 PS)   |             |   |  |   |  |   |  |  |  |  |

| MODEL / ENGINE  | YEAR  | <br>Dia.<br>CYL | <br>VT<br>MT | <br>Ø x L |  | <br>SM-REF | <br>SM-REF. | <br>Piston<br>Dia. | <br>SM-REF. | <br>SM-REF. |
|---|-------|---|--|--|--|--|---|--|---|---|
|   |       |   |  |  |  |  |   |  |   |   |
| <b>VOLKSWAGEN</b>   |       |   |  |  |  |  |   |  |   |   |
| <b>Beetle / Cabriolet 2.0 TSI</b>   | 11-   | <b>82,51</b>  | -  | 23   |  | <b>795059-00-4</b>   | <b>805058-00-1</b>  | 82,51  | -   | -   |
| <b>Bora 2.0 TSI 16V</b>   | 08-09 | 4   | -  | x  | 1,20   | 910 IF Nit S   |   |  |   |   |
| <b>CC 2.0 TSI</b>   | 11-   |   | -3,70/-3,70  | 53   | 1,20   | 911 P  | RT  |  |   |   |
| <b>Eos 2.0 TFSI</b>   | 06-15 |   | -6,2   | T  | 2,00   | 947 EX Cr *  |   |  |   |   |
| <b>Eos 2.0 TSI</b>  | 09-15 |   | -  | DLC  |  |  |   |  |   |   |
| <b>Golf V 2.0 GTI</b>   | 04-09 |   | -  |  |  | <b>795059-25-4</b>   | <b>805058-25-1</b>  | 82,76  | -   | -   |
| <b>Golf V Variant 2.0</b>   | 07-09 |   | MØ=50  |  |  |  |   |  |   |   |
| <b>Golf VI 2.0 GTI</b>  | 09-13 |   | -  |  |  |  |   |  |   |   |
| <b>Golf VI Cabriolet 2.0 GTI</b>  | 11-   |   |  |  |  | <b>795059-50-4</b>   | <b>805058-50-1</b>  | 83,01  | -   | -   |
| <b>Golf VI Variant 2.0 TSI</b>  | 09-13 |   |  |  |  |  |   |  |   |   |
| <b>Jetta III 2.0 TFSI</b>   | 05-10 |   |  |  |  |  |   |  |   |   |
| <b>Jetta IV 2.0 TSI</b>   | 10-   |   |  |  |  |  |   |  |   |   |
| <b>Jetta IV 2.0 Total Flex</b>  | 10-   |   |  |  |  |  |   |  |   |   |
| <b>Multivan V 2.0 TSI / 4motion</b>   | 11-   |   |  |  |  |  |   |  |   |   |
| <b>Multivan VI 2.0 TSI</b>  | 15-   |   |  |  |  |  |   |  |   |   |
| <b>Passat 2.0 FSI</b>   | 05-10 |   |  |  |  |  |   |  |   |   |
| <b>Passat TSI</b>   | 10-14 |   |  |  |  |  |   |  |   |   |
| <b>Passat Alltrack 2.0 TSI</b>  | 12-14 |   |  |  |  |  |   |  |   |   |
| <b>Passat CC 2.0 TSI</b>  | 08-12 |   |  |  |  |  |   |  |   |   |
| <b>Passat Variant 2.0 FSI</b>   | 05-10 |   |  |  |  |  |   |  |   |   |
| <b>Passat Variant 2.0 TSI</b>   | 10-14 |   |  |  |  |  |   |  |   |   |
| <b>Scirocco 2.0 TSI</b>   | 08-09 |   |  |  |  |  |   |  |   |   |
| <b>Scirocco 2.0 TSI</b>   | 09-   |   |  |  |  |  |   |  |   |   |
| <b>Sharan 2.0 TSI</b>   | 10-   |   |  |  |  |  |   |  |   |   |
| <b>Tiguan 2.0 FSI 16V</b>   | 07-11 |   |  |  |  |  |   |  |   |   |
| <b>Tiguan 2.0 TFSI</b>  | 07-   |   |  |  |  |  |   |  |   |   |
| <b>Transport V Bus / Kasten<br/>2.0 TSI / 4motion</b>   | 11-   |   |  |  |  |  |   |  |   |   |
| <b>Transport VI Bus /Kasten<br/>2.0 TSI / 4motion</b>   | 15-   |   |  |  |  |  |   |  |   |   |
| <b>Vento 2.0 TSI 16V</b><br>Eng. CAWA / CAWB / CBFA / CCTA<br>Eng. CCZA / CCZB / CCZC / CCZD<br>Eng. CJK A / CJK B<br>1984 ccm<br>110-155 kW (150-211 PS) | 06-   |   |  |  |  |  |   |  |   |   |
| <b>CC 1.8 TSI</b>   | 11-   | <b>82,51</b>  | 29,8   | 23   |  | <b>795059-00-4</b>   | <b>805059-00-1</b>  | 82,51  | -   | -   |
| <b>Golf VI 1.8 TSI</b>  | 09-11 | 4   | -  | x  | 1,20   | 910 IF Nit S   |   |  |   |   |
| <b>Passat 1.8 TSI</b>   | 10-14 |   | -2,15/-2,15  | 51   | 1,20   | 911 P  | RT  |  |   |   |
| <b>Passat 1.8 TSI</b>   | 07-10 |   | -  | T  | 2,00   | 947 EX Cr *  |   |  |   |   |
| <b>Passat Alltrack 1.8 TSI</b>  | 12-14 |   | 55,98  | DLC  |  |  |   |  |   |   |
| <b>Passat CC 1.8 TSI</b>  | 08-12 |   | -  |  |  | <b>795059-25-4</b>   | <b>805059-25-1</b>  | 82,76  | -   | -   |
| <b>Passat Variant 1.8 TSI</b>   | 10-14 |   | -  |  |  |  |   |  |   |   |
| <b>Passat Variant 1.8 TSI</b>   | 07-11 |   | -  |  |  |  |   |  |   |   |
| <b>Sharan 1.8 TSI</b><br>Eng. CDAA / CDAB<br>1798 ccm<br>112-118 kW (152-160 PS)  | 11-   |   |  |  |  | <b>795059-50-4</b>   | <b>805059-50-1</b>  | 83,01  | -   | -   |
| <b>Golf 1.8 TSI 16V</b>   | 09-11 | <b>82,50</b>  |  |  |  | <b>795067-00-4</b>   | -   | 82,50  | -   | -   |
| <b>Passat 1.8 FSI 16V</b>   | 08-10 | 4   |  |  | 1,00   | 910 IF Nit S   |   |  |   |   |
| <b>Passat 1.8 TSI 16V</b>   | 10-   |   |  |  | 1,20   | 931  |   |  |   |   |
| <b>Passat CC 1.8 TSI</b>  | 09-12 |   |  |  | 1,50   | 947 EX Nit   |   |  |   |   |
| <b>Sharan 1.8 TFSI</b><br>Eng. CDAA<br>1798 ccm<br>118 kW (160 PS)  | 12-   |   |  |  |  |  |   |  |   |   |



| <br><b>MODEL / ENGINE</b>  | <b>YEAR</b>                                       | <br><b>Dia.</b><br><b>CYL</b> | <br><b>VT</b><br><b>MT</b> | <br><b>Ø x L</b> |  | <br><b>SM-REF</b> | <br><b>SM-REF.</b> | <br><b>Piston</b><br><b>Dia.</b> | <br><b>SM-REF.</b> | <br><b>SM-REF.</b> |
|--|---|---|--|---|--|---|--|--|--|--|
| <b>VOLKSWAGEN</b><br><br><b>Phaeton</b><br><b>Touareg</b><br><b>Multivan V</b><br><b>Transporter V</b><br><b>Golf IV / R32</b><br><b>Eos</b><br><b>Golf V / R32</b><br>Eng. AXJ / AYT / BKL / BRK<br>Eng. AZZ / BAA / BKJ / BMV<br>Eng. BMX / BDL / BKK / CFLA<br>Eng. BFH / BML / BPF / BUB<br>Eng. CBR / CBRA<br>3189 ccm<br>162-184 kW (220-250 PS) | 02-<br>02-06<br>03-<br>03-<br>02-05<br>06-<br>05- | <b>84,00</b><br>V6  |  |   | 1,20<br>1,50<br>2,00   | <b>795094-00-6</b><br>910 IF Nit S<br>931 P<br>3PC Cr   | -  | 84,00  | -  | -  |
| <b>Touareg 4.2 V8</b><br><b>Phaeton 4.2 V8 4motion</b><br>Eng. AXQ / BGH / BGJ / BHX<br>4172 ccm<br>228-246 kW (310-335 PS)  | 03-   | <b>84,50</b><br>V8  |  |   | 1,20<br>1,50<br>3,00   | <b>795095-00-4</b><br>910 IF Nit S<br>931 P<br>947 Nit S  | -  | 84,50  | -  | -  |
| <b>Touareg II 3.0 TSI</b><br>Eng. CGEA / CGFA<br>2995 ccm<br>245 kW (333 PS)   | 10-   | <b>84,50</b><br>6   |  |   | 1,20<br>1,50<br>2,00   | <sup>*NEW*</sup><br><b>795091-00-2</b><br>910 IF Nit S<br>931 P<br>947 EX Nit S                   | -  | 84,50  | -  | -  |
| <b>Touareg II 4.2 FSI</b><br>Eng. CGNA<br>4134 ccm<br>265 kW (360 PS)  | 11-   | <b>84,50</b><br>8   |  |   |  |   |  |  |  |  |
| <b>Touareg 4.2 V8 FSI</b><br>Eng. BAR<br>4163 ccm<br>257 kW (350 PS)   | 06-10   |   |  |   |  |   |  |  |  |  |
| <b>LT 28 / 31 / 35 / 40</b><br>Eng. CH<br>1984 ccm<br>55-92 kW (75-125 PS)   | 75-82   | <b>86,50</b><br>4   |  |   | 2,00<br>2,50<br>5,00   | <b>795027-00-4</b><br>910 Cr *<br>931 P<br>947 EX   | -  | 86,50  | -  | -  |
| <b>T2</b><br>Eng. AP<br>1795 ccm<br>50 kW (68 PS)  | 73-75   | <b>93,00</b><br>4   |  |   | 2,00<br>2,00<br>4,00   | <b>795031-00-4</b><br>911 P<br>930 P<br>947 EX Cr   | -  | 93,00  | -  | -  |
| <b>412 / 914 (VW-Porsche)</b><br><b>(USA)</b><br>Eng. AT<br>1795 ccm<br>55 kW (75 PS)  | 73-74   |   |  |   |  | <b>795031-10-4</b>  | -  | 84,00  | -  | -  |



MODEL / ENGINE

YEAR



Dia.  
CYL



KH GL  
VT BU  
MT



Ø x L



SM-REF



SM-REF.



Piston  
Dia.



SM-REF.



SM-REF.

### VOLKSWAGEN DIESEL

#### Eng. MN

Polo  
1272 ccm  
33 kW (45 PS)

86-90

**75,00**  
4

1,75  
2,00  
3,00

**795044-00-4**  
910 IF Cr S  
911 P  
946 EX P

-

75,00

-

-

#### Eng. 1W

Polo  
1398 ccm  
35 kW (48 PS)

90-94

#### Eng. CR / CS / JK

#### Eng. ME / JP

Golf / Jetta  
Passat  
T2  
Santana  
Caddy  
1588 ccm  
37-40 kW (50-54 PS)

80-84  
80-88  
88-89  
82-88  
82-90

**76,51**  
4

41,7  
-  
-  
-1,6  
71,7

24  
x  
64

1,75  
2,00  
3,00

**795018-00-4**  
910 Cr \*  
911 IF U  
947 EX Cr

**805010-00-1**  
RT

76,51

**955010-4**  
A=79,5  
L=145  
H=4,7  
C=81,5  
semi

-

#### Eng. CP / DW

LT 31D / 33 / 35 / 40 / 45  
2387 ccm  
55-57 kW (75-78 PS)

79-92

**76,51**  
6

41,45  
-  
-  
-1,6  
71,7

1,75  
2,00  
3,00

**795018-50-4**  
**795018-10-4**

**805012-50-1**  
**805012-10-1**  
RT

77,01

77,51

-

-

-

-

#### Eng. 1V / CY / MF / JR

#### Eng. JX / RA / SB

Golf / Jetta / Passat  
Santana  
1588 ccm  
44-59 kW (60-80 PS)

81-93

**76,51**  
4

41,7  
-  
-  
-1,6  
71,7

24  
x  
64

1,75  
2,00  
3,00

**795018-00-4**  
910 Cr \*  
911 IF U  
947 EX Cr

**805076-00-1**  
RT / HA / AK

76,51

**955010-4**  
A=79,5  
L=145  
H=4,7  
C=81,5  
semi

-

#### Eng. DV

LT 45 / 50 / 55  
2384 ccm  
75 kW (102 PS)

82-91

**76,51**  
6

41,45  
-  
-  
-1,6  
71,7

1,75  
2,00  
3,00

**795018-50-4**  
**795018-10-4**

**805077-50-1**  
**805077-10-1**  
RT / HA / AK

77,01

77,51

-

-

-

-

41,7  
-  
-  
-1,6  
71,7

**795018-50-4**  
**795018-10-4**

**805076-50-1**  
**805076-10-1**  
RT / HA / AK

77,01

77,51

-

-

-

-



MODEL / ENGINE

YEAR



Dia.  
CYL



VT  
MT



Ø x L



SM-REF



SM-REF.



Piston  
Dia.



SM-REF.



SM-REF.

**VOLKSWAGEN  
DIESEL**

**Eng. CK**

Passat  
Industrial engine  
Golf / Passat  
1470 ccm  
37 kW (50 PS)

78-80  
76-80

**76,51**

4

44,9  
-  
-  
-1,8  
76,9

22  
x  
65

1,75  
2,00  
3,00

**795018-00-4**  
910 Cr \*  
**911 IF U**  
947 EX Cr

**805070-00-1**  
RT

76,51

**955070-4**  
A=79,5  
L=145  
H=4,7  
C=81,5  
semi

-

**795018-50-4**  
**795018-10-4**

**805070-50-1**  
**805070-10-1**

77,01  
77,51

-

-

**Eng. 1V / RA / SB**

Golf / Jetta  
Passat  
1588 ccm  
44-59 kW (60-80 PS)

89-92  
88-93

**76,51**

4

1,75  
2,00  
3,00

**795060-00-2**  
910 Cr \*  
911 IF U Cr  
947 EX Cr

-

76,51

-

-

**795060-50-2**

-

77,01

-

-

**Eng. CY / MF / JR / JX**

Golf / Jetta / Passat  
Santana  
245 / 247 / 251 / 253 / 255  
Rabbit (USA)  
Typ 2  
1588 ccm  
51 kW (70 PS)

81-91  
84-92

1,75  
2,00  
3,00

**795084-00-1**  
910 Cr \*  
911 IF U Cr  
947 EX Cr

-

76,51

-

-

**795084-50-1**

-

77,01

-

-

**Eng. DV**

LT 28 / 31/ 35/ 40/ 45/ 50 /55

82-91

**76,51**

6

**Eng. ACL**

LT 35  
2384 ccm  
75 kW (102 PS)

92-

**Eng. AKN**

Passat 2.5 TDI  
2496 ccm  
110 kW (150 PS)

99-03

**78,30**

6

1,75  
2,00  
3,00

**795086-00-6**  
910 Cr S  
911 IF U P  
947 EX Cr

-

78,30

-

-

**Eng. CUTA / CYZA / CYZB**

Polo 1.4 TDI  
1422 ccm  
55-77 kW (75-105 PS)

14-

**79,50**

3

1,75  
2,00  
2,00

<sup>\*NEW\*</sup>  
**795022-00-4**  
910 CCL \*  
911 IF U  
947 EX Cr \*

-

79,50

-

-

**Eng. CLHA / CRKB**

Golf VII 1.6 TDI  
Golf VII 1.6 TDI 4motion  
Touran 1.6 TDI  
1598 ccm  
77-81 kW (105-110 PS)

12-  
12-  
15-16

**79,50**

4



MODEL / ENGINE

YEAR

Dia.  
CYLKH GL  
VT BU  
MT

Ø x L



SM-REF



SM-REF.

Piston  
Dia.

SM-REF.



SM-REF.

**VOLKSWAGEN  
DIESEL**

Eng. AEF / AGD / AGP  
Eng. AGR / AHG / AJM  
Eng. ANU / ARL / ASV  
Eng. ASX / ASY / ASZ  
Eng. ATD / ATJ / AUJ  
Eng. AVB / AVF / AWX  
Eng. AVQ / AXB / AXC  
Eng. AXR / AYQ / BJB  
Eng. BKC / BLT / BRR  
Eng. BRS / BRU  
Golf / Caddy / Polo / Passat  
Bora / Sharan / Passat  
New Beetle / Transporter  
Multivan  
1896 ccm  
47-110 kW (64-150 PS)

94-

79,50  
41,75  
2,00  
3,00795078-00-1  
910 Cr S  
911 IF U Cr  
947 EX Cr

-

79,50

-

-

Eng. AMF / ATL / BAY  
Lupo / Polo 1.4  
1422 ccm  
55 kW (75 PS)

99-

79,50  
31,75  
2,00  
3,00795048-00-1  
910 Cr S  
911 IF U  
947 EX Cr

-

79,50

-

-

Eng. 1X / 1Y / 1Z / AAZ  
ABL / AEY / AFN / AHF  
AHU / AHH / ALE / ALH  
Golf / Passat / Polo / Vento  
Sharan / T4 / Bora / Jetta / Beetle  
1896 ccm  
44-81 kW (60-110 PS)

90-

79,50  
41,75  
2,00  
3,00795048-50-1  
795048-10-1

-

80,00

-

-

Eng. AEF / AGD / AGR  
Eng. AGH / AJM / ANU  
Eng. ARL / ASV / ASX  
Eng. ASY / ASZ / ATD  
Eng. ATJ / AUJ / AVB  
Eng. AVF / AWX / AVQ  
Eng. AXB / AXC / AXR  
Eng. AYQ / BJB / BKC  
Eng. BLT / BRR / BRS  
Eng. BRU  
Golf / Polo / Caddy / Sharan  
Bora / Passat / Polo / Touran  
New Beetle / Transporter / Multiv.  
1896 ccm  
47-110 kW (64-150 PS)

97-

79,50  
51,75  
2,00  
3,00795045-00-4  
910 Cr S  
911 IF U  
947 EX Cr  
795045-50-4  
795045-10-4

-

79,51

-

-

Eng. AKU  
Lupo / Polo  
1716 ccm  
44 kW (60 PS)

98-

Eng. AJA  
T4 / California  
2370 ccm  
55 kW (75 PS)

97-03



MODEL / ENGINE

| YEAR                        | Dia.<br>CYL | KH<br>VT<br>MT | GL<br>BU | Ø x L | SM-REF             | SM-REF.                             | Piston<br>Dia. | SM-REF. | SM-REF. |
|-----------------------------|-------------|----------------|----------|-------|--------------------|-------------------------------------|----------------|---------|---------|
| <b>VOLKSWAGEN DIESEL</b>    |             |                |          |       |                    |                                     |                |         |         |
| <b>Eng. AGP / ANC / AQM</b> |             |                |          |       |                    |                                     |                |         |         |
| Bora 1.9 SDI                | 79,51       | 39,8           | 24       |       | <b>795048-00-1</b> | <b>805024-00-1</b> <sup>*NEW*</sup> | 79,51          | -       | -       |
| 98-05                       | 4           | -              | x        | 1,75  | 910 Cr S           | for Cyl. 1 & 2                      |                |         |         |
| Caddy II 1.9 SDI            |             | -1/-1          | 59       | 2,00  | 911 IF U           | RT                                  |                |         |         |
| 95-04                       |             |                |          |       |                    |                                     |                |         |         |
| Golf IV 1.9 SDI             |             | -17,75         |          | 3,00  | 947 EX Cr          |                                     |                |         |         |
| 97-06                       |             |                |          |       |                    |                                     |                |         |         |
| Polo 1.9 SDI                | 79,51       | 60,7           |          |       | <b>795048-50-1</b> | <b>805024-50-1</b> <sup>*NEW*</sup> | 80,01          | -       | -       |
| 99-01                       |             | -              |          |       |                    | for Cyl. 1 & 2                      |                |         |         |
| 1896 ccm                    |             | MØ=38          |          |       | <b>795048-10-1</b> |                                     |                |         |         |
| 47-50 kW (64-68 PS)         |             | -              |          |       |                    |                                     |                |         |         |
|                             |             | 39,8           | 24       |       | <b>795048-00-1</b> | <b>805025-00-1</b> <sup>*NEW*</sup> | 79,51          | -       | -       |
|                             |             | -              | x        | 1,75  | 910 Cr S           | for Cyl. 3 & 4                      |                |         |         |
|                             |             | -1/-1          | 59       | 2,00  | 911 IF U           | RT                                  |                |         |         |
|                             |             | -17,75         |          | 3,00  | 947 EX Cr          |                                     |                |         |         |
|                             |             | 60,7           |          |       | <b>795048-50-1</b> | <b>805025-50-1</b> <sup>*NEW*</sup> | 80,01          | -       | -       |
|                             |             | -              |          |       |                    | for Cyl. 3 & 4                      |                |         |         |
|                             |             | MØ=38          |          |       | <b>795048-10-1</b> |                                     |                |         |         |
|                             |             | -              |          |       |                    |                                     |                |         |         |
|                             |             |                |          |       | <b>795045-00-4</b> | -                                   | 79,51          | -       | -       |
|                             |             |                |          | 1,75  | 910 Cr S           |                                     |                |         |         |
|                             |             |                |          | 2,00  | 911 IF U           |                                     |                |         |         |
|                             |             |                |          | 3,00  | 947 EX Cr          |                                     |                |         |         |
|                             |             |                |          |       | <b>795045-50-4</b> | -                                   | 80,01          | -       | -       |
|                             |             |                |          |       | <b>795045-10-4</b> | -                                   | 80,51          | -       | -       |
| <b>Eng. KY</b>              |             |                |          |       |                    |                                     |                |         |         |
| T2                          | 79,51       | 41,7           | 24       |       | <b>795048-00-1</b> | <b>805007-00-1</b>                  | 79,51          | -       | -       |
| 86-92                       | 4           | -              | x        | 1,75  | 910 Cr S           | RT                                  |                |         |         |
| 1715 ccm                    |             | -              | 64       | 2,00  | 911 IF U           |                                     |                |         |         |
| 42 kW (57 PS)               |             | -1,6           |          | 3,00  | 947 EX Cr          |                                     |                |         |         |
|                             |             | 71,7           |          |       | <b>795048-50-1</b> | <b>805007-50-1</b>                  | 80,01          | -       | -       |
|                             |             |                |          |       | <b>795048-10-1</b> | <b>805007-10-1</b>                  | 80,51          | -       | -       |
|                             |             |                |          |       | <b>795045-00-4</b> | -                                   | 79,51          | -       | -       |
|                             |             |                |          | 1,75  | 910 Cr S           |                                     |                |         |         |
|                             |             |                |          | 2,00  | 911 IF U           |                                     |                |         |         |
|                             |             |                |          | 3,00  | 947 EX Cr          |                                     |                |         |         |
|                             |             |                |          |       | <b>795045-50-4</b> | -                                   | 80,01          | -       | -       |
|                             |             |                |          |       | <b>795045-10-4</b> | -                                   | 80,51          | -       | -       |



MODEL / ENGINE

YEAR

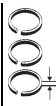


Dia.  
CYL



VT  
MT

Ø x L



SM-REF



SM-REF.



Piston  
Dia.



SM-REF.



SM-REF.

### VOLKSWAGEN DIESEL

#### Eng. AAZ

Golf / Vento  
Passat

#### Eng. ABL

T4  
1896 ccm  
50-55 kW (68-75 PS)

| YEAR | Dia.<br>CYL | VT<br>MT     | Ø x L         | SM-REF               | SM-REF.  | Piston<br>Dia.              | SM-REF.        | SM-REF.  |   |
|------|-------------|--------------|---------------|----------------------|--|-----------------------------|----------------|--|---|
| 91-  | 79,51<br>4  | 45,65<br>-   | 26<br>x<br>66 | 1,75<br>2,00<br>3,00 | 795048-00-1<br>910 Cr S<br>911 IF U<br>947 EX Cr | 805008-00-1<br>RT / HA / AK | 79,51          | 955008-4<br>A=82,5<br>L=152<br>H=4,7<br>C=88,5<br>semi | - |
| 92-  |             | -1,9<br>71,7 |               |                      | 795048-50-1<br>795048-10-1                       | 805008-50-1<br>805008-10-1  | 80,01<br>80,51 |  |   |
|      |             |              |               | 1,75<br>2,00<br>3,00 | 795045-00-4<br>910 Cr S<br>911 IF U<br>947 EX Cr | -                           | 79,51          | -  | - |
|      |             |              |               |                      | 795045-50-4                                      | -                           | 80,01          | -  | - |
|      |             |              |               |                      | 795045-10-4                                      | -                           | 80,51          | -  | - |

#### Eng. 1X

Passat  
T4

#### Eng. 1Y / AEF

Golf / Vento  
Passat  
Caddy  
Polo  
1896 ccm  
44-50 kW (60-68 PS)

| YEAR         | Dia.<br>CYL | VT<br>MT      | Ø x L         | SM-REF               | SM-REF.  | Piston<br>Dia.             | SM-REF.        | SM-REF.  |        |
|--------------|-------------|---------------|---------------|----------------------|--|----------------------------|----------------|--|--------|
| 89-<br>90-   | 79,51<br>4  | 39,65<br>-    | 24<br>x<br>63 | 1,75<br>2,00<br>3,00 | 795048-00-1<br>910 Cr S<br>911 IF U<br>947 EX Cr | 805009-00-1<br>RT / AK     | 79,51          | 955008-4<br>A=82,5<br>L=152<br>H=4,7<br>C=88,5<br>semi | -      |
| 91-<br>89-93 |             | -1,9<br>65,65 |               |                      |  |                            |                |  |        |
| 95-<br>94-96 |             | 39,4<br>-     |               |                      | 795048-50-1<br>795048-10-1                       | 805009-50-1<br>805009-10-1 | 80,01<br>80,51 | -<br>-   | -<br>- |
|              |             | -1,9<br>65,65 |               |                      |  |                            |                |  |        |










#### Eng. AAB

T4  
T4-Syncro  
2370 ccm  
57 kW (78 PS)

| YEAR       | Dia.<br>CYL | VT<br>MT | Ø x L | SM-REF               | SM-REF.  | Piston<br>Dia. | SM-REF. | SM-REF. |   |
|------------|-------------|----------|-------|----------------------|--|----------------|---------|---------|---|
| 90-<br>92- | 79,51<br>5  |          |       | 1,75<br>2,00<br>3,00 | 795045-00-4<br>910 Cr S<br>911 IF U<br>947 EX Cr | -              | 79,51   | -       | - |
|            |             |          |       |                      | 795045-50-4                                      | -              | 80,01   | -       | - |
|            |             |          |       |                      | 795045-10-4                                      | -              | 80,51   | -       | - |



MODEL / ENGINE










|                             | YEAR  |  Dia.<br>CYL |  KH<br>VT<br>MT |  Ø x L |  |  SM-REF |  SM-REF. |  Piston<br>Dia. |  SM-REF. |  SM-REF. |
|-----------------------------|-------|--|---|---|--|---|--|---|--|--|
| <b>VOLKSWAGEN DIESEL</b>    |       |  |   |   |  |   |  |   |  |  |
| <b>Eng. 1Z / AVG</b>        |       |  |   |   |  |   |  |   |  |  |
| Passat / Golf III           | 93-96 | 79,51<br>4   | 45,8<br>-   | 26<br>x   | 1,75   | 795048-00-1<br>910 Cr S   | 805013-00-1<br>for Cyl. 1 & 2<br>RT / AK   | 79,51   | -  | -  |
| Caddy / Sharan              | 95-97 |  | -1,1  | 66  | 2,00   | 911 IF U  |  |   |  |  |
| Vento                       | 93-96 |  | -17,65  | NB  | 3,00   | 947 EX Cr   |  |   |  |  |
| <b>Eng. AFN / AHH / AHU</b> |       |  |   |   |  |   |  |   |  |  |
| Passat / Golf III / IV      | 96-00 |  | 71,8  |   |  | 795048-50-1   | 805013-50-1<br>for Cyl. 1 & 2  | 80,01   | -  | -  |
| Polo / Sharan               | 96-99 |  |   |   |  | 795048-10-1   |  |   |  |  |
| Vento                       | 96-97 |  |   |   |  |   |  |   |  |  |
| <b>Eng. AGR / AHF</b>       |       |  |   |   |  |   |  |   |  |  |
| <b>Eng. ALE / ALH</b>       |       |  |   |   |  |   |  |   |  |  |
| Golf IV                     | 97-   |  |   |   |  | 795048-00-1   | 805014-00-1<br>for Cyl. 3 & 4  | 79,51   | -  | -  |
| Polo                        | 99-01 |  |   |   | 1,75   | 910 Cr S  |  |   |  |  |
| Bora                        | 98-   |  |   |   | 2,00   | 911 IF U  |  |   |  |  |
| 1896 ccm                    |       |  |   |   | 3,00   | 947 EX Cr   | 805014-50-1<br>for Cyl. 3 & 4<br>RT / AK   | 80,01   | -  | -  |
| 66/81 kW (90/110 PS)        |       |  |   |   |  | 795048-50-1   |  |   |  |  |
|                             |       |  |   |   |  | 795048-10-1   | -  | 80,51   | -  | -  |
| <b>Eng. AEY / AGD / AGP</b> |       |  |   |   |  |   |  |   |  |  |
| <b>Eng. AQM</b>             |       |  |   |   |  |   |  |   |  |  |
| Bora 1.9 SDI                | 99-01 | 79,51<br>4   | 45,8<br>-   | 26<br>x   | 1,75   | 795048-00-1<br>910 Cr S   | 805017-00-1<br>for Cyl. 1 & 2<br>RT / AK   | 79,51   | -  | -  |
| Caddy 1.9 SDI               | 95-00 |  | -1  | 66  | 2,00   | 911 IF U  |  |   |  |  |
| Golf III 1.9 SDI            | 95-99 |  | 17,75   |   | 3,00   | 947 EX Cr   |  |   |  |  |
| Golf IV 1.9 SDI             | 97-01 |  | 71,8  |   |  | 795048-50-1   | 805017-50-1<br>for Cyl. 1 & 2  | 80,01   | -  | -  |
| Polo 1.9 SDI                | 95-01 |  |   |   |  | 795048-10-1   |  |   |  |  |
| Vento 1.9 SDI               | 95-97 |  |   |   |  |   | -  | 80,51   | -  | -  |
| 1896 ccm                    |       |  |   |   |  | 795048-00-1   | 805018-00-1<br>for Cyl. 3 & 4<br>RT / AK   | 79,51   | -  | -  |
| 47-50 kW (64-68 PS)         |       |  |   |   | 1,75   | 910 Cr S  |  |   |  |  |
|                             |       |  |   |   | 2,00   | 911 IF U  |  |   |  |  |
|                             |       |  |   |   | 3,00   | 947 EX Cr   | 805018-50-1<br>for Cyl. 3 & 4  | 80,01   | -  | -  |
|                             |       |  |   |   |  | 795048-50-1   |  |   |  |  |
|                             |       |  |   |   |  | 795048-10-1   | -  | 80,51   | -  | -  |
|                             |       |  |   |   |  | 795045-00-4   | -  | 79,51   | -  | -  |
|                             |       |  |   |   | 1,75   | 910 Cr S  | 805018-50-1<br>for Cyl. 3 & 4  | 80,01   | -  | -  |
|                             |       |  |   |   | 2,00   | 911 IF U  |  |   |  |  |
|                             |       |  |   |   | 3,00   | 947 EX Cr   |  |   |  |  |
|                             |       |  |   |   |  | 795045-50-4   | -  | 80,01   | -  | -  |
|                             |       |  |   |   |  | 795045-10-4   | -  | 80,51   | -  | -  |



MODEL / ENGINE

| YEAR                              | Dia.<br>CYL | KH<br>VT<br>MT | GL<br>BU                   | Ø x L   |              | SM-REF                                   | SM-REF.                                   | Piston<br>Dia. | SM-REF. | SM-REF. |
|-----------------------------------|-------------|----------------|----------------------------|---------|--------------|--|---|----------------|---------|---------|
| <b>VOLKSWAGEN DIESEL</b>          |             |                |                            |         |              |  |   |                |         |         |
| <b>Eng. AMF / BAY</b>             |             |                |                            |         |              |  |   |                |         |         |
| Polo 1.4 TDI                      | 99-05       | 79,51<br>3     | 45,8<br>-                  | 26<br>x | 1,75         | <b>795048-00-1</b><br>910 Cr S           | <b>805039-00-1</b><br>for Cyl. 1 & 2      | 79,51          | -       | -       |
| Lupo 1.4 TDI                      | 99-05       |                | -1,1<br>-17,6<br>69,8      | 63      | 2,00<br>3,00 | 911 IF U<br>947 EX Cr                    | RT  |                |         |         |
| 1422 ccm<br>55 kW (75 PS)         |             |                |                            |         |              |  |   |                |         |         |
| <b>Eng. BNV / BMS</b>             |             |                |                            |         |              |  |   |                |         |         |
| <b>Eng. BNM / BWB</b>             |             |                |                            |         |              |  |   |                |         |         |
| Fox 1.4 TDI                       | 05-05-09    |                | MØ=37,90<br>-              |         |              | <b>795048-50-1</b><br><b>795048-10-1</b> | <b>805039-50-1</b><br>for Cyl. 1 & 2<br>- | 80,01<br>80,51 | -<br>-  | -<br>-  |
| Polo 1.4 TDI                      |             |                | 45,8<br>-                  | 26<br>x | 1,75         | <b>795048-00-1</b><br>910 Cr S           | <b>805040-00-1</b><br>for Cyl. 3          | 79,51          | -       | -       |
| 1422 ccm<br>51-59 kW (69-80 PS)   |             |                | -1,1<br>-17,6<br>69,8<br>- | 63      | 2,00<br>3,00 | 911 IF U<br>947 EX Cr                    |   |                |         |         |
|                                   |             |                | MØ=37,90<br>-              |         |              | <b>795048-50-1</b><br><b>795048-10-1</b> | <b>805040-00-1</b><br>for Cyl. 3<br>-     | 80,01<br>80,51 | -<br>-  | -<br>-  |
|                                   |             |                |                            |         |              | <b>795045-00-4</b><br>910 Cr S           | -   | 79,51          | -       | -       |
|                                   |             |                |                            |         |              | 911 IF U                                 |   |                |         |         |
|                                   |             |                |                            |         |              | 947 EX Cr                                |   |                |         |         |
|                                   |             |                |                            |         |              | <b>795045-50-4</b>                       | -   | 80,01          | -       | -       |
|                                   |             |                |                            |         |              | <b>795045-10-4</b>                       | -   | 80,51          | -       | -       |
| <b>Eng. CFWA</b>                  |             |                |                            |         |              |  |   |                |         |         |
| Polo 1.2 TDI                      | 09-         | 79,50<br>3     |                            |         | 1,75         | <b>795020-00</b><br>910 CCL*             | -   | 79,50          | -       | -       |
| 1199 ccm<br>55 kW (75 PS)         |             |                |                            |         | 2,00<br>3,00 | 911 IF U<br>947 EX Cr                    |   |                |         |         |
| <b>Eng. CAYA / CAYB / CAYC</b>    |             |                |                            |         |              |  |   |                |         |         |
| <b>Eng. CAYD / CAYE / CLNA</b>    |             |                |                            |         |              |  |   |                |         |         |
| Beetle 1.6 TDI                    | 11-         |                |                            |         |              |  |   |                |         |         |
| Beetle Convertible 1.6 TDI        | 12-         |                |                            |         |              |  |   |                |         |         |
| Caddy III Box 1.6 TDI             | 10-         |                |                            |         |              |  |   |                |         |         |
| Caddy III Estate 1.6 TDI          |             |                |                            |         |              |  |   |                |         |         |
| Golf Plus 1.6 TDI                 | 09-         |                |                            |         |              |  |   |                |         |         |
| Golf VI 1.6 TDI                   | 09-12       |                |                            |         |              |  |   |                |         |         |
| Golf Convertible 1.6 TDI          | 11-         |                |                            |         |              |  |   |                |         |         |
| Golf VI Variant 1.6 TDI / 4motion | 09-         |                |                            |         |              |  |   |                |         |         |
| Jetta III 1.6 TDI                 | 09-10       |                |                            |         |              |  |   |                |         |         |
| Jetta IV 1.6 TDI                  | 11-         |                |                            |         |              |  |   |                |         |         |
| Passt 1.6 TDI                     | 09-         |                |                            |         |              |  |   |                |         |         |
| Passat Variant 1.6 TDI            | 09-         |                |                            |         |              |  |   |                |         |         |
| Polo 1.6 TDI                      | 09-         |                |                            |         |              |  |   |                |         |         |
| Touran 1.6 TDI                    | 10-         |                |                            |         |              |  |   |                |         |         |
| 1598 ccm<br>55-77 kW (75-77 PS)   |             |                |                            |         |              |  |   |                |         |         |



| MODEL / ENGINE   | YEAR                                    |  Dia.<br>CYL |  KH<br>VT<br>MT |  GL<br>Ø x L |  |  SM-REF |  SM-REF. |  Piston<br>Dia. |  SM-REF. |  SM-REF. |
|--|---|--|---|--|--|---|---|---|--|--|
| <b>VOLKSWAGEN DIESEL</b><br><br>Eng. ACV / AGX / AHD / AHY<br>Eng. AJT / ANF / ANG / ANH<br>Eng. ANJ / APA / AUF / AXG<br>Eng. AXL / AYC / AYY / BBE<br>Eng. BBF / BCT / ACU<br>Eng. BCV / BTW<br>T4 2.5 TDI<br>LT 28 / 35 SDI<br>LT 28 / 35 / 46 TDI<br>T4 2.5 TDI<br>Engine<br>2461 ccm<br>55-121 kW (55-165 PS) | 95-03<br>96-01<br>96-06<br>98-03<br>02- | 81,00<br>5   |   |  |  | 795009-00-5<br>2,50 910 IW CCL *<br>2,00 911 IF U<br>3,00 947 EX CR<br><br>795009-50-5  | -<br><br>-  | 81,00<br><br>81,50  | -<br><br>-   | -<br><br>-   |
| Eng. ACV / AJT<br>Eng. AGX / AHD<br>California 2.5 TDI<br>Transp.T4 2.5TDI<br>LT 28 / 35 SDI<br>LT 28 / 35 / 46 TDI<br>2461 ccm<br>55-110 kW (75-151 PS)   | 96-03<br>95-03<br>96-01<br>96-99        | 81,01<br>5   | 45,75<br>-<br>-1,35<br>-17,2<br>69,75   | 26<br>x<br>68<br>NB  | 2,50<br>2,00<br>3,00   | 795041-00-5<br>910 Cr *<br>911 P<br>947 EX Cr<br><br>795041-50-5                        | 805015-00-1<br>for Cyl. 1 & 2<br>RT / HA / AK<br><br>805015-50-1<br>for Cyl. 1 & 2        | 81,01<br><br>81,51  | -<br><br>-   | -<br><br>-   |
| Eng. BPC / BPD / BPE<br>Touareg I 2.5 TDI<br>T5 2.5 TDI<br>2461 ccm<br>120-128 kW (163-174 PS)   | 03-10<br>03-09                          | 81,01<br>5   | 45,75<br>-<br>-0,8/-0,8<br>-17,6<br>69,75<br>-<br>MØ=37,9<br>-                                  | 26<br>x<br>66<br>T   | 2,50<br>2,00<br>3,00   | 795041-00-5<br>910 Cr *<br>911 P<br>947 EX Cr<br><br>795041-50-5                        | *NEW*<br>805071-00-1<br>for Cyl. 1 & 2<br>RT<br><br>-                                     | 81,01<br><br>81,51  | -<br><br>-   | -<br><br>-   |
| Eng. AXD / AXE<br>T5 2.5 TDI<br>2460 ccm<br>96-128 kW (131-174 PS)<br><br>Eng. BAC / BLJ / BLK<br>Touareg I 2.5 TDI<br>T5 2.5 TDI<br>2498 ccm<br>120-128 kW (163-174 PS)   | 03-09<br><br>03-10<br>03-09             | 81,01<br>5   | 45,75<br>-<br>-1,5<br>-18,2<br>69,75<br>-<br>MØ=37,90<br>-                                      | 26<br>x<br>66<br>NB  | 2,50<br>2,00<br>3,00   | 795041-00-5<br>910 Cr *<br>911 P<br>947 EX Cr<br><br>795041-50-5                        | 805050-00-1<br>for Cyl. 1 & 2<br>RT<br><br>805050-50-1<br>for Cyl. 1 & 2                  | 81,01<br><br>81,51  | -<br><br>-   | -<br><br>-   |
|  |   |  |   |  |  | 795041-00-5<br>910 Cr *<br>911 P<br>947 EX Cr<br><br>795041-50-5                        | 805051-00-1<br>for Cyl. 3 & 4 & 5<br>RT<br><br>805051-50-1<br>for Cyl. 3 & 4 & 5<br>RT    | 81,01<br><br>81,51  | -<br><br>-   | -<br><br>-   |



MODEL / ENGINE

YEAR



Dia.  
CYL



VT  
MT



Ø x L



SM-REF



SM-REF.



Piston  
Dia.



SM-REF.



SM-REF.

**VOLKSWAGEN  
DIESEL**

Eng. BDJ / BDK  
Eng. BWV / BVE / BVD  
Eng. AZV / BGW / BMA  
Eng. BKD / BKP / BMM  
Eng. BMN / BMP / BMR  
Eng. BRT / BUZ

Caddy III Box / Estate

Eos

Golf Plus

Golf V SDI

Golf V

Golf V Variant / 4Motion

Jetta III

Passat

Passat / Variant / 4Motion

Sharan

Touran

1968 ccm

51-125 kW (70-163 PS)

04-

06-

05-

04-

03-

03-

05-

05-06

03-

05-

03-

81,01

4

1,75

2,00

3,00

**795098-00-4**

910 CCL \*

911 IF U

947 EX Cr

-

81,01

-

-

**795098-50-4**

-

81,50

-

-

Eng. AZV / BDH / BDJ

Eng. BKD / BMA / BMM

Eng. BMP / BST

Eng. CAAA / CAAC / CAAD

Eng. CAAE / CBAB / CBAC

Eng. CBAC / CBDB / CBJA

Eng. CDCA / CFFA / CFFD

Eng. CFFE / CKTB / CKTC

Eng. CKUB / CLCB / CLLA

Eng. CNEA / CNFA / CNFB

Eng. CSHA

Amarok 2.0 BitDI / 4motion

Amarok 2.0 TDI / 4motion

Beetle 2.0 TDI

Caddy III 2.0 SDI

Caddy III 2.0 TDI

Caddy IV 2.0 TDI

CC 2.0 TDI

Eos 2.0 TDI

Golf Plus 2.0 TDI

Golf V 2.0 GTD

Golf V 2.0 SDI

Golf V 2.0 TDI

Golf VI 2.0 TDI

Jetta III 2.0 TDI

Jetta IV 2.0 TDI

Passat 2.0 BlueTDI

Passat 2.0 TDI

Scirocco 2.0 TDI

Sharan 2.0 TDI

Sharan II 2.0 TDI

Tiguan 2.0 TDI

Touran I 2.0 TDI

Touran II 2.0 TDI

Crafter 2.0 TDI

T5 2.0 BitDI / TDI

1968 ccm

51-132 kW (69-180 PS)

10-

10-

11-

04-10

04-

15-

11-

06-

05-

05-

04-

03-

08-

05-10

10-

09-

05-

08-

13-

10-

07-

03-10

10-

11-

09-

81,00

4

1,75

2,00

3,00

**795019-00-4**

910 CDL \*

911 IF U Cr

947 EX Cr

-

81,00

-

-



MODEL / ENGINE

YEAR

Dia.  
CYLVT  
MT

Ø x L



SM-REF



SM-REF.

Piston  
Dia.

SM-REF.



SM-REF.

**VOLKSWAGEN  
DIESEL**

**Eng. CRBC / CRLB / CRVA**  
**Eng. CRVC / CUNA / CUVC**  
**Eng. CUWA / CYKB / DBGA**  
**Eng. DDAA / DFCA**

Golf Alltrack 2.0 TDI 4motion  
 Golf Sportsvan 2.0 TDI  
 Golf VII 2.0 GTD  
 Golf VII Kombi 2.0 GTD  
 Golf VII 2.0 TDI  
 Golf VII 2.0 TDI 4motion  
 Golf VII Kombi 2.0 TDI  
 Golf VII Kombi 2.0 TDI 4motion  
 Passat 2.0 TDI  
 Passat 2.0 TDI 4motion  
 Passat Alltrack 2.0 TDI 4motion  
 Passat Variant 2.0 TDI  
 Passat Variant 2.0 TDI 4motion  
 Touran 2.0 TDI  
 1968 ccm  
 81-140 kW (110-190 PS)

14-  
14-  
13-  
15-  
12-  
12-  
13-  
13-  
14-  
15-  
15-  
14-  
15-  
15-  
14-  
15-

**81,00**  
4

1,75  
2,00  
2,00

**795021-00-4**  
910 CDL \*  
911 IF U Cr  
947 EX Cr \*

-

81,00

-

-

**Eng. CBAA / CBAB**  
**Eng. CBBB / CBDA**  
**Eng. CBDB / CBDC**  
**Eng. CEGA**

Eos  
 Golf V  
 Golf V Plus  
 Golf VI  
 Golf VI / Plus  
 Passat / Jetta / Tiguan  
 Scirocco  
 1968 ccm  
 81-125 kW (110-170 PS)

08-10  
08-09  
09  
08-12  
08-11  
07-10  
08-10

**81,01**  
4

1,75  
2,00  
3,00

**795098-00-4**  
910 CCL \*  
911 IF U  
947 EX Cr

**795098-50-4**

-









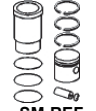
81,01

-

-



MODEL / ENGINE

| YEAR                        |  Dia.<br>CYL |  KH<br>GL<br>VT<br>MT |  Ø x L |  |  SM-REF |  SM-REF. |  Piston<br>Dia. |  SM-REF. |  SM-REF. |
|-----------------------------|--|---|---|--|---|--|---|--|--|
| <b>VOLKSWAGEN DIESEL</b>    |  |   |   |  |   |  |   |  |  |
| <b>Eng. CFFA / CFFB</b>     | <b>81,01</b>   | 45,8  | 26  |  | <b>795098-00-4</b>  | <b>805026-00-1</b>   | 81,01   | -  | -  |
| <b>Eng. CFGB</b>            | 4  | -   | x   | 1,75   | 910 CCL *   |  |   |  |  |
| Beetle / CC 2.0 TDI 16 V    | 11-  | -   | 66  | 2,00   | 911 IF U  | RT / KK  |   |  |  |
| Eos 2.0 TDI 16V             | 10-  | -13,1   |   | 3,00   | 947 EX Cr   |  |   |  |  |
| Golf 2.0 TDI 16V            | 09-12  | 68,8  |   |  |   |  |   |  |  |
| Passat CC 2.0 TDI 16V       | 08-  | -   |   |  | <b>795098-50-4</b>  | <b>805026-50-1</b>   | 81,51   | -  | -  |
| Passat / Sharan 2.0 TDI 16V | 10-  | MØ=50,88  |   |  |   |  |   |  |  |
| Scirocco 2.0 TDI 16V        | 10-13  |   |   |  |   |  |   |  |  |
| Tiguan 2.0 TDI 16V          | 07-  |   |   |  |   |  |   |  |  |
| 1968 ccm                    |  |   |   |  | <b>795080-00-4</b>  | -  | 81,01   | -  | -  |
| 100/103/125 kW              |  |   |   | 1,75   | 910 IF Cr *   |  |   |  |  |
| (136/140/170 PS)            |  |   |   | 2,00   | 931 P   |  |   |  |  |
|                             |  |   |   | 3,00   | 947 EX Cr   |  |   |  |  |
| <b>Eng. CFFE / CFFD</b>     |  |   |   |  | <b>795080-50-4</b>  | -  | 81,51   | -  | -  |
| <b>Eng. CFGC / CFHB</b>     |  |   |   |  |   |  |   |  |  |
| <b>Eng. CFHC / CFHE</b>     |  |   |   |  |   |  |   |  |  |
| <b>Eng. CFHF / CFJA</b>     |  |   |   |  |   |  |   |  |  |
| <b>Eng. CFJB / CLCA</b>     |  |   |   |  |   |  |   |  |  |
| <b>Eng. CLCB / CLJA</b>     |  |   |   |  |   |  |   |  |  |
| <b>Eng. CLLA</b>            |  |   |   |  |   |  |   |  |  |
| Caddy Maxi 2.0 TDI          | 10-  |   |   |  |   |  |   |  |  |
| Caddy 2.0 TDI 16V           | 10-  |   |   |  |   |  |   |  |  |
| CC 2.0 TDI 16V              | 11-  |   |   |  |   |  |   |  |  |
| Golf Plus 2.0 TDI 16V       | 09-11  |   |   |  |   |  |   |  |  |
| Golf 2.0 TDI 16V            | 09-12  |   |   |  |   |  |   |  |  |
| Jetta 2.0 TDI 16V           | 10-  |   |   |  |   |  |   |  |  |
| Passat CC 2.0 TDI 16V       | 08-11  |   |   |  |   |  |   |  |  |
| Passat 2.0 TDI 16V          | 10-  |   |   |  |   |  |   |  |  |
| Scirocco 2.0 TDI 16V        | 09-  |   |   |  |   |  |   |  |  |
| Sharan 2.0 TDI 16V          | 11-  |   |   |  |   |  |   |  |  |
| Tiguan 2.0 TDI 16V          | 10-  |   |   |  |   |  |   |  |  |
| Touran / Vento 2.0 TDI 16V  | 10-  |   |   |  |   |  |   |  |  |
| 1968 ccm                    |  |   |   |  |   |  |   |  |  |
| 62-130 kW ( 85-177 PS)      |  |   |   |  |   |  |   |  |  |



MODEL / ENGINE

YEAR

Dia.  
CYL

45,8

26



1,75



SM-REF



SM-REF.

Piston  
Dia.

SM-REF.



SM-REF.

**VOLKSWAGEN  
DIESEL****Eng. CBAA / CBAB**Eos 2.0 TDI 16V  
Golf 2.0 TDI 16V  
Passat CC 2.0 TDI 16V  
Passat 2.0 TDI 16V  
Tiguan 2.0 TDI 16V  
1968 ccm  
100/103 kW (136/140 PS)08-10  
08-09  
08-11  
07-10  
07-81,01  
4  
-  
-12,7  
68,8  
-  
MØ=50,88  
-x  
66  
-  
-  
-1,75  
2,00  
3,00795098-00-4  
910 CCL \*  
911 IF U  
947 EX Cr805027-00-1  
RT / KK81,01  
-  
-  
-  
81,51-  
-  
-  
-  
--  
-  
-  
-  
-**Eng. CAAA / CAAB****Eng. CCHA / CCHB****Eng. CAAC / CAAD****Eng. CAAE**T5 2.0 TDI  
1968 ccm  
62/75/84/103/100 kW  
(84/102/114/140/136 PS)

09-

1,75  
2,00  
3,00795080-00-4  
910 IF Cr \*  
931 P  
947 EX Cr

-

81,01

-

-

**Eng. CBAC**Passat CC 2.0 Tdi 16V  
Passat 2.0 TDI 16V  
1968 ccm  
105 kW (143 PS)09-10  
08-10**Eng. CBBB**Golf 2.0 TDI 16V  
Passat CC 2.0 TDI 16V  
Passat 2.0 TDI 16V  
Scirocco 2.0 TDI 16V  
Tiguan 2.0 TDI 16V09  
08-10  
08-10  
09-  
08-09**Eng. CEGA**Jetta 2.0 FTDI 16V  
1968 ccm  
125 kW (170 PS)

08-

**Eng. CBDA / CBDB****Eng. CBEA / CJAA**Beetle 2.0 TDI 16V  
Bora 2.0 TDI 16V  
Golf Plus 2.0 TDI 16V  
Golf 2.0 TDI 16V  
Jetta 2.0 TDI 16V  
Scirocco 2.0 TDI 16V  
1968 ccm  
100-103 kW (136-140 PS)11-  
07-10  
09  
08-10  
08-10  
08-10**Eng. CBDC**Golf Plus 2.0 TDI 16V  
Golf 2.0 TDI 16V  
Passat 2.0 TDI 16V  
1968 ccm  
81 kW (110 PS)09-10  
08-11  
08-10**Eng. CDBA / CDCA**Amarok 2.0 TDI 16V  
1968 ccm  
90-120 kW (122-163 PS)

10-

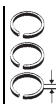


MODEL / ENGINE

YEAR

Dia.  
CYLKH GL  
VT BU  
MT

Ø x L



SM-REF



SM-REF.

Piston  
Dia.

SM-REF.



SM-REF.

**VOLKSWAGEN  
DIESEL****Eng. AZV / BKD**Bora 2.0 TDI 16V  
Golf Plus 2.0 TDI 16V  
Golf 2.0 TDI 16V  
Jetta 2.0 TDI 16V  
Touran 2.0 TDI 16V  
Vento 2.0 TDI 16V  
1968 ccm  
100-103 kW (136-140 PS)04-10  
03-08  
03-08  
05-08  
03-10  
06-**81,01**  
445,8  
-  
-0,7  
-18  
68,8  
-  
MØ=38,00  
-26  
x  
661,75  
2,00  
3,00**795098-00-4**  
910 CCL \*  
911 IF U  
947 EX Cr  
**795098-50-4****805028-00-1**  
RT / KK  
**805028-50-1**81,01  
  
  
  
81,51-  
  
  
  
--  
  
  
  
-**795080-00-4**  
910 IF Cr \*  
931 P  
947 EX Cr  
**795080-50-4**-  
  
  
-81,01  
  
  
81,51-  
  
  
--  
  
  
-**Eng. AZV**Golf Plus 2.0 TDI 16V  
Golf 2.0 TDI 16V  
Jetta 2.0 TDI 16V  
Touran 2.0 TDI 16V  
1968 ccm  
100 kW (136 PS)07-08  
03-08  
05-08  
03-10**81,01**  
445,8  
-  
-  
-17,8  
68,8  
-  
MØ=38,00  
-26  
x  
661,75  
2,00  
3,00**795098-00-4**  
910 CCL \*  
911 IF U  
947 EX Cr  
**795098-50-4****805029-00-1**  
RT / KK  
**805029-50-1**81,01  
  
  
81,51-  
  
  
--  
  
  
-**795080-00-4**  
910 IF Cr \*  
931 P  
947 EX Cr  
**795080-50-4**-  
  
  
-81,01  
  
  
81,51-  
  
  
--  
  
  
-**Eng. CANB**2689 ccm  
120 kW (163 PS)

07-08

**83,00**  
645,8  
-  
-  
-17,8  
68,8  
-  
MØ=38,00  
-26  
x  
661,75  
2,00  
3,00**795028-00-2**  
910 CCL P \*  
911 IF U P Cr  
947 EX Nit-  
  
  
-

83,00

-

-

**Eng. CANC / CAND**2698 ccm  
120-140 kW (163-190 PS)07-08  
13-16  
04-10  
06-**83,00**  
645,8  
-  
-  
-17,8  
68,8  
-  
MØ=38,00  
-26  
x  
661,75  
2,00  
3,00**795028-00-2**  
910 CCL P \*  
911 IF U P Cr  
947 EX Nit-  
  
  
-

83,00

-

-

**Eng. CARA / CASA / CASB****Eng. CASD / CASC / CATA****Eng. CDYB / CDYC / CEXB****Eng. CEXA**Phaeton 3.0 TDI  
Phaeton 3.0 TDI  
Touareg I 3.0 TDI  
Touareg II 3.0 TDI  
2967 ccm  
150-180 kW (204-245 PS)07-08  
13-16  
04-10  
06-**83,00**  
645,8  
-  
-  
-17,8  
68,8  
-  
MØ=38,00  
-26  
x  
661,75  
2,00  
3,00**795028-00-2**  
910 CCL P \*  
911 IF U P Cr  
947 EX Nit-  
  
  
-

83,00

-

-

**Eng. CJGD / CJMA**Touareg 3.0 V6 TDI  
2967 ccm  
150-180 kW (204-245 PS)

10-

**83,00**  
645,8  
-  
-  
-17,8  
68,8  
-  
MØ=38,00  
-26  
x  
661,75  
2,00  
2,00**795033-00-6**  
910 CCL P \*  
911 IF U P Cr  
947 EX Cr \*-  
  
  
-

83,00

-

-

**Eng. CKDA**Touareg 4.2 V8 TDI  
4134 ccm  
250 kW (340 PS)




10-

**83,00**  
845,8  
-  
-  
-17,8  
68,8  
-  
MØ=38,00  
-26  
x  
661,75  
2,00  
2,00**795033-00-6**  
910 CCL P \*  
911 IF U P Cr  
947 EX Cr \*-  
  
  
-

83,00

-

-

| <br><b>MODEL / ENGINE</b>   | <b>YEAR</b> | <br><b>Dia.</b><br><b>CYL</b> | <br><b>VT</b><br><b>MT</b> | <br><b>Ø x L</b> |  | <br><b>SM-REF</b> | <br><b>SM-REF.</b> | <br><b>Piston</b><br><b>Dia.</b> | <br><b>SM-REF.</b> | <br><b>SM-REF.</b> |
|---|-------------|---|--|---|--|---|--|--|--|--|
| <b>VOLKSWAGEN DIESEL</b><br><br><b>Eng. 2L</b><br>Taro 2.4 D<br>2446 ccm<br>61 kW (83 PS)   | 89-97       | <b>92,00</b><br>4   |  |   | 2,00<br>2,00<br>4,00   | <b>799714-00-4</b><br>913 Cr S<br>911 Cr<br>947 EX Nit S<br><br><b>799714-50-4</b>                | -  | 92,00  | -  | -  |
| <b>Eng. CG</b><br>LT 28 D / LT 31 D / LT 35 D<br>2710 ccm<br>48 kW (65 PS)  | 76-80       | <b>92,00</b><br>4   |  |   | 2,00<br>2,50<br>4,00   | <b>793625-00-4</b><br>910 Cr *<br>911<br>947 EX Cr  | -  | 92,00  | -  | -  |
| <b>Eng. AGK / ATA / AUH</b><br>LT Mk II Box / Flatb. 2.8 TDI<br>Chassis 2.8 TDI<br>2799 ccm<br>92-116 kW (125-158 PS)<br><br><b>Eng. BCQ</b><br>LT Mk II Box / Bus / Flatb. 2.8 TDI<br>Chassis 2.8 TDI<br>2798 ccm<br>116 kW (158 PS) | 97-06       | <b>93,00</b><br>4   |  |   | 2,50<br>2,00<br>3,00   | <b>795088-00-4</b><br>914 Cr *<br>911 IW U P<br>947 EX Cr   | -  | 93,00  | -  | -  |
| <b>VOLVO</b><br><br><b>66 DL</b><br>Eng. B 10 E<br>1108 ccm<br>33 kW (45 PS)  |             | <b>70,00</b><br>4   |  |   | 1,75<br>2,00<br>3,50   | <b>793806-00-4</b><br>910 IF Cr *<br>931 P<br>947 EX P  | -  | 70,00  | -  | -  |
| <b>66</b><br>Eng. B 13 E<br>1289 ccm<br>29-40 kW (42-57 PS)   | 75-78       | <b>73,00</b><br>4   |  |   | 1,75<br>2,00<br>4,00   | <b>793807-00-4</b><br>910 Cr *<br>911 P<br>947 EX<br><br><b>793807-50-4</b>                       | -  | 73,00  | -  | -  |
| <b>340</b><br><b>343 / 345</b><br>Eng. B 14 / B 14 OE<br>1397 ccm<br>46-51,5 kW (63-70 PS)  | 82-76-82    | <b>76,00</b><br>4   |  |   | 1,75<br>2,00<br>4,00   | <b>793809-00-4</b><br>910 IF Cr *<br>931 P<br>3PC Cr P  | -  | 76,00  | -  | -  |
| <b>340 / 360 / 440 / 460 / 480</b><br>Eng. B 172 K<br>Eng. B 18 KP / KPD<br>Eng. B 18 E / ED / F<br>Eng. F3 N-230<br>Eng. B 18 KP / KPD<br>Eng. F 3 N<br>1721 ccm<br>55-80 kW (75-109 PS)   | 85-         | <b>81,00</b><br>4   |  |   | 1,75<br>2,00<br>3,00   | <b>793828-00-4</b><br>910 IF Cr *<br>911 P<br>3PC Cr  | -  | 81,00  | -  | -  |



MODEL / ENGINE

YEAR

Dia.  
CYLKH  
GL  
VT  
MT

Ø x L



SM-REF



SM-REF.

Piston  
Dia.

SM-REF.



SM-REF.

**VOLVO****S 40 / V 40 (I)**Eng. B 5204 S  
1984 ccm  
93-105 kW (126-143 PS)

96-

**81,00**  
51,20  
1,75  
3,00**795136-00-5**  
910 IF Nit S  
931 P  
3PC Cr

-

81,00

-

-

**850 2.0 Turbo  
C70 i 2.0**Eng. B 5204 T2  
1984 ccm  
132 kW (179 PS)93-  
97-05  
97-00  
97-00**81,00**  
51,20  
1,75  
3,00**795136-00-6**  
910 IF Nit S  
931 P  
3PC Cr

-

81,00

-

-

**960 2.5**Eng. B 6254 G/S  
2473 ccm  
125 kW (170 PS)

95-

**81,00**  
6**850 T5 / S 70**Eng. B 5234 FT  
2319 ccm  
166 kW (225 PS)

93-97

**81,00**  
51,50  
1,75  
3,00**795146-00-5**  
910 IF Cr S  
931 P  
3PC Cr

-

81,00

-

-

**S40 I 1.6  
V40 Estate 1.6**Eng. B 4164 S  
1587 ccm  
80 kW (109 PS)95-99  
95-99**81,00**  
41,20  
1,50  
2,50**795153-00-5**  
910 Nit S  
931 P  
3PC Nit

-

81,00

-

-

**S40 I 1.9 T4  
V40 Estate 1.9 T4**Eng. B 4194 T  
1855 ccm  
147 kW (200 PS)

97-00











**850 2.0 Turbo  
850 Estate 2.0 Turbo  
C70 I Convertible 2.0  
C70 I Coupe 2.0**Eng. B 5204 T2  
1984 ccm  
132 kW (180 PS)93-96  
93-97  
98-05  
97-02  
97-00  
97-00**C70 I Convertible 2.3 T-5  
C70 I Coupe 2.3 T-5**Eng. B 5234 T3 / T4 / T5 / T7  
2319 ccm  
176-195 kW (239-265 PS)98-05  
97-02  
00-10  
00-02  
96-00  
96-98  
96-00  
97-00  
00-07  
95-96  
95-96**S60 T5**Eng. B 5234 T3 / T4 / T5 / T7  
2319 ccm  
176-195 kW (239-265 PS)**S60 2.3 T5**Eng. B 5234 T3 / T4 / T5 / T7  
2319 ccm  
176-195 kW (239-265 PS)**S70 2.3 / T-5**Eng. B 5234 T3 / T4 / T5 / T7  
2319 ccm  
176-195 kW (239-265 PS)**S70 2.3 T5 AWD**Eng. B 5234 T3 / T4 / T5 / T7  
2319 ccm  
176-195 kW (239-265 PS)**V70 I 2.3 / AWD**Eng. B 5234 T3 / T4 / T5 / T7  
2319 ccm  
176-195 kW (239-265 PS)**V70 I 2.3 T-5/ AWD**Eng. B 5234 T3 / T4 / T5 / T7  
2319 ccm  
176-195 kW (239-265 PS)**V70 II 2.3 / T5 / AWD**Eng. B 5234 T3 / T4 / T5 / T7  
2319 ccm  
176-195 kW (239-265 PS)**850 2.3 T5-R**Eng. B 5234 T3 / T4 / T5 / T7  
2319 ccm  
176-195 kW (239-265 PS)





MODEL / ENGINE

| YEAR  | <br>Dia.<br>CYL                           | <br>KH<br>GL<br>VT<br>MT | <br>Ø x L                                | <br>SM-REF    | <br>SM-REF.          | <br>SM-REF.   | <br>Piston<br>Dia. | <br>SM-REF. | <br>SM-REF. |   |
|---|---|--------------------------|--|---------------|----------------------|---|--------------------|-------------|-------------|---|
| <b>VOLVO</b>  |   |                          |  |               |                      |   |                    |             |             |   |
| <b>440 K 1.8 / 460 L 1.8</b><br>Eng. B 18 U<br>1794 ccm<br>66 kW (89 PS)  | 91-96                                     | <b>82,70</b><br>4        |  |               | 1,50<br>1,75<br>3,00 | <b>793840-00-4</b><br>910 IF Cr *<br>911 P<br>3PC Cr                                    | -                  | 82,70       | -           | - |
| <b>440 K 2.0 / 460 L 2.0</b><br><b>480 E 2.0</b><br>Eng. B 20 F<br>1998 ccm<br>80-85 kW (108-115 PS)  | 92-96<br>93-96                            |                          |  |               |                      | <b>793840-50-4</b>  | -                  | 83,20       | -           | - |
| <b>S70 / V70</b><br>Eng. B5252<br>2435 ccm<br>106 kW (144 PS)   | 12/96-                                    | <b>83,00</b><br>5        |  |               | 1,50<br>1,75<br>3,00 | <b>795110-00-1</b><br>910 IF Cr S<br>931 P<br>3PC Cr                                    | -                  | 83,00       | -           | - |
| <b>960</b><br>Eng. B 6304 F + G<br>2922 ccm<br>150 kW (204 PS)  | 90-94                                     | <b>83,00</b><br>6        |  |               |                      |   |                    |             |             |   |
| <b>850 GLE</b><br><b>850 GLT</b><br>Eng. B5252 F / B5252 F<br>2435 ccm<br>103-125 kW (140-170 PS)   | 93-<br>92-96                              | <b>83,01</b><br>5        | 35,9<br>0,75<br>-1,43<br>60,65<br>-<br>- | 23<br>x<br>61 | 1,20<br>1,75<br>3,00 | <b>795137-00-5</b><br>910 IF Cr S<br>931 P<br>3PC Cr<br><br><b>795137-25-5</b><br>*NEW* | <b>805111-00-1</b> | 83,01       | -           | - |
| <b>S40i / V40i 1.8</b><br>Eng. B4184 S<br>1783 ccm<br>85 kW (116 PS)  | 95-99                                     | <b>83,00</b><br>4        |  |               | 1,20<br>1,50<br>2,50 | <b>795152-00-1</b><br>910 IF Nit S<br>931 P<br>3PC Nit                                  | -                  | 83,00       | -           | - |
| <b>S40i / S40i T 2.0</b><br><b>V40i / V40i T 2.0</b><br>Eng. B4204 S T<br>1948 ccm<br>100-118 kW (136-160 PS)   | 95-03                                     |                          |  |               |                      |   |                    |             |             |   |
| <b>850 2.4 GLE / Estate</b><br><b>C70 i 2.5 T</b><br><b>S70 T5 AWD / Turbo</b><br><b>V70 2.4 Turbo</b><br><b>V70 2.5 Turbo AWD</b><br>Eng. B5254 T<br>2435 ccm<br>142-154 kW (193-210 PS) | 93-97<br>97-05<br>96-00<br>97-00<br>97-00 | <b>83,00</b><br>5        |  |               |                      |   |                    |             |             |   |
| <b>C30 2.0</b><br><b>S40 II 2.0</b><br><b>S80 II 2.0</b><br><b>V50 2.0</b><br><b>V70 III 2.0</b><br>Eng. B4204 S3<br>1999 ccm<br>107 kW (146 PS)  | 06-12<br>06-<br>08-<br>06-<br>07-         | <b>87,50</b><br>4        |  |               | 1,20<br>1,20<br>2,50 | <b>792172-00-4</b><br>910 Nit S<br>931 P<br>3PC Cr                                      | -                  | 87,50       | -           | - |

| <br><b>MODEL / ENGINE</b>  | <b>YEAR</b>   | <br><b>Dia. CYL</b> | <br>KH GL<br>VT BU<br>MT | <br>Ø x L |  | <br><b>SM-REF</b>               | <br><b>SM-REF.</b> | <br><b>Piston Dia.</b> | <br><b>SM-REF.</b> | <br><b>SM-REF.</b> |
|--|---|---|--|--|--|---|--|--|--|--|
| <b>VOLVO</b><br><br><b>260</b><br><b>260 2.7</b><br><b>260 Estate 2.7</b><br>Eng. B27.A / B27.E / B27.F<br>2664 ccm<br>92-109 kW (125-148 PS)  | 74-79<br>76-82<br>75-82   | <b>88,00</b><br>4   |  |  | 1,50<br>2,00<br>4,00   | <b>793707-00-2</b><br><br>910 IF Cr *<br>911 IF<br>3PC Cr   | -  | 88,00  | -  | -  |
| <b>240 2.1 / 2.1i</b><br><b>240 2.1i Turbo</b><br>Eng. B 21 A / B 21 E / B21 ET<br>Eng. B 21 F<br>74-114 kW (97-155 PS)  | 74-86<br>80-86  | <b>92,00</b><br>4   |  |  | 2,00<br>2,00<br>4,00   | <b>795125-00-4</b><br><br>910 IF Nit S<br>931<br>947 EX Cr  | -  | 92,00  | -  | -  |
| <b>240 2.3 / 240 Kombi 2.3</b><br><b>240 Kombi 2.3 CAT</b><br><b>240 Kombi 2.3 i CAT</b><br><b>740 2.3 / 740 Kombi 2.3</b><br><b>760 2.3 / 760 Kombi 2.3</b><br><b>940 2.3</b><br><b>940 II 2.3</b><br><b>940 II Estate 2.3</b><br><b>940 2.3 / 940 Kombi 2.3</b><br>Eng. B 230 A / F / FB / K<br>Eng. B 234 F<br>2316 ccm<br>81-117 kW (110-159 PS) | 84-88<br>91-92<br>86-93<br>84-92<br>84-87<br>90-94<br>94-98<br>94-98<br>90-94 | <b>96,00</b><br>4   |  |  | 1,75<br>1,75<br>3,50   | <b>795127-00-4</b><br><br>910 IF Cr *<br>931 P<br>946 EX<br><br><b>795127-30-4</b><br><br><b>795127-60-4</b>    | -  | 96,00  | -  | -  |
| <b>Eng. DLD</b><br>C30 / S40 / V50 1.6 D<br>1560 ccm<br>80 kW (109 PS)   | 07-   | <b>75,00</b><br>4   | 41,7<br>-<br>-1,16<br>-13,29<br>65,2<br>MØ=41,72   | 26<br>x<br>61<br>T   | 3,00<br>1,95<br>2,50   | <b>793758-00-4</b><br><br>916 Cr *<br>931 P<br>947 EX Nit S<br><br><b>793758-50-4</b>                           | <b>803710-00-1</b><br><br>RT / KK / AK   | 75,00  | -  | -  |
| <b>VOLVO DIESEL</b><br><br><b>Eng. D 4162 T</b><br>C30 1.6 D2<br>S40 II 1.6 D2<br>S60 II DRIVe / D2<br>S80 II 1.6 DRIVe<br>V40 Hatchback D2<br>V50 1.6 D2<br>V60 1.6 DRIVe<br>V70 III 1.6 DRIVe / D2<br>1560 ccm<br>84 kW (114 PS)   | 10-12<br>10-<br>11-<br>11-<br>12-<br>10-<br>11-<br>11-                        | <b>75,00</b><br>4   | 41,7<br>-<br>-<br>-13,89<br>65,2<br>-<br>MØ=45<br>-  | 26<br>x<br>61<br>T   | 2,50<br>1,95<br>2,00   | <b>793770-00-4</b><br><br>914 Cr *<br>931 P<br>947 EX Nit S<br><br><b>793770-50-4</b>                           | <b>803737-00-1</b><br><br>RT / KK<br><br><b>803737-50-1</b>  | 75,00  | -  | -  |
| <b>Eng. D 24 / TD / TIC</b><br>240 / 244 / 245 / 740<br>760 / 940 / 945 / 960<br>780 / 960 / 980<br>2383 ccm<br>60,5-95 kW (82-129 PS)   | 79-<br>82-<br>88-   | <b>76,51</b><br>6   |  |  | 1,75<br>2,00<br>3,00   | <b>795032-00-1</b><br><br>910 Cr *<br>911 IF U<br>947 EX Cr<br><br><b>795032-50-1</b><br><br><b>795032-10-1</b> | -  | 76,50  | -  | -  |



MODEL / ENGINE

YEAR

Dia.  
CYL

Ø x L



SM-REF



SM-REF.

Piston  
Dia.

SM-REF.



SM-REF.

**VOLVO DIESEL****Eng. D 16**340 / 360 1.6 Diesel  
1596 ccm  
39,5-40,5 kW (54-55 PS)

84-91

**78,00**  
42,00  
2,00  
3,00**793827-00-4**  
910 IF Cr P \*  
911 IF P  
947 Ex Cr P

-

78,00

-

-

**793827-50-4**

-

78,50

-

-

**Eng. F 8 Q**440 / 460 1.9 Li TD  
1870 ccm  
66 kW (90 PS)

94-97

**80,00**  
42,50  
2,00  
3,00**793834-00-4**  
914 Cr \*  
911 P  
947 EX Cr

-

80,00

-

-

**793834-50-4**

-

80,50

-

-

**Eng. D 4192 T**S 40 1.9 TD  
1870 ccm  
66 kW (89 PS)

95-99

**80,00**  
42,50  
2,00  
3,00**795151-00-4**  
910 IF Cr \*  
911 IF U  
947 EX Cr

-

80,00

-

-

**Eng. D 4192 T**

S 40 1.9TD

**80,00**  
42,50  
2,00  
3,00**795154-00-4**  
914 Cr \*  
911 IF U  
947 EX Cr

-

80,00

-

-

**Eng. 37920**V40 1.9TD  
1870 ccm  
75 kW (102 PS)

-

-

-

**Eng. D 5252 T**850 TDI  
S/V 70  
2461 ccm  
103 kW (140 PS)95-96  
96-**81,00**  
52,50  
2,00  
3,00**795041-00-5**  
910 Cr \*  
911 P  
947 EX Cr

-

81,00

-

-

**795041-50-5**

-

-

-

**Eng. D 5252 T**850 2.5 TDI  
S60 2.5 TDI  
S70 2.5 TDI  
S80 2.5 TDI  
V70 2.5 TDI  
V70 II 2.5 TDI  
2461 ccm  
103 kW (140 PS)96-97  
00-  
97-00  
98-01  
97-00  
00-01**81,00**  
52,50  
2,00  
3,00**795009-00-5**  
910 IW CCL \*  
911 IF U  
947 EX CR

-

81,00

-

-

**795009-50-5**

-

81,50

-

-










**Eng. D 5244 T4 / T5**S60 I 2.4 D  
S60 I 2.4 D5  
S80 II 2.4 D / D5  
V70 II 2.4 D5  
V70 III 2.4 D / D5  
XC60 2.4 D / D5  
XC70 I 2.4 D5  
XC70 II 2.4 D / D5  
XC90 2.4 D5  
XC90 I D5 AWD  
2400 ccm  
120-136 kW (163-185 PS)05-09  
05-10  
06-  
01-07  
07-  
08-  
05-07  
07-  
09-  
07-**81,00**  
52,00  
1,75  
2,00<sup>\*NEW\*</sup>  
**795165-00-5**  
910 IF CCL P \*  
911 IF U Cr  
947 EX Cr \*












-

81,00

-

-

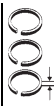
| MODEL / ENGINE   | YEAR  |  Dia.<br>CYL |  KH<br>VT<br>MT |  GL<br>Ø x L |  |  SM-REF  |  SM-REF. |  Piston<br>Dia. |  SM-REF. |  SM-REF. |
|--|---|--|---|--|--|--|---|---|--|--|
| <b>VOLVO DIESEL</b>  |   |  |   |  |  |  |   |   |  |  |
| <b>Eng. D 4204 T</b><br>C30 2.0 D<br>C70 II Convertible 2.0 D<br>S40 II 2.0 D<br>S80 II 2.0 TDI<br>V40 Estate 2.0 D<br>V50 2.0D<br>V70 III Estate 2.0 D<br>1998 ccm<br>100 kW (136 PS)   | 06-<br>08-<br>04-<br>08-<br>02-04<br>04-<br>07- | <b>85,00</b><br>4  | 46,75<br>-<br>-18,3<br>80,75<br>MØ=38,01<br>-   | 28<br>x<br>70  | 3,50<br>2,00<br>3,00   | <b>793749-00-4</b><br>914 Cr *<br>911 IF<br>947 EX Cr<br><br><b>793749-25-4</b><br>*NEW*<br><b>793749-50-4</b><br><b>793749-60-4</b> | <b>803749-00-1</b><br><br>RT<br><br>-<br><b>803749-50-1</b><br>-                          | 85,00<br><br><br><br>85,25<br>85,50<br>85,60  | -<br><br><br>-<br>-<br>-   | -<br><br><br>-<br>-<br>-   |
| <b>MD 21A</b><br>2112 ccm<br><br><b>MD 32A</b><br>3168 ccm<br>78 kW (106 PS)   |   | <b>90,00</b><br>4  |   |  | 2,00<br>2,00<br>2,00<br>4,50   | <b>793708-00-2</b><br>910 Cr P *<br>911 P<br>930 P<br>947 EX Cr P  | -   | 90,00   | -  | -  |
| <b>Eng. TD 40 / A</b><br><b>Eng. TD 41 G</b><br><b>Eng. MD 40 A</b><br><b>Eng. TAMD 40 A / B</b><br><b>Eng. AQAD 40 A</b><br><b>Eng. TMD 40 A / B / C</b><br>F 406 / F 408<br>Marinemotor<br>3600 ccm<br>30-114 kW (42-155 PS) | 78-88<br>78-                                    | <b>92,00</b><br>6  |   |  | 2,50<br>2,50<br>4,00   | <b>795128-00-2</b><br>914 Cr *<br>911 P<br>947 EX Cr   | -   | 92,00   | -  | -  |
| <b>Eng. MD31 / MD 31 A</b><br>Marine engine<br>2390 ccm<br>46 kW (62 PS)   | 86-   | <b>92,00</b><br>4  |   |  | 2,50<br>2,50<br>4,00   | <b>795139-00-4</b><br>914 Cr *<br>911<br>947 EX Cr   | -   | 92,00   | -  | -  |
| <b>Eng. TD 60 B</b><br>F613 / 614 / 616 / 617<br>B6F / 200CH<br><b>Eng. TD 61 F / G / GS</b><br>FL616 / 614<br><b>Eng. TD 60 C / D / DG</b><br>TAMD 60 C<br>F610 / 611 / 612<br>5480 ccm<br>108-132 kW (147-180 PS)            | 78-85<br><br>86-<br><br>78-85                   | <b>98,43</b><br>6  | 79,4<br>-<br>-21,77<br>124,4  | 40<br>x<br>77,3  | 2,38<br>3,16<br>4,74   | <b>795111-00-1</b><br>910 IF Cr<br>911 P<br>947 EX Cr P  | <b>805102-00-1</b><br><br>RT  | 98,43   | <b>955103-1</b><br>A=110<br>L=237,2<br>H=9,66<br>C=119,1<br>F=3,6                          | <b>815103-2</b><br><br><b>925103-1</b><br>1 x FP 1,5<br>2 x EP 5,8<br>1 x FP 5,8           |
|  |   |  |   |  |  |  |   |   | <b>955102-1</b><br>A=110<br>L=234,5<br>H=11,61<br>C=119,1<br>F=0,73                        | <b>815102-2</b><br><br><b>925102-1</b><br>1 x FP 1,5<br>1 x EP 5,8<br>1 x FP 5,8           |
| <b>Eng. D 39 C</b><br>F 406 / 407 / 82 / 83<br>3864 ccm<br>59 kW (80 PS)   | 75-86   | <b>98,48</b><br>6  |   |  | 2,38<br>2,38<br>2,38<br>6,33<br>6,33   | <b>793620-00-2</b><br>910 IF Cr<br>910 IW P<br>910 IW P<br>947 EX Cr<br>946 P<br><br><b>793620-75-2</b><br><br><b>793620-10-2</b>    | -<br><br>-<br>-<br>-  | 98,48<br><br>99,23<br>99,48   | -<br><br>-<br>-  | -<br><br>-<br>-  |

| <br><b>MODEL / ENGINE</b>  | <b>YEAR</b>        | <br><b>Dia. CYL</b> | <br><b>VT</b><br><br><b>MT</b> | <br><b>Ø x L</b> |  | <br><b>SM-REF</b> | <br><b>SM-REF.</b> | <br><b>Piston Dia.</b> | <br><b>SM-REF.</b> | <br><b>SM-REF.</b> |
|--|--------------------|---|---|--|--|---|--|--|--|--|
| <b>VOLVO DIESEL</b><br><br><b>Eng. TD 61 A / AG</b><br><b>Eng. TD 61 APB / AP</b><br><b>Eng. TD 61 ACE / AGP</b><br><b>Eng. TID 61 A / ACE</b><br><b>Eng. TD 610 G</b><br>5480 ccm<br>103-150 kW (140-204 PS)  | 85-                | 98,43<br>6  | 79,4<br>-<br>-<br>-23,5<br>124,4  | 40<br>x<br>77,3  |  | <b>795111-00-1</b><br>910 IF Cr<br>911 P<br>947 EX Cr P   | <b>805126-00-1</b><br><br>RT   | 98,43  | <b>955103-1</b><br>A=110<br>L=237,2<br>H=9,66<br>C=119,1<br>F=3,6                                    | <b>815126-2</b><br><br><b>925103-1</b><br>1 x FP 1,5<br>2 x EP 5,8<br>1 x FP 5,8                     |
| <b>Eng. TAMD 61 / 62 A</b><br>Marinemotor<br>5480 ccm<br>168-225 kW (228-306 PS)   |                    | 98,43<br>6  |   |  | 3,16<br>3,16<br>4,74   | <sup>*NEW*</sup><br><b>795144-00-2</b><br>914 Cr *<br>911 P<br>947 EX Cr P                        | -  | 98,43  | -  | -  |
| <b>Eng. DA 180 Euro 3</b><br><b>Eng. DA 210 Euro 3</b><br><b>Eng. DA 230 Euro 3</b><br><b>Eng. DA 250 Euro 3</b><br><b>Eng. D 6 AHP Euro 2</b><br><b>Eng. D 6 ALP Euro 2</b><br><b>Eng. D 6 B</b><br><b>Eng. TD 63 E</b><br><b>Eng. TD 63 ES</b><br><b>Eng. TD 63 KDE Euro 1</b><br>5480 ccm<br>88-184 kW (180-250 PS) |                    | 98,43<br>6  |   |  | 3,50<br>2,50<br>3,50   | <sup>*NEW*</sup><br><b>795199-00-2</b><br>914 IF Mol *<br>911 IF U<br>947 EX Cr                   | -  | 98,43  | -  | -  |
| <b>Eng. D 70 A / B</b><br>F86 / N86<br><b>Eng. MD 70 B</b><br>Marine engine<br>6700 ccm<br>106-110,5 kW (144-150 PS)   | 65-71              | 104,78<br>6   |   |  | 2,38<br>3,16<br>3,16<br>4,74<br>4,74   | <b>795119-00-1</b><br>910 Cr *<br>911 P<br>911 P<br>947 EX Cr<br>946                              | -  | 104,78   | -  | -  |
| <b>Eng. TD 70 A</b><br>B54 / 57 / F86 / FB86 / N86<br><b>Eng. TD 70 B / C</b><br><b>Eng. TMD 70 B</b><br>F86 / FB86 / N86 / N7<br>6700 ccm<br>136-152 kW (185-207 PS)  | 65-71<br><br>71-75 | 104,78<br>6   | 88,45<br>-<br>-26,2<br>141,05   | 45<br>x<br>85,8  | 2,38<br>3,16<br>3,16<br>4,74   | <b>795106-00-1</b><br>910 Cr *<br>911 P<br>911 P<br>947 EX Cr                                     | <b>805105-00-1</b><br><br>RT   | 104,78   | <b>955105-1</b><br>A=117<br>L=257<br>H=11,66<br>C=127<br>F=0,74                                      | <b>815105-2</b><br><br><b>925105-1</b><br>1 x FP 1,6<br>1 x EP 5,7<br>1 x FP 5,7                     |
| <b>Eng. TD 70 E / ES</b><br>F86 / TF86T / N725 / TN7<br>TF86DTC / B57<br>6700 ccm<br>155-166 kW (210-225 PS)   | 74-78              | 104,78<br>6   | 88,45<br>-<br>-26,15<br>141,05  | 45<br>x<br>85,8  | 2,38<br>3,16<br>4,74   | <b>795124-00-1</b><br>910 Cr *<br>911 P<br>947 EX Cr  | <b>805106-00-1</b><br><br>RT   | 104,78   | <b>955105-1</b><br>A=117<br>L=257<br>H=11,66<br>C=127<br>F=0,74                                      | <b>815106-2</b><br><br><b>925105-1</b><br>1 x FP 1,6<br>1 x EP 5,7<br>1 x FP 5,7                     |
| <b>Eng. TD 70 H / HA</b><br><b>Eng. TD 70 E / ES</b><br>F86 / TF86T / N725 / TN7<br>TF86DTC / B57<br>6700 ccm<br>155-160 kW (210-225 PS)   | 78-                | 104,78<br>6   | 88,45<br>-<br>-26,15<br>141,05  | 45<br>x<br>85,8<br>T   | 2,38<br>3,16<br>4,74   | <b>795124-00-1</b><br>910 Cr *<br>911 P<br>947 EX Cr  | <b>805107-00-1</b><br><br>RT   | 104,78   | <b>955105-1</b><br>A=117<br>L=257<br>H=11,66<br>C=127<br>F=0,74                                      | <b>815107-2</b><br><br><b>925105-1</b><br>1 x FP 1,6<br>1 x EP 5,7<br>1 x FP 5,7                     |



MODEL / ENGINE

YEAR

Dia.  
CYL88,45  
-  
-1  
-26,15  
141,0545  
x  
85,8  
T2,38  
3,16  
3,16  
4,74

SM-REF



SM-REF.

Piston  
Dia.

SM-REF.



SM-REF.

**VOLVO DIESEL****Eng. TD 70 G / F / FS**F7 / F716 / T / F724 / F720  
B / 57 / N7  
6700 ccm  
157-180 kW (213-245 PS)

79-85

104,78  
688,45  
-  
-1  
-26,15  
141,0545  
x  
85,8  
T2,38  
3,16  
3,16  
4,74795106-00-1  
910 Cr \*  
911 P  
911 P  
947 EX Cr805108-00-1  
RT / KK

104,78

955105-1  
A=117  
L=257  
H=11,66  
C=127  
F=0,74815108-2  
925105-1  
1 x FP 1,6  
1 x EP 5,7  
1 x FP 5,7955104-1  
A=117  
L=259,5  
H=9,66  
C=127  
F=3,6815127-2  
925104-1  
1 x FP 1,6  
2 x EP 5,7  
1 x FP 5,7**Eng. TAMD 71**

Ship

**Eng. TAMD 71 B**Marine engine  
6724 ccm  
110-262 kW (150-357 PS)104,78  
688,45  
-  
-1  
-22,9  
134,4545  
x  
85,8  
T3,00  
2,50  
4,00795130-00-1  
914 Cr \*  
931 P  
947 EX Cr805125-00-1  
RT / KK

104,78

955109-1  
A=117  
L=259,7  
H=9,66  
C=127  
F=3,6815125-2  
925104-1  
1 x FP 1,6  
2 x EP 5,7  
1 x FP 5,7**Eng. TD 71 A / AW**

ACE / AP / APB / AG

**Eng. TDF 71 F****Eng. TD 73 G / E**

F7 / B57

**Eng. TD 71 FS / FSQ**

F7 / B57

6700 ccm

169-180 kW (230-245 PS)

85-

85-

104,78  
688,45  
-  
-1  
-20,95  
141,0545  
x  
85,8  
T2,38  
3,16  
4,74795124-00-1  
910 Cr \*  
911 P  
947 EX Cr805104-00-1  
RT / KK

104,78

955104-1  
A=117  
L=259,5  
H=9,66  
C=127  
F=3,6815104-2  
925104-1  
1 x FP 1,6  
2 x EP 5,7  
1 x FP 5,7**Eng. TD 73 E****Eng. TD 73 K / VE**

FS 7-34 / FS 7-54

6700 ccm

169 kW (230 PS)

**Eng. TD 73 ES**

FL 7-34 / 38 / 52 / 54

6700 ccm

191 kW (260 PS)

**Eng. TWD 730**

Stationary Engine

6700 ccm

104,78  
6  
888,45  
-  
-2,0/-3,0  
-20,1  
132,4545  
x  
823,00  
2,50  
4,00795130-00-1  
914 Cr \*  
931 P  
947 EX Cr805109-00-1  
RT

104,78

955109-1  
A=117  
L=259,7  
H=9,66  
C=127  
F=3,6815109-2  
925104-1  
1 x FP 1,6  
2 x EP 5,7  
1 x FP 5,7955111-1  
A=117  
L=259,7  
H=9,66  
C=129,4  
F=3,6815122-2  
925132-1  
1 x FP 1,6  
2 x EP 5,7  
1 x FP 5,7955132-1  
A=117  
L=256,8  
H=9,40  
C=129,4  
F=0,95815134-2  
925132-1  
1 x FP 1,6  
2 x EP 5,7  
1 x FP 5,7



MODEL / ENGINE

YEAR

Dia.  
CYL88,55  
-  
-2,1/-3,1  
-20,2  
132,5545  
x  
82  
T3,50  
2,50  
3,50

SM-REF

795150-00-1  
914 IF Cr \*  
911 IF U P  
947 EX Cr P

SM-REF.

805132-00-1  
RTPiston  
Dia.104,78  
  
  
  
  
  
  
104,78

SM-REF.

955132-1  
A=117  
L=256,8  
H=9,40  
C=129,4  
F=0,95

SM-REF.

815132-2  
925132-1  
1 x FP 1,6  
2 x EP 5,7  
1 x FP 5,7**VOLVO DIESEL**

**Eng. D 7 A 285 Euro2**  
**Eng. D 7 B 285 Euro2**  
**Eng. B 7 R**  
 FL7 / 290  
 FL7 / 230  
 FL7 / 260  
 B7F  
 6700 ccm  
 210 kW (285 PS)

93-  
85-  
91-104,78  
688,55  
-  
-2,1/-3,1  
-20,2  
132,5545  
x  
82  
T3,50  
2,50  
3,50795150-00-1  
914 IF Cr \*  
911 IF U P  
947 EX Cr P805132-00-1  
RT104,78  
  
  
  
  
  
  
104,78955132-1  
A=117  
L=256,8  
H=9,40  
C=129,4  
F=0,95815132-2  
925132-1  
1 x FP 1,6  
2 x EP 5,7  
1 x FP 5,7955111-1  
A=117  
L=259,7  
H=9,66  
C=129,4  
F=3,6815111-2  
92-5132  
1 x FP 1,6  
2 x EP 5,7  
1 x FP 5,7955135-1  
A=117  
L=256,8  
H=9,40  
C=127815133-2  
925132-1  
1 x FP 1,6  
2 x EP 5,7

**Eng. D 42 A**  
 LM621 / 641 / T650  
 LM622 / 642  
 T650  
 4200 ccm  
 54-59 kW (73-80 PS)

72-82  
78-82  
80-82105,57  
484,1  
-  
-  
-23,1  
135,1  
-  
MØ=54,502,38  
3,16  
3,16  
4,74795121-00-4  
910 Cr  
910 IF P  
910 IF P  
947 EX Cr

805144-00-1

105,57

955144-1

815144-2  
925106-1  
2 x FP 4,3

**Eng. D 45 B**  
**Eng. TD 45 B / EM**  
**Eng. TD 45 E / EM**  
 G646 / T616  
 L50 / 70  
 LM 4300  
 4200 B  
 4300 B  
 LM 622 / 642 / 4200 / 4300  
 L 50  
 T616  
 6300  
 4500 ccm  
 63-92 kW (86-125 PS)

80-  
91-  
85-  
84-86  
82-86  
85-00  
86-93  
83-94  
92-

105,57

84,1  
-  
-  
-23,1  
135,1  
-  
MØ=54,502,38  
3,16  
3,16  
4,74795121-00-4  
910 Cr  
910 IF P  
910 IF P  
947 EX Cr

805144-00-1

105,57

955144-1

815144-2  
925106-1  
2 x FP 4,3



MODEL / ENGINE

YEAR

Dia.  
CYL

Ø x L



SM-REF



SM-REF.

Piston  
Dia.

SM-REF.



SM-REF.

**VOLVO DIESEL**

Eng. TAD 520 / 530 GE  
Eng. TAD 531 / 532 GE  
Eng. TAD 550 / 551 GE  
Eng. TAD 520 VE

Euro 2  
4760 ccm  
74-155 kW (101-212 PS)

Eng. D 5 A-B TA  
Eng. 5 A-T  
Eng. D 5 A-TA

Euro 2  
4764 ccm  
72-118 kW (98-160 PS)

Eng. D 7 C-B TA  
Eng. D 7 C-TA  
Eng. TAD 720 GE  
Eng. TAD 720 VE

Euro 2  
Eng. D 7 E 360  
Euro 4/5  
Eng. D 7 A-B TA  
Eng. D 7 A-T  
Eng. D 7 A-TA  
Eng. D 7 D EAE 2  
Eng. TAD 721 GE  
7146 ccm  
108-265 kW (147-360 PS)

108,00  
43,00  
2,00  
3,50

<sup>\*NEW\*</sup>  
**791531-00-1**  
914 IW CCL P \*  
911 IF U P  
947 EX Cr

108,00

Eng. TAD 560 VE  
Eng. TAD 561 VE

4760 ccm  
74-155 kW (101-212 PS)

Eng. D 7 E 240 / 280 / 290  
Eng. D 7 E 320 / 360  
Eng. D 7 F 260 / 290 / 300  
Eng. D 7 F 340

Euro 4/5  
7146 ccm  
191-250 kW (260-340 PS)

Eng. TAD 734 GE Euro 2  
Eng. TAD 752-754 GE  
Eng. TAD 761-765 VE

7150 ccm  
158-235 kW (215-328 PS)

108,00  
470,9  
-  
-19,6  
107,845  
x  
85,6  
T3,00  
2,00  
3,50

<sup>\*NEW\*</sup>  
**791531-00-1**  
914 IW CCL P \*  
911 IF U P  
947 EX Cr

<sup>\*NEW\*</sup>  
**805142-00-1**  
RT

108,00

<sup>\*NEW\*</sup>  
**955142-1**  
A=118  
L=228  
H=8,06  
C=131,7

<sup>\*NEW\*</sup>  
**815142-1**  
<sup>\*NEW\*</sup>  
**925107-1**  
2 x 3,00\*

108,00  
6MØ=64,61  
-

Eng. D 5 A TA

4760 ccm  
89-118 kW (121-160 PS)

Eng. TAD 720 VE  
174 kW (236 PS)

108,00  
471,1  
-  
-16,66  
108  
MØ=7142  
x  
86,5  
T3,00  
2,00  
3,50

**791553-00-1**  
914 Cr \*  
911 IF U P  
947 EX Cr










**801553-00-1**  
RT

108,00

**951553-1**  
A=120  
L=229,1  
H=9  
C=128,5  
F=1,1

**811553-1**  
**921553-1**  
2 x FP 3,0



| MODEL / ENGINE   | YEAR                     |  Dia.<br>CYL |  KH<br>VT<br>MT |  GL<br>Ø x L |  |  SM-REF |  SM-REF. |  Piston<br>Dia. |  SM-REF. |  SM-REF. |
|--|--------------------------|--|---|--|--|---|--|---|--|--|
| <b>VOLVO DIESEL</b>  |                          |  |   |  |  |   |  |   |  |  |
| <b>Eng. TAD532 GE</b><br>127 kW (172-179 PS)   |                          | <b>108,00</b><br>4   | 71,1<br>-<br>-  | 42<br>x<br>86  | 3,00<br>2,00   | <b>791553-00-1</b><br>914 Cr *<br>911 IF U P<br>947 EX Cr                               | <b>801554-00-1</b><br>RT / AK  | 108,00  | -  | -  |
| <b>Eng. D 7 D EAE2</b><br><b>Eng. D 7 D EBE2</b><br><b>Eng. D 7 E EAE3</b><br><b>Eng. D 7 E EBE3</b><br><b>Eng. TAD 721 / 722 GE</b><br><b>Eng. TAD 732 / 733 GE</b><br>Euro 2<br>7100-7150 ccm<br>127-218 kW (172-296 PS) |                          | <b>108,00</b><br>6   | -16,65<br>108<br>MØ=64  | T  | 3,50   |   |  |   |  |  |
| <b>Eng. D 9 A 260</b><br><b>Eng. D 9 A 300</b><br><b>Eng. D 9 A 340</b><br><b>Eng. D 9 A 380</b><br>Euro 3<br>FM 9-260<br>FM 9-300<br>FM 9-340<br>Olympian<br>FM- 9-380<br>9364 ccm<br>191-280 kW (260-380 PS)             |                          | <b>120,00</b><br>6   |   |  | 4,00<br>3,00<br>3,00   | <b>795159-00-1</b><br>914 IW Cr *<br>911 IF U P<br>947 Nit S                            | -  | 120,00  | -  | -  |
|  | 01-<br>01-<br>01-<br>01- |  |   |  |  |   |  |   |  |  |
| <b>Eng. TD 100 A</b><br>N88 / F88 / NB / FB88 / N10<br><b>Eng. THD 100 D</b><br><b>Eng. TMD 100 A</b><br><b>Eng. THD 101 B</b><br>B10 / B58 / B59 / 300CH<br>9600 ccm<br>169-191 kW (230-260 PS)                           | 65-75<br><br>75-82       | <b>120,65</b><br>6   | 109,45<br>-<br>-1,0/-1,3<br>166,45  | 52<br>x<br>106   | 2,38<br>3,16<br>3,16<br>4,74   | <b>795107-00-1</b><br>910 Cr *<br>911 P<br>911 P<br>947 EX Cr                           | <b>805112-00-1</b><br>RT   | 120,64  | <b>955112-1</b><br>A=134<br>L=294<br>H=11,74<br>C=147<br>F=0,8                             | <b>815112-2</b><br><b>925112-1</b><br>1 x FP 1,6<br>1 x EP 5,8<br>1 x FP 5,8               |
| <b>Eng. TD 100 B</b><br>F10-46 / 49 / 52 / 56 / 1020-38<br>9600 ccm<br>207-220 kW (280-300 PS)   | 74-81                    | <b>120,65</b>  | 109,4<br>-<br>-2,9<br>-28<br>166,4  | 52<br>x<br>106   | 2,38<br>3,16<br>4,74   | <b>795120-00-1</b><br>910 Cr *<br>910 IF Cr<br>947 EX Cr                                | <b>805116-00-1</b><br>RT   | 120,64  | <b>955116-1</b><br>A=134<br>L=294<br>H=11,74<br>C=147<br>F=0,8                             | <b>815116-2</b><br><b>925112-1</b><br>1 x FP 1,6<br>1 x EP 5,8<br>1 x FP 5,8               |
| <b>Eng. TD 100 BG</b><br>N10 / F10 / F88 / FB88<br>9600 ccm  | 76-81                    |  |   |  |  |   |  |   | <b>955110-1</b><br>A=134<br>L=296<br>H=11,52<br>C=147<br>F=3,48                            | <b>815129-2</b><br><b>925110-1</b><br>1 x FP 1,6<br>1 x EP 5,8<br>1 x FP 5,8               |
| <b>Eng. TD 100 G / GA / F</b><br>F 10 / N 10<br><b>Eng. TD 101 F / FA / FD</b><br>F10 Interc. / N10 Interc.<br><b>Eng. TMD 102 A / C</b><br>Marine engine<br>9599 ccm<br>158-200 kW (215-272 PS)                           | 81-86<br>81-<br>88-      | <b>120,65</b><br>6   | 109,4<br>-<br>-1,9<br>166,4   | 52<br>x<br>106   | 2,38<br>3,16<br>4,74   | <b>795120-00-1</b><br>910 Cr *<br>911 IF Cr<br>947 EX Cr                                | <b>805110-00-1</b><br>RT   | 120,64  | <b>955110-1</b><br>A=134<br>L=296<br>H=11,52<br>C=147<br>F=3,48                            | <b>815110-2</b><br><b>925110-1</b><br>1 x FP 1,6<br>1 x EP 5,8<br>1 x FP 5,8               |



MODEL / ENGINE

| YEAR  | Dia. CYL      | KH GL<br>VT BU<br>MT | Ø x L | 2,38<br>3,16<br>4,74 | SM-REF             | SM-REF.            | Piston Dia. | SM-REF.         | SM-REF.          |  |
|---|---------------|----------------------|-------|----------------------|--------------------|--------------------|-------------|-----------------|------------------|--|
| <b>VOLVO DIESEL</b>   |               |                      |       |                      |                    |                    |             |                 |                  |  |
|   | <b>120,65</b> | 109,45               | 52    |                      | <b>795120-00-1</b> | <b>805117-00-1</b> | 120,64      | <b>955110-1</b> | <b>815117-2</b>  |  |
|   | 6             | -                    | x     | 2,38                 | 910 Cr *           |                    |             | A=134           |                  |  |
|   |               | -1,9                 | 106   | 3,16                 | 911 IF Cr          | RT                 |             | L=296           | <b>92-5110-1</b> |  |
| 82-   |               | -22,2                |       | 4,74                 | 947 EX Cr          |                    |             | H=11,52         | 1 x FP 1,6       |  |
|   |               | 166,45               |       |                      |                    |                    |             | C=147           | 1 x EP 5,8       |  |
| 81-   |               |                      |       |                      |                    |                    |             | F=3,48          | 1 x FP 5,8       |  |
| 86-89   |               |                      |       |                      |                    |                    |             |                 |                  |  |
| <b>Eng. THD 100 DB / DC</b><br>DD / E / EB / EC / ED<br><b>Eng. THD 101 G / GC</b><br>B10M / R / 400 CG<br><b>Eng. THD 101 K / KB</b><br>B10M / C10M<br><b>Eng. THD 101 KC</b><br>C10M<br>9600 ccm<br>160-228 kW (218-310 PS)                     |               |                      |       |                      |                    |                    |             |                 |                  |  |
|   | <b>120,65</b> |                      |       |                      | <b>795123-00-1</b> | -                  | 120,64      | <b>955118-1</b> | -                |  |
|   | 6             |                      |       | 3,00                 | 910 Cr *           |                    |             | A=133,8         |                  |  |
|   |               |                      |       | 3,16                 | 911 P              |                    |             | L=287,25        |                  |  |
| 87-   |               |                      |       | 4,74                 | 947 EX Cr          |                    |             | H=11,5          |                  |  |
| 87-   |               |                      |       |                      |                    |                    |             | C=147           |                  |  |
|   |               |                      |       |                      |                    |                    |             | F=3,5           |                  |  |
| <b>Eng. TD 102 FL / FM</b><br><b>Eng. TD 102 F / FD</b><br><b>Eng. FDQ / FF / FH</b><br>Euro 1<br>B10M<br>F10<br>9600 ccm<br>234-252 kW (318-343 PS)  |               |                      |       |                      |                    |                    |             |                 |                  |  |
|   | <b>120,65</b> |                      |       |                      | <b>795129-00-1</b> | -                  | 120,64      | -               | -                |  |
|   | 6             |                      |       | 3,50                 | 914 IF Cr *        |                    |             |                 |                  |  |
| 92-95   |               |                      |       | 3,16                 | 911 P              |                    |             |                 |                  |  |
|   |               |                      |       | 4,74                 | 947 EX Cr          |                    |             |                 |                  |  |
| 92-95   |               |                      |       |                      |                    |                    |             |                 |                  |  |
| <b>Eng. TD 103 E / ES / EA</b><br>Euro 2<br>F10-38 / 40 / 52 / NL10 / FL10<br><b>Eng. TD 103 KF / KB</b><br>Euro 1<br>Bus B10M<br>9600 ccm<br>210-235 kW (285-320 PS)   |               |                      |       |                      |                    |                    |             |                 |                  |  |
|   | <b>123,00</b> | 78,4                 | 54    |                      | <b>790419-00-1</b> | <b>803849-00-1</b> | 123,00      | <b>953813-1</b> | <b>813849-1</b>  |  |
|   | 6             | -                    | x     | 3,50                 | 914 IF CCL S       |                    |             | A=139           |                  |  |
|   |               | -1/-1                | 73    | 2,50                 | 911 IF U Nit S     |                    |             | L=249,5         | <b>925109-1</b>  |  |
|   |               | -16,9                | T     | 3,00                 | 947 EX Nit S       |                    |             | H=11,20         | 1 x EP 2,4       |  |
|   |               | 114,4                |       |                      |                    |                    |             | C=148,96        | 1 x EP 5,0       |  |
|   |               | -                    |       |                      |                    |                    |             | F=0,85          | 1 x FP 5,0       |  |
|   |               | MØ=83,60             |       |                      |                    |                    |             |                 |                  |  |
|   |               | -                    |       |                      |                    |                    |             |                 |                  |  |
| <b>Eng. D11 A370 Euro 3</b><br><b>Eng. D11 F-A</b><br><b>Eng. D11 H-A</b><br><b>Eng. D11 H-B</b><br>10800 ccm<br>234-273 kW (318-370 PS)<br><br><b>Eng. D11 A430 Euro 3</b><br><b>Eng. D11 430 Euro 4/5</b><br>10836/10840 ccm<br>316 kW (430 PS) |               |                      |       |                      |                    |                    |             |                 |                  |  |
|   | <b>130,18</b> |                      |       |                      | <b>795108-00-1</b> | -                  | 130,18      | -               | -                |  |
|   |               |                      |       | 2,38                 | 910 Cr *           |                    |             |                 |                  |  |
|   |               |                      |       | 3,16                 | 911 P              |                    |             |                 |                  |  |
|   |               |                      |       | 3,16                 | 911 P              |                    |             |                 |                  |  |
|   |               |                      |       | 4,74                 | 947 EX Cr          |                    |             |                 |                  |  |
| <b>Eng. D 120</b><br>F88 / F89<br>12000 ccm<br>176,5 kW (240 PS)  |               |                      |       |                      |                    |                    |             |                 |                  |  |
|   | <b>130,18</b> | 114,2                | 55    |                      | <b>795113-00-1</b> | <b>805124-00-1</b> | 130,18      | <b>955113-1</b> | <b>815124-2</b>  |  |
|   | 6             | -                    | x     | 2,38                 | 910 Cr *           |                    |             | A=143,9         |                  |  |
|   |               | -1,9/-2,1            | 114   | 3,16                 | 910 IF Cr          | RT                 |             | L=311           | <b>925115-1</b>  |  |
|   |               | -31,55               |       | 4,74                 | 947 EX Cr          |                    |             | H=13,52         | 1 x FP 1,5       |  |
| 70-75   |               | 175,2                |       |                      |                    |                    |             | C=157,6         | 1 x FP 11        |  |
| 77-81   |               |                      |       |                      |                    |                    |             | F=0,7           | 1 x FP 5,7       |  |
|   |               |                      |       |                      |                    |                    |             |                 | 1 x FP 5,7       |  |
| <b>Eng. TD 120 A</b><br><b>Eng. TMD 120A</b><br><b>Eng. TAMD 120</b><br>F89 / N12<br>N12 / CH 230<br>12000 ccm<br>225-243 kW (306-330 PS)<br>stroke 150 mm  |               |                      |       |                      |                    |                    |             |                 |                  |  |
|   |               |                      |       | 2,38                 | <b>795147-00-2</b> | -                  | 130,18      | -               | -                |  |
|   |               |                      |       | 3,16                 | 910 Cr *           |                    |             |                 |                  |  |
|   |               |                      |       | 4,74                 | 911 P              |                    |             |                 |                  |  |
|   |               |                      |       |                      | 947 EX Cr          |                    |             |                 |                  |  |



MODEL / ENGINE



| MODEL / ENGINE   | YEAR  | Dia. CYL    | VT<br>MT                              | GL<br>BU       | Ø x L                | SM-REF      | SM-REF.     | Piston Dia.                                     | SM-REF.  | SM-REF.   |
|--|-------|-------------|---------------------------------------|----------------|----------------------|-------------|-------------|---|----------|---|
| <b>VOLVO DIESEL</b><br><br><b>Eng. TD 120 C / D / E</b><br><b>Eng. TAD 120 BHC</b><br><b>Eng. TAMD 120 B</b><br>F12-46 / 49 / 52 / 59 / 38<br>12000 ccm<br>225-273 kW (306-371 PS)   | 77-80 | 130,18<br>6 | 114,2<br>-<br>-2,5<br>-27,62<br>175,2 | 55<br>x<br>114 | 2,38<br>3,16<br>4,74 | 795113-00-1 | 805115-00-1 | 130,18  | 955113-1 | 815115-2  |
|  |       |             |                                       |                |                      | 910 Cr *    | RT          | A=143,9<br>L=311<br>H=13,52<br>C=157,6<br>F=0,7 | 925115-1 | 1 x FP 1,5<br>1 x FP 11<br>1 x FP 5,7<br>1 x FP 5,7 |
|  |       |             |                                       |                |                      | 795147-00-2 | -           | 130,18  | -        | -   |
|  |       |             |                                       |                |                      | 910 Cr *    |             |   |          |   |
|  |       |             |                                       |                |                      | 911 P       |             |   |          |   |
|  |       |             |                                       |                |                      | 947 EX Cr   |             |   |          |   |
| <b>Eng. TD 120 G/GA /</b><br><b>Eng. TD 120 F / FC</b><br><b>Eng. TD 122 GB / KBE /</b><br><b>TAMD 120 A / AK / B / C</b><br>F12 Interc. / CH230 T<br>12000 ccm<br>226-265 kW (308-360 PS)   | 80-84 | 130,18<br>6 | 114,2<br>-<br>-2,5<br>-27,95<br>175,2 | 55<br>x<br>114 | 2,38<br>3,16<br>4,74 | 795113-00-1 | 805113-00-1 | 130,18  | 955113-1 | 815113-2  |
|  |       |             |                                       |                |                      | 910 Cr *    | RT          | A=143,9<br>L=311<br>H=13,52<br>C=157,6<br>F=0,7 | 925115-1 | 1 x FP 1,5<br>1 x FP 11<br>1 x FP 5,7<br>1 x FP 5,7 |
|  |       |             |                                       |                |                      | 795147-00-2 | -           | 130,18  | -        | -   |
|  |       |             |                                       |                |                      | 910 Cr *    |             |   |          |   |
|  |       |             |                                       |                |                      | 911 P       |             |   |          |   |
|  |       |             |                                       |                |                      | 947 EX Cr   |             |   |          |   |
| <b>Eng. TD 121 F / G / GD</b><br><b>Eng. TMD 121 C</b><br>122 BG / KBE / N12 / F12<br>12000 ccm<br>243-283 kW (330-385 PS)   | 84-88 | 130,18<br>6 | 114,2<br>-<br>-2,5<br>-27,95<br>175,2 | 55<br>x<br>114 | 2,38<br>3,16<br>4,74 | 795113-00-1 | 805113-00-1 | 130,18  | 955121-1 | 815121-2  |
|  |       |             |                                       |                |                      | 910 Cr *    | RT          | A=143,9<br>L=311<br>H=10,52<br>C=157,6<br>F=0,7 | 925121-1 | 1 x FP 1,5<br>2 x EP 5,7<br>1 x FP 5,7              |
|  |       |             |                                       |                |                      | 795147-00-2 | -           | 130,18  | -        | -   |
|  |       |             |                                       |                |                      | 910 Cr *    |             |   |          |   |
|  |       |             |                                       |                |                      | 911 P       |             |   |          |   |
|  |       |             |                                       |                |                      | 947 EX Cr   |             |   |          |   |
| <b>Eng. TID 121 FG</b><br>Industrial engine<br>12000 ccm<br><br><b>Eng. TAMD 122 A</b><br>Marine engine<br>1200 ccm<br>247-331 kW (336-450 PS)<br><br><b>Eng. TD 122 F / GA</b><br>F12<br>12000 ccm<br>262 kW (356 PS)<br><br><b>Eng. TD 122 FK / FR</b><br>FS 10 / F12 GL Intercol.<br>12000 ccm<br>291 kW (395 PS) | 87-   | 130,18<br>6 | 114,2<br>-<br>-2,6<br>-25,4<br>175,2  | 55<br>x<br>114 | 2,38<br>3,16<br>4,74 | 795113-00-1 | 805114-00-1 | 130,18  | 955121-1 | 815130-2  |
|  |       |             |                                       |                |                      | 910 Cr *    | RT          | A=143,9<br>L=311<br>H=10,52<br>C=157,6<br>F=0,7 | 925121-1 | 1 x FP 1,5<br>2 x EP 5,7<br>1 x FP 5,7              |
|  |       |             |                                       |                |                      | 795147-00-2 | -           | 130,18  | -        | -   |
|  |       |             |                                       |                |                      | 910 Cr *    |             |   |          |   |
|  |       |             |                                       |                |                      | 911 P       |             |   |          |   |
|  |       |             |                                       |                |                      | 947 EX Cr   |             |   |          |   |
|  |       |             |                                       |                |                      | 795147-00-2 | -           | 130,18  | -        | -   |
|  |       |             |                                       |                |                      | 910 Cr *    |             |   |          |   |
|  |       |             |                                       |                |                      | 911 P       |             |   |          |   |
|  |       |             |                                       |                |                      | 947 EX Cr   |             |   |          |   |
|  |       |             |                                       |                |                      | 795147-00-2 | -           | 130,18  | -        | -   |
|  |       |             |                                       |                |                      | 910 Cr *    |             |   |          |   |
|  |       |             |                                       |                |                      | 911 P       |             |   |          |   |
|  |       |             |                                       |                |                      | 947 EX Cr   |             |   |          |   |



MODEL / ENGINE

YEAR

Dia.  
CYLKH GL  
VT MT

Ø x L



SM-REF.



SM-REF.



SM-REF.

Piston  
Dia.

SM-REF.



SM-REF.

**VOLVO DIESEL**

Eng. TD 122 ED  
 Eng. TD 122 F  
 Eng. TD FAQ  
 Eng. TD 122 FBQ  
 Eng. TD 122 FCQ  
 Eng. TD 122 TH Euro 1  
 Eng. TD 122 FL  
 Eng. TD 122 KHD  
 Eng. TD 122 KHE  
 NL / F / FS Series 12  
 F / FS Series 12  
 L Series 180 K  
 White GMC (USA)  
 11977/12000 ccm  
 209-396 kW (284-538 PS)

91-01  
87-94  
87-130,18  
6114,2  
-  
-2,6/-2,6  
-24,12  
175,2  
-  
MØ=79  
-55  
x  
1142,38  
3,16  
4,74795113-00-2  
910 Cr \*  
911 IF Cr P  
947 EX Cr805120-00-1  
RT

130,18

-

-

Eng. TAMD 122 D  
 Eng. TID 121 B  
 Eng. TID 121 KG  
 Eng. TID 121 KGP  
 Eng. TID 121 KP  
 Eng. TID 121 KPB  
 Eng. TID 121 LG  
 Eng. TID 121 LGP  
 Eng. TID 121 LP  
 Eng. TID 121 LPB  
 Eng. TID 121 P  
 Eng. TWD 1210 G Euro 1  
 engine  
 11979 ccm  
 217-340 kW (218-462 PS)

86-

130,18  
6114,2  
-  
-2,5/-2,5  
-27,06  
172,2  
-  
MØ=83  
-55  
x  
1143,50  
3,16  
4,74795132-00-2  
914 Cr \*  
911 IF Cr P  
947 EX Cr805145-00-1  
RT

130,18

955114-1  
A=143,9  
L=313  
H=10,32  
C=157,55  
F=3,28815166-2  
925114-1  
1 x FP 2,40  
2 x EP 5,70  
1 x FP 5,70

Eng. TID 121 KG / P  
 LG / P / KP / B / LP  
 Industrial engine  
 11979 ccm  
 217-305 kW (295-415 PS)

88-

130,18  
63,50  
3,16  
4,74795148-00-2  
914 Cr \*  
911 P  
947 EX Cr

-

130,18

-

-

2,38  
3,16  
4,74795180-00-2  
910 Mo \*  
911 IF Cr  
947 EX Cr

-

130,18

-

-

Eng. D 12 A 340  
 Eng. D 12 A 370 / 380  
 B12  
 FH / FL 12-380  
 FH 12-340  
 Eng. D 12 A 415 / 420  
 Euro 2  
 B12  
 Bus 7000  
 FH / FL 12-380  
 12100 ccm  
 250-309 kW (340-420 PS)

95-  
93-98  
93-98131,01  
687,4  
-  
-  
-19,7  
129,4  
MØ=8655  
x  
107  
NB4,00  
3,00  
4,00795142-00-1  
914 IF Cr \*  
911 IF U  
947 EX Cr805140-00-1  
PSK

131,01

955133-1  
A=143,9  
L=276,4  
H=11,2  
C=159,6  
F=4,45815140-2  
925133-1  
1 x FP 2,40  
1 x FP 5,70  
2 x EP 5,70



MODEL / ENGINE

YEAR

Dia.  
CYLVT  
BU  
MT

Ø x L



SM-REF



SM-REF.

Piston  
Dia.

SM-REF.



SM-REF.

**VOLVO DIESEL****Eng. D 12 B 340**

FH 12-340

93-02

131,01  
687,4  
-55  
x

4,00

795142-00-1  
914 IF Cr \*

805141-00-1

131,01

955134-1  
A=144

815141-2

**Eng. D 12 C 340**

B12

00-

-

107

3,00

911 IF U

PSK

L=272,8

925133-1

FH / FM 12-340

98-02

-17,2

4,00

947 EX Cr

H=11,2

1 x FP 2,40

**Eng. D 12 D 340**

B12

01-

129,4

FH / FM 12-340

01-

MØ=89

C=159,6

1 x FP 5,70

**Eng. DH 12 D 340**

Bus 9700

01-

**Eng. D 12 C 380**

FH 12-380

93-

FM 12-380

98-02

NH 12-380

99-

**Eng. DH 12 D 380**

B12 / FH / FM 12-380

01-

B12R

12-

**Eng. D 12 C 420**

FH / FM 12-420

98-02

NH 12-420

99-

**Eng. D 12 D 420 / 425**

B12 / FH / FM 12-420

01-

B12R

12-

**Eng. D 12 C 460**

FH / FM 12-460

98-

NH 12-460

99-

**Eng. D 12 D 460**

FH / FM 12-460

01-

12100 ccm

250-368 kW (340-500 PS)

Euro 3

**Eng. D 13 A 360**

05-

131,00

795161-00-1

131,00

**Eng. D 13 B 360**

07-

6

3,50

914 IF Nit PVD S

FM-Serie 360

2,50

911 IF Nit U S

**Eng. D 13 A 400**

05-

3,00

947 EX Nit S

**Eng. D 13 B 400**

07-

FM-Serie 400

**Eng. D 13 C 420/460**

9700 / 9900

09-

**Eng. D 13 A/B 400****Eng. D 13 C 420****Eng. D 13 K 420**

FH-Serie 400/420

09-

**Eng. D 13 A/B 440****Eng. D 13 B/D 440**

FH-Serie 440

05-

**Eng. D 13 C 460****Eng. D 13 K 460**

FH-Serie 460

09-

FM-Serie 460

09-

FMX-Serie 460

**Eng. D 13 A 480**

FH-Serie 480

05-

**Eng. D 13 B/C 500**

FH-Serie 500

05-

**Eng. D 13 B 500 / C 500****Eng. D 13 K 500**

FM 500 Euro 5

09-

**Eng. D 13 A 520**

FH-Serie 520

05-

264-382 kW (360-520 PS)

12800 ccm



MODEL / ENGINE

YEAR

Dia.  
CYL

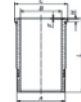
Ø x L



SM-REF



SM-REF.

Piston  
Dia.

SM-REF.



SM-REF.

**VOLVO DIESEL****Eng. D 13 A 360**

Euro 4

131,00

6

3,50

**795161-00-1**

-

131,00

**955162-1**

A=143,85

L=261,7

H=11,2

C=159,55

F=1,2

**Eng. D 13 A 400 / 440 / 480**

FH Series 400 / 440 / 480

05

2,50

914 IF Nit PVD S

FM Series 400 / 440 / 480

07-

3,00

911 IF Nit U S

947 EX Nit S

Eng. D 13 A 520

Euro 4/5

**Eng. D 13 B 360**

FH Series 360

FM Series 360

Euro 4

**Eng. D 13 B 400 / 440**

FH Series 400 / 440

05-

FM Series 400 / 440

07-

**Eng. D 13 B 500**

FMX Series 500

10-

FH Series 500

07-

FM Series 500

07-

Euro 4

**Eng. D 13 C 380**

FMX Series 380

10-

FM Series 380

07-

Euro 4

**Eng. D 13 C 420****Eng. D 13 C 460**

FMX Series 460

10-

FH Series 460

12-

FM Series 460

07-

Bus B13 Series B13R

12-

Euro 4

**Eng. D 13 C 500**

FMX Series 500

10-

FH Series 500

07-

FM Series 500

07-

Euro 4

**Eng. D 13 C 540**

FMS Series 540

10-

FH Series 540

12-

Euro 4

12800 ccm

264-382 kW (360-520 PS)

**WEICHAI****Eng. WD 615**

126,00

6

3,45

**790030-00-1**

-

126,00

-

-

3,00

914 IF Cr P \*

4,00

911 IF U Cr P

947 EX Cr P

**Eng. WD 615.69 Euro 2**

9726 ccm

126,00

6

80

50

3,50

**795503-00-1**

-

126,00

**955501-1**

A=130,02

L=241

H=4,78

C=134,5

247 kW (336 PS)

-

x

3,00

914 IF Mo \* P

3,00

931 P

4,00

947 EX Cr P

-0,5

105

133

-

MØ=68

-



MODEL / ENGINE

YEAR

Dia.  
CYLVT  
MT

Ø x L



SM-REF



SM-REF.

Piston  
Dia.

SM-REF.



SM-REF.

**YANMAR****Eng. 3FT120T**92,00  
42,00  
2,00  
4,00**790023-00-3**  
913 Cr S  
911 IF U P  
947 EX Cr

-

92,00

-

-

**ZETOR****Eng. 2001**

2011 / 2013 / 2017

2023 / 2511

1560 ccm

17-20,5 kW (23-28 PS)

60-77

95,00  
23,00  
3,00  
3,00  
5,00**795810-00-1**  
910 Cr  
911 P  
931 P  
947 EX P

-

95,00

-

-

**Eng. 3001**

3011 / 3013 / 3016 / 3017

3045 / 3511 / 3516

2340 ccm

25-29,5 kW (34-40 PS)

60-77

95,00  
3**Eng. 4011**

4011 / 4511

3120 ccm

32-35 kW (44-48 PS)

60-77

95,00  
4**Eng. 5501**

5511 / 5516 / 5545 / 5547

5711 / 5718 / 5845 / 5748

4680 ccm

38-44 kW (51-60 PS)

60-77

95,00  
6**Eng. 2001**

Tractor 5511 / 5516 / 5545

5547 / 5711 / 5718 / 5845

5748

1560 ccm

95,00  
23,00  
3,00  
3,00  
5,00  
5,00**795804-00-1**  
910 Cr  
911 P  
931 P  
947 EX  
946 P

-

95,00

-

-

**Eng. 3001**

2340 ccm

95,00  
3**Eng. 4001**

3120 ccm

95,00  
4**Eng. 5501**

4680 ccm

20,5-44 kW (28-60 PS)

95,00  
6**Eng. 4901 / 5201**

4911 / 4945 / 5211 / 5245

2696 ccm

26-33 kW (35-45 PS)

102,00  
33,00  
3,00  
3,00  
5,00**795805-00-1**  
910 Cr  
911 P  
911 P  
947 EX Cr

-

102,00

-

-

**Eng. 6901 / 7201**

6211 / 6911 / 6245 / 6945

7011 / 7045 / 7211 / 7245

3595 ccm

42-45,5 kW (57-62 PS)

78-

102,00  
4



MODEL / ENGINE

YEAR



Dia.  
CYL



KH  
GL  
VT  
MT  
BU



Ø x L



SM-REF



SM-REF.



Piston  
Dia.



SM-REF.



SM-REF.

**ZETOR**

**Eng. 5201**

5211 / 5245  
2696 ccm  
26-34 kW (36-46 PS)

102,00  
3

3,00  
3,00  
5,00

**795807-00-1**  
910 Cr  
911 P  
947 EX Cr

-

102,00

-

-

**Eng. 7201 / 7701**

7211 / 7245 / 7711 / 7745  
3595 / 3922 ccm  
48-55 kW (65-75 PS)

86-

102,00  
4

**Eng. GM 01**

8001 / 8401  
3421 ccm  
37,5-41 kW (51-56 PS)

69-

110,00  
3

3,00  
3,00  
3,00  
6,00

**795802-00-1**  
910 Cr  
911  
930  
947 EX Cr P

-

110,00

-

-

**Eng. GZ 01 / 8001**

8011 / 8045  
4562 ccm  
55-56 kW (75-76 PS)

69-

110,00  
4

**Eng. 8601**

8611 / 12011 / 12045 / 12145  
6842 ccm  
84-87 kW (114-118 PS)

69-

110,00  
6

**Eng. 8401**

Tractor 10045 / 16045  
4562 ccm

110,00  
4

3,00  
3,00  
6,00

**795803-00-2**  
910 Cr  
911  
947 EX Cr P

-

110,00

-

-

**Eng. 8602**

6842 ccm  
53-110,5 kW (72,5-150 PS)

110,00  
6

**Eng. 8401 / 8402**

4562 ccm

110,00  
4

3,00  
3,00  
6,00

**795806-00-1**  
914 Cr P \*  
911  
947 EX Cr P

-

110,00

-

-

**Eng. 8602 / 8701**

Tractor 8111 / 8145 / 9111  
9145 / 10111 / 10145  
12111 / 12145 / 14145  
6842 ccm  
59-116 kW (80-158 PS)

110,00  
6

6,00

947 EX Cr P



**Vergleichsnummern Liste  
Mahle - SM**

**Cross reference list  
Mahle - SM**

**Liste d'équivalences  
Mahle - SM**

**Lista de intercambios  
Mahle - SM**

**VERGLEICHSNUMMERN**  
**CROSS-REFERENCE**  
**MAHLE - SM**

| Mahle cross ref. | SM Ref.:    | Product Category             | Manufacturer Type                 | Bore dia. |
|------------------|-------------|------------------------------|-----------------------------------|-----------|
| 0010100          | 801071-00-1 | Piston                       | Mercedes Benz / Ssang Yong        | 89,00 mm  |
| 0010101          | 801071-50-1 | Piston                       | Mercedes Benz / Ssang Yong        | 89,50 mm  |
| 00101G0          | 791016-00-5 | Piston ring set              | Mercedes Benz / Ssang Yong 5 Cyl. | 89,00 mm  |
| 00101G0          | 791059-00-1 | Piston ring set              | Mercedes Benz / Ssang Yong 1 Cyl. | 89,00 mm  |
| 00101G0          | 791059-00-4 | Piston ring set              | Mercedes Benz / Ssang Yong 4 Cyl. | 89,00 mm  |
| 00101G1          | 791016-50-5 | Piston ring set              | Mercedes Benz / Ssang Yong 5 Cyl. | 89,50 mm  |
| 00101G1          | 791059-50-1 | Piston ring set              | Mercedes Benz / Ssang Yong 1 Cyl. | 89,50 mm  |
| 00101G1          | 791059-50-4 | Piston ring set              | Mercedes Benz / Ssang Yong 4 Cyl. | 89,50 mm  |
| 00101N0          | 791016-00-5 | Piston ring set              | Mercedes Benz / Ssang Yong 5 Cyl. | 89,00 mm  |
| 00101N0          | 791059-00-1 | Piston ring set              | Mercedes Benz / Ssang Yong 1 Cyl. | 89,00 mm  |
| 00101N0          | 791059-00-4 | Piston ring set              | Mercedes Benz / Ssang Yong 4 Cyl. | 89,00 mm  |
| 00101N2          | 791016-50-5 | Piston ring set              | Mercedes Benz / Ssang Yong 5 Cyl. | 89,50 mm  |
| 00101N2          | 791059-50-1 | Piston ring set              | Mercedes Benz / Ssang Yong 1 Cyl. | 89,50 mm  |
| 00101N2          | 791059-50-4 | Piston ring set              | Mercedes Benz / Ssang Yong 4 Cyl. | 89,50 mm  |
| 00101V0          | 791016-00-5 | Piston ring set              | Mercedes Benz / Ssang Yong 5 Cyl. | 89,00 mm  |
| 00101V0          | 791059-00-1 | Piston ring set              | Mercedes Benz / Ssang Yong 1 Cyl. | 89,00 mm  |
| 00101V0          | 791059-00-4 | Piston ring set              | Mercedes Benz / Ssang Yong 4 Cyl. | 89,00 mm  |
| 00101V2          | 791016-50-5 | Piston ring set              | Mercedes Benz / Ssang Yong 5 Cyl. | 89,50 mm  |
| 00101V2          | 791059-50-1 | Piston ring set              | Mercedes Benz / Ssang Yong 1 Cyl. | 89,50 mm  |
| 00101V2          | 791059-50-4 | Piston ring set              | Mercedes Benz / Ssang Yong 4 Cyl. | 89,50 mm  |
| 0010400          | 801019-00-1 | Piston                       | Mercedes Benz                     | 89,00 mm  |
| 0010401          | 801019-50-1 | Piston                       | Mercedes Benz                     | 89,50 mm  |
| 00112N0          | 791073-00-6 | Piston ring set              | Mercedes Benz 6 Cyl.              | 83,20 mm  |
| 00112N0          | 791073-00-6 | Piston ring set              | Mercedes Benz 6 Cyl.              | 83,20 mm  |
| 00114N0          | 791050-00-6 | Piston ring set              | Mercedes Benz 6 Cyl.              | 89,90 mm  |
| 00114N0          | 791065-00-4 | Piston ring set              | Mercedes Benz / Ssang Yong 4 Cyl. | 89,90 mm  |
| 0012390          | 811093-2    | Assembly                     | Mercedes Benz                     | 130,00 mm |
| 00123V0          | 791090-00-1 | Piston ring set              | Mercedes Benz 1 Cyl.              | 130,00 mm |
| 00124N0          | 791084-00-4 | Piston ring set              | Mercedes Benz 4 Cyl.              | 80,00 mm  |
| 0012900          | 801063-00-1 | Piston                       | Mercedes Benz                     | 75,00 mm  |
| 00135N0          | 791033-00-1 | Piston ring set              | Mercedes Benz / FAP-Famos 1 Cyl.  | 128,00 mm |
| 00135N0          | 791270-00-1 | Piston ring set              | Mercedes Benz 1 Cyl.              | 128,00 mm |
| 00136N0          | 791077-00-4 | Piston ring set              | Mercedes Benz 4 Cyl.              | 88,00 mm  |
| 00136N0          | 791089-00-1 | Piston ring set              | Mercedes Benz 1 Cyl.              | 88,00 mm  |
| 00136N0          | 791275-00-1 | Piston ring set              | Mercedes Benz 1 Cyl.              | 88,00 mm  |
| 00136N2          | 791089-50-1 | Piston ring set              | Mercedes Benz 1 Cyl.              | 88,50 mm  |
| 0014000          | 801028-00-1 | Piston                       | Mercedes Benz                     | 89,90 mm  |
| 0014002          | 801028-50-1 | Piston                       | Mercedes Benz                     | 90,40 mm  |
| 00140N0          | 791050-00-6 | Piston ring set              | Mercedes Benz 6 Cyl.              | 89,90 mm  |
| 00140N0          | 791065-00-4 | Piston ring set              | Mercedes Benz / Ssang Yong 4 Cyl. | 89,90 mm  |
| 00140V0          | 791050-00-6 | Piston ring set              | Mercedes Benz 6 Cyl.              | 89,90 mm  |
| 00140V0          | 791065-00-4 | Piston ring set              | Mercedes Benz / Ssang Yong 4 Cyl. | 89,90 mm  |
| 0018600          | 801036-00-1 | Piston                       | Mercedes Benz                     | 87,00 mm  |
| 0018602          | 801036-50-1 | Piston                       | Mercedes Benz                     | 87,50 mm  |
| 0018603          | 801036-10-1 | Piston                       | Mercedes Benz                     | 88,00 mm  |
| 00187N0          | 791010-00-4 | Piston ring set              | Mercedes Benz 4 Cyl.              | 87,00 mm  |
| 00187N2          | 791010-50-4 | Piston ring set              | Mercedes Benz 4 Cyl.              | 87,50 mm  |
| 00187V0          | 791010-00-4 | Piston ring set              | Mercedes Benz 4 Cyl.              | 87,00 mm  |
| 00187V2          | 791010-50-4 | Piston ring set              | Mercedes Benz 4 Cyl.              | 87,50 mm  |
| 00192N0          | 791009-00-4 | Piston ring set              | Mercedes Benz / Seat 4 Cyl.       | 87,00 mm  |
| 00192N2          | 791009-50-4 | Piston ring set              | Mercedes Benz 4 Cyl.              | 87,50 mm  |
| 001PI00103000    | 801018-00-1 | Piston                       | Mercedes Benz                     | 85,00 mm  |
| 001PI00103002    | 801018-50-1 | Piston                       | Mercedes Benz                     | 85,50 mm  |
| 001RS001110N0    | 791277-00-4 | Piston ring set              | Mercedes Benz 4 Cyl.              | 83,00 mm  |
| 001RS001360N0    | 791285-00-1 | Piston ring set              | Mercedes Benz 1 Cyl.              | 130,00 mm |
| 001RS001630N0    | 791272-00-4 | Piston ring set              | Mercedes Benz 4 Cyl.              | 82,00 mm  |
| 001RS001750N0    | 791284-00-4 | Piston ring set              | Mercedes Benz 4 Cyl.              | 83,00 mm  |
| 001RS111140N0    | 791278-00-1 | Piston ring set              | Mercedes Benz 1 Cyl.              | 132,00 mm |
| 001RS111210N0    | 791283-00-4 | Piston ring set              | Mercedes Benz 4 Cyl.              | 83,00 mm  |
| 001WN21          | 951064-1    | Cylinder liner               | Mercedes Benz                     | 128,00 mm |
| 001WN21          | 951064-2    | Cylinder liner with seal set | Mercedes Benz                     | 128,00 mm |
| 001WV01          | 951025-4    | Cylinder liner               | Mercedes Benz                     | 87,00 mm  |
| 001WV03          | 951026-4    | Cylinder liner               | Mercedes Benz                     | 87,00 mm  |

**VERGLEICHNUMMERN  
CROSS-REFERENCE  
MAHLE - SM**

| Mahle cross ref. | SM Ref.:    | Product Category | Manufacturer Type                 | Bore dia. |
|------------------|-------------|------------------|-----------------------------------|-----------|
| 001WV04          | 951061-4    | Cylinder liner   | Mercedes Benz                     | 90,90 mm  |
| 001WV06          | 951063-4    | Cylinder liner   | Mercedes Benz                     | 75,00 mm  |
| 001WV09          | 951040-4    | Cylinder liner   | Mercedes Benz                     | 87,00 mm  |
| 00203N0          | 791053-00-6 | Piston ring set  | Mercedes Benz 6 Cyl.              | 82,90 mm  |
| 00203N1          | 791053-50-6 | Piston ring set  | Mercedes Benz 6 Cyl.              | 83,40 mm  |
| 00204N0          | 791053-00-6 | Piston ring set  | Mercedes Benz 6 Cyl.              | 82,90 mm  |
| 00204N1          | 793839-50-4 | Piston ring set  | Renault / Nissan 4 Cyl.           | 69,50 mm  |
| 00204N1          | 791053-50-6 | Piston ring set  | Mercedes Benz 6 Cyl.              | 83,40 mm  |
| 0020600          | 801026-00-1 | Piston           | Mercedes Benz                     | 87,00 mm  |
| 0020602          | 801026-50-1 | Piston           | Mercedes Benz                     | 87,50 mm  |
| 00208N0          | 791035-00-4 | Piston ring set  | Mercedes Benz 4 Cyl.              | 87,00 mm  |
| 00208N0          | 791036-00-5 | Piston ring set  | Mercedes Benz 5 Cyl.              | 87,00 mm  |
| 00208N1          | 791035-50-4 | Piston ring set  | Mercedes Benz 4 Cyl.              | 87,50 mm  |
| 00208N1          | 791036-50-5 | Piston ring set  | Mercedes Benz 5 Cyl.              | 87,50 mm  |
| 0021400          | 801023-00-1 | Piston           | Mercedes Benz                     | 89,00 mm  |
| 0021401          | 801023-50-1 | Piston           | Mercedes Benz                     | 89,50 mm  |
| 0021511          | 801023-50-1 | Piston           | Mercedes Benz                     | 89,50 mm  |
| 0021512          | 801023-10-1 | Piston           | Mercedes Benz                     | 90,00 mm  |
| 00215N0          | 791038-00-4 | Piston ring set  | Mercedes Benz 4 Cyl.              | 89,00 mm  |
| 00215N1          | 791038-50-4 | Piston ring set  | Mercedes Benz 4 Cyl.              | 89,50 mm  |
| 00215N2          | 791038-10-4 | Piston ring set  | Mercedes Benz 4 Cyl.              | 90,00 mm  |
| 0021720          | 801024-00-1 | Piston           | Mercedes Benz                     | 89,00 mm  |
| 0021721          | 801024-50-1 | Piston           | Mercedes Benz                     | 89,50 mm  |
| 00219G0          | 791049-00-6 | Piston ring set  | Mercedes Benz 6 Cyl.              | 88,50 mm  |
| 00219N0          | 791049-00-6 | Piston ring set  | Mercedes Benz 6 Cyl.              | 88,50 mm  |
| 00219N1          | 791049-50-6 | Piston ring set  | Mercedes Benz 6 Cyl.              | 89,00 mm  |
| 00219V0          | 791049-00-6 | Piston ring set  | Mercedes Benz 6 Cyl.              | 88,50 mm  |
| 00219V1          | 791049-50-6 | Piston ring set  | Mercedes Benz 6 Cyl.              | 89,00 mm  |
| 0022300          | 801042-00-1 | Piston           | Mercedes Benz                     | 87,00 mm  |
| 0022302          | 801042-50-1 | Piston           | Mercedes Benz                     | 87,50 mm  |
| 00223N0          | 791048-00-1 | Piston ring set  | Mercedes Benz 1 Cyl.              | 87,00 mm  |
| 00223N2          | 791048-50-1 | Piston ring set  | Mercedes Benz 1 Cyl.              | 87,50 mm  |
| 0022400          | 801070-00-1 | Piston           | Mercedes Benz / Ssang Yong        | 89,00 mm  |
| 0022401          | 801070-70-1 | Piston           | Mercedes Benz / Ssang Yong        | 89,70 mm  |
| 0022402          | 801070-50-1 | Piston           | Mercedes Benz / Ssang Yong        | 89,50 mm  |
| 00224N0          | 791016-00-5 | Piston ring set  | Mercedes Benz / Ssang Yong 5 Cyl. | 89,00 mm  |
| 00224N0          | 791059-00-1 | Piston ring set  | Mercedes Benz / Ssang Yong 1 Cyl. | 89,00 mm  |
| 00224N0          | 791059-00-4 | Piston ring set  | Mercedes Benz / Ssang Yong 4 Cyl. | 89,00 mm  |
| 00224N2          | 791016-50-5 | Piston ring set  | Mercedes Benz / Ssang Yong 5 Cyl. | 89,50 mm  |
| 00224N2          | 791059-50-1 | Piston ring set  | Mercedes Benz / Ssang Yong 1 Cyl. | 89,50 mm  |
| 00224N2          | 791059-50-4 | Piston ring set  | Mercedes Benz / Ssang Yong 4 Cyl. | 89,50 mm  |
| 0022501          | 801025-50-1 | Piston           | Mercedes Benz                     | 89,50 mm  |
| 0022502          | 801025-10-1 | Piston           | Mercedes Benz                     | 90,00 mm  |
| 00225N0          | 791038-00-4 | Piston ring set  | Mercedes Benz 4 Cyl.              | 89,00 mm  |
| 00225N1          | 791038-50-4 | Piston ring set  | Mercedes Benz 4 Cyl.              | 89,50 mm  |
| 00225N2          | 791038-10-4 | Piston ring set  | Mercedes Benz 4 Cyl.              | 90,00 mm  |
| 0024400          | 801027-00-1 | Piston           | Mercedes Benz                     | 90,90 mm  |
| 0024402          | 801027-50-1 | Piston           | Mercedes Benz                     | 91,50 mm  |
| 0024403          | 801027-70-1 | Piston           | Mercedes Benz                     | 91,70 mm  |
| 0024800          | 801074-00-1 | Piston           | Mercedes Benz                     | 91,00 mm  |
| 0024900          | 801061-00-1 | Piston           | Mercedes Benz                     | 90,90 mm  |
| 0024902          | 801061-50-1 | Piston           | Mercedes Benz                     | 91,50 mm  |
| 0024903          | 801061-70-1 | Piston           | Mercedes Benz                     | 91,70 mm  |
| 00249G0          | 791025-00-4 | Piston ring set  | Mercedes Benz 4 Cyl.              | 90,90 mm  |
| 00249G0          | 791026-00-5 | Piston ring set  | Mercedes Benz 5 Cyl.              | 90,90 mm  |
| 00249G1          | 791013-00-1 | Piston ring set  | Mercedes Benz 1 Cyl.              | 91,00 mm  |
| 00249G1          | 791013-00-4 | Piston ring set  | Mercedes Benz 4 Cyl.              | 91,00 mm  |
| 00249G1          | 791027-00-5 | Piston ring set  | Mercedes Benz 5 Cyl.              | 91,00 mm  |
| 00249G3          | 791013-50-1 | Piston ring set  | Mercedes Benz 1 Cyl.              | 91,50 mm  |
| 00249G3          | 791013-50-4 | Piston ring set  | Mercedes Benz 4 Cyl.              | 91,50 mm  |
| 00249G3          | 791025-50-4 | Piston ring set  | Mercedes Benz 4 Cyl.              | 91,50 mm  |
| 00249G3          | 791026-50-5 | Piston ring set  | Mercedes Benz 5 Cyl.              | 91,50 mm  |
| 00249N0          | 791025-00-4 | Piston ring set  | Mercedes Benz 4 Cyl.              | 90,90 mm  |

**VERGLEICHSNUMMERN  
CROSS-REFERENCE  
MAHLE - SM**

| Mahle cross ref. | SM Ref.:    | Product Category | Manufacturer Type                | Bore dia. |
|------------------|-------------|------------------|----------------------------------|-----------|
| 00249N0          | 791026-00-5 | Piston ring set  | Mercedes Benz 5 Cyl.             | 90,90 mm  |
| 00249N1          | 791013-00-1 | Piston ring set  | Mercedes Benz 1 Cyl.             | 91,00 mm  |
| 00249N1          | 791013-00-4 | Piston ring set  | Mercedes Benz 4 Cyl.             | 91,00 mm  |
| 00249N1          | 791027-00-5 | Piston ring set  | Mercedes Benz 5 Cyl.             | 91,00 mm  |
| 00249N3          | 791013-50-1 | Piston ring set  | Mercedes Benz 1 Cyl.             | 91,50 mm  |
| 00249N3          | 791013-50-4 | Piston ring set  | Mercedes Benz 4 Cyl.             | 91,50 mm  |
| 00249N3          | 791013-50-4 | Piston ring set  | Mercedes Benz 4 Cyl.             | 91,50 mm  |
| 00249N3          | 791025-50-4 | Piston ring set  | Mercedes Benz 4 Cyl.             | 91,50 mm  |
| 00249N3          | 791026-50-5 | Piston ring set  | Mercedes Benz 5 Cyl.             | 91,50 mm  |
| 00249V0          | 791025-00-4 | Piston ring set  | Mercedes Benz 4 Cyl.             | 90,90 mm  |
| 00249V0          | 791026-00-5 | Piston ring set  | Mercedes Benz 5 Cyl.             | 90,90 mm  |
| 00249V1          | 791013-00-1 | Piston ring set  | Mercedes Benz 1 Cyl.             | 91,00 mm  |
| 00249V1          | 791013-00-4 | Piston ring set  | Mercedes Benz 4 Cyl.             | 91,00 mm  |
| 00249V1          | 791027-00-5 | Piston ring set  | Mercedes Benz 5 Cyl.             | 91,00 mm  |
| 00249V3          | 791013-50-1 | Piston ring set  | Mercedes Benz 1 Cyl.             | 91,50 mm  |
| 00249V3          | 791013-50-4 | Piston ring set  | Mercedes Benz 4 Cyl.             | 91,50 mm  |
| 00249V3          | 791025-50-4 | Piston ring set  | Mercedes Benz 4 Cyl.             | 91,50 mm  |
| 00249V3          | 791026-50-5 | Piston ring set  | Mercedes Benz 5 Cyl.             | 91,50 mm  |
| 00256N0          | 791056-00-4 | Piston ring set  | Mercedes Benz 4 Cyl.             | 92,00 mm  |
| 0026400          | 801010-00-1 | Piston           | Kompressor / Mercedes Benz       | 94,00 mm  |
| 00264N0          | 791043-00-1 | Piston ring set  | Mercedes Benz 1 Cyl.             | 94,00 mm  |
| 00274N0          | 791094-00-4 | Piston ring set  | Mercedes Benz 4 Cyl.             | 95,50 mm  |
| 00274N1          | 791094-50-4 | Piston ring set  | Mercedes Benz 4 Cyl.             | 96,00 mm  |
| 00277N0          | 791040-00-4 | Piston ring set  | Mercedes Benz 4 Cyl.             | 95,50 mm  |
| 00277N1          | 791040-50-4 | Piston ring set  | Mercedes Benz 4 Cyl.             | 96,00 mm  |
| 00277N2          | 791040-10-4 | Piston ring set  | Mercedes Benz 4 Cyl.             | 96,50 mm  |
| 0027900          | 801066-00-1 | Piston           | Mercedes Benz                    | 97,50 mm  |
| 0027910          | 801066-50-1 | Piston           | Mercedes Benz                    | 98,00 mm  |
| 0028000          | 801078-00-1 | Piston           | Mercedes Benz                    | 97,50 mm  |
| 0028001          | 801078-50-1 | Piston           | Mercedes Benz                    | 98,00 mm  |
| 00280N0          | 791044-00-1 | Piston ring set  | Mercedes Benz / FAP-Famos 1 Cyl. | 97,50 mm  |
| 00280N1          | 791044-50-1 | Piston ring set  | Mercedes Benz 1 Cyl.             | 98,00 mm  |
| 00280V0          | 791044-00-1 | Piston ring set  | Mercedes Benz / FAP-Famos 1 Cyl. | 97,50 mm  |
| 00280V1          | 791044-50-1 | Piston ring set  | Mercedes Benz 1 Cyl.             | 98,00 mm  |
| 0028100          | 801076-00-1 | Piston           | Mercedes Benz                    | 97,50 mm  |
| 0029302          | 801073-50-1 | Piston           | Mercedes Benz                    | 87,50 mm  |
| 0029310          | 801051-00-1 | Piston           | Mercedes Benz                    | 87,00 mm  |
| 0029312          | 801051-50-1 | Piston           | Mercedes Benz                    | 87,50 mm  |
| 00293N0          | 791048-00-1 | Piston ring set  | Mercedes Benz 1 Cyl.             | 87,00 mm  |
| 00293N2          | 791048-50-1 | Piston ring set  | Mercedes Benz 1 Cyl.             | 87,50 mm  |
| 0029800          | 801068-00-1 | Piston           | Mercedes Benz                    | 97,50 mm  |
| 00298N0          | 791044-00-1 | Piston ring set  | Mercedes Benz / FAP-Famos 1 Cyl. | 97,50 mm  |
| 00298N1          | 791044-50-1 | Piston ring set  | Mercedes Benz 1 Cyl.             | 98,00 mm  |
| 0029900          | 801069-00-1 | Piston           | Mercedes Benz                    | 97,50 mm  |
| 002WV04          | 951070-4    | Cylinder liner   | Mercedes Benz                    | 89,00 mm  |
| 002WV06          | 951022-4    | Cylinder liner   | Mercedes Benz                    | 89,00 mm  |
| 0031500          | 801098-00-1 | Piston           | Mercedes Benz                    | 80,00 mm  |
| 00315N0          | 791071-00-4 | Piston ring set  | Mercedes Benz 4 Cyl.             | 80,00 mm  |
| 00315V0          | 791071-00-4 | Piston ring set  | Mercedes Benz 4 Cyl.             | 80,00 mm  |
| 0031600          | 801077-00-1 | Piston           | Mercedes Benz                    | 102,00 mm |
| 00316N0          | 791083-00-1 | Piston ring set  | Mercedes Benz 1 Cyl.             | 102,00 mm |
| 00316V0          | 791083-00-1 | Piston ring set  | Mercedes Benz 1 Cyl.             | 102,00 mm |
| 00322N0          | 791079-00-4 | Piston ring set  | Mercedes Benz 4 Cyl.             | 84,00 mm  |
| 0032392          | 811097-2    | Assembly         | Mercedes Benz                    | 130,00 mm |
| 0033600          | 801056-00-1 | Piston           | Mercedes Benz                    | 125,00 mm |
| 0033693          | 811056-2    | Assembly         | Mercedes Benz                    | 125,00 mm |
| 00337N0          | 791087-00-2 | Piston ring set  | Mercedes Benz 2 Cyl.             | 125,00 mm |
| 0034000          | 801058-00-1 | Piston           | Mercedes Benz                    | 125,00 mm |
| 00340V0          | 791230-00-1 | Piston ring set  | Mercedes Benz 1 Cyl.             | 125,00 mm |
| 0034200          | 801045-00-1 | Piston           | Mercedes Benz                    | 125,00 mm |
| 0034290          | 811083-2    | Assembly         | Mercedes Benz                    | 125,00 mm |
| 0034293          | 811045-2    | Assembly         | Mercedes Benz                    | 125,00 mm |
| 0034293          | 811083-2    | Assembly         | Mercedes Benz                    | 125,00 mm |

**VERGLEICHSNUMMERN  
CROSS-REFERENCE  
MAHLE - SM**

| Mahle cross ref. | SM Ref.:    | Product Category | Manufacturer Type                | Bore dia. |
|------------------|-------------|------------------|----------------------------------|-----------|
| 0034296          | 811045-2    | Assembly         | Mercedes Benz                    | 125,00 mm |
| 0034500          | 801044-00-1 | Piston           | Mercedes Benz                    | 125,00 mm |
| 0034593          | 811044-2    | Assembly         | Mercedes Benz                    | 125,00 mm |
| 00345G0          | 791019-00-1 | Piston ring set  | Mercedes Benz 1 Cyl.             | 125,00 mm |
| 00345N0          | 791019-00-1 | Piston ring set  | Mercedes Benz 1 Cyl.             | 125,00 mm |
| 00345V0          | 791019-00-1 | Piston ring set  | Mercedes Benz 1 Cyl.             | 125,00 mm |
| 0035400          | 801035-00-1 | Piston           | Mercedes Benz                    | 128,00 mm |
| 0035412          | 801035-50-1 | Piston           | Mercedes Benz                    | 128,50 mm |
| 0035413          | 801035-10-1 | Piston           | Mercedes Benz                    | 129,00 mm |
| 00354G0          | 791020-00-1 | Piston ring set  | Mercedes Benz 1 Cyl.             | 128,00 mm |
| 00354G2          | 791020-50-1 | Piston ring set  | Mercedes Benz 1 Cyl.             | 128,50 mm |
| 00354G3          | 791020-10-1 | Piston ring set  | Mercedes Benz 1 Cyl.             | 129,00 mm |
| 00354N0          | 791020-00-1 | Piston ring set  | Mercedes Benz 1 Cyl.             | 128,00 mm |
| 00354N2          | 791020-50-1 | Piston ring set  | Mercedes Benz 1 Cyl.             | 128,50 mm |
| 00354N3          | 791020-10-1 | Piston ring set  | Mercedes Benz 1 Cyl.             | 129,00 mm |
| 00354V0          | 791020-00-1 | Piston ring set  | Mercedes Benz 1 Cyl.             | 128,00 mm |
| 00354V0          | 791020-00-1 | Piston ring set  | Mercedes Benz 1 Cyl.             | 128,00 mm |
| 00354V2          | 791020-50-1 | Piston ring set  | Mercedes Benz 1 Cyl.             | 128,50 mm |
| 00354V3          | 791020-10-1 | Piston ring set  | Mercedes Benz 1 Cyl.             | 129,00 mm |
| 0036200          | 801057-00-1 | Piston           | Mercedes Benz                    | 125,00 mm |
| 0036290          | 811057-2    | Assembly         | Mercedes Benz                    | 125,00 mm |
| 00362N0          | 791070-00-1 | Piston ring set  | Mercedes Benz 1 Cyl.             | 125,00 mm |
| 00362V0          | 791022-00-1 | Piston ring set  | Mercedes Benz 1 Cyl.             | 125,00 mm |
| 0036400          | 801092-00-1 | Piston           | Mercedes Benz                    | 128,00 mm |
| 0036490          | 811092-2    | Assembly         | Mercedes Benz                    | 128,00 mm |
| 0036493          | 811092-2    | Assembly         | Mercedes Benz                    | 128,00 mm |
| 0036500          | 801049-00-1 | Piston           | Mercedes Benz                    | 128,00 mm |
| 0036511          | 801049-50-1 | Piston           | Mercedes Benz                    | 128,50 mm |
| 0036512          | 801049-10-1 | Piston           | Mercedes Benz                    | 129,00 mm |
| 0036610          | 801046-00-1 | Piston           | Mercedes Benz                    | 128,00 mm |
| 0036680          | 811046-2    | Assembly         | Mercedes Benz                    | 128,00 mm |
| 0036683          | 811084-2    | Assembly         | Mercedes Benz                    | 128,00 mm |
| 0036690          | 811046-2    | Assembly         | Mercedes Benz                    | 128,00 mm |
| 0036693          | 811046-2    | Assembly         | Mercedes Benz                    | 128,00 mm |
| 00366V0          | 791062-00-1 | Piston ring set  | Mercedes Benz 1 Cyl.             | 128,00 mm |
| 0036700          | 801047-00-1 | Piston           | Mercedes Benz                    | 128,00 mm |
| 0036793          | 811085-2    | Assembly         | Mercedes Benz                    | 128,00 mm |
| 0036795          | 811047-2    | Assembly         | Mercedes Benz                    | 128,00 mm |
| 0037490          | 811086-2    | Assembly         | Mercedes Benz                    | 128,00 mm |
| 0037600          | 801048-00-1 | Piston           | Mercedes Benz                    | 128,00 mm |
| 0037690          | 811086-2    | Assembly         | Mercedes Benz                    | 128,00 mm |
| 0037693          | 811048-2    | Assembly         | Mercedes Benz                    | 128,00 mm |
| 00376N0          | 791033-00-1 | Piston ring set  | Mercedes Benz / FAP-Famos 1 Cyl. | 128,00 mm |
| 00376N0          | 791287-00-1 | Piston ring set  | Mercedes Benz 1 Cyl.             | 128,00 mm |
| 00376V0          | 791062-00-1 | Piston ring set  | Mercedes Benz 1 Cyl.             | 128,00 mm |
| 0037700          | 801052-00-1 | Piston           | Mercedes Benz                    | 128,00 mm |
| 0037790          | 811087-2    | Assembly         | Mercedes Benz                    | 128,00 mm |
| 0037793          | 811052-2    | Assembly         | Mercedes Benz                    | 128,00 mm |
| 0037800          | 801062-00-1 | Piston           | Mercedes Benz                    | 130,00 mm |
| 0037890          | 811062-2    | Assembly         | Mercedes Benz                    | 130,00 mm |
| 00378N0          | 791060-00-1 | Piston ring set  | Mercedes Benz 1 Cyl.             | 130,00 mm |
| 0038000          | 801050-00-1 | Piston           | Mercedes Benz                    | 128,00 mm |
| 0038500          | 801094-00-1 | Piston           | Mercedes Benz                    | 128,00 mm |
| 0038590          | 811094-2    | Assembly         | Mercedes Benz                    | 128,00 mm |
| 0038600          | 801095-00-1 | Piston           | Mercedes Benz                    | 128,00 mm |
| 0038690          | 811095-2    | Assembly         | Mercedes Benz                    | 128,00 mm |
| 0038900          | 801096-00-1 | Piston           | Mercedes Benz                    | 130,00 mm |
| 0038990          | 811096-2    | Assembly         | Mercedes Benz                    | 130,00 mm |
| 0039000          | 801054-00-1 | Piston           | Mercedes Benz                    | 128,00 mm |
| 0039090          | 811054-2    | Assembly         | Mercedes Benz                    | 128,00 mm |
| 0039100          | 801052-00-1 | Piston           | Mercedes Benz                    | 128,00 mm |
| 0039190          | 811052-2    | Assembly         | Mercedes Benz                    | 128,00 mm |
| 0039200          | 801053-00-1 | Piston           | Mercedes Benz                    | 128,00 mm |

**VERGLEICHSNUMMERN  
CROSS-REFERENCE  
MAHLE - SM**

| Mahle cross ref. | SM Ref.:    | Product Category             | Manufacturer Type                | Bore dia. |
|------------------|-------------|------------------------------|----------------------------------|-----------|
| 0039290          | 811053-2    | Assembly                     | Mercedes Benz                    | 128,00 mm |
| 0039300          | 801050-00-1 | Piston                       | Mercedes Benz                    | 128,00 mm |
| 0039390          | 811050-2    | Assembly                     | Mercedes Benz                    | 128,00 mm |
| 0039400          | 801083-00-1 | Piston                       | Smart 599 ccm                    | 63,50 mm  |
| 0039401          | 801083-25-1 | Piston                       | Smart 599 ccm                    | 63,75 mm  |
| 0039402          | 801083-50-1 | Piston                       | Smart 599 ccm                    | 64,00 mm  |
| 00394N0          | 791081-00-3 | Piston ring set              | Mercedes Benz / Smart 3 Cyl.     | 63,50 mm  |
| 00394N1          | 791081-25-3 | Piston ring set              | Mercedes Benz / Smart 3 Cyl.     | 63,75 mm  |
| 00394N2          | 791081-50-3 | Piston ring set              | Mercedes Benz / Smart 3 Cyl.     | 64,00 mm  |
| 0039700          | 801080-00-1 | Piston                       | Mercedes Benz                    | 102,00 mm |
| 0039900          | 801084-00-1 | Piston                       | Smart 698 ccm                    | 66,50 mm  |
| 0039901          | 801084-25-1 | Piston                       | Smart 698 ccm                    | 66,75 mm  |
| 0039902          | 801084-50-1 | Piston                       | Smart 698 ccm                    | 67,00 mm  |
| 00399N0          | 791251-00-3 | Piston ring set              | Mercedes Benz / Smart 3 Cyl.     | 66,50 mm  |
| 00399N1          | 791251-25-3 | Piston ring set              | Mercedes Benz / Smart 3 Cyl.     | 66,75 mm  |
| 00399N2          | 791251-50-3 | Piston ring set              | Mercedes Benz / Smart 3 Cyl.     | 67,00 mm  |
| 003WN14          | 951043-1    | Cylinder liner               | Mercedes Benz                    | 125,00 mm |
| 003WN14          | 951043-2    | Cylinder liner with seal set | Mercedes Benz                    | 125,00 mm |
| 003WN15          | 951046-1    | Cylinder liner               | Mercedes Benz                    | 128,00 mm |
| 003WN15          | 951046-2    | Cylinder liner with seal set | Mercedes Benz                    | 128,00 mm |
| 003WN16          | 951056-1    | Cylinder liner               | Mercedes Benz                    | 125,00 mm |
| 003WN16          | 951056-2    | Cylinder liner with seal set | Mercedes Benz                    | 125,00 mm |
| 003WN23          | 951062-1    | Cylinder liner               | Mercedes Benz                    | 130,00 mm |
| 003WN23          | 951062-2    | Cylinder liner with seal set | Mercedes Benz                    | 130,00 mm |
| 003WN24          | 951045-1    | Cylinder liner               | Mercedes Benz                    | 125,00 mm |
| 003WN24          | 951045-2    | Cylinder liner with seal set | Mercedes Benz                    | 125,00 mm |
| 003WN25          | 951044-1    | Cylinder liner               | Mercedes Benz                    | 128,00 mm |
| 003WN25          | 951044-2    | Cylinder liner with seal set | Mercedes Benz                    | 128,00 mm |
| 003WN2501        | 951044-2    | Cylinder liner with seal set | Mercedes Benz                    | 128,00 mm |
| 003WN26          | 951092-1    | Cylinder liner               | Mercedes Benz                    | 128,00 mm |
| 003WN26          | 951092-2    | Cylinder liner with seal set | Mercedes Benz                    | 128,00 mm |
| 003WN30          | 951093-1    | Cylinder liner               | Mercedes Benz                    | 130,00 mm |
| 003WN31          | 951095-1    | Cylinder liner               | Mercedes Benz                    | 130,00 mm |
| 003WN32          | 951094-1    | Cylinder Liner               | Mercedes Benz                    | 130,00 mm |
| 003WN32          | 951094-2    | Cylinder liner with seal set | Mercedes Benz                    | 130,00 mm |
| 003WN37          | 951095-1    | Cylinder liner               | Mercedes Benz                    | 130,00 mm |
| 003WN38          | 951094-1    | Cylinder Liner               | Mercedes Benz                    | 130,00 mm |
| 003WN38          | 951094-2    | Cylinder liner with seal set | Mercedes Benz                    | 130,00 mm |
| 003WV09          | 951035-1    | Cylinder liner               | Mercedes Benz                    | 128,00 mm |
| 00406N0          | 791098-00-4 | Piston ring set              | Mercedes Benz 4 Cyl.             | 82,00 mm  |
| 00409V0          | 791270-00-1 | Piston ring set              | Mercedes Benz 1 Cyl.             | 128,00 mm |
| 00411N0          | 791001-00-1 | Piston ring set              | Mercedes Benz 1 Cyl.             | 77,00 mm  |
| 0041300          | 801039-00-1 | Piston                       | Mercedes Benz                    | 100,00 mm |
| 0041390          | 811039-1    | Assembly                     | Mercedes Benz / MAN              | 100,00 mm |
| 00413N0          | 795428-00-1 | Piston ring set              | Air Compressor 1 Cyl.            | 100,00 mm |
| 00413V0          | 795428-00-1 | Piston ring set              | Air Compressor 1 Cyl.            | 100,00 mm |
| 00414N0          | 791042-00-1 | Piston ring set              | Mercedes Benz 1 Cyl.             | 90,00 mm  |
| 00414N0          | 791047-00-1 | Piston ring set              | Mercedes Benz 1 Cyl.             | 90,00 mm  |
| 00414V0          | 791042-00-1 | Piston ring set              | Mercedes Benz 1 Cyl.             | 90,00 mm  |
| 00414V0          | 791047-00-1 | Piston ring set              | Mercedes Benz 1 Cyl.             | 90,00 mm  |
| 00414V1          | 791042-50-1 | Piston ring set              | Air Compressor 1 Cyl.            | 90,50 mm  |
| 00414V1          | 791047-50-1 | Piston ring set              | Mercedes Benz 1 Cyl.             | 90,50 mm  |
| 00414V2          | 791042-10-1 | Piston ring set              | Air Compressor 1 Cyl.            | 91,00 mm  |
| 00414V2          | 791047-10-1 | Piston ring set              | Mercedes Benz 1 Cyl.             | 91,00 mm  |
| 0041500          | 801037-00-1 | Piston                       | Mercedes Benz                    | 90,00 mm  |
| 0041590          | 811037-1    | Assembly                     | Mercedes Benz / MAN              | 90,00 mm  |
| 0041592          | 811038-1    | Assembly                     | Mercedes Benz / MAN              | 90,00 mm  |
| 00415N0          | 795403-00-1 | Piston ring set              | Westinghouse 1 Cyl.              | 90,00 mm  |
| 0042600          | 801039-00-1 | Piston                       | Mercedes Benz                    | 100,00 mm |
| 0042600          | 801043-00-1 | Piston                       | Kompressor / MAN / Mercedes Benz | 100,00 mm |
| 0042690          | 811039-1    | Assembly                     | Mercedes Benz / MAN              | 100,00 mm |
| 0042692          | 811090-1    | Assembly                     | Kompressor MAN / Mercedes Benz   | 100,00 mm |
| 00426N0          | 795429-00-1 | Piston ring set              | Air Compressor 1 Cyl.            | 100,00 mm |

**VERGLEICHSNUMMERN  
CROSS-REFERENCE  
MAHLE - SM**

| Mahle cross ref. | SM Ref.:    | Product Category | Manufacturer Type                | Bore dia. |
|------------------|-------------|------------------|----------------------------------|-----------|
| 0044502          | 801032-00-1 | Piston           | Mercedes Benz                    | 98,00 mm  |
| 0044503          | 801032-50-1 | Piston           | Mercedes Benz                    | 98,50 mm  |
| 0044510          | 801031-00-1 | Piston           | Mercedes Benz                    | 97,00 mm  |
| 0044511          | 801031-50-1 | Piston           | Mercedes Benz                    | 97,50 mm  |
| 00445G0          | 791017-00-1 | Piston ring set  | Mercedes Benz / FAP-Famos 1 Cyl. | 97,00 mm  |
| 00445G1          | 791017-50-1 | Piston ring set  | Mercedes Benz / FAP-Famos 1 Cyl. | 97,50 mm  |
| 00445G2          | 791017-10-1 | Piston ring set  | Mercedes Benz / FAP-Famos 1 Cyl. | 98,00 mm  |
| 00445N0          | 791017-00-1 | Piston ring set  | Mercedes Benz / FAP-Famos 1 Cyl. | 97,00 mm  |
| 00445N1          | 791017-50-1 | Piston ring set  | Mercedes Benz / FAP-Famos 1 Cyl. | 97,50 mm  |
| 00445N2          | 791017-10-1 | Piston ring set  | Mercedes Benz / FAP-Famos 1 Cyl. | 98,00 mm  |
| 00445V0          | 791017-00-1 | Piston ring set  | Mercedes Benz / FAP-Famos 1 Cyl. | 97,00 mm  |
| 00445V2          | 791017-10-1 | Piston ring set  | Mercedes Benz / FAP-Famos 1 Cyl. | 98,00 mm  |
| 0045000          | 801072-00-1 | Piston           | Mercedes Benz                    | 97,00 mm  |
| 0045001          | 801072-50-1 | Piston           | Mercedes Benz                    | 97,50 mm  |
| 0045002          | 801072-10-1 | Piston           | Mercedes Benz                    | 98,00 mm  |
| 00450N0          | 791031-00-1 | Piston ring set  | Mercedes Benz / FAP-Famos 1 Cyl. | 97,00 mm  |
| 00450N0          | 791086-00-2 | Piston ring set  | Mercedes Benz 2 Cyl.             | 97,00 mm  |
| 00450V0          | 791031-00-1 | Piston ring set  | Mercedes Benz / FAP-Famos 1 Cyl. | 97,00 mm  |
| 00450V0          | 791086-00-2 | Piston ring set  | Mercedes Benz 2 Cyl.             | 97,00 mm  |
| 00450V1          | 791031-50-1 | Piston ring set  | Mercedes Benz 1 Cyl.             | 97,50 mm  |
| 00450V1          | 791044-00-1 | Piston ring set  | Mercedes Benz / FAP-Famos 1 Cyl. | 97,50 mm  |
| 00450V2          | 791031-10-1 | Piston ring set  | Mercedes Benz 1 Cyl.             | 98,00 mm  |
| 00450V2          | 791044-50-1 | Piston ring set  | Mercedes Benz 1 Cyl.             | 98,00 mm  |
| 0045100          | 801075-00-1 | Piston           | Mercedes Benz                    | 97,00 mm  |
| 0045101          | 801075-50-1 | Piston           | Mercedes Benz                    | 97,50 mm  |
| 0045102          | 801075-10-1 | Piston           | Mercedes Benz                    | 98,00 mm  |
| 00451N0          | 791030-00-1 | Piston ring set  | Mercedes Benz / FAP-Famos 1 Cyl. | 97,00 mm  |
| 00451N1          | 791030-50-1 | Piston ring set  | Mercedes Benz 1 Cyl.             | 97,50 mm  |
| 00451N2          | 791030-10-1 | Piston ring set  | Mercedes Benz 1 Cyl.             | 98,00 mm  |
| 0045400          | 801033-00-1 | Piston           | Mercedes Benz                    | 97,00 mm  |
| 0045401          | 801033-50-1 | Piston           | Mercedes Benz                    | 97,50 mm  |
| 0045402          | 801033-10-1 | Piston           | Mercedes Benz                    | 98,00 mm  |
| 0045700          | 801014-00-1 | Piston           | Mercedes Benz                    | 88,00 mm  |
| 0045702          | 801014-50-1 | Piston           | Mercedes Benz                    | 88,50 mm  |
| 0045900          | 801015-00-1 | Piston           | Mercedes Benz                    | 88,00 mm  |
| 0045902          | 801015-50-1 | Piston           | Mercedes Benz                    | 88,50 mm  |
| 0046700          | 801087-00-1 | Piston           | Mercedes Benz                    | 130,00 mm |
| 0046790          | 811088-2    | Assembly         | Mercedes Benz                    | 130,00 mm |
| 004WN05          | 951037-1    | Cylinder liner   | Mercedes Benz / MAN              | 90,00 mm  |
| 004WR06          | 951038-1    | Cylinder liner   | Mercedes Benz / MAN              | 90,00 mm  |
| 004WR16          | 951036-1    | Cylinder liner   | Mercedes Benz / MAN              | 100,00 mm |
| 004WR17          | 951090-1    | Cylinder liner   | Kompressor MAN / Mercedes Benz   | 100,00 mm |
| 004WV08          | 951030-1    | Cylinder liner   | Mercedes Benz                    | 97,00 mm  |
| 004WV09          | 951067-1    | Cylinder Liner   | Mercedes Benz                    | 97,00 mm  |
| 004WV13          | 951067-10-1 | Cylinder Liner   | Mercedes Benz                    | 97,00 mm  |
| 004WV14          | 951071-4    | Cylinder liner   | Mercedes Benz                    | 89,00 mm  |
| 004WV18          | 951096-1    | Cylinder liner   | Mercedes Benz                    | 102,00 mm |
| 0052400          | 801055-00-1 | Piston           | Mercedes Benz                    | 92,90 mm  |
| 00524N0          | 791260-00-6 | Piston ring set  | Mercedes Benz 6 Cyl.             | 92,90 mm  |
| 0052500          | 801064-00-1 | Piston           | Mercedes Benz                    | 128,00 mm |
| 0052590          | 811064-2    | Assembly         | Mercedes Benz                    | 128,00 mm |
| 0052600          | 801088-00-1 | Piston           | Mercedes Benz                    | 130,00 mm |
| 0052690          | 811098-2    | Assembly         | Mercedes Benz                    | 130,00 mm |
| 0052692          | 811099-2    | Assembly         | Mercedes Benz                    | 130,00 mm |
| 00526N0          | 791090-00-1 | Piston ring set  | Mercedes Benz 1 Cyl.             | 130,00 mm |
| 00526N0          | 791285-00-1 | Piston ring set  | Mercedes Benz 1 Cyl.             | 130,00 mm |
| 0052700          | 801059-00-1 | Piston           | Mercedes Benz                    | 106,00 mm |
| 0052800          | 801060-00-1 | Piston           | Mercedes Benz                    | 106,00 mm |
| 00528N0          | 791263-00-2 | Piston ring set  | Mercedes Benz 2 Cyl.             | 106,00 mm |
| 00531N0          | 791276-00-4 | Piston ring set  | Mercedes Benz 4 Cyl.             | 88,00 mm  |
| 0053200          | 801085-00-1 | Piston           | Mercedes Benz                    | 128,00 mm |
| 00538N0          | 791271-00-2 | Piston ring set  | Mercedes Benz 2 Cyl.             | 102,00 mm |
| 005WN09          | 951098-1    | Cylinder liner   | Mercedes-Benz                    | 128,00 mm |

**VERGLEICHSNUMMERN  
CROSS-REFERENCE  
MAHLE - SM**

| Mahle cross ref. | SM Ref.:    | Product Category             | Manufacturer Type                                 | Bore dia. |
|------------------|-------------|------------------------------|---|-----------|
| 005WN10          | 951097-1    | Cylinder liner               | Mercedes Benz                                     | 130,00 mm |
| 005WN10          | 951097-2    | Cylinder liner with seal set | Mercedes Benz                                     | 130,00 mm |
| 0072000          | 802001-00-1 | Piston                       | Fiat / Zastava                                    | 65,00 mm  |
| 0072001          | 802001-40-1 | Piston                       | Fiat / Zastava                                    | 65,40 mm  |
| 0072002          | 802001-60-1 | Piston                       | Fiat / Zastava                                    | 65,60 mm  |
| 00720N0          | 792005-00-4 | Piston ring set              | Fiat 4 Cyl.                                       | 65,00 mm  |
| 00720N2          | 792005-60-4 | Piston ring set              | Fiat 4 Cyl.                                       | 65,60 mm  |
| 00720V0          | 792005-00-4 | Piston ring set              | Fiat 4 Cyl.                                       | 65,00 mm  |
| 00726N0          | 792062-00-4 | Piston ring set              | Fiat 4 Cyl.                                       | 70,00 mm  |
| 00726N0          | 793703-00-4 | Piston ring set              | Peugeot / Citroen 4 Cyl.                          | 70,00 mm  |
| 0073200          | 802056-00-1 | Piston                       | Fiat  | 76,00 mm  |
| 00732N0          | 792056-00-4 | Piston ring set              | Fiat 4 Cyl.                                       | 76,00 mm  |
| 0075800          | 802007-00-1 | Piston                       | Fiat / Iveco / Zastava                            | 80,00 mm  |
| 0075801          | 802007-40-1 | Piston                       | Fiat / Iveco / Zastava                            | 80,40 mm  |
| 0075802          | 802007-60-1 | Piston                       | Fiat / Iveco / Zastava                            | 80,60 mm  |
| 0075803          | 802007-80-1 | Piston                       | Fiat / Iveco / Zastava                            | 80,80 mm  |
| 0075806          | 802007-20-1 | Piston                       | Fiat / Iveco / Zastava                            | 80,20 mm  |
| 00765N0          | 792022-00-4 | Piston ring set              | Fiat / Seat 4 Cyl.                                | 80,00 mm  |
| 00765N1          | 792022-40-4 | Piston ring set              | Fiat 4 Cyl.                                       | 80,40 mm  |
| 00765N2          | 792022-60-4 | Piston ring set              | Fiat 4 Cyl.                                       | 80,60 mm  |
| 00765N3          | 792022-80-4 | Piston ring set              | Fiat 4 Cyl.                                       | 80,80 mm  |
| 00765N6          | 792022-20-4 | Piston ring set              | Fiat 4 Cyl.                                       | 80,20 mm  |
| 00780N1          | 792045-00-4 | Piston ring set              | Fiat 4 Cyl.                                       | 86,40 mm  |
| 00780N4          | 792045-60-4 | Piston ring set              | Fiat 4 Cyl.                                       | 87,00 mm  |
| 00785N0          | 792051-00-1 | Piston ring set              | Fiat / UTB 1 Cyl.                                 | 95,00 mm  |
| 00785N0          | 792051-00-1 | Piston ring set              | Fiat / UTB 1 Cyl.                                 | 95,00 mm  |
| 0079300          | 802014-00-1 | Piston                       | Fiat  | 100,00 mm |
| 0079400          | 802049-00-1 | Piston                       | Fiat / IVECO                                      | 103,00 mm |
| 00794N0          | 792049-00-1 | Piston ring set              | Fiat 1 Cyl.                                       | 103,00 mm |
| 0079700          | 802014-00-1 | Piston                       | Fiat  | 100,00 mm |
| 00797V0          | 792050-00-1 | Piston ring set              | Fiat-Iveco 1 Cyl.                                 | 100,00 mm |
| 00797V1          | 792050-60-1 | Piston ring set              | Fiat-Iveco 1 Cyl.                                 | 100,60 mm |
| 0079800          | 802052-00-1 | Piston                       | Fiat  | 93,00 mm  |
| 00798N0          | 792052-00-4 | Piston ring set              | Fiat / Alfa / Iveco / Renault / RVI / Seat 4 Cyl. | 93,00 mm  |
| 00798V0          | 792052-00-4 | Piston ring set              | Fiat / Alfa / Iveco / Renault / RVI / Seat 4 Cyl. | 93,00 mm  |
| 007RS001050N0    | 792019-00-1 | Piston ring set              | Fiat 1 Cyl.                                       | 125,00 mm |
| 007RS001470N0    | 792037-00-1 | Piston ring set              | Fiat-Iveco 1 Cyl                                  | 135,00 mm |
| 007RS001620N0    | 792087-00-4 | Piston ring set              | Alfa Romeo / Fiat / Opel 4 Cyl.                   | 79,50 mm  |
| 007WN74          | 952010-1    | Cylinder liner               | Fiat / Iveco                                      | 125,00 mm |
| 007WN75          | 952008-1    | Cylinder liner               | Fiat / Iveco                                      | 135,00 mm |
| 007WT24          | 952068-1    | Cylinder liner               | Fiat / Iveco                                      | 137,00 mm |
| 007WT57          | 952060-1    | Cylinder liner               | Fiat / Iveco                                      | 130,00 mm |
| 007WV09          | 952003-1    | Cylinder liner               | Fiat  | 100,00 mm |
| 007WV43          | 952001-1    | Cylinder liner               | Fiat  | 93,00 mm  |
| 007WV46          | 952002-4    | Cylinder liner               | Fiat  | 93,00 mm  |
| 007WV48          | 952004-1    | Cylinder liner               | Fiat  | 104,00 mm |
| 007WV56          | 952006-4    | Cylinder liner               | Fiat  | 94,40 mm  |
| 00805N0          | 792001-00-4 | Piston ring set              | Fiat / Renault / Alfa 4 Cyl.                      | 93,00 mm  |
| 00805V0          | 792001-00-4 | Piston ring set              | Fiat / Renault / Alfa 4 Cyl.                      | 93,00 mm  |
| 0080600          | 802011-00-1 | Piston                       | Fiat  | 93,00 mm  |
| 00806N0          | 792002-00-4 | Piston ring set              | Alfa / Fiat / Opel / Renault 4 Cyl.               | 93,00 mm  |
| 00806N1          | 792002-40-4 | Piston ring set              | Fiat 4 Cyl.                                       | 93,40 mm  |
| 00826N0          | 792075-00-2 | Piston ring set              | Fiat-Iveco 2 Cyl.                                 | 104,00 mm |
| 00834N0          | 792028-00-2 | Piston ring set              | Fiat 2 Cyl.                                       | 120,00 mm |
| 0083500          | 802015-00-1 | Piston                       | Fiat  | 104,00 mm |
| 00835N0          | 792020-00-1 | Piston ring set              | Fiat 1 Cyl.                                       | 104,00 mm |
| 00835V0          | 792020-00-1 | Piston ring set              | Fiat 1 Cyl.                                       | 104,00 mm |
| 00843N0          | 792033-00-1 | Piston ring set              | Fiat 1 Cyl.                                       | 137,00 mm |
| 0084600          | 802047-00-1 | Piston                       | Fiat / IVECO                                      | 137,00 mm |
| 00846N0          | 792044-00-1 | Piston ring set              | Fiat-Iveco 1 Cyl.                                 | 137,00 mm |
| 00846N0          | 792047-00-1 | Piston ring set              | Fiat 1 Cyl.                                       | 137,00 mm |
| 00846V0          | 792044-00-1 | Piston ring set              | Fiat-Iveco 1 Cyl.                                 | 137,00 mm |
| 00846V0          | 792047-00-1 | Piston ring set              | Fiat 1 Cyl.                                       | 137,00 mm |



**VERGLEICHSNUMMERN  
CROSS-REFERENCE  
MAHLE - SM**

| Mahle cross ref. | SM Ref.:    | Product Category | Manufacturer Type                                  | Bore dia. |
|------------------|-------------|------------------|--|-----------|
| 00856N0          | 792802-00-1 | Piston ring set  | VZ 2101-07 / 4 Cyl. 76,00 mm                       | 76,00 mm  |
| 00856N0          | 792802-00-4 | Piston ring set  | Lada 4 Cyl.  | 76,00 mm  |
| 00856N1          | 792802-40-1 | Piston ring set  | VZ 2101-07 / 4 Cyl. 76,40 mm                       | 76,40 mm  |
| 00856N1          | 792802-40-4 | Piston ring set  | Lada 4 Cyl.  | 76,40 mm  |
| 00856N3          | 792802-80-1 | Piston ring set  | VZ 2101-07 / 4 Cyl. 76,80 mm                       | 76,80 mm  |
| 00856N3          | 792802-80-4 | Piston ring set  | Lada 4 Cyl.  | 76,80 mm  |
| 00856V0          | 792802-00-1 | Piston ring set  | VZ 2101-07 / 4 Cyl. 76,00 mm                       | 76,00 mm  |
| 00856V0          | 792802-00-4 | Piston ring set  | Lada 4 Cyl.  | 76,00 mm  |
| 00856V2          | 792802-40-1 | Piston ring set  | VZ 2101-07 / 4 Cyl. 76,40 mm                       | 76,40 mm  |
| 00856V2          | 792802-40-4 | Piston ring set  | Lada 4 Cyl.  | 76,40 mm  |
| 00865N0          | 792024-00-4 | Piston ring set  | Alfa / Fiat / Lancia / Seat 4 Cyl.                 | 84,00 mm  |
| 0087500          | 802006-00-1 | Piston           | Citroen / Fiat                                     | 86,40 mm  |
| 0087501          | 802006-40-1 | Piston           | Citroen / Fiat                                     | 86,80 mm  |
| 0087600          | 802003-00-1 | Piston           | Fiat   | 80,50 mm  |
| 0087601          | 802003-40-1 | Piston           | Fiat   | 80,90 mm  |
| 00876N0          | 792003-00-4 | Piston ring set  | Fiat 4 Cyl.  | 80,50 mm  |
| 0087900          | 802037-00-1 | Piston           | Fiat   | 82,60 mm  |
| 00890N0          | 792061-00-4 | Piston ring set  | Fiat 4 Cyl.  | 65,00 mm  |
| 0089400          | 802012-00-1 | Piston           | Fiat   | 93,00 mm  |
| 00894V0          | 792001-00-4 | Piston ring set  | Fiat / Renault / Alfa 4 Cyl.                       | 93,00 mm  |
| 0089600          | 802048-00-1 | Piston           | Fiat / IVECO                                       | 137,00 mm |
| 0089900          | 802002-00-1 | Piston           | Fiat   | 70,00 mm  |
| 0089901          | 802002-40-1 | Piston           | Fiat   | 70,40 mm  |
| 00903N0          | 792024-00-4 | Piston ring set  | Alfa / Fiat / Lancia / Seat 4 Cyl.                 | 84,00 mm  |
| 0090700          | 802013-00-1 | Piston           | Fiat   | 93,00 mm  |
| 00913N0          | 792066-00-4 | Piston ring set  | Fiat 4 Cyl.  | 82,60 mm  |
| 00913N2          | 792066-60-4 | Piston ring set  | Fiat 4 Cyl.  | 83,20 mm  |
| 00913V0          | 792066-00-4 | Piston ring set  | Fiat 4 Cyl.  | 82,60 mm  |
| 00913V2          | 792066-60-4 | Piston ring set  | Fiat 4 Cyl.  | 83,20 mm  |
| 0091900          | 802005-00-1 | Piston           | Fiat   | 84,00 mm  |
| 00925N0          | 792004-00-4 | Piston ring set  | Fiat 4 Cyl.  | 82,60 mm  |
| 0092700          | 802049-00-1 | Piston           | Fiat / IVECO                                       | 103,00 mm |
| 00934N0          | 792033-00-1 | Piston ring set  | Fiat 1 Cyl.  | 137,00 mm |
| 0093600          | 802036-00-1 | Piston           | Fiat / Lancia                                      | 70,00 mm  |
| 00936N0          | 792083-00-4 | Piston ring set  | Fiat / Lancia 4 Cyl.                               | 70,00 mm  |
| 00936N1          | 792083-40-4 | Piston ring set  | Fiat / Lancia 4 Cyl.                               | 70,40 mm  |
| 0094100          | 802022-00-1 | Piston           | Fiat / Lancia                                      | 70,80 mm  |
| 0094101          | 802022-40-1 | Piston           | Fiat / Lancia                                      | 71,20 mm  |
| 0094102          | 802022-60-1 | Piston           | Fiat / Lancia                                      | 71,40 mm  |
| 00941N0          | 792084-00-4 | Piston ring set  | Fiat 4 Cyl.  | 70,80 mm  |
| 00942N0          | 792018-00-2 | Piston ring set  | Fiat / Iveco 2 Cyl.                                | 104,00 mm |
| 00942V0          | 792018-00-2 | Piston ring set  | Fiat / Iveco 2 Cyl.                                | 104,00 mm |
| 00945N0          | 792075-00-2 | Piston ring set  | Fiat-Iveco 2 Cyl.                                  | 104,00 mm |
| 00950N0          | 792090-00-4 | Piston ring set  | Fiat / Opel / Renault / Peugeot / RVI 4 Cyl.       | 94,40 mm  |
| 00954N0          | 792089-00-4 | Piston ring set  | Fiat 4 Cyl.  | 82,00 mm  |
| 00954N1          | 792004-00-4 | Piston ring set  | Fiat 4 Cyl.  | 82,60 mm  |
| 00960N0          | 792047-00-1 | Piston ring set  | Fiat 1 Cyl.  | 137,00 mm |
| 00968N0          | 792031-00-1 | Piston ring set  | Fiat 1 Cyl.  | 125,00 mm |
| 0097000          | 802026-00-1 | Piston           | Fiat / Lancia                                      | 70,80 mm  |
| 0097001          | 802026-40-1 | Piston           | Fiat / Lancia                                      | 71,20 mm  |
| 0097002          | 802026-60-1 | Piston           | Fiat / Lancia                                      | 71,40 mm  |
| 00970N0          | 792084-00-4 | Piston ring set  | Fiat 4 Cyl.  | 70,80 mm  |
| 00970N1          | 792084-40-4 | Piston ring set  | Fiat 4 Cyl.  | 71,20 mm  |
| 0097900          | 802034-00-1 | Piston           | Fiat   | 82,00 mm  |
| 00981N0          | 792098-00-4 | Piston ring set  | Fiat / Alfa / Lancia / Opel / Saab / Suzuki 4 Cyl. | 82,00 mm  |
| 00986N0          | 792008-00-4 | Piston ring set  | Fiat 4 Cyl.  | 88,00 mm  |
| 0098700          | 802019-00-1 | Piston           | IVECO  | 93,00 mm  |
| 0098702          | 802019-40-1 | Piston           | IVECO  | 93,40 mm  |
| 00988N0          | 792092-00-4 | Piston ring set  | Fiat / Citroen / Peugeot / Renault 4 Cyl.          | 94,40 mm  |
| 00990N0          | 792091-00-4 | Piston ring set  | Fiat / Opel / Citroen / Peugeot / Renault 4 Cyl.   | 94,40 mm  |
| 00990N1          | 792091-40-4 | Piston ring set  | Fiat / Citroen / Peugeot / Renault 4 Cyl.          | 94,80 mm  |
| 00990V0          | 792091-00-4 | Piston ring set  | Fiat / Opel / Citroen / Peugeot / Renault 4 Cyl.   | 94,40 mm  |
| 00993N0          | 790803-00-1 | Piston ring set  | Cummins 1 Cyl.                                     | 102,00 mm |

**VERGLEICHSNUMMERN  
CROSS-REFERENCE  
MAHLE - SM**

| Mahle cross ref. | SM Ref.:    | Product Category | Manufacturer Type                                    | Bore dia. |
|------------------|-------------|------------------|--|-----------|
| 00993N0          | 791314-00-2 | Piston ring set  | DAF 2 Cyl.   | 102,00 mm |
| 0099500          | 802020-00-1 | Piston           | Fiat / Iveco   | 104,00 mm |
| 00999N0          | 792034-00-1 | Piston ring set  | Iveco 1 Cyl.   | 135,00 mm |
| 01003N0          | 792012-00-1 | Piston ring set  | Fiat 1 Cyl.  | 100,00 mm |
| 0100400          | 802021-00-1 | Piston           | Fiat / Opel / Suzuki                                 | 69,60 mm  |
| 0100404          | 802021-40-1 | Piston           | Fiat / Opel / Suzuki                                 | 70,00 mm  |
| 01004N0          | 792096-00-4 | Piston ring set  | Fiat / Opel / Suzuki / Vauxhall 4 Cyl.               | 69,60 mm  |
| 01004N0          | 793564-00-4 | Piston ring set  | Opel / Fiat / Suzuki / Vauxhall 4 Cyl.               | 69,60 mm  |
| 01004N1          | 792096-40-4 | Piston ring set  | Fiat / Opel / Suzuki 4 Cyl.                          | 70,00 mm  |
| 0101500          | 802023-00-1 | Piston           | Fiat/Alfa/Lancia/Opel/Saab/Suzuki/Vauxhall           | 82,00 mm  |
| 0101501          | 802023-40-1 | Piston           | Fiat/Alfa/Lancia/Opel/Saab/Suzuki/Vauxhall           | 82,40 mm  |
| 01017N0          | 792040-00-1 | Piston ring set  | Fiat-Iveco 1 Cyl.                                    | 130,00 mm |
| 01020N0          | 792095-00-4 | Piston ring set  | Alfa / Fiat / Lancia / Opel 4 Cyl.                   | 72,00 mm  |
| 0102900          | 802035-00-1 | Piston           | Alfa / Fiat / Lancia                                 | 72,00 mm  |
| 0110200          | 803512-00-1 | Piston           | Opel   | 77,60 mm  |
| 0110400          | 803506-00-1 | Piston           | Opel   | 77,60 mm  |
| 0110401          | 803506-50-1 | Piston           | Opel   | 78,10 mm  |
| 0110600          | 803507-00-1 | Piston           | Opel   | 77,60 mm  |
| 0110611          | 803507-50-1 | Piston           | Opel   | 78,10 mm  |
| 01106N0          | 793526-00-4 | Piston ring set  | Opel / Vauxhall 4 Cyl.                               | 77,60 mm  |
| 01106N1          | 793526-50-4 | Piston ring set  | Opel / Vauxhall 4 Cyl.                               | 78,10 mm  |
| 01106V0          | 793526-00-4 | Piston ring set  | Opel / Vauxhall 4 Cyl.                               | 77,60 mm  |
| 0110800          | 803511-00-1 | Piston           | Opel   | 79,00 mm  |
| 0110811          | 803511-50-1 | Piston           | Opel   | 79,50 mm  |
| 01108N0          | 793538-00-4 | Piston ring set  | Opel / Daewoo / Vauxhall / GM 4 Cyl.                 | 79,00 mm  |
| 01108N1          | 793538-50-4 | Piston ring set  | Opel / Daewoo 4 Cyl.                                 | 79,50 mm  |
| 01108N2          | 793538-10-4 | Piston ring set  | Opel / Daewoo 4 Cyl.                                 | 80,00 mm  |
| 01108V0          | 793538-00-4 | Piston ring set  | Opel / Daewoo / Vauxhall / GM 4 Cyl.                 | 79,00 mm  |
| 0112600          | 803504-00-1 | Piston           | Opel   | 75,00 mm  |
| 0112611          | 803504-50-1 | Piston           | Opel   | 75,50 mm  |
| 01126G0          | 793512-00-4 | Piston ring set  | Opel / Vauxhall 4 Cyl.                               | 75,00 mm  |
| 01126N0          | 793528-00-4 | Piston ring set  | Opel / Bedford / Vauxhall 4 Cyl.                     | 75,00 mm  |
| 01126N1          | 793528-50-4 | Piston ring set  | Opel / Bedford / Vauxhall 4 Cyl.                     | 75,50 mm  |
| 01127N0          | 793528-00-4 | Piston ring set  | Opel / Bedford / Vauxhall 4 Cyl.                     | 75,00 mm  |
| 01127N0          | 799608-00-4 | Piston ring set  | Toyota 4 Cyl.  | 75,00 mm  |
| 01127N0          | 799609-00-6 | Piston ring set  | Toyota 6 Cyl.  | 75,00 mm  |
| 01127N1          | 793528-50-4 | Piston ring set  | Opel / Bedford / Vauxhall 4 Cyl.                     | 75,50 mm  |
| 0112900          | 803509-00-1 | Piston           | Opel / Vauxhall                                      | 82,50 mm  |
| 0112901          | 803509-50-1 | Piston           | Opel / Vauxhall                                      | 83,00 mm  |
| 01129N0          | 793533-00-4 | Piston ring set  | Opel / Bedford / Vauxhall 4 Cyl.                     | 82,50 mm  |
| 01129N1          | 793533-50-4 | Piston ring set  | Opel / Bedford / Vauxhall 4 Cyl.                     | 83,00 mm  |
| 01142N1          | 793524-50-4 | Piston ring set  | Opel 4 Cyl.  | 92,50 mm  |
| 01150N0          | 793501-00-4 | Piston ring set  | Opel / Vauxhall 4 Cyl.                               | 72,00 mm  |
| 0115101          | 803503-50-1 | Piston           | Opel   | 72,50 mm  |
| 0115200          | 803508-00-1 | Piston           | Opel   | 77,60 mm  |
| 0115400          | 803501-00-1 | Piston           | Opel   | 80,00 mm  |
| 0115401          | 803501-50-1 | Piston           | Opel   | 80,50 mm  |
| 0115402          | 803501-10-1 | Piston           | Opel   | 81,00 mm  |
| 01154G0          | 793530-00-4 | Piston ring set  | Opel / Bedford / Vauxhall / Citroen / Renault 4 Cyl. | 80,00 mm  |
| 01154G0          | 793722-00-4 | Piston ring set  | Peugeot / Citroen / Renault 4 Cyl.                   | 80,00 mm  |
| 01154N0          | 792119-00-4 | Piston ring set  | Ford 4 Cyl.  | 80,00 mm  |
| 01154N0          | 793530-00-4 | Piston ring set  | Opel / Bedford / Vauxhall / Citroen / Renault 4 Cyl. | 80,00 mm  |
| 01154N0          | 793722-00-4 | Piston ring set  | Peugeot / Citroen / Renault 4 Cyl.                   | 80,00 mm  |
| 01154N1          | 792119-50-4 | Piston ring set  | Ford 4 Cyl.  | 80,50 mm  |
| 01154N1          | 793722-50-4 | Piston ring set  | Peugeot 4 Cyl.                                       | 80,50 mm  |
| 01154N3          | 793722-80-4 | Piston ring set  | Peugeot / Renault 4 Cyl.                             | 80,80 mm  |
| 01154V0          | 793530-00-4 | Piston ring set  | Opel / Bedford / Vauxhall / Citroen / Renault 4 Cyl. | 80,00 mm  |
| 01154V0          | 793722-00-4 | Piston ring set  | Peugeot / Citroen / Renault 4 Cyl.                   | 80,00 mm  |
| 01154V2          | 793530-50-4 | Piston ring set  | Opel / Bedford / Vauxhall / Citroen / Renault 4 Cyl. | 80,50 mm  |
| 01154V2          | 793722-50-4 | Piston ring set  | Peugeot 4 Cyl.                                       | 80,50 mm  |
| 01158N0          | 793535-00-4 | Piston ring set  | Opel / Isuzu / Daewoo-Chevrolet / Saab 4 Cyl.        | 86,00 mm  |
| 01158N0          | 793554-00-6 | Piston ring set  | Chrysler / Opel 6 Cyl.                               | 86,00 mm  |
| 01158N1          | 793535-50-4 | Piston ring set  | Opel / Isuzu / Daewoo-Chevrolet 4 Cyl.               | 86,50 mm  |

**VERGLEICHSNUMMERN**  
**CROSS-REFERENCE**  
**MAHLE - SM**

| Mahle cross ref. | SM Ref.:    | Product Category | Manufacturer Type                                  | Bore dia. |
|------------------|-------------|------------------|--|-----------|
| 01161N0          | 793522-00-4 | Piston ring set  | Opel 4 Cyl.  | 86,50 mm  |
| 01163N0          | 793534-00-4 | Piston ring set  | Opel / Daewoo / Vauxhall 4 Cyl.                    | 84,80 mm  |
| 01163N1          | 793534-50-4 | Piston ring set  | Opel / Daewoo / Vauxhall 4 Cyl.                    | 85,30 mm  |
| 0116900          | 803515-00-1 | Piston           | Opel   | 79,00 mm  |
| 0116902          | 803515-50-1 | Piston           | Opel   | 79,50 mm  |
| 01169N0          | 793551-00-4 | Piston ring set  | Opel / Vauxhall 4 Cyl.                             | 79,00 mm  |
| 01169N2          | 793551-50-4 | Piston ring set  | Opel / Vauxhall 4 Cyl.                             | 79,50 mm  |
| 01170N0          | 793541-00-2 | Piston ring set  | Opel / Daewoo / Vauxhall 2 Cyl.                    | 81,60 mm  |
| 0117300          | 803516-00-1 | Piston           | Opel   | 86,00 mm  |
| 0117301          | 803516-50-1 | Piston           | Opel   | 86,50 mm  |
| 01184N0          | 793547-00-1 | Piston ring set  | Opel 1 Cyl.  | 72,50 mm  |
| 01184N1          | 793547-50-1 | Piston ring set  | Opel 1 Cyl.  | 73,00 mm  |
| 01185N0          | 793536-00-4 | Piston ring set  | Opel / Vauxhall 4 Cyl.                             | 92,00 mm  |
| 01185V0          | 793536-00-4 | Piston ring set  | Opel / Vauxhall 4 Cyl.                             | 92,00 mm  |
| 0118800          | 803502-00-1 | Piston           | Opel   | 92,00 mm  |
| 0118801          | 803502-50-1 | Piston           | Opel   | 92,50 mm  |
| 0118802          | 803502-10-1 | Piston           | Opel   | 93,00 mm  |
| 01188N0          | 793527-00-4 | Piston ring set  | Opel / Bedford / Vauxhall 4 Cyl.                   | 92,00 mm  |
| 011RS101010N0    | 793580-00-4 | Piston ring set  | Opel / Chevrolet / Vauxhall 4 Cyl.                 | 83,00 mm  |
| 011WV03          | 953511-4    | Cylinder liner   | Opel   | 92,00 mm  |
| 011WV04          | 953510-4    | Cylinder liner   | Opel   | 80,00 mm  |
| 011WV05          | 953509-4    | Cylinder liner   | Opel   | 82,50 mm  |
| 0120100          | 803517-00-1 | Piston           | Opel / Vauxhall                                    | 72,50 mm  |
| 01202N0          | 792097-00-4 | Piston ring set  | Fiat 4 Cyl.  | 80,50 mm  |
| 01202N0          | 793549-00-4 | Piston ring set  | Opel / Saab / Daewoo / Chevrolet / Vauxhall 4 Cyl. | 80,50 mm  |
| 01202N1          | 793549-50-4 | Piston ring set  | Opel / Saab / Daewoo / Chevrolet / Vauxhall 4 Cyl. | 81,00 mm  |
| 01203N0          | 793552-00-4 | Piston ring set  | Opel / Vauxhall 4 Cyl.                             | 84,00 mm  |
| 01203N0          | 793567-00-4 | Piston ring set  | Opel / Saab / Vauxhall 4 Cyl.                      | 84,00 mm  |
| 01203V0          | 793552-00-4 | Piston ring set  | Opel / Vauxhall 4 Cyl.                             | 84,00 mm  |
| 01203V0          | 793567-00-4 | Piston ring set  | Opel / Saab / Vauxhall 4 Cyl.                      | 84,00 mm  |
| 01207N0          | 793550-00-4 | Piston ring set  | Opel / Vauxhall 4 Cyl.                             | 84,00 mm  |
| 01207V0          | 793550-00-4 | Piston ring set  | Opel / Vauxhall 4 Cyl.                             | 84,00 mm  |
| 01208N0          | 793555-00-4 | Piston ring set  | Opel / Saab / Vauxhall 4 Cyl.                      | 84,00 mm  |
| 01208V0          | 793555-00-4 | Piston ring set  | Opel / Saab / Vauxhall 4 Cyl.                      | 84,00 mm  |
| 01211N0          | 793540-00-4 | Piston ring set  | Opel / Isuzu / Vauxhall 4 Cyl.                     | 79,00 mm  |
| 01218N0          | 793556-00-1 | Piston ring set  | Opel 1 Cyl.  | 73,40 mm  |
| 01220N0          | 793562-00-4 | Piston ring set  | Opel / Citroen / Peugeot / Saab / Isuzu 4 Cyl.     | 86,00 mm  |
| 0122100          | 803514-00-1 | Piston           | Opel / Vauxhall                                    | 79,00 mm  |
| 01221N0          | 793559-00-4 | Piston ring set  | Opel / Vauxhall 4 Cyl.                             | 79,00 mm  |
| 01223N0          | 793568-00-4 | Piston ring set  | Opel 4 Cyl.  | 79,00 mm  |
| 01232N0          | 793503-00-4 | Piston ring set  | Opel / Isuzu / Vauxhall 4 Cyl.                     | 76,00 mm  |
| 01304N0          | 792147-00-4 | Piston ring set  | Ford 4 Cyl.  | 71,90 mm  |
| 01337N0          | 792118-00-4 | Piston ring set  | Ford 4 Cyl.  | 80,00 mm  |
| 01360N0          | 792126-00-4 | Piston ring set  | Ford 4 Cyl.  | 86,20 mm  |
| 0136300          | 802103-00-1 | Piston           | Ford   | 82,515 mm |
| 0136301          | 802103-50-1 | Piston           | Ford   | 83,00 mm  |
| 01363N0          | 792105-00-4 | Piston ring set  | Ford / Opel 4 Cyl.                                 | 82,50 mm  |
| 013RS001010N0    | 795424-00-1 | Piston ring set  | Air compressor / Ford / MAN 1Cyl.                  | 92,00 mm  |
| 013RS001090N0    | 792169-00-4 | Piston ring set  | Ford / BLMC / Rover 4 Cyl.                         | 89,90 mm  |
| 013RS001140N0    | 792068-00-4 | Piston ring set  | Citroen / Fiat / Ford / Jaguar / Peugeot 4 Cyl.    | 86,00 mm  |
| 013RS001140N0    | 792166-00-4 | Piston ring set  | Ford 4 Cyl.  | 86,00 mm  |
| 01422N0          | 792125-00-4 | Piston ring set  | Ford 4 Cyl.  | 90,80 mm  |
| 01442N0          | 792209-00-2 | Piston ring set  | Fordson 2 Cyl.                                     | 111,76 mm |
| 0144700          | 802209-00-1 | Piston           | Fordson / New Holland                              | 111,76 mm |
| 0144800          | 802114-00-1 | Piston           | Ford   | 111,76 mm |
| 0144900          | 802101-00-1 | Piston           | Ford   | 111,76 mm |
| 01453N0          | 792112-00-4 | Piston ring set  | Ford 4 Cyl.  | 74,00 mm  |
| 01453N1          | 792112-50-4 | Piston ring set  | Ford 4 Cyl.  | 74,50 mm  |
| 01456N0          | 792123-00-4 | Piston ring set  | Ford 4 Cyl.  | 68,70 mm  |
| 0145800          | 802105-00-1 | Piston           | Ford   | 73,975 mm |
| 0145801          | 802105-50-1 | Piston           | Ford   | 74,505 mm |
| 0145900          | 802106-00-1 | Piston           | Ford   | 73,975 mm |
| 0145901          | 802106-50-1 | Piston           | Ford   | 74,505 mm |

**VERGLEICHSNUMMERN  
CROSS-REFERENCE  
MAHLE - SM**

| Mahle cross ref. | SM Ref.:    | Product Category | Manufacturer Type                           | Bore dia. |
|------------------|-------------|------------------|---|-----------|
| 0145902          | 802106-10-1 | Piston           | Ford  | 75,005 mm |
| 0147200          | 802109-00-1 | Piston           | Ford  | 82,515 mm |
| 0147201          | 802109-50-1 | Piston           | Ford  | 83,00 mm  |
| 0147202          | 802109-10-1 | Piston           | Ford  | 83,50 mm  |
| 01472N0          | 792132-00-4 | Piston ring set  | Ford 4 Cyl.                                 | 82,50 mm  |
| 01477N0          | 792103-00-4 | Piston ring set  | Ford 4 Cyl.                                 | 86,00 mm  |
| 0148200          | 802102-00-1 | Piston           | Ford  | 93,67 mm  |
| 0148201          | 802102-65-1 | Piston           | Ford  | 94,32 mm  |
| 01482N0          | 792134-00-4 | Piston ring set  | Ford 4 Cyl.                                 | 93,67 mm  |
| 01482N1          | 792134-65-4 | Piston ring set  | Ford 4 Cyl.                                 | 94,32 mm  |
| 01482N1          | 792134-65-4 | Piston ring set  | Ford 4 Cyl.                                 | 94,32 mm  |
| 01482V0          | 792134-00-4 | Piston ring set  | Ford 4 Cyl.                                 | 93,67 mm  |
| 01482V1          | 792134-65-4 | Piston ring set  | Ford 4 Cyl.                                 | 94,32 mm  |
| 0149300          | 802109-00-1 | Piston           | Ford  | 82,515 mm |
| 0149301          | 802109-50-1 | Piston           | Ford  | 83,00 mm  |
| 0149302          | 802109-10-1 | Piston           | Ford  | 83,50 mm  |
| 01493N0          | 792132-00-4 | Piston ring set  | Ford 4 Cyl.                                 | 82,50 mm  |
| 01493N0          | 792153-00-4 | Piston ring set  | Ford 4 Cyl.                                 | 82,50 mm  |
| 01498N0          | 792149-00-4 | Piston ring set  | Ford 4 Cyl.                                 | 79,00 mm  |
| 014WV06          | 952121-1    | Cylinder liner   | Ford / Fordson / New Holland                | 111,76 mm |
| 01503N0          | 792150-00-4 | Piston ring set  | Ford 4 Cyl.                                 | 76,00 mm  |
| 01505N0          | 792153-00-4 | Piston ring set  | Ford 4 Cyl.                                 | 82,50 mm  |
| 01561N0          | 792172-00-4 | Piston ring set  | Ford / Mazda / Volvo / Isuzu 4 Cyl.         | 87,50 mm  |
| 01568N0          | 792162-00-4 | Piston ring set  | Ford / Mazda 4 Cyl.                         | 83,00 mm  |
| 01570N0          | 792166-00-4 | Piston ring set  | Ford 4 Cyl.                                 | 86,00 mm  |
| 01578N0          | 792165-00-4 | Piston ring set  | Ford 4 Cyl.                                 | 82,07 mm  |
| 01580N0          | 792169-00-4 | Piston ring set  | Ford / BLMC / Rover 4 Cyl.                  | 89,90 mm  |
| 0159000          | 802120-00-1 | Piston           | Ford  | 89,91 mm  |
| 0210100          | 803847-00-1 | Piston           | Renault                                     | 75,80 mm  |
| 0210190          | 813847-4    | Assembly         | Renault                                     | 75,80 mm  |
| 02101G0          | 793802-00-4 | Piston ring set  | Renault 4 Cyl.                              | 75,80 mm  |
| 02101N0          | 793802-00-4 | Piston ring set  | Renault 4 Cyl.                              | 75,80 mm  |
| 02101V0          | 793802-00-4 | Piston ring set  | Renault 4 Cyl.                              | 75,80 mm  |
| 0210300          | 803846-00-1 | Piston           | Renault                                     | 75,80 mm  |
| 0210390          | 813846-4    | Assembly         | Dacia / Renault                             | 75,80 mm  |
| 02104N0          | 793832-00-4 | Piston ring set  | Renault 4 Cyl.                              | 74,00 mm  |
| 0210700          | 803808-00-1 | Piston           | Renault                                     | 80,00 mm  |
| 0210702          | 803808-50-1 | Piston           | Renault                                     | 80,50 mm  |
| 02107N0          | 793834-00-4 | Piston ring set  | Renault / Volvo 4 Cyl.                      | 80,00 mm  |
| 02107N1          | 793834-50-4 | Piston ring set  | Renault / Volvo 4 Cyl.                      | 80,50 mm  |
| 0210800          | 803806-00-1 | Piston           | Renault                                     | 78,00 mm  |
| 0210802          | 803806-50-1 | Piston           | Renault                                     | 78,50 mm  |
| 02108N0          | 793827-00-4 | Piston ring set  | Renault / Volvo 4 Cyl.                      | 78,00 mm  |
| 02109N0          | 793809-00-4 | Piston ring set  | Renault / Dacia / Volvo 4 Cyl               | 76,00 mm  |
| 02122V0          | 793815-00-4 | Piston ring set  | Renault 4 Cyl.                              | 58,00 mm  |
| 02134N0          | 793807-00-4 | Piston ring set  | Renault / Dacia / DAF / Volvo 4 Cyl.        | 73,00 mm  |
| 02134N0          | 793826-00-4 | Piston ring set  | Renault 4 Cyl.                              | 73,00 mm  |
| 02134V0          | 793807-00-4 | Piston ring set  | Renault / Dacia / DAF / Volvo 4 Cyl.        | 73,00 mm  |
| 02134V0          | 793826-00-4 | Piston ring set  | Renault 4 Cyl.                              | 73,00 mm  |
| 0215800          | 803823-00-1 | Piston           | Renault / Opel / Nissan                     | 80,01 mm  |
| 0215802          | 803823-50-1 | Piston           | Renault / Opel / Nissan                     | 80,51 mm  |
| 02158V0          | 793843-00-4 | Piston ring set  | Renault / Opel / Nissan / Vauxhall 4 Cyl.   | 80,00 mm  |
| 02162N0          | 793840-00-4 | Piston ring set  | Renault / Volvo 4 Cyl.                      | 82,70 mm  |
| 02165V0          | 793836-00-4 | Piston ring set  | Renault 4 Cyl.                              | 87,00 mm  |
| 0216600          | 803840-00-1 | Piston           | Dacia / Renault                             | 80,00 mm  |
| 0216602          | 803840-50-1 | Piston           | Dacia / Renault                             | 80,50 mm  |
| 02167N0          | 793808-00-4 | Piston ring set  | Renault / Chrysler 4 Cyl.                   | 86,00 mm  |
| 02167V0          | 793808-00-4 | Piston ring set  | Renault / Chrysler 4 Cyl.                   | 86,00 mm  |
| 02175G0          | 793806-00-4 | Piston ring set  | Renault / Dacia / Volvo 4 Cyl.              | 70,00 mm  |
| 02175N0          | 793806-00-4 | Piston ring set  | Renault / Dacia / Volvo 4 Cyl.              | 70,00 mm  |
| 02175V0          | 793806-00-4 | Piston ring set  | Renault / Dacia / Volvo 4 Cyl.              | 70,00 mm  |
| 02177G0          | 793512-00-4 | Piston ring set  | Opel / Vauxhall 4 Cyl.                      | 75,00 mm  |
| 02177G0          | 793817-00-4 | Piston ring set  | Renault / Citroen / Peugeot / Talbot 4 Cyl. | 75,00 mm  |

**VERGLEICHSNUMMERN  
CROSS-REFERENCE  
MAHLE - SM**

| Mahle cross ref. | SM Ref.:    | Product Category | Manufacturer Type                                  | Bore dia. |
|------------------|-------------|------------------|--|-----------|
| 02177G0          | 794102-00-4 | Piston ring set  | Talbot 4 Cyl.                                      | 75,00 mm  |
| 02177N0          | 793817-00-4 | Piston ring set  | Renault / Citroen / Peugeot / Talbot 4 Cyl.        | 75,00 mm  |
| 02177N0          | 794102-00-4 | Piston ring set  | Talbot 4 Cyl.                                      | 75,00 mm  |
| 02177V0          | 793817-00-4 | Piston ring set  | Renault / Citroen / Peugeot / Talbot 4 Cyl.        | 75,00 mm  |
| 02177V0          | 794102-00-4 | Piston ring set  | Talbot 4 Cyl.                                      | 75,00 mm  |
| 02178N0          | 793809-00-4 | Piston ring set  | Renault / Dacia / Volvo 4 Cyl                      | 76,00 mm  |
| 02178V0          | 793809-00-4 | Piston ring set  | Renault / Dacia / Volvo 4 Cyl                      | 76,00 mm  |
| 02179N0          | 793818-00-4 | Piston ring set  | Renault 4 Cyl.                                     | 79,00 mm  |
| 02179V0          | 793818-00-4 | Piston ring set  | Renault 4 Cyl.                                     | 79,00 mm  |
| 0218100          | 803824-00-1 | Piston           | Renault  | 86,00 mm  |
| 0218192          | 813824-4    | Assembly         | Renault  | 86,00 mm  |
| 02181N0          | 793824-00-4 | Piston ring set  | Renault 4 Cyl.                                     | 86,00 mm  |
| 02181V0          | 793824-00-4 | Piston ring set  | Renault 4 Cyl.                                     | 86,00 mm  |
| 02182N0          | 793828-00-4 | Piston ring set  | Renault / Volvo 4 Cyl.                             | 81,00 mm  |
| 02182N1          | 793828-50-4 | Piston ring set  | Renault 4 Cyl.                                     | 81,50 mm  |
| 0218400          | 803809-00-1 | Piston           | Renault  | 86,00 mm  |
| 0218492          | 813809-1    | Assembly         | Renault  | 86,00 mm  |
| 02184N0          | 793830-00-4 | Piston ring set  | Renault / Chrysler 4 Cyl.                          | 86,00 mm  |
| 02188N0          | 793811-00-4 | Piston ring set  | Renault 4 Cyl.                                     | 88,00 mm  |
| 0219000          | 803805-00-1 | Piston           | Renault  | 78,00 mm  |
| 0219002          | 803805-50-1 | Piston           | Renault  | 78,50 mm  |
| 0219090          | 813805-4    | Assembly         | Renault  | 78,00 mm  |
| 0219200          | 803808-00-1 | Piston           | Renault  | 80,00 mm  |
| 0219300          | 803807-00-1 | Piston           | Renault  | 80,00 mm  |
| 0219302          | 803807-50-1 | Piston           | Renault  | 80,50 mm  |
| 02193N0          | 793829-00-4 | Piston ring set  | Renault / Opel 4 Cyl.                              | 80,00 mm  |
| 02193N2          | 793829-50-4 | Piston ring set  | Renault / Opel 4 Cyl.                              | 80,50 mm  |
| 02193V0          | 793829-00-4 | Piston ring set  | Renault / Opel 4 Cyl.                              | 80,00 mm  |
| 02193V2          | 793829-50-4 | Piston ring set  | Renault / Opel 4 Cyl.                              | 80,50 mm  |
| 0219700          | 803829-00-1 | Piston           | Renault / Nissan                                   | 69,00 mm  |
| 02198V0          | 793846-00-4 | Piston ring set  | Renault 4 Cyl.                                     | 82,70 mm  |
| 02199N0          | 793831-00-4 | Piston ring set  | Renault / Chrysler 4 Cyl.                          | 86,00 mm  |
| 02199V0          | 793831-00-4 | Piston ring set  | Renault / Chrysler 4 Cyl.                          | 86,00 mm  |
| 021WN26          | 953705-4    | Cylinder liner   | Peugeot / Citroen                                  | 75,00 mm  |
| 021WN29          | 953809-4    | Cylinder liner   | Renault  | 86,00 mm  |
| 021WN30          | 953846-4    | Cylinder liner   | Renault  | 75,80 mm  |
| 021WV27          | 953804-4    | Cylinder liner   | Renault  | 78,00 mm  |
| 0220100          | 803831-00-1 | Piston           | Renault / Dacia / Nissan / Suzuki                  | 76,00 mm  |
| 0220102          | 803831-50-1 | Piston           | Renault / Dacia / Nissan / Suzuki                  | 76,50 mm  |
| 02201N0          | 793845-00-4 | Piston ring set  | Renault / Suzuki / Dacia / Nissan 4 Cyl.           | 76,00 mm  |
| 02201N2          | 793845-50-4 | Piston ring set  | Renault / Suzuki / Dacia / Nissan 4 Cyl            | 76,50 mm  |
| 02201V0          | 793845-00-4 | Piston ring set  | Renault / Suzuki / Dacia / Nissan 4 Cyl.           | 76,00 mm  |
| 02202N0          | 793841-00-4 | Piston ring set  | Renault / Dacia / Nissan 4 Cyl.                    | 79,50 mm  |
| 02202N2          | 793841-50-4 | Piston ring set  | Renault / Dacia / Nissan 4 Cyl.                    | 80,00 mm  |
| 02202V0          | 793841-00-4 | Piston ring set  | Renault / Dacia / Nissan 4 Cyl.                    | 79,50 mm  |
| 0220400          | 803817-00-1 | Piston           | Renault / Nissan                                   | 69,00 mm  |
| 0220401          | 803817-50-1 | Piston           | Renault / Nissan                                   | 69,50 mm  |
| 02204N0          | 793839-00-4 | Piston ring set  | Renault / Nissan 4 Cyl.                            | 69,00 mm  |
| 02204V0          | 793839-00-4 | Piston ring set  | Renault / Nissan 4 Cyl.                            | 69,00 mm  |
| 0220600          | 803832-00-1 | Piston           | Dacia / Nissan / Renault                           | 79,50 mm  |
| 02207N0          | 793844-00-4 | Piston ring set  | Renault 4 Cyl.                                     | 87,00 mm  |
| 02207N0          | 793849-00-4 | Piston ring set  | Renault / Nissan / Opel / Vauxhall 4 Cyl.          | 87,00 mm  |
| 0220900          | 803818-00-1 | Piston           | Nissan / Renault                                   | 80,00 mm  |
| 0220902          | 803818-50-1 | Piston           | Nissan / Renault                                   | 80,50 mm  |
| 02210N0          | 791143-00-4 | Piston ring set  | Citroen/Nissan/Opel/Peugeot/Renault/Vauxhall 4 Cyl | 82,70 mm  |
| 0221100          | 803809-00-1 | Piston           | Renault  | 86,00 mm  |
| 02212N0          | 793833-00-4 | Piston ring set  | Renault 4 Cyl.                                     | 87,00 mm  |
| 02215N0          | 793842-00-4 | Piston ring set  | Renault / Dacia 4 Cyl.                             | 79,50 mm  |
| 02215N1          | 793842-50-4 | Piston ring set  | Renault / Dacia 4 Cyl.                             | 80,00 mm  |
| 02216N0          | 793823-00-4 | Piston ring set  | Renault / Nissan 4 Cyl.                            | 69,00 mm  |
| 0222100          | 803830-00-1 | Piston           | Renault / Dacia / Nissan / Suzuki                  | 76,00 mm  |
| 0222600          | 803826-00-1 | Piston           | Renault  | 89,00 mm  |
| 02226N0          | 793851-00-4 | Piston ring set  | Renault / Opel / Nissan / Vauxhall 4 Cyl.          | 89,00 mm  |

**VERGLEICHSNUMMERN  
CROSS-REFERENCE  
MAHLE - SM**

| Mahle cross ref. | SM Ref.:    | Product Category | Manufacturer Type                             | Bore dia. |
|------------------|-------------|------------------|---|-----------|
| 02801N0          | 795096-00-4 | Piston ring set  | Volkswagen / Seat / Skoda 4 Cyl.              | 76,50 mm  |
| 0280200          | 805029-00-1 | Piston           | Audi / Mitsubishi / Seat / Skoda / Volkswagen | 81,01 mm  |
| 0280202          | 805029-50-1 | Piston           | Audi / Mitsubishi / Seat / Skoda / Volkswagen | 81,51 mm  |
| 02808N0          | 795003-00-4 | Piston ring set  | VW 4 Cyl.                                     | 76,50 mm  |
| 02808N2          | 795003-50-4 | Piston ring set  | VW 4 Cyl.                                     | 77,00 mm  |
| 02814N0          | 795057-00-2 | Piston ring set  | Audi / Seat / Skoda / Volkswagen 2 Cyl.       | 82,50 mm  |
| 02816N0          | 795024-00-6 | Piston ring set  | Audi 6 cyl.                                   | 83,00 mm  |
| 0282000          | 805071-00-1 | Piston           | Volkswagen                                    | 81,01 mm  |
| 0282100          | 805072-00-1 | Piston           | Volkswagen                                    | 81,01 mm  |
| 0282200          | 805038-00-1 | Piston           | Seat / Skoda / Volkswagen                     | 76,51 mm  |
| 028PI00100000    | 805027-00-1 | Piston           | Audi / Seat / Skoda / Volkswagen              | 81,01 mm  |
| 028PI00100002    | 805027-50-1 | Piston           | Audi / Seat / Skoda / Volkswagen              | 81,51 mm  |
| 028PI00117000    | 805055-00-1 | Piston           | Audi / Seat / Skoda / Volkswagen              | 76,51 mm  |
| 028PI00119000    | 805057-00-1 | Piston           | Audi / Seat / Skoda / Volkswagen              | 82,50 mm  |
| 028PI00119001    | 805057-25-1 | Piston           | Audi / Seat / Skoda / Volkswagen              | 82,75 mm  |
| 028PI00119002    | 805057-50-1 | Piston           | Audi / Seat / Skoda / Volkswagen              | 83,00 mm  |
| 028PI00121000    | 805011-00-1 | Piston           | Audi / Seat / Skoda / Volkswagen              | 79,50 mm  |
| 028RS001240N0    | 795091-00-2 | Piston ring set  | Audi / Volkswagen 2 Cyl.                      | 84,50 mm  |
| 028RS001260N0    | 795052-00-2 | Piston ring set  | VW / Audi / Seat / Skoda 2 Cyl.               | 82,50 mm  |
| 028RS001300N0    | 795012-00-4 | Piston ring set  | Audi / Seat / Skoda / VW 4 Cyl.               | 71,00 mm  |
| 028RS001350N0    | 795033-00-6 | Piston ring set  | Audi / Volkswagen 6 Cyl.                      | 83,00 mm  |
| 028RS101010V0    | 795059-00-4 | Piston ring set  | Audi / Seat / Skoda / Volkswagen 4 Cyl.       | 82,50 mm  |
| 02943N0          | 795034-00-4 | Piston ring set  | VW / Audi 4 Cyl.                              | 69,50 mm  |
| 02943N2          | 795034-50-4 | Piston ring set  | VW / Audi 4 Cyl.                              | 70,00 mm  |
| 02948N0          | 795002-00-4 | Piston ring set  | VW / Audi 4 Cyl.                              | 75,00 mm  |
| 02952N0          | 795035-00-4 | Piston ring set  | VW 4 Cyl.                                     | 75,00 mm  |
| 02952N1          | 795035-50-4 | Piston ring set  | VW 4 Cyl.                                     | 75,50 mm  |
| 02954N0          | 795060-00-2 | Piston ring set  | VW / Audi 2 Cyl.                              | 76,50 mm  |
| 02954N1          | 795060-50-2 | Piston ring set  | VW / Audi 2 Cyl.                              | 77,00 mm  |
| 0295500          | 805010-00-1 | Piston           | Volkswagen                                    | 76,51 mm  |
| 0295501          | 805010-50-1 | Piston           | Volkswagen                                    | 77,01 mm  |
| 0295502          | 805010-10-1 | Piston           | Volkswagen                                    | 77,51 mm  |
| 0295521          | 805012-50-1 | Piston           | Volkswagen                                    | 77,01 mm  |
| 0295522          | 805012-10-1 | Piston           | Volkswagen                                    | 77,51 mm  |
| 02955N0          | 795018-00-4 | Piston ring set  | VW 4 Cyl.                                     | 76,50 mm  |
| 02955N1          | 795018-50-4 | Piston ring set  | VW 4 Cyl.                                     | 77,01 mm  |
| 02955N2          | 795018-10-4 | Piston ring set  | VW 4 Cyl.                                     | 77,51 mm  |
| 02955V0          | 795018-00-4 | Piston ring set  | VW 4 Cyl.                                     | 76,50 mm  |
| 02955V1          | 795018-50-4 | Piston ring set  | VW 4 Cyl.                                     | 77,01 mm  |
| 02955V2          | 795018-10-4 | Piston ring set  | VW 4 Cyl.                                     | 77,51 mm  |
| 0296602          | 805023-50-1 | Piston           | Volkswagen                                    | 75,51 mm  |
| 02978N0          | 795044-00-4 | Piston ring set  | Volkswagen / Seat 4 Cyl.                      | 75,00 mm  |
| 0297900          | 805076-00-1 | Piston           | Volkswagen                                    | 76,51 mm  |
| 0297902          | 805077-50-1 | Piston           | Volkswagen                                    | 77,01 mm  |
| 0297903          | 805077-10-1 | Piston           | Volkswagen                                    | 77,51 mm  |
| 0297912          | 805076-50-1 | Piston           | Volkswagen                                    | 77,01 mm  |
| 0297913          | 805076-10-1 | Piston           | Volkswagen                                    | 77,51 mm  |
| 0298000          | 805070-00-1 | Piston           | Volkswagen                                    | 76,51 mm  |
| 0298002          | 805070-50-1 | Piston           | Volkswagen                                    | 77,01 mm  |
| 0298003          | 805070-10-1 | Piston           | Volkswagen                                    | 77,51 mm  |
| 0298100          | 805007-00-1 | Piston           | Volkswagen                                    | 79,51 mm  |
| 0298101          | 805007-50-1 | Piston           | Volkswagen                                    | 80,01 mm  |
| 0298102          | 805007-10-1 | Piston           | Volkswagen                                    | 80,51 mm  |
| 0298200          | 805009-00-1 | Piston           | Volkswagen                                    | 79,51 mm  |
| 0298212          | 805009-50-1 | Piston           | Volkswagen                                    | 80,01 mm  |
| 0298213          | 805009-10-1 | Piston           | Volkswagen                                    | 80,51 mm  |
| 02990N0          | 795049-00-1 | Piston ring set  | VW / Audi 1 Cyl.                              | 81,00 mm  |
| 02990N0          | 795080-00-4 | Piston ring set  | VW / Audi 4 Cyl.                              | 81,00 mm  |
| 02992N0          | 795001-00-4 | Piston ring set  | VW 4 Cyl.                                     | 75,00 mm  |
| 02992N2          | 795001-50-4 | Piston ring set  | VW 4 Cyl.                                     | 75,50 mm  |
| 02993N0          | 795044-00-4 | Piston ring set  | Volkswagen / Seat 4 Cyl.                      | 75,00 mm  |
| 02993V0          | 795044-00-4 | Piston ring set  | Volkswagen / Seat 4 Cyl.                      | 75,00 mm  |
| 02993V1          | 795035-50-4 | Piston ring set  | VW 4 Cyl.                                     | 75,50 mm  |

**VERGLEICHSNUMMERN**  
**CROSS-REFERENCE**  
**MAHLE - SM**

| Mahle cross ref. | SM Ref.:    | Product Category | Manufacturer Type                       | Bore dia. |
|------------------|-------------|------------------|---|-----------|
| 0299600          | 805008-00-1 | Piston           | Volkswagen                              | 79,51 mm  |
| 0299602          | 805008-50-1 | Piston           | Volkswagen                              | 80,01 mm  |
| 0299603          | 805008-10-1 | Piston           | Volkswagen                              | 80,51 mm  |
| 0299800          | 805022-00-1 | Piston           | Volkswagen                              | 75,01 mm  |
| 0299802          | 805022-50-1 | Piston           | Volkswagen                              | 75,51 mm  |
| 029WV11          | 955070-4    | Cylinder liner   | Volkswagen                              | 76,51 mm  |
| 029WV13          | 955010-4    | Cylinder liner   | Volkswagen                              | 76,51 mm  |
| 029WV20          | 955008-4    | Cylinder liner   | Volkswagen                              | 79,51 mm  |
| 0301900          | 805002-00-1 | Piston           | Volkswagen                              | 76,51 mm  |
| 03019N0          | 795004-00-4 | Piston ring set  | VW 4 Cyl.                               | 76,50 mm  |
| 03019N2          | 795004-50-4 | Piston ring set  | VW 4 Cyl.                               | 77,00 mm  |
| 03020N0          | 795078-00-1 | Piston ring set  | VW / Audi 1 Cyl.                        | 79,50 mm  |
| 03020V0          | 795045-00-4 | Piston ring set  | VW / Audi / Seat / Skoda 4 Cyl.         | 79,50 mm  |
| 03020V0          | 795048-00-1 | Piston ring set  | VW / Ford / Audi / Seat / Skoda 1 Cyl.  | 79,50 mm  |
| 03020V2          | 795045-50-4 | Piston ring set  | VW / Audi / Seat / Skoda 4 Cyl.         | 80,00 mm  |
| 03020V2          | 795048-50-1 | Piston ring set  | VW / Ford / Audi 1 Cyl.                 | 80,00 mm  |
| 03020V3          | 795045-10-4 | Piston ring set  | VW / Audi / Seat / Skoda 4 Cyl.         | 80,50 mm  |
| 03020V3          | 795048-10-1 | Piston ring set  | VW / Ford / Audi 1 Cyl.                 | 80,50 mm  |
| 0302900          | 805017-00-1 | Piston           | Volkswagen                              | 79,51 mm  |
| 0302902          | 805017-50-1 | Piston           | Volkswagen                              | 80,01 mm  |
| 0303000          | 805018-00-1 | Piston           | Volkswagen                              | 79,51 mm  |
| 0303002          | 805018-50-1 | Piston           | Volkswagen                              | 80,01 mm  |
| 03031N0          | 795052-00-2 | Piston ring set  | VW / Audi / Seat / Skoda 2 Cyl.         | 82,50 mm  |
| 03031V0          | 795052-00-2 | Piston ring set  | VW / Audi / Seat / Skoda 2 Cyl.         | 82,50 mm  |
| 0303200          | 805005-00-1 | Piston           | Volkswagen                              | 76,51 mm  |
| 03032N0          | 795077-00-4 | Piston ring set  | Audi / Seat / Skoda / VW 4 Cyl.         | 76,50 mm  |
| 03032N2          | 795077-50-4 | Piston ring set  | VW 4 Cyl.                               | 77,00 mm  |
| 03032V0          | 795077-00-4 | Piston ring set  | Audi / Seat / Skoda / VW 4 Cyl.         | 76,50 mm  |
| 03032V2          | 795077-50-4 | Piston ring set  | VW 4 Cyl.                               | 77,00 mm  |
| 0303800          | 805015-00-1 | Piston           | Volkswagen                              | 81,01 mm  |
| 0303802          | 805015-50-1 | Piston           | Volkswagen                              | 81,51 mm  |
| 0303900          | 805016-00-1 | Piston           | Volkswagen                              | 81,01 mm  |
| 0303902          | 805016-50-1 | Piston           | Volkswagen                              | 81,51 mm  |
| 0304000          | 805013-00-1 | Piston           | Volkswagen                              | 79,51 mm  |
| 0304002          | 805013-50-1 | Piston           | Volkswagen                              | 80,01 mm  |
| 03040V0          | 795045-00-4 | Piston ring set  | VW / Audi / Seat / Skoda 4 Cyl.         | 79,50 mm  |
| 03040V0          | 795048-00-1 | Piston ring set  | VW / Ford / Audi / Seat / Skoda 1 Cyl.  | 79,50 mm  |
| 03040V1          | 795045-50-4 | Piston ring set  | VW / Audi / Seat / Skoda 4 Cyl.         | 80,00 mm  |
| 03040V1          | 795048-50-1 | Piston ring set  | VW / Ford / Audi 1 Cyl.                 | 80,00 mm  |
| 0304100          | 805014-00-1 | Piston           | Volkswagen                              | 79,51 mm  |
| 0304102          | 805014-50-1 | Piston           | Volkswagen                              | 80,01 mm  |
| 0304200          | 805006-00-1 | Piston           | Volkswagen                              | 76,51 mm  |
| 0304202          | 805006-50-1 | Piston           | Volkswagen                              | 77,01 mm  |
| 03048N0          | 795041-00-5 | Piston ring set  | VW / Audi / Volvo / Seat / Skoda 5 Cyl. | 81,00 mm  |
| 03048N2          | 795041-50-5 | Piston ring set  | VW / Audi / Volvo / Seat / Skoda 5 Cyl. | 81,50 mm  |
| 03048V0          | 795041-00-5 | Piston ring set  | VW / Audi / Volvo / Seat / Skoda 5 Cyl. | 81,00 mm  |
| 03052N0          | 795079-00-4 | Piston ring set  | VW 4 Cyl.                               | 67,10 mm  |
| 0305400          | 805039-00-1 | Piston           | Audi / Seat / Skoda / Volkswagen        | 79,51 mm  |
| 0305402          | 805039-50-1 | Piston           | Audi / Seat / Skoda / Volkswagen        | 80,01 mm  |
| 0305500          | 805040-00-1 | Piston           | Audi / Seat / Skoda / Volkswagen        | 79,51 mm  |
| 0305502          | 805040-50-1 | Piston           | Audi / Seat / Skoda / Volkswagen        | 80,01 mm  |
| 03055N0          | 795020-00-4 | Piston ring set  | Audi / Seat / Skoda / Volkswagen 4 Cyl. | 79,50 mm  |
| 03055V0          | 795020-00-4 | Piston ring set  | Audi / Seat / Skoda / Volkswagen 4 Cyl. | 79,50 mm  |
| 0305800          | 805015-00-1 | Piston           | Volkswagen                              | 81,01 mm  |
| 0305802          | 805015-50-1 | Piston           | Volkswagen                              | 81,51 mm  |
| 0305900          | 805016-00-1 | Piston           | Volkswagen                              | 81,01 mm  |
| 0305902          | 805016-50-1 | Piston           | Volkswagen                              | 81,51 mm  |
| 03060N0          | 795052-00-2 | Piston ring set  | VW / Audi / Seat / Skoda 2 Cyl.         | 82,50 mm  |
| 03061N0          | 795077-00-4 | Piston ring set  | Audi / Seat / Skoda / VW 4 Cyl.         | 76,50 mm  |
| 03061N2          | 795077-50-4 | Piston ring set  | VW 4 Cyl.                               | 77,00 mm  |
| 0306400          | 805043-00-1 | Piston           | Seat / Skoda / VW                       | 76,51 mm  |
| 0306702          | 805002-50-1 | Piston           | Volkswagen                              | 77,01 mm  |
| 0307100          | 805036-00-1 | Piston           | Skoda / Volkswagen                      | 76,51 mm  |

VERGLEICHSNUMMERN  
CROSS-REFERENCE  
MAHLE - SM

| Mahle cross ref. | SM Ref.:    | Product Category | Manufacturer Type  | Bore dia. |
|------------------|-------------|------------------|--|-----------|
| 03071N0          | 795077-00-4 | Piston ring set  | Audi / Seat / Skoda / VW 4 Cyl.                              | 76,50 mm  |
| 03074N0          | 795094-00-6 | Piston ring set  | BMW / VW 6 Cyl.  | 84,00 mm  |
| 03077N0          | 795085-00-4 | Piston ring set  | Audi / Seat / Skoda / VW 4 Cyl.                              | 81,00 mm  |
| 03079N0          | 795076-00-2 | Piston ring set  | VW / Audi 2 Cyl.   | 81,00 mm  |
| 0308000          | 805024-00-1 | Piston           | Seat / Skoda / Volkswagen                                    | 79,51 mm  |
| 0308002          | 805024-50-1 | Piston           | Seat / Skoda / Volkswagen                                    | 80,01 mm  |
| 0308100          | 805025-00-1 | Piston           | Seat / Skoda / Volkswagen                                    | 79,51 mm  |
| 0308102          | 805025-50-1 | Piston           | Seat / Skoda / Volkswagen                                    | 80,01 mm  |
| 03082N0          | 795077-00-4 | Piston ring set  | Audi / Seat / Skoda / VW 4 Cyl.                              | 76,50 mm  |
| 03084N0          | 795077-00-4 | Piston ring set  | Audi / Seat / Skoda / VW 4 Cyl.                              | 76,50 mm  |
| 0308900          | 805033-00-1 | Piston           | Audi / Seat / Skoda / Volkswagen                             | 76,51 mm  |
| 0308902          | 805033-50-1 | Piston           | Audi / Seat / Skoda / Volkswagen                             | 77,01 mm  |
| 0309000          | 805030-00-1 | Piston           | Volkswagen   | 81,01 mm  |
| 03090N0          | 795019-00-4 | Piston ring set  | Audi / Mitsubishi / Seat / Skoda / Volkswagen 4 Cyl.         | 81,00 mm  |
| 03090N0          | 795098-00-4 | Piston ring set  | Audi / Volkswagen 4 Cyl.                                     | 81,00 mm  |
| 0309100          | 805031-00-1 | Piston           | Volkswagen   | 81,01 mm  |
| 0309700          | 805050-00-1 | Piston           | Volkswagen   | 81,01 mm  |
| 0309800          | 805051-00-1 | Piston           | Volkswagen   | 81,01 mm  |
| 03162V0          | 791110-00-2 | Piston ring set  | Citroen 2 Cyl.   | 77,00 mm  |
| 0318200          | 803716-00-1 | Piston           | Citroen / Fiat / Peugeot / Talbot                            | 93,00 mm  |
| 0318201          | 803716-50-1 | Piston           | Citroen / Fiat / Peugeot / Talbot                            | 93,50 mm  |
| 03182N0          | 793735-00-4 | Piston ring set  | Peugeot / Citroen / Fiat / Talbot 4 Cyl.                     | 93,00 mm  |
| 03186N0          | 791143-00-4 | Piston ring set  | Citroen / Nissan / Opel / Peugeot / Renault / Vauxhall 4 Cyl | 82,70 mm  |
| 031WV16          | 953710-4    | Cylinder liner   | Citroen / Fiat / Iveco / Peugeot / Talbot                    | 93,00 mm  |
| 03301N0          | 795075-00-4 | Piston ring set  | VW / Audi / Seat 4 Cyl.                                      | 81,00 mm  |
| 03301N2          | 795075-50-4 | Piston ring set  | VW 4 Cyl.  | 81,50 mm  |
| 0330400          | 805019-00-1 | Piston           | Volkswagen   | 81,00 mm  |
| 0330402          | 805019-50-1 | Piston           | Volkswagen   | 81,50 mm  |
| 03304N0          | 795074-00-4 | Piston ring set  | VW / Audi / Seat / Skoda 4 Cyl.                              | 81,00 mm  |
| 03304N2          | 795074-50-4 | Piston ring set  | VW / Audi 4 Cyl.   | 81,50 mm  |
| 03310N0          | 795076-00-2 | Piston ring set  | VW / Audi 2 Cyl.   | 81,00 mm  |
| 03316N0          | 795074-00-4 | Piston ring set  | VW / Audi / Seat / Skoda 4 Cyl.                              | 81,00 mm  |
| 03316N2          | 795074-50-4 | Piston ring set  | VW / Audi 4 Cyl.   | 81,50 mm  |
| 03318N0          | 795075-00-4 | Piston ring set  | VW / Audi / Seat 4 Cyl.                                      | 81,00 mm  |
| 03319N0          | 795052-00-2 | Piston ring set  | VW / Audi / Seat / Skoda 2 Cyl.                              | 82,50 mm  |
| 03319N0          | 795057-00-2 | Piston ring set  | Audi / Seat / Skoda / Volkswagen 2 Cyl.                      | 82,50 mm  |
| 0334N0           | 795086-00-6 | Piston ring set  | Audi / VW / Skoda 6 Cyl.                                     | 78,30 mm  |
| 033RS001010N0    | 795028-00-2 | Piston ring set  | Audi / VW 2 Cyl.   | 83,00 mm  |
| 033RS001030N0    | 795052-00-2 | Piston ring set  | VW / Audi / Seat / Skoda 2 Cyl.                              | 82,50 mm  |
| 03469N0          | 795027-00-4 | Piston ring set  | VW 4 Cyl.  | 86,50 mm  |
| 03474N0          | 795037-00-4 | Piston ring set  | VW / Audi 4 Cyl.   | 81,00 mm  |
| 03474N2          | 795037-50-4 | Piston ring set  | VW / Audi 4 Cyl.   | 81,50 mm  |
| 0347500          | 805080-00-1 | Piston           | Volkswagen / Audi  | 81,01 mm  |
| 0347502          | 805080-50-1 | Piston           | Volkswagen / Audi  | 81,51 mm  |
| 03475N0          | 795036-00-4 | Piston ring set  | VW / Audi 4 Cyl.   | 81,00 mm  |
| 03475N2          | 795036-50-4 | Piston ring set  | VW / Audi 4 Cyl.   | 81,50 mm  |
| 03475N3          | 795036-10-4 | Piston ring set  | VW / Audi 4 Cyl.   | 82,00 mm  |
| 03475V0          | 795036-00-4 | Piston ring set  | VW / Audi 4 Cyl.   | 81,00 mm  |
| 03475V2          | 795036-50-4 | Piston ring set  | VW / Audi 4 Cyl.   | 81,50 mm  |
| 03475V3          | 795036-10-4 | Piston ring set  | VW / Audi 4 Cyl.   | 82,00 mm  |
| 0347600          | 805082-00-1 | Piston           | Volkswagen / Audi  | 81,01 mm  |
| 0347602          | 805082-50-1 | Piston           | Volkswagen / Audi  | 81,51 mm  |
| 0347700          | 805081-00-1 | Piston           | Volkswagen / Audi  | 81,01 mm  |
| 0347800          | 805081-00-1 | Piston           | Volkswagen / Audi  | 81,01 mm  |
| 0347802          | 805081-50-1 | Piston           | Volkswagen / Audi  | 81,51 mm  |
| 0348502          | 805085-50-1 | Piston           | Volkswagen / Audi  | 83,01 mm  |
| 0348900          | 805085-00-1 | Piston           | Volkswagen / Audi  | 82,51 mm  |
| 0348902          | 805085-50-1 | Piston           | Volkswagen / Audi  | 83,01 mm  |
| 03489N0          | 795053-00-4 | Piston ring set  | VW / Audi 4 Cyl.   | 82,50 mm  |
| 03489N2          | 795053-50-4 | Piston ring set  | VW / Audi 4 Cyl.   | 83,00 mm  |
| 03489V0          | 795053-00-4 | Piston ring set  | VW / Audi 4 Cyl.   | 82,50 mm  |
| 0349000          | 805020-00-1 | Piston           | Audi / Volvo   | 81,01 mm  |
| 0349002          | 805020-50-1 | Piston           | Audi / Volvo   | 81,51 mm  |



**VERGLEICHSNUMMERN  
CROSS-REFERENCE  
MAHLE - SM**

| Mahle cross ref. | SM Ref.:    | Product Category | Manufacturer Type                       | Bore dia. |
|------------------|-------------|------------------|---|-----------|
| 03490N0          | 795009-00-5 | Piston ring set  | Audi / Volvo /Volkswagen 5 Cyl.         | 81,00 mm  |
| 03490N0          | 795041-00-5 | Piston ring set  | VW / Audi / Volvo / Seat / Skoda 5 Cyl. | 81,00 mm  |
| 03490N2          | 795041-50-5 | Piston ring set  | VW / Audi / Volvo / Seat / Skoda 5 Cyl. | 81,50 mm  |
| 03490N2          | 795009-50-5 | Piston ring set  | Audi / Volvo / Volkswagen 5 Cyl.        | 81,50 mm  |
| 0349100          | 805021-00-1 | Piston           | Audi / Volvo                            | 81,01 mm  |
| 0349102          | 805021-50-1 | Piston           | Audi / Volvo                            | 81,51 mm  |
| 0349400          | 805087-00-1 | Piston           | Volkswagen / Audi                       | 82,51 mm  |
| 0349402          | 805087-50-1 | Piston           | Volkswagen / Audi                       | 83,01 mm  |
| 03702N0          | 795127-00-4 | Piston ring set  | Volvo 4 Cyl.                            | 96,00 mm  |
| 03722N0          | 795128-00-2 | Piston ring set  | Volvo 2 Cyl.                            | 92,00 mm  |
| 03744N0          | 795111-00-1 | Piston ring set  | Volvo 1 Cyl.                            | 98,43 mm  |
| 03744V0          | 795111-00-1 | Piston ring set  | Volvo 1 Cyl.                            | 98,43 mm  |
| 0374710          | 805102-00-1 | Piston           | Volvo                                   | 98,43 mm  |
| 0374780          | 815103-2    | Assembly         | Volvo                                   | 98,43 mm  |
| 0374782          | 815102-2    | Assembly         | Volvo                                   | 98,43 mm  |
| 0374790          | 815102-2    | Assembly         | Volvo                                   | 98,43 mm  |
| 0375410          | 805105-00-1 | Piston           | Volvo                                   | 104,77 mm |
| 0375480          | 815105-2    | Assembly         | Volvo                                   | 104,77 mm |
| 0375510          | 805106-00-1 | Piston           | Volvo                                   | 104,77 mm |
| 0375580          | 815106-2    | Assembly         | Volvo                                   | 104,77 mm |
| 03755N0          | 795106-00-1 | Piston ring set  | Volvo 1 Cyl.                            | 104,77 mm |
| 03755N0          | 795106-00-2 | Piston ring set  | Volvo 2 Cyl.                            | 104,77 mm |
| 03755V0          | 795106-00-1 | Piston ring set  | Volvo 1 Cyl.                            | 104,77 mm |
| 03755V0          | 795106-00-2 | Piston ring set  | Volvo 2 Cyl.                            | 104,77 mm |
| 0375700          | 805108-00-1 | Piston           | Volvo                                   | 104,77 mm |
| 0375780          | 815108-2    | Assembly         | Volvo                                   | 104,77 mm |
| 0375782          | 815127-2    | Assembly         | Volvo                                   | 104,77 mm |
| 0375790          | 815108-2    | Assembly         | Volvo                                   | 104,77 mm |
| 0375810          | 805107-00-1 | Piston           | Volvo                                   | 104,77 mm |
| 0375880          | 815107-2    | Assembly         | Volvo                                   | 104,77 mm |
| 03764N0          | 795127-00-4 | Piston ring set  | Volvo 4 Cyl.                            | 96,00 mm  |
| 03764N1          | 795127-30-4 | Piston ring set  | Volvo 4 Cyl.                            | 96,30 mm  |
| 0377400          | 805112-00-1 | Piston           | Volvo                                   | 120,65 mm |
| 0377490          | 815112-2    | Assembly         | Volvo                                   | 120,65 mm |
| 03774G0          | 795107-00-1 | Piston ring set  | Volvo 1 Cyl.                            | 120,65 mm |
| 03774G0          | 795107-00-2 | Piston ring set  | Volvo 2 Cyl.                            | 120,65 mm |
| 03774N0          | 795107-00-1 | Piston ring set  | Volvo 1 Cyl.                            | 120,65 mm |
| 03774N0          | 795107-00-2 | Piston ring set  | Volvo 2 Cyl.                            | 120,65 mm |
| 0377500          | 805116-00-1 | Piston           | Volvo                                   | 120,64 mm |
| 0377592          | 815116-2    | Assembly         | Volvo                                   | 120,65 mm |
| 0377595          | 815129-2    | Assembly         | Volvo                                   | 120,65 mm |
| 0377610          | 805110-00-1 | Piston           | Volvo                                   | 120,65 mm |
| 0377683          | 815110-2    | Assembly         | Volvo                                   | 120,65 mm |
| 03776G0          | 795120-00-1 | Piston ring set  | Volvo 1 Cyl.                            | 120,65 mm |
| 03776G0          | 795120-00-2 | Piston ring set  | Volvo 2 Cyl.                            | 120,65 mm |
| 03776N0          | 795120-00-1 | Piston ring set  | Volvo 1 Cyl.                            | 120,65 mm |
| 03776N0          | 795120-00-2 | Piston ring set  | Volvo 2 Cyl.                            | 120,65 mm |
| 0377710          | 805117-00-1 | Piston           | Volvo                                   | 120,65 mm |
| 0377783          | 815117-2    | Assembly         | Volvo                                   | 120,65 mm |
| 03780N0          | 795108-00-2 | Piston ring set  | Volvo 2 Cyl.                            | 130,18 mm |
| 03780N0          | 795108-00-1 | Piston ring set  | Volvo 1 Cyl.                            | 130,18 mm |
| 0378200          | 805124-00-1 | Piston           | Volvo                                   | 130,18 mm |
| 0378292          | 815124-2    | Assembly         | Volvo                                   | 130,18 mm |
| 0378300          | 805115-00-1 | Piston           | Volvo                                   | 130,18 mm |
| 0378392          | 815115-2    | Assembly         | Volvo                                   | 130,18 mm |
| 0379200          | 805126-00-1 | Piston           | Volvo                                   | 98,43 mm  |
| 0379292          | 815126-2    | Assembly         | Volvo                                   | 98,43 mm  |
| 0379800          | 805104-00-1 | Piston           | Volvo                                   | 104,77 mm |
| 0379892          | 815104-2    | Assembly         | Volvo                                   | 104,77 mm |
| 03798N0          | 795124-00-1 | Piston ring set  | Volvo 1 Cyl.                            | 104,77 mm |
| 03798N0          | 795124-00-2 | Piston ring set  | Volvo 2 Cyl.                            | 104,77 mm |
| 0379900          | 805145-00-1 | Piston           | Volvo                                   | 130,18 mm |
| 0379992          | 815166-2    | Assembly         | Volvo                                   | 130,18 mm |

**VERGLEICHSNUMMERN  
CROSS-REFERENCE  
MAHLE - SM**

| Mahle cross ref. | SM Ref.:    | Product Category             | Manufacturer Type | Bore dia. |
|------------------|-------------|------------------------------|-------------------|-----------|
| 03799N0          | 795132-00-1 | Piston ring set              | Volvo 1 Cyl.      | 130,18 mm |
| 03799N0          | 795132-00-2 | Piston ring set              | Volvo 2 Cyl.      | 130,18 mm |
| 037LW00100000    | 953813-1    | Cylinder liner               | RVI / Volvo       | 123,00 mm |
| 037SK50030000    | 925133-1    | Cylinder liner seal set      | Volvo             | 131,00 mm |
| 037WN07          | 955102-1    | Cylinder liner               | Volvo             | 98,43 mm  |
| 037WN07          | 955102-2    | Cylinder liner with seal set | Volvo             | 98,43 mm  |
| 037WN11          | 955105-1    | Cylinder liner               | Volvo             | 104,77 mm |
| 037WN11          | 955105-2    | Cylinder liner with seal set | Volvo             | 104,77 mm |
| 037WN18          | 955112-1    | Cylinder liner               | Volvo             | 120,65 mm |
| 037WN21          | 955116-1    | Cylinder liner               | Volvo             | 120,64 mm |
| 037WN21          | 955116-2    | Cylinder liner with seal set | Volvo             | 120,64 mm |
| 037WN22          | 955113-1    | Cylinder liner               | Volvo             | 130,18 mm |
| 037WN25          | 955121-1    | Cylinder liner               | Volvo             | 130,18 mm |
| 037WN25          | 955121-2    | Cylinder liner with seal set | Volvo             | 130,18 mm |
| 037WN26          | 955104-1    | Cylinder liner               | Volvo             | 104,77 mm |
| 037WN27          | 955103-1    | Cylinder liner               | Volvo             | 98,43 mm  |
| 037WN2701        | 955103-2    | Cylinder liner with seal set | Volvo             | 98,43 mm  |
| 037WN29          | 955118-1    | Cylinder liner               | Volvo             | 120,65 mm |
| 037WN30          | 955114-1    | Cylinder liner               | Volvo             | 130,18 mm |
| 037WN3001        | 955114-2    | Cylinder liner with seal set | Volvo             | 130,18 mm |
| 037WN34          | 955110-1    | Cylinder liner               | Volvo             | 120,65 mm |
| 037WN34          | 955110-2    | Cylinder liner with seal set | Volvo             | 120,65 mm |
| 037WN35          | 955133-1    | Cylinder liner               | Volvo             | 131,00 mm |
| 037WN37          | 955109-1    | Cylinder liner               | Volvo             | 104,77 mm |
| 037WN37          | 955109-2    | Cylinder liner with seal set | Volvo             | 104,77 mm |
| 037WN40          | 955135-1    | Cylinder liner               | Volvo             | 104,77 mm |
| 037WN40          | 955135-2    | Cylinder liner with seal set | Volvo             | 104,77 mm |
| 037WN42          | 955111-1    | Cylinder Liner               | Volvo             | 104,77 mm |
| 037WN42          | 955111-2    | Cylinder liner with seal set | Volvo             | 104,77 mm |
| 037WN48          | 955134-1    | Cylinder liner               | Volvo             | 131,00 mm |
| 037WN48          | 955134-2    | Cylinder liner with seal set | Volvo             | 131,00 mm |
| 037WN4801        | 955134-2    | Cylinder liner with seal set | Volvo             | 131,00 mm |
| 037WN49          | 955132-1    | Cylinder liner               | Volvo             | 104,77 mm |
| 037WN49          | 955132-2    | Cylinder liner with seal set | Volvo             | 104,77 mm |
| 037WN5600        | 955162-1    | Cylinder liner               | Volvo / Renault   | 131,00 mm |
| 0380100          | 805113-00-1 | Piston                       | Volvo             | 130,18 mm |
| 0380190          | 815121-2    | Assembly                     | Volvo             | 130,18 mm |
| 0380192          | 815113-2    | Assembly                     | Volvo             | 130,18 mm |
| 03801G0          | 795147-00-2 | Piston ring set              | Volvo 2 Cyl.      | 130,18 mm |
| 03801N0          | 795113-00-1 | Piston ring set              | Volvo 1 Cyl.      | 130,18 mm |
| 03801NO          | 795180-00-2 | Piston ring set              | Volvo 2 Cyl.      | 130,18 mm |
| 03801V0          | 795113-00-1 | Piston ring set              | Volvo 1 Cyl.      | 130,18 mm |
| 03803N0          | 795142-00-1 | Piston ring set              | Volvo 1 Cyl.      | 131,00 mm |
| 0380400          | 805114-00-1 | Piston                       | Volvo             | 130,18 mm |
| 0380490          | 815130-2    | Assembly                     | Volvo             | 130,18 mm |
| 0380492          | 815114-1    | Assembly                     | Volvo             | 130,18 mm |
| 0380492          | 815114-2    | Assembly                     | Volvo             | 130,18 mm |
| 0380500          | 805120-00-1 | Piston                       | Volvo             | 130,18 mm |
| 03809N0          | 795129-00-1 | Piston ring set              | Volvo 1 Cyl.      | 120,65 mm |
| 0381400          | 805111-00-1 | Piston                       | Volvo             | 83,01 mm  |
| 03814N0          | 795137-00-5 | Piston ring set              | Volvo 5 Cyl.      | 83,00 mm  |
| 03825N0          | 795136-00-6 | Piston ring set              | Volvo 6 Cyl.      | 81,00 mm  |
| 0382800          | 805125-00-1 | Piston                       | Volvo             | 104,77 mm |
| 0382890          | 815125-2    | Assembly                     | Volvo             | 104,77 mm |
| 03828N0          | 795130-00-1 | Piston ring set              | Volvo 1 Cyl.      | 104,77 mm |
| 03828N0          | 795130-00-2 | Piston ring set              | Volvo 2 Cyl.      | 104,77 mm |
| 0382900          | 805109-00-1 | Piston                       | Volvo             | 104,77 mm |
| 0382992          | 815109-2    | Assembly                     | Volvo             | 104,77 mm |
| 0382994          | 815122-2    | Assembly                     | Volvo             | 104,77 mm |
| 03829N0          | 795130-00-1 | Piston ring set              | Volvo 1 Cyl.      | 104,77 mm |
| 03829N0          | 795130-00-2 | Piston ring set              | Volvo 2 Cyl.      | 104,77 mm |
| 03829V0          | 795130-00-1 | Piston ring set              | Volvo 1 Cyl.      | 104,77 mm |
| 03829V0          | 795130-00-2 | Piston ring set              | Volvo 2 Cyl.      | 104,77 mm |

**VERGLEICHSNUMMERN  
CROSS-REFERENCE  
MAHLE - SM**

| Mahle cross ref. | SM Ref.:    | Product Category | Manufacturer Type                                  | Bore dia. |
|------------------|-------------|------------------|--|-----------|
| 0383700          | 805132-00-1 | Piston           | Volvo  | 104,77 mm |
| 0383792          | 815133-2    | Assembly         | Volvo  | 104,77 mm |
| 0383793          | 815132-2    | Assembly         | Volvo  | 104,77 mm |
| 0383794          | 815111-2    | Assembly         | Volvo  | 104,77 mm |
| 03837N0          | 795150-00-1 | Piston ring set  | Volvo 1 Cyl.                                       | 104,77 mm |
| 03838N0          | 795199-00-2 | Piston ring set  | Volvo 2 Cyl.                                       | 98,43 mm  |
| 0384300          | 805140-00-1 | Piston           | Volvo  | 131,01 mm |
| 0384390          | 815140-2    | Assembly         | Volvo  | 131,00 mm |
| 03843N0          | 795142-00-1 | Piston ring set  | Volvo 1 Cyl.                                       | 131,00 mm |
| 03848N0          | 795123-00-1 | Piston ring set  | Volvo 1 Cyl.                                       | 120,65 mm |
| 03848N0          | 795123-00-2 | Piston ring set  | Volvo 2 Cyl.                                       | 120,65 mm |
| 03852N0          | 795152-00-1 | Piston ring set  | Volvo 1 Cyl.                                       | 83,00 mm  |
| 0385600          | 805141-00-1 | Piston           | Volvo  | 131,01 mm |
| 0385690          | 815141-2    | Assembly         | Volvo  | 131,00 mm |
| 03857N0          | 795159-00-1 | Piston ring set  | Volvo 1 Cyl.                                       | 120,00 mm |
| 03864N0          | 795165-00-5 | Piston ring set  | Volvo 5 Cyl.                                       | 81,00 mm  |
| 03873N0          | 795161-00-1 | Piston ring set  | RVI / Volvo 1 Cyl.                                 | 131,00 mm |
| 0390100          | 803726-00-1 | Piston           | Citroen / Nissan / Peugeot / Rover                 | 77,00 mm  |
| 03901G0          | 793726-00-4 | Piston ring set  | Peugeot / Citroen / Nissan / Rover 4 Cyl.          | 77,00 mm  |
| 03901N0          | 793726-00-4 | Piston ring set  | Peugeot / Citroen / Nissan / Rover 4 Cyl.          | 77,00 mm  |
| 03901V0          | 793726-00-4 | Piston ring set  | Peugeot / Citroen / Nissan / Rover 4 Cyl.          | 77,00 mm  |
| 03902V0          | 793725-00-4 | Piston ring set  | Peugeot / Citroen / Fiat 4 Cyl.                    | 83,00 mm  |
| 0390600          | 803707-00-1 | Piston           | Peugeot  | 92,00 mm  |
| 0390611          | 803707-50-1 | Piston           | Peugeot  | 92,50 mm  |
| 03906N0          | 793740-00-4 | Piston ring set  | Peugeot / Fiat / Citroen / DAF 4 Cyl.              | 92,00 mm  |
| 0392400          | 803703-00-1 | Piston           | Peugeot / Citroen                                  | 83,00 mm  |
| 0392402          | 803703-50-1 | Piston           | Peugeot / Citroen                                  | 83,50 mm  |
| 03924N0          | 793723-00-4 | Piston ring set  | Peugeot/Fiat/Citroen/Rover/Lada/Suzuki 4 Cyl.      | 83,00 mm  |
| 03924N1          | 793723-50-4 | Piston ring set  | Peugeot/Fiat/Citroen/Rover/Lada 4 Cyl.             | 83,50 mm  |
| 03924V0          | 793723-00-4 | Piston ring set  | Peugeot/Fiat/Citroen/Rover/Lada/Suzuki 4 Cyl.      | 83,00 mm  |
| 03929V0          | 793704-00-4 | Piston ring set  | Peugeot 4 Cyl.                                     | 84,00 mm  |
| 03932N0          | 793712-00-4 | Piston ring set  | Peugeot / Fiat / Citroen 4 Cyl.                    | 84,00 mm  |
| 0394190          | 813708-1    | Assembly         | Peugeot  | 90,00 mm  |
| 03941N0          | 793708-00-2 | Piston ring set  | Peugeot/ Ford/ Renault/ RVI/ Opel/ Volo/Aro 2 Cyl. | 90,00 mm  |
| 03943G0          | 793733-00-4 | Piston ring set  | Peugeot 4 Cyl.                                     | 88,00 mm  |
| 03943N0          | 793777-00-4 | Piston ring set  | Peugeot / Citroen / Renault 4 Cyl.                 | 88,00 mm  |
| 03943V0          | 793777-00-4 | Piston ring set  | Peugeot / Citroen / Renault 4 Cyl.                 | 88,00 mm  |
| 03947N0          | 793718-00-4 | Piston ring set  | DAF / Ford / Peugeot / Ssang Yong / Talbot 4 Cyl.  | 94,00 mm  |
| 0394800          | 803704-00-1 | Piston           | Peugeot  | 94,00 mm  |
| 0394801          | 803704-40-1 | Piston           | Peugeot  | 94,40 mm  |
| 0394802          | 803704-60-1 | Piston           | Peugeot  | 94,60 mm  |
| 0394803          | 803704-10-1 | Piston           | Peugeot  | 95,00 mm  |
| 03948G0          | 793714-00-4 | Piston ring set  | DAF /Citroen /Ford /Peugeot /Aro /Ssangyong 4 Cyl. | 94,00 mm  |
| 03948N0          | 793714-00-4 | Piston ring set  | DAF /Citroen /Ford /Peugeot /Aro /Ssangyong 4 Cyl. | 94,00 mm  |
| 03948N1          | 793714-40-4 | Piston ring set  | Peugeot 4 Cyl.                                     | 94,40 mm  |
| 0395100          | 803706-00-1 | Piston           | Peugeot  | 94,00 mm  |
| 0395101          | 803706-40-1 | Piston           | Peugeot  | 94,40 mm  |
| 03952N0          | 793718-00-4 | Piston ring set  | DAF / Ford / Peugeot / Ssang Yong / Talbot 4 Cyl.  | 94,00 mm  |
| 03953N0          | 793707-00-2 | Piston ring set  | Peugeot / Fiat / Citroen / Renault / Talbot 2 Cyl. | 88,00 mm  |
| 03953V0          | 793707-00-2 | Piston ring set  | Peugeot / Fiat / Citroen / Renault / Talbot 2 Cyl. | 88,00 mm  |
| 0395400          | 803715-00-1 | Piston           | Peugeot  | 88,00 mm  |
| 0395490          | 813715-1    | Assembly         | Peugeot  | 88,00 mm  |
| 03954N0          | 793715-00-4 | Piston ring set  | Peugeot / Ford 4 Cyl.                              | 88,00 mm  |
| 03954V0          | 793715-00-4 | Piston ring set  | Peugeot / Ford 4 Cyl.                              | 88,00 mm  |
| 03958N0          | 793709-00-4 | Piston ring set  | Citroen / Peugeot 4 Cyl.                           | 72,00 mm  |
| 03959N0          | 793706-00-4 | Piston ring set  | Peugeot / Citroen 4 Cyl.                           | 72,00 mm  |
| 03959V0          | 793706-00-4 | Piston ring set  | Peugeot / Citroen 4 Cyl.                           | 72,00 mm  |
| 03964N0          | 793738-00-4 | Piston ring set  | Peugeot / Citroen / Talbot 4 Cyl.                  | 75,00 mm  |
| 0396800          | 803750-00-1 | Piston           | Citroen / Fiat / Peugeot                           | 83,00 mm  |
| 0396890          | 813750-4    | Assembly         | Citroen / Peugeot                                  | 83,00 mm  |
| 03969N0          | 793721-00-4 | Piston ring set  | Peugeot 4 Cyl.                                     | 78,00 mm  |
| 0397300          | 803701-00-1 | Piston           | Peugeot  | 80,00 mm  |
| 03973N0          | 793727-00-4 | Piston ring set  | Peugeot / Citroen / Honda / Rover 4 Cyl.           | 80,00 mm  |

**VERGLEICHSNUMMERN**  
**CROSS-REFERENCE**  
**MAHLE - SM**

| Mahle cross ref. | SM Ref.:    | Product Category | Manufacturer Type                                  | Bore dia. |
|------------------|-------------|------------------|--|-----------|
| 03973V0          | 793727-00-4 | Piston ring set  | Peugeot / Citroen / Honda / Rover 4 Cyl.           | 80,00 mm  |
| 03976N0          | 793717-00-4 | Piston ring set  | Peugeot / Citroen 4 Cyl.                           | 83,00 mm  |
| 03976V0          | 793717-00-4 | Piston ring set  | Peugeot / Citroen 4 Cyl.                           | 83,00 mm  |
| 0397800          | 803702-00-1 | Piston           | Peugeot  | 80,00 mm  |
| 0397801          | 803702-50-1 | Piston           | Peugeot  | 80,50 mm  |
| 03979N0          | 793724-00-4 | Piston ring set  | Peugeot / Citroen 4 Cyl.                           | 83,00 mm  |
| 03980N0          | 793724-00-4 | Piston ring set  | Peugeot / Citroen 4 Cyl.                           | 83,00 mm  |
| 03980V0          | 793724-00-4 | Piston ring set  | Peugeot / Citroen 4 Cyl.                           | 83,00 mm  |
| 03982V0          | 793765-00-4 | Piston ring set  | Citroen / Fiat / Peugeot                           | 83,00 mm  |
| 03989N0          | 793730-00-4 | Piston ring set  | Peugeot / Fiat / Citroen 4 Cyl.                    | 85,00 mm  |
| 0399500          | 803731-00-1 | Piston           | Citroen / Fiat / Peugeot                           | 86,00 mm  |
| 0399600          | 803719-00-1 | Piston           | Citroen / Fiat / Iveco / Lada / Peugeot / Suzuki   | 83,00 mm  |
| 03996N0          | 793744-00-4 | Piston ring set  | Peugeot / Fiat / Citroen / Lada / Suzuki 4 Cyl.    | 83,00 mm  |
| 03996N1          | 793744-50-4 | Piston ring set  | Peugeot / Fiat / Citroen / Lada / Suzuki 4 Cyl.    | 83,50 mm  |
| 03998N0          | 793753-00-4 | Piston ring set  | Peugeot / Citroen 4 Cyl.                           | 92,00 mm  |
| 0399900          | 803749-00-1 | Piston           | Citroen / Fiat / Ford / Lancia / Peugeot / Suzuki  | 85,00 mm  |
| 0399903          | 803749-50-1 | Piston           | Citroen / Fiat / Ford / Lancia / Peugeot / Suzuki  | 85,50 mm  |
| 03999N0          | 793749-00-4 | Piston ring set  | Peugeot/ Fiat/ Citroen/ Suzuki/ Ford/ Volvo 4 Cyl. | 85,00 mm  |
| 039PI00113000    | 803737-00-1 | Piston           | Peugeot / Citroen / Ford / Volo                    | 75,00 mm  |
| 039RS001010N0    | 793766-00-4 | Piston ring set  | Citroen / Peugeot 4 Cyl.                           | 78,50 mm  |
| 039RS001130N0    | 793770-00-4 | Piston ring set  | Peugeot / Citroen / Ford / Toyota / Volvo 4 Cyl.   | 75,00 mm  |
| 039RS001130N0    | 793770-50-4 | Piston ring set  | Peugeot / Citroen / Ford / Toyota / Volvo 4 Cyl.   | 75,50 mm  |
| 039RS001130N2    | 803737-50-1 | Piston           | Peugeot / Citroen / Ford / Volo                    | 75,50 mm  |
| 039RS00117 ON0   | 793771-00-4 | Piston ring set  | Peugeot / Fiat / Citroen 4 Cyl.                    | 85,00 mm  |
| 039RS001200N0    | 793716-00-3 | Piston ring set  | Citroen / Peugeot 3 Cyl.                           | 75,00 mm  |
| 039WN12          | 953715-4    | Cylinder liner   | Peugeot  | 88,00 mm  |
| 039WN15          | 953708-1    | Cylinder liner   | Peugeot  | 90,00 mm  |
| 039WN24          | 953717-4    | Cylinder liner   | Peugeot  | 83,00 mm  |
| 039WN34          | 953712-4    | Cylinder liner   | Peugeot  | 72,00 mm  |
| 039WV16          | 953703-4    | Cylinder liner   | Peugeot  | 94,00 mm  |
| 039WV21          | 953702-4    | Cylinder liner   | Citroen / Peugeot                                  | 83,00 mm  |
| 039WV23          | 953701-4    | Cylinder liner   | Peugeot  | 80,00 mm  |
| 039WV42          | 953706-4    | Cylinder liner   | Citroen / Ford / Mazda / Mini / Peugeot            | 75,00 mm  |
| 0400100          | 803705-00-1 | Piston           | Peugeot  | 82,20 mm  |
| 0400101          | 803705-60-1 | Piston           | Peugeot  | 82,80 mm  |
| 04001N0          | 791142-00-4 | Piston ring set  | Citroen / Peugeot / Fiat 4 Cyl.                    | 82,20 mm  |
| 04001N1          | 791142-60-4 | Piston ring set  | Citroen / Peugeot / Fiat 4 Cyl.                    | 82,80 mm  |
| 0400200          | 803730-00-1 | Piston           | Citroen / Peugeot                                  | 75,00 mm  |
| 0400290          | 813730-4    | Assembly         | Citroen / Peugeot                                  | 75,00 mm  |
| 04002N0          | 793755-00-4 | Piston ring set  | Peugeot / Citroen 4 Cyl.                           | 75,00 mm  |
| 0400300          | 803711-00-1 | Piston           | Peugeot / Citroen / Ford / Toyota                  | 73,70 mm  |
| 0400302          | 803711-50-1 | Piston           | Peugeot / Citroen / Ford / Toyota                  | 74,20 mm  |
| 0400400          | 803736-00-1 | Piston           | Citroen / Peugeot                                  | 78,50 mm  |
| 04004N0          | 793752-00-4 | Piston ring set  | Peugeot / Citroen 4 Cyl.                           | 78,50 mm  |
| 04005N0          | 793756-00-4 | Piston ring set  | Peugeot / Ford / Citroen / Toyota 4 Cyl.           | 73,70 mm  |
| 0400600          | 803710-00-1 | Piston           | Peugeot/Mini/Volvo/Citroen/Ford/Fiat/Mazda         | 75,00 mm  |
| 04006N0          | 793758-00-4 | Piston ring set  | Citroen/Fiat/Mazda/Mini/Peugeot/Suzuki/Volvo 4 Cyl | 75,00 mm  |
| 04007N0          | 793729-00-4 | Piston ring set  | Peugeot / Fiat / Citroen / Suzuki 4 Cyl.           | 83,00 mm  |
| 04007V0          | 793729-00-4 | Piston ring set  | Peugeot / Fiat / Citroen / Suzuki 4 Cyl.           | 83,00 mm  |
| 04008V0          | 793743-00-4 | Piston ring set  | Peugeot / Fiat 4 Cyl.                              | 78,50 mm  |
| 04009N0          | 793747-00-4 | Piston ring set  | Peugeot / Citroen 4 Cyl.                           | 92,00 mm  |
| 04009N2          | 793747-50-4 | Piston ring set  | Peugeot 4 Cyl.                                     | 92,50 mm  |
| 04009V2          | 793747-50-4 | Piston ring set  | Peugeot 4 Cyl.                                     | 92,50 mm  |
| 04014N0          | 792060-00-4 | Piston ring set  | Fiat / Citroen / Renault / Seat 4 Cyl.             | 93,00 mm  |
| 04016N0          | 793751-00-4 | Piston ring set  | Peugeot / Citroen 4 Cyl.                           | 85,00 mm  |
| 0401800          | 803712-00-1 | Piston           | Peugeot  | 72,00 mm  |
| 0401890          | 813712-4    | Assembly         | Peugeot  | 72,00 mm  |
| 04018N0          | 793754-00-4 | Piston ring set  | Peugeot / Citroen 4 Cyl.                           | 72,00 mm  |
| 04025N0          | 793760-00-4 | Piston ring set  | Peugeot / Citroen 4 Cyl.                           | 75,00 mm  |
| 04033V0          | 793704-00-4 | Piston ring set  | Peugeot 4 Cyl.                                     | 84,00 mm  |
| 0430300          | 803602-00-1 | Piston           | Perkins  | 98,48 mm  |
| 0430392          | 813602-1    | Assembly         | Perkins  | 98,48 mm  |
| 0431900          | 803610-00-1 | Piston           | Perkins  | 100,00 mm |

**VERGLEICHSNUMMERN  
CROSS-REFERENCE  
MAHLE - SM**

| Mahle cross ref. | SM Ref.:    | Product Category | Manufacturer Type                      | Bore dia. |
|------------------|-------------|------------------|--|-----------|
| 04319N0          | 793614-00-2 | Piston ring set  | Perkins 2 Cyl.                         | 100,00 mm |
| 04320G0          | 793611-00-1 | Piston ring set  | Perkins 1 Cyl.                         | 91,48 mm  |
| 04321N0          | 793624-00-1 | Piston ring set  | Perkins / Fap-Famos 1 Cyl.             | 91,48 mm  |
| 04321V0          | 793624-00-1 | Piston ring set  | Perkins / Fap-Famos 1 Cyl.             | 91,48 mm  |
| 0432200          | 803606-00-1 | Piston           | Perkins                                | 91,48 mm  |
| 0432300          | 803606-00-1 | Piston           | Perkins                                | 91,48 mm  |
| 0432600          | 803603-00-1 | Piston           | Perkins                                | 98,48 mm  |
| 0432693          | 813603-1    | Assembly         | Perkins                                | 98,48 mm  |
| 04326G0          | 793620-00-2 | Piston ring set  | Perkins / Leyland / RVI / Volvo 2 Cyl. | 98,48 mm  |
| 04326N0          | 793610-00-2 | Piston ring set  | Perkins 2 Cyl.                         | 98,48 mm  |
| 04326V0          | 793620-00-2 | Piston ring set  | Perkins / Leyland / RVI / Volvo 2 Cyl. | 98,48 mm  |
| 0433010          | 803604-00-1 | Piston           | Perkins                                | 101,05 mm |
| 04330G0          | 793621-00-2 | Piston ring set  | Perkins 2 Cyl.                         | 101,05 mm |
| 04330N0          | 793621-00-2 | Piston ring set  | Perkins 2 Cyl.                         | 101,05 mm |
| 04330V0          | 793621-00-2 | Piston ring set  | Perkins 2 Cyl.                         | 101,05 mm |
| 04331N0          | 793626-00-2 | Piston ring set  | Chrysler / Leyland / Perkins 2 Cyl.    | 98,48 mm  |
| 0436000          | 803601-00-1 | Piston           | Perkins                                | 98,48 mm  |
| 0436090          | 813601-1    | Assembly         | Perkins                                | 98,48 mm  |
| 04361N0          | 793615-00-2 | Piston ring set  | Perkins 2 Cyl.                         | 98,48 mm  |
| 04361N0          | 793615-00-2 | Piston ring set  | Perkins 2 Cyl.                         | 98,48 mm  |
| 04363N0          | 793627-00-1 | Piston ring set  | Perkins 1 Cyl.                         | 98,48 mm  |
| 04363N0          | 793627-00-1 | Piston ring set  | Perkins 1 Cyl.                         | 98,48 mm  |
| 04367N0          | 793629-00-2 | Piston ring set  | Fiat / Iveco / Massey / Perkins 2 Cyl. | 101,05 mm |
| 0437100          | 803605-00-1 | Piston           | Perkins                                | 101,05 mm |
| 0437500          | 803611-00-1 | Piston           | Perkins                                | 98,48 mm  |
| 04375N0          | 793610-00-2 | Piston ring set  | Perkins 2 Cyl.                         | 98,48 mm  |
| 0438000          | 803609-00-1 | Piston           | Perkins                                | 100,00 mm |
| 04394N0          | 793639-00-2 | Piston ring set  | Perkins 2 Cyl.                         | 100,00 mm |
| 043WT13          | 953603-1    | Cylinder liner   | Perkins                                | 98,48 mm  |
| 043WV07          | 953606-1    | Cylinder liner   | Perkins                                | 91,48 mm  |
| 043WV12          | 953604-1    | Cylinder liner   | Perkins                                | 98,48 mm  |
| 043WV20          | 953602-1    | Cylinder liner   | Perkins                                | 101,05 mm |
| 043WV42          | 953612-1    | Cylinder liner   | Perkins                                | 100,00 mm |
| 043WV43          | 953609-1    | Cylinder liner   | Perkins                                | 100,00 mm |
| 05523N0          | 791256-00-2 | Piston ring set  | Mercedes Benz 2 Cyl.                   | 83,00 mm  |
| 05961V0          | 794207-00-4 | Piston ring set  | Skoda 4 Cyl.                           | 75,50 mm  |
| 05961V0          | 797205-00-4 | Piston ring set  | Hyundai 4 Cyl.                         | 75,50 mm  |
| 0610100          | 803914-00-1 | Piston           | Scania                                 | 127,00 mm |
| 0610190          | 813916-2    | Assembly         | Scania                                 | 127,00 mm |
| 0610192          | 813915-2    | Assembly         | Scania                                 | 127,00 mm |
| 0610300          | 803918-00-1 | Piston           | Scania                                 | 127,00 mm |
| 0610390          | 813920-2    | Assembly         | Scania                                 | 127,00 mm |
| 0610392          | 813922-2    | Assembly         | Scania                                 | 127,00 mm |
| 06106N0          | 793923-00-1 | Piston ring set  | Scania 1 Cyl.                          | 127,00 mm |
| 0612600          | 803905-00-1 | Piston           | Scania                                 | 127,00 mm |
| 0612690          | 813914-2    | Assembly         | Scania                                 | 127,00 mm |
| 0612700          | 803906-00-1 | Piston           | Scania                                 | 127,00 mm |
| 0612790          | 813906-2    | Assembly         | Scania                                 | 127,00 mm |
| 06127N0          | 793908-00-1 | Piston ring set  | Scania 1 Cyl.                          | 127,00 mm |
| 06130N0          | 793904-00-1 | Piston ring set  | Scania 1 Cyl.                          | 127,00 mm |
| 06130V0          | 793904-00-1 | Piston ring set  | Scania 1 Cyl.                          | 127,00 mm |
| 0613400          | 803907-00-1 | Piston           | Scania                                 | 127,00 mm |
| 0613494          | 813907-2    | Assembly         | Scania                                 | 127,00 mm |
| 06134N0          | 793907-00-1 | Piston ring set  | Scania 1 Cyl.                          | 127,00 mm |
| 06134V0          | 793907-00-1 | Piston ring set  | Scania 1 Cyl.                          | 127,00 mm |
| 0613500          | 803911-00-1 | Piston           | Scania                                 | 127,00 mm |
| 0613592          | 813911-2    | Assembly         | Scania                                 | 127,00 mm |
| 0613600          | 803912-00-1 | Piston           | Scania                                 | 127,00 mm |
| 0613692          | 813912-2    | Assembly         | Scania                                 | 127,00 mm |
| 06136N0          | 793914-00-1 | Piston ring set  | Scania 1 Cyl.                          | 127,00 mm |
| 0613800          | 803910-00-1 | Piston           | Scania                                 | 127,00 mm |
| 0613892          | 813910-2    | Assembly         | Scania                                 | 127,00 mm |
| 0614100          | 803913-00-1 | Piston           | Scania                                 | 127,00 mm |

**VERGLEICHSNUMMERN  
CROSS-REFERENCE  
MAHLE - SM**

| Mahle cross ref. | SM Ref.:    | Product Category             | Manufacturer Type | Bore dia. |
|------------------|-------------|------------------------------|-------------------|-----------|
| 0614192          | 813913-2    | Assembly                     | Scania            | 127,00 mm |
| 06141N0          | 793925-00-1 | Piston ring set              | Scania 1 Cyl.     | 127,00 mm |
| 0614200          | 803917-00-1 | Piston                       | Scania            | 127,00 mm |
| 0614290          | 813917-2    | Assembly                     | Scania            | 127,00 mm |
| 0614292          | 813917-2    | Assembly                     | Scania            | 127,00 mm |
| 06142N0          | 793916-00-1 | Piston ring set              | Scania 1 Cyl.     | 127,00 mm |
| 0614700          | 803916-00-1 | Piston                       | Scania            | 127,00 mm |
| 0614790          | 813918-2    | Assembly                     | Scania            | 127,00 mm |
| 0615600          | 803919-00-1 | Piston                       | Scania            | 127,00 mm |
| 0615690          | 813919-2    | Assembly                     | Scania            | 127,00 mm |
| 0616100          | 803901-00-1 | Piston                       | Scania            | 115,00 mm |
| 0616190          | 813901-2    | Assembly                     | Scania            | 115,00 mm |
| 06161N0          | 793912-00-1 | Piston ring set              | Scania 1 Cyl.     | 115,00 mm |
| 06161V0          | 793912-00-1 | Piston ring set              | Scania 1 Cyl.     | 115,00 mm |
| 0616200          | 803902-00-1 | Piston                       | Scania            | 115,00 mm |
| 0616290          | 813902-2    | Assembly                     | Scania            | 115,00 mm |
| 0616300          | 803903-00-1 | Piston                       | Scania            | 115,00 mm |
| 0616392          | 813903-2    | Assembly                     | Scania            | 115,00 mm |
| 06163N0          | 793913-00-1 | Piston ring set              | Scania 1 Cyl.     | 115,00 mm |
| 0616400          | 803904-00-1 | Piston                       | Scania            | 115,00 mm |
| 0616490          | 813905-2    | Assembly                     | Scania            | 115,00 mm |
| 0616492          | 813908-2    | Assembly                     | Scania            | 115,00 mm |
| 06165N0          | 793926-00-2 | Piston ring set              | Scania 2 Cyl.     | 115,00 mm |
| 06168N0          | 793909-00-2 | Piston ring set              | Scania 2 Cyl.     | 115,00 mm |
| 06171N0          | 793903-00-1 | Piston ring set              | Scania 1 Cyl.     | 115,00 mm |
| 061AY00128090    | 813920-2    | Assembly                     | Scania            | 127,00 mm |
| 061PI00128000    | 803918-00-1 | Piston                       | Scania            | 127,00 mm |
| 061PI00129000    | 803919-00-1 | Piston                       | Scania            | 127,00 mm |
| 061SK50016       | 923916-1    | Cylinder liner seal set      | Scania            | 127,00 mm |
| 061WN04          | 953905-1    | Cylinder liner               | Scania            | 127,00 mm |
| 061WN04          | 953905-2    | Cylinder liner with seal set | Scania            | 127,00 mm |
| 061WN06          | 953912-1    | Cylinder liner               | Scania            | 127,00 mm |
| 061WN07          | 953910-1    | Cylinder liner               | Scania            | 127,00 mm |
| 061WN08          | 953901-1    | Cylinder liner               | Scania            | 115,00 mm |
| 061WN08          | 953901-2    | Cylinder liner with seal set | Scania            | 115,00 mm |
| 061WN09          | 953910-1    | Cylinder liner               | Scania            | 127,00 mm |
| 061WN11          | 953903-1    | Cylinder liner               | Scania            | 115,00 mm |
| 061WN11          | 953903-2    | Cylinder liner with seal set | Scania            | 115,00 mm |
| 061WN12          | 953913-1    | Cylinder liner               | Scania            | 127,00 mm |
| 061WN12          | 953913-2    | Cylinder liner with seal set | Scania            | 127,00 mm |
| 061WN13          | 953912-1    | Cylinder liner               | Scania            | 127,00 mm |
| 061WN14          | 953914-1    | Cylinder liner               | Scania            | 127,00 mm |
| 061WN1401        | 953914-2    | Cylinder liner with seal set | Scania            | 127,00 mm |
| 061WN15          | 953907-1    | Cylinder liner               | Scania            | 127,00 mm |
| 061WN15          | 953907-2    | Cylinder liner with seal set | Scania            | 127,00 mm |
| 061WN1501        | 953907-2    | Cylinder liner with seal set | Scania            | 127,00 mm |
| 061WN17          | 953916-1    | Cylinder liner               | Scania            | 127,00 mm |
| 061WN17          | 953916-2    | Cylinder liner with seal set | Scania            | 127,00 mm |
| 061WN1701        | 953916-2    | Cylinder liner with seal set | Scania            | 127,00 mm |
| 061WN19          | 953915-1    | Cylinder liner               | Scania            | 127,00 mm |
| 061WN19          | 953915-2    | Cylinder liner with seal set | Scania            | 127,00 mm |
| 061WN1901        | 953915-2    | Cylinder liner with seal set | Scania            | 127,00 mm |
| 061WN25          | 953911-1    | Cylinder liner               | Scania            | 115,00 mm |
| 061WN26          | 953906-1    | Cylinder liner               | Scania            | 127,00 mm |
| 061WN26          | 953906-2    | Cylinder liner with seal set | Scania            | 127,00 mm |
| 061WN2601        | 953906-2    | Cylinder liner with seal set | Scania            | 127,00 mm |
| 06303V0          | 790119-00-4 | Piston ring set              | Alfa Romeo 4 Cyl. | 82,00 mm  |
| 06355N0          | 792088-00-5 | Piston ring set              | Fiat 5 Cyl.       | 83,00 mm  |
| 0811300          | 800728-00-1 | Piston                       | BMW               | 84,00 mm  |
| 08121N0          | 790716-00-4 | Piston ring set              | BMW 4 Cyl.        | 84,00 mm  |
| 08121N0          | 790717-00-6 | Piston ring set              | BMW 6 Cyl.        | 84,00 mm  |
| 08169N0          | 790713-00-6 | Piston ring set              | BMW 6 Cyl.        | 80,00 mm  |
| 0817500          | 800720-00-1 | Piston                       | BMW               | 80,00 mm  |

**VERGLEICHSNUMMERN  
CROSS-REFERENCE  
MAHLE - SM**

| Mahle cross ref. | SM Ref.:    | Product Category | Manufacturer Type                    | Bore dia. |
|------------------|-------------|------------------|--------------------------------------|-----------|
| 08176N0          | 790710-00-6 | Piston ring set  | BMW 6 Cyl.                           | 80,00 mm  |
| 08176V0          | 790710-00-6 | Piston ring set  | BMW 6 Cyl.                           | 80,00 mm  |
| 08176V0          | 790737-00-6 | Piston ring set  | BMW 6 Cyl.                           | 80,00 mm  |
| 0817700          | 800722-00-1 | Piston           | BMW                                  | 80,00 mm  |
| 0817702          | 800722-50-1 | Piston           | BMW                                  | 80,50 mm  |
| 08193V0          | 790706-00-4 | Piston ring set  | BMW 4 Cyl.                           | 89,00 mm  |
| 081RS001010N0    | 790748-00-2 | Piston ring set  | BMW / VW 2 Cyl.                      | 84,00 mm  |
| 081RS001040N0    | 790755-00-4 | Piston ring set  | BMW 4 Cyl.                           | 77,00 mm  |
| 081RS001040N0    | 793775-00-4 | Piston ring set  | Peugeot/ Citroen 4 Cyl.              | 77,00 mm  |
| 081RS001040N2    | 793775-50-4 | Piston ring set  | Peugeot / Citroen 4 Cyl.             | 77,50 mm  |
| 081RS001100N0    | 790746-00-4 | Piston ring set  | BMW 4 Cyl.                           | 84,00 mm  |
| 08232N0          | 790706-00-4 | Piston ring set  | BMW 4 Cyl.                           | 89,00 mm  |
| 08237N0          | 790711-00-4 | Piston ring set  | BMW 4 Cyl.                           | 84,00 mm  |
| 08257N0          | 790715-00-6 | Piston ring set  | BMW 6 Cyl.                           | 92,00 mm  |
| 08262N0          | 790701-00-2 | Piston ring set  | BMW / Opel / Rover / Vauxhall 2 Cyl. | 80,00 mm  |
| 08262N0          | 790701-00-4 | Piston ring set  | BMW / BLMC / Opel / Rover 4 Cyl.     | 80,00 mm  |
| 08262N0          | 790720-00-6 | Piston ring set  | BMW 6 Cyl.                           | 80,00 mm  |
| 08267N0          | 790702-00-6 | Piston ring set  | BMW 6 Cyl.                           | 80,00 mm  |
| 08272N0          | 790703-00-4 | Piston ring set  | BMW 4 Cyl.                           | 84,00 mm  |
| 08272N0          | 790721-00-6 | Piston ring set  | BMW 6 Cyl.                           | 84,00 mm  |
| 08273N0          | 790719-00-6 | Piston ring set  | BMW 6 Cyl.                           | 80,00 mm  |
| 08278N0          | 790730-00-8 | Piston ring set  | BMW 8 Cyl.                           | 89,00 mm  |
| 0830500          | 800730-00-1 | Piston           | BMW                                  | 84,00 mm  |
| 08310N0          | 790736-00-4 | Piston ring set  | BMW 4 Cyl.                           | 85,00 mm  |
| 08311N0          | 790792-00-3 | Piston ring set  | BMW 3 Cyl.                           | 80,00 mm  |
| 08311V0          | 790792-00-3 | Piston ring set  | BMW 3 Cyl.                           | 80,00 mm  |
| 08313N0          | 790748-00-2 | Piston ring set  | BMW / VW 2 Cyl.                      | 84,00 mm  |
| 08318N0          | 790738-00-2 | Piston ring set  | BMW / BLMC 2 Cyl.                    | 84,00 mm  |
| 08320N0          | 790748-00-2 | Piston ring set  | BMW / VW 2 Cyl.                      | 84,00 mm  |
| 08321N0          | 790741-00-2 | Piston ring set  | BMW 2 Cyl.                           | 84,00 mm  |
| 08324N0          | 790740-00-2 | Piston ring set  | BMW 2 Cyl.                           | 84,00 mm  |
| 08325N0          | 790736-00-4 | Piston ring set  | BMW 4 Cyl.                           | 85,00 mm  |
| 08327N0          | 790756-00-4 | Piston ring set  | BMW 4 Cyl.                           | 84,00 mm  |
| 0893000          | 802701-00-1 | Piston           | IHC                                  | 88,90 mm  |
| 0893090          | 812701-1    | Assembly         | IHC                                  | 88,90 mm  |
| 0896000          | 802703-00-1 | Piston           | IHC                                  | 98,425 mm |
| 0896093          | 812703-2    | Assembly         | IHC                                  | 98,425 mm |
| 08960N0          | 792706-00-1 | Piston ring set  | IHC 1 Cyl.                           | 98,43 mm  |
| 08960N0          | 792707-00-1 | Piston ring set  | IHC 1 Cyl.                           | 98,43 mm  |
| 0896100          | 802702-00-1 | Piston           | IHC                                  | 98,425 mm |
| 0896193          | 812702-2    | Assembly         | IHC                                  | 98,425 mm |
| 089WN08          | 952701-4    | Cylinder liner   | IHC                                  | 88,90 mm  |
| 089WN16          | 952702-1    | Cylinder liner   | IHC                                  | 98,425 mm |
| 089WN17          | 952703-1    | Cylinder liner   | IHC                                  | 98,425 mm |
| 0990100          | 801520-00-1 | Piston           | KHD                                  | 100,00 mm |
| 0990192          | 811520-1    | Assembly         | KHD                                  | 100,00 mm |
| 09901N0          | 791539-00-1 | Piston ring set  | KHD 1 Cyl.                           | 100,00 mm |
| 09908N0          | 791512-00-1 | Piston ring set  | KHD 1 Cyl.                           | 91,00 mm  |
| 09908V0          | 791512-00-1 | Piston ring set  | KHD 1 Cyl.                           | 91,00 mm  |
| 0992590          | 811518-4    | Assembly         | KHD                                  | 95,00 mm  |
| 09926V0          | 791518-00-1 | Piston ring set  | KHD 1 Cyl.                           | 95,00 mm  |
| 0993300          | 801501-00-1 | Piston           | KHD                                  | 100,00 mm |
| 0993301          | 801501-50-1 | Piston           | KHD                                  | 100,50 mm |
| 0993302          | 801501-10-1 | Piston           | KHD                                  | 101,00 mm |
| 0993390          | 811501-1    | Assembly         | KHD                                  | 100,00 mm |
| 0993392          | 811513-1    | Assembly         | KHD                                  | 100,00 mm |
| 09933N0          | 791506-00-1 | Piston ring set  | KHD 1 Cyl.                           | 100,00 mm |
| 09933N1          | 791506-50-1 | Piston ring set  | KHD 1 Cyl.                           | 100,50 mm |
| 09933N2          | 791506-10-1 | Piston ring set  | KHD 1 Cyl.                           | 101,00 mm |
| 09935N0          | 791530-00-1 | Piston ring set  | KHD 1 Cyl.                           | 102,00 mm |
| 0993600          | 801505-00-1 | Piston           | KHD                                  | 102,00 mm |
| 0993602          | 801505-50-1 | Piston           | KHD                                  | 102,50 mm |
| 0993690          | 811504-1    | Assembly         | KHD                                  | 102,00 mm |

**VERGLEICHSNUMMERN  
CROSS-REFERENCE  
MAHLE - SM**

| Mahle cross ref. | SM Ref.:    | Product Category        | Manufacturer Type        | Bore dia. |
|------------------|-------------|-------------------------|--------------------------|-----------|
| 0993692          | 811509-1    | Assembly                | KHD                      | 102,00 mm |
| 09936N0          | 791519-00-1 | Piston ring set         | KHD 1 Cyl.               | 102,00 mm |
| 09936V0          | 791519-00-1 | Piston ring set         | KHD 1 Cyl.               | 102,00 mm |
| 09936V0          | 794011-00-1 | Piston ring set         | RVI 1 Cyl.               | 102,00 mm |
| 0993900          | 801502-00-1 | Piston                  | KHD                      | 100,00 mm |
| 0993990          | 811502-1    | Assembly                | KHD                      | 100,00 mm |
| 0993992          | 811508-1    | Assembly                | KHD                      | 100,00 mm |
| 09939N0          | 791529-00-1 | Piston ring set         | KHD 1 Cyl.               | 100,00 mm |
| 09939N1          | 791529-50-1 | Piston ring set         | KHD 1 Cyl.               | 100,50 mm |
| 09943N0          | 791535-00-1 | Piston ring set         | KHD 1 Cyl.               | 102,00 mm |
| 0994800          | 801512-00-1 | Piston                  | KHD                      | 94,00 mm  |
| 09948N0          | 791522-00-1 | Piston ring set         | KHD 1 Cyl.               | 94,00 mm  |
| 0997200          | 801511-00-1 | Piston                  | KHD                      | 91,00 mm  |
| 09985G0          | 791506-00-1 | Piston ring set         | KHD 1 Cyl.               | 100,00 mm |
| 09985G1          | 791506-50-1 | Piston ring set         | KHD 1 Cyl.               | 100,50 mm |
| 09985G2          | 791506-10-1 | Piston ring set         | KHD 1 Cyl.               | 101,00 mm |
| 0999200          | 801503-00-1 | Piston                  | KHD                      | 102,00 mm |
| 0999201          | 801503-50-1 | Piston                  | KHD                      | 102,50 mm |
| 0999290          | 811503-1    | Assembly                | KHD                      | 102,00 mm |
| 0999296          | 811510-1    | Assembly                | KHD                      | 102,00 mm |
| 09992N0          | 791534-00-1 | Piston ring set         | KHD 1 Cyl.               | 102,00 mm |
| 09992N0          | 791561-00-1 | Piston ring set         | KHD 1 Cyl.               | 102,00 mm |
| 09992V0          | 791534-00-1 | Piston ring set         | KHD 1 Cyl.               | 102,00 mm |
| 09992V0          | 791561-00-1 | Piston ring set         | KHD 1 Cyl.               | 102,00 mm |
| 0999900          | 801553-00-1 | Piston                  | KHD                      | 108,00 mm |
| 09999N0          | 791531-00-1 | Piston ring set         | KHD / RVI / Volvo 1 Cyl. | 108,00 mm |
| 099LW00104000    | 955142-1    | Cylinder liner          | Deutz / RVI / Volvo      | 108,00 mm |
| 099PI00120000    | 801554-00-1 | Piston                  | KHD                      | 108,00 mm |
| 099PI00127000    | 805142-00-1 | Piston                  | Deutz / RVI / Volvo      | 108,00 mm |
| 099RS001270N0    | 791531-00-1 | Piston ring set         | KHD / RVI / Volvo 1 Cyl. | 108,00 mm |
| 099SK50080000    | 925107-1    | Cylinder liner seal set | KHD / Volvo / RVI        | 108,00 mm |
| 099WR05          | 951518-4    | Cylinder liner          | KHD                      | 95,00 mm  |
| 099WR08          | 951502-1    | Cylinder liner          | KHD                      | 100,00 mm |
| 099WR09          | 951503-1    | Cylinder liner          | KHD                      | 102,00 mm |
| 099WR27          | 951504-1    | Cylinder liner          | KHD                      | 102,00 mm |
| 099WR28          | 951508-1    | Cylinder liner          | KHD                      | 100,00 mm |
| 099WR29          | 951509-1    | Cylinder liner          | KHD                      | 102,00 mm |
| 099WT26          | 951511-1    | Cylinder liner          | KHD                      | 91,00 mm  |
| 099WT27          | 951512-1    | Cylinder liner          | KHD                      | 94,00 mm  |
| 10115N0          | 791509-00-1 | Piston ring set         | KHD 1 Cyl.               | 110,00 mm |
| 10115N0          | 795501-00-1 | Piston ring set         | Steyr 1 Cyl.             | 110,00 mm |
| 10115N1          | 791509-50-1 | Piston ring set         | KHD 1 Cyl.               | 110,50 mm |
| 10115N2          | 791509-10-1 | Piston ring set         | KHD 1 Cyl.               | 111,00 mm |
| 1015900          | 801509-00-1 | Piston                  | KHD                      | 120,00 mm |
| 1015990          | 811570-1    | Assembly                | KHD                      | 120,00 mm |
| 10159N0          | 791526-00-1 | Piston ring set         | KHD 1 Cyl.               | 120,00 mm |
| 10159N1          | 791526-50-1 | Piston ring set         | KHD 1 Cyl.               | 120,50 mm |
| 10159N2          | 791526-10-1 | Piston ring set         | KHD 1 Cyl.               | 121,00 mm |
| 10159V0          | 791526-00-1 | Piston ring set         | KHD 1 Cyl.               | 120,00 mm |
| 10159V1          | 791526-50-1 | Piston ring set         | KHD 1 Cyl.               | 120,50 mm |
| 10159V2          | 791526-10-1 | Piston ring set         | KHD 1 Cyl.               | 121,00 mm |
| 10161N0          | 791515-00-1 | Piston ring set         | KHD 1 Cyl.               | 120,00 mm |
| 1017100          | 801506-00-1 | Piston                  | KHD                      | 125,00 mm |
| 1017190          | 811506-1    | Assembly                | KHD                      | 125,00 mm |
| 1017200          | 801507-00-1 | Piston                  | KHD                      | 125,00 mm |
| 1017290          | 811511-1    | Assembly                | KHD                      | 125,00 mm |
| 1017292          | 811512-1    | Assembly                | KHD                      | 125,00 mm |
| 1017293          | 811511-1    | Assembly                | KHD                      | 125,00 mm |
| 1017294          | 811512-1    | Assembly                | KHD                      | 125,00 mm |
| 10172N0          | 791523-00-1 | Piston ring set         | KHD 1 Cyl.               | 125,00 mm |
| 10172N1          | 791523-50-1 | Piston ring set         | KHD 1 Cyl.               | 125,50 mm |
| 10172N2          | 791523-10-1 | Piston ring set         | KHD 1 Cyl.               | 126,00 mm |
| 10172V0          | 791523-00-1 | Piston ring set         | KHD 1 Cyl.               | 125,00 mm |



**VERGLEICHSNUMMERN  
CROSS-REFERENCE  
MAHLE - SM**

| Mahle cross ref. | SM Ref.:    | Product Category             | Manufacturer Type              | Bore dia. |
|------------------|-------------|------------------------------|--------------------------------|-----------|
| 10172V1          | 791523-50-1 | Piston ring set              | KHD 1 Cyl.                     | 125,50 mm |
| 10172V2          | 791523-10-1 | Piston ring set              | KHD 1 Cyl.                     | 126,00 mm |
| 10185N0          | 791532-00-1 | Piston ring set              | KHD 1 Cyl.                     | 128,00 mm |
| 10188N0          | 791554-00-2 | Piston ring set              | KHD 2 Cyl.                     | 98,00 mm  |
| 1019300          | 801524-00-1 | Piston                       | Deutz                          | 108,00 mm |
| 101WN1600        | 951553-1    | Cylinder liner               | KHD                            | 108,00 mm |
| 101WN1601        | 951553-2    | Cylinder liner with seal set | KHD                            | 108,00 mm |
| 101WN24          | 951560-1    | Cylinder liner               | KHD                            | 132,00 mm |
| 101WR09          | 951507-1    | Cylinder liner               | KHD (145)                      | 120,00 mm |
| 101WR11          | 951505-1    | Cylinder liner               | KHD (150)                      | 125,00 mm |
| 101WR13          | 951506-1    | Cylinder liner               | KHD (154)                      | 125,00 mm |
| 101WR23          | 951506-1    | Cylinder liner               | KHD (154)                      | 125,00 mm |
| 1274100          | 800916-00-1 | Piston                       | Caterpillar                    | 146,05 mm |
| 1274190          | 810916-2    | Assembly                     | Caterpillar                    | 146,05 mm |
| 1275700          | 800912-00-1 | Piston                       | Caterpillar                    | 120,65 mm |
| 1275790          | 810912-1    | Assembly                     | Caterpillar                    | 120,65 mm |
| 12757N0          | 791202-00-2 | Piston ring set              | Caterpillar 2 Cyl.             | 120,65 mm |
| 1275800          | 800914-00-1 | Piston                       | Caterpillar                    | 120,65 mm |
| 1275890          | 810914-1    | Assembly                     | Caterpillar                    | 120,65 mm |
| 127WN06          | 950916-1    | Cylinder liner               | Caterpillar                    | 146,05 mm |
| 127WN07          | 950912-1    | Cylinder liner               | Caterpillar                    | 120,65 mm |
| 1370800          | 800614-00-1 | Piston                       | Leyland                        | 98,00 mm  |
| 13708N0          | 790614-00-2 | Piston ring set              | BLMC 2 Cyl.                    | 98,00 mm  |
| 14530N0          | 795419-00-1 | Piston ring set              | Knorr 1 Cyl.                   | 88,00 mm  |
| 14534N0          | 795413-00-1 | Piston ring set              | Bosch / Scania 1 Cyl.          | 75,00 mm  |
| 14534V0          | 795413-00-1 | Piston ring set              | Bosch / Scania 1 Cyl.          | 75,00 mm  |
| 14571N0          | 790424-00-1 | Piston ring set              | RVI 1 Cyl.                     | 78,00 mm  |
| 14572N0          | 795430-00-1 | Piston ring set              | Kompressor 1 Cyl.              | 78,00 mm  |
| 15110N0          | 795088-00-4 | Piston ring set              | Volkswagen 4 Cyl.              | 93,00 mm  |
| 1515500          | 803301-00-1 | Piston                       | MWM                            | 105,00 mm |
| 15155N0          | 793218-00-1 | Piston ring set              | MWM 1 Cyl.                     | 105,00 mm |
| 15160N0          | 793203-00-1 | Piston ring set              | MWM 1 Cyl.                     | 105,00 mm |
| 1516100          | 803303-00-1 | Piston                       | MWM                            | 105,00 mm |
| 15168N0          | 791532-00-1 | Piston ring set              | KHD 1 Cyl.                     | 128,00 mm |
| 15176N0          | 793215-00-1 | Piston ring set              | MWM 1 Cyl.                     | 120,00 mm |
| 1518900          | 803302-00-1 | Piston                       | MWM                            | 105,00 mm |
| 1518990          | 813302-2    | Assembly                     | MWM                            | 105,00 mm |
| 151K50047000     | 923302-1    | Cylinder liner seal set      | MWM / Fendt                    | 105,00 mm |
| 151WN27          | 953302-1    | Cylinder liner               | MWM / Fendt                    | 105,00 mm |
| 151WN27          | 953302-2    | Cylinder liner with seal set | MWM / Fendt                    | 105,00 mm |
| 151WV15          | 953301-1    | Cylinder liner               | MWM                            | 105,00 mm |
| 15537V0          | 790015-00-1 | Piston ring set              | FAP - Famos 1 Cyl.             | 125,00 mm |
| 1890100          | 805417-00-1 | Piston                       | Marelli / Fiat                 | 80,00 mm  |
| 20150N0          | 790609-00-6 | Piston ring set              | BLMC / Rover 6 Cyl.            | 81,00 mm  |
| 20503N0          | 795418-00-1 | Piston ring set              | Westinghouse 1 Cyl.            | 85,00 mm  |
| 20503N0          | 795418-00-2 | Piston ring set              | Westinghouse 2 Cyl.            | 85,00 mm  |
| 20518N0          | 795406-00-1 | Piston ring set              | Westinghouse 1 Cyl.            | 60,00 mm  |
| 2052200          | 805401-00-1 | Piston                       | Air Compressor                 | 75,00 mm  |
| 20522V0          | 795414-00-2 | Piston ring set              | Westinghouse 2 Cyl.            | 75,00 mm  |
| 20522V2          | 795414-50-2 | Piston ring set              | Westinghouse 2 Cyl.            | 75,50 mm  |
| 20524N0          | 795401-00-1 | Piston ring set              | Westinghouse 1 Cyl.            | 75,00 mm  |
| 2052600          | 805405-00-1 | Piston                       | Westinghouse                   | 75,00 mm  |
| 20526G0          | 795405-00-1 | Piston ring set              | Westinghouse 1 Cyl.            | 75,00 mm  |
| 20526N0          | 795405-00-1 | Piston ring set              | Westinghouse 1 Cyl.            | 75,00 mm  |
| 20529G0          | 795413-00-1 | Piston ring set              | Bosch / Scania 1 Cyl.          | 75,00 mm  |
| 20529N0          | 795413-00-1 | Piston ring set              | Bosch / Scania 1 Cyl.          | 75,00 mm  |
| 20529N1          | 795413-50-1 | Piston ring set              | Bosch / Scania 1 Cyl.          | 75,50 mm  |
| 20536N0          | 795403-00-1 | Piston ring set              | Westinghouse 1 Cyl.            | 90,00 mm  |
| 20537N0          | 795403-00-1 | Piston ring set              | Westinghouse 1 Cyl.            | 90,00 mm  |
| 20540N0          | 790415-00-1 | Piston ring set              | RVI 1 Cyl.                     | 85,00 mm  |
| 20540N0          | 795426-00-1 | Piston ring set              | Air Compressor 1 Cyl.          | 85,00 mm  |
| 20541N0          | 795411-00-1 | Piston ring set              | Marelli / Fiat 1 Cyl. Air-Komp | 70,00 mm  |
| 20542N0          | 795404-00-1 | Piston ring set              | Westinghouse 1 Cyl.            | 75,00 mm  |

**VERGLEICHSNUMMERN  
CROSS-REFERENCE  
MAHLE - SM**

| Mahle cross ref. | SM Ref.:    | Product Category             | Manufacturer Type       | Bore dia. |
|------------------|-------------|------------------------------|-------------------------|-----------|
| 20543N0          | 795420-00-1 | Piston ring set              | Knorr 1 Cyl.            | 88,00 mm  |
| 20544N0          | 795820-00-1 | Piston ring set              | Zetor Compressor 1 Cyl. | 65,00 mm  |
| 20545N0          | 795440-00-1 | Piston ring set              | Westinghouse 1 Cyl.     | 85,00 mm  |
| 20545N0          | 795440-00-2 | Piston ring set              | Westinghouse 2 Cyl.     | 85,00 mm  |
| 20910N0          | 790407-00-1 | Piston ring set              | RVI 1 Cyl.              | 120,00 mm |
| 20910V0          | 790407-00-1 | Piston ring set              | RVI 1 Cyl.              | 120,00 mm |
| 2091600          | 803815-00-1 | Piston                       | RVI                     | 120,00 mm |
| 2091690          | 813815-1    | Assembly                     | RVI                     | 120,00 mm |
| 2091800          | 804010-00-1 | Piston                       | RVI                     | 120,00 mm |
| 2091890          | 814010-2    | Assembly                     | RVI                     | 120,00 mm |
| 20918N0          | 790433-00-1 | Piston ring set              | RVI 1 Cyl.              | 120,00 mm |
| 2091990          | 813819-2    | Assembly                     | RVI                     | 120,00 mm |
| 2092210          | 803814-00-1 | Piston                       | RVI                     | 120,00 mm |
| 20922N0          | 793147-00-1 | Piston ring set              | MAN 1 Cyl.              | 120,00 mm |
| 20922V0          | 790421-00-1 | Piston ring set              | RVI 1 Cyl.              | 120,00 mm |
| 20922V0          | 790421-00-2 | Piston ring set              | RVI 2 Cyl.              | 120,00 mm |
| 20922V0          | 793147-00-1 | Piston ring set              | MAN 1 Cyl.              | 120,00 mm |
| 2092300          | 803813-00-1 | Piston                       | RVI                     | 135,00 mm |
| 2092392          | 813810-1    | Assembly                     | RVI                     | 135,00 mm |
| 20923N0          | 790413-00-1 | Piston ring set              | RVI 1 Cyl.              | 135,00 mm |
| 2092400          | 803820-00-1 | Piston                       | RVI                     | 135,00 mm |
| 2092490          | 813820-1    | Assembly                     | RVI                     | 135,00 mm |
| 2092492          | 813821-1    | Assembly                     | RVI                     | 135,00 mm |
| 20924N0          | 790425-00-1 | Piston ring set              | RVI 1 Cyl.              | 135,00 mm |
| 20925N0          | 790411-00-1 | Piston ring set              | RVI 1 Cyl.              | 135,00 mm |
| 2092800          | 800411-00-1 | Piston                       | RVI                     | 135,00 mm |
| 2092890          | 810411-1    | Assembly                     | RVI                     | 135,00 mm |
| 20928N0          | 790411-00-1 | Piston ring set              | RVI 1 Cyl.              | 135,00 mm |
| 2094100          | 800412-00-1 | Piston                       | RVI                     | 135,03 mm |
| 2094192          | 813814-1    | Assembly                     | RVI                     | 135,00 mm |
| 2094194          | 810412-1    | Assembly                     | RVI                     | 135,00 mm |
| 20941N0          | 790422-00-1 | Piston ring set              | RVI 1 Cyl.              | 135,00 mm |
| 20950N0          | 790429-00-1 | Piston ring set              | RVI 1 Cyl.              | 123,85 mm |
| 2095200          | 803812-00-1 | Piston                       | RVI                     | 135,00 mm |
| 2095300          | 803811-00-1 | Piston                       | RVI                     | 135,00 mm |
| 2095390          | 813813-2    | Assembly                     | RVI                     | 120,00 mm |
| 2095390          | 813811-1    | Assembly                     | RVI                     | 135,00 mm |
| 20953N0          | 790422-00-1 | Piston ring set              | RVI 1 Cyl.              | 135,00 mm |
| 20953V0          | 790422-00-1 | Piston ring set              | RVI 1 Cyl.              | 135,00 mm |
| 2095500          | 803819-00-1 | Piston                       | RVI                     | 120,00 mm |
| 2095590          | 813819-2    | Assembly                     | RVI                     | 120,00 mm |
| 20955N0          | 790418-00-1 | Piston ring set              | RVI 1 Cyl.              | 120,00 mm |
| 20955N0          | 790418-00-2 | Piston ring set              | RVI 2 Cyl.              | 120,00 mm |
| 20957N0          | 790418-00-1 | Piston ring set              | RVI 1 Cyl.              | 120,00 mm |
| 20957N0          | 790418-00-2 | Piston ring set              | RVI 2 Cyl.              | 120,00 mm |
| 2095900          | 803821-00-1 | Piston                       | RVI                     | 123,00 mm |
| 2095990          | 813822-2    | Assembly                     | RVI                     | 123,00 mm |
| 20959N0          | 790430-00-1 | Piston ring set              | RVI 1 Cyl.              | 123,00 mm |
| 20959N0          | 793129-00-1 | Piston ring set              | MAN 1 Cyl.              | 123,00 mm |
| 20959V0          | 790430-00-1 | Piston ring set              | RVI 1 Cyl.              | 123,00 mm |
| 20966N0          | 790412-00-1 | Piston ring set              | RVI 1 Cyl.              | 135,00 mm |
| 2096700          | 804015-00-1 | Piston                       | RVI                     | 120,00 mm |
| 2096800          | 803810-00-1 | Piston                       | RVI                     | 120,00 mm |
| 2096890          | 813813-2    | Assembly                     | RVI                     | 120,00 mm |
| 2097300          | 803849-00-1 | Piston                       | Renault / Volvo         | 123,01 mm |
| 2097390          | 813849-2    | Assembly                     | RVI / Volvo             | 123,01 mm |
| 20973N0          | 790419-00-1 | Piston ring set              | RVI / Volvo 1 Cyl.      | 123,00 mm |
| 209RS101000N0    | 790432-00-1 | Piston ring set              | RVI 1 Cyl.              | 123,00 mm |
| 209WN04          | 953815-1    | Cylinder liner               | RVI                     | 120,00 mm |
| 209WN12          | 954010-1    | Cylinder liner               | RVI                     | 120,00 mm |
| 209WN12          | 954010-2    | Cylinder liner with seal set | RVI                     | 120,00 mm |
| 209WN13          | 953819-1    | Cylinder liner               | RVI                     | 120,00 mm |
| 209WN13          | 953819-2    | Cylinder liner with seal set | RVI                     | 120,00 mm |

**VERGLEICHSNUMMERN  
CROSS-REFERENCE  
MAHLE - SM**

| Mahle cross ref. | SM Ref.:    | Product Category             | Manufacturer Type | Bore dia. |
|------------------|-------------|------------------------------|-------------------|-----------|
| 209WN17          | 953810-1    | Cylinder liner               | RVI               | 120,00 mm |
| 209WN17          | 953810-2    | Cylinder liner with seal set | RVI               | 120,00 mm |
| 209WN20          | 953814-1    | Cylinder liner               | RVI               | 120,00 mm |
| 209WN21          | 953817-1    | Cylinder liner               | RVI               | 123,00 mm |
| 209WT07          | 953821-1    | Cylinder liner               | RVI               | 135,00 mm |
| 209WT15          | 953811-1    | Cylinder liner               | RVI               | 135,00 mm |
| 209WT18          | 953812-1    | Cylinder liner               | RVI               | 135,00 mm |
| 21301N0          | 791313-00-2 | Piston ring set              | DAF 2 Cyl.        | 118,00 mm |
| 21301V0          | 791313-00-2 | Piston ring set              | DAF 2 Cyl.        | 118,00 mm |
| 21309N0          | 791307-00-1 | Piston ring set              | DAF 1 Cyl.        | 130,00 mm |
| 2132200          | 801301-00-1 | Piston                       | DAF               | 104,17 mm |
| 2132290          | 811301-1    | Assembly                     | DAF               | 104,17 mm |
| 21322N0          | 791310-00-2 | Piston ring set              | DAF 2 Cyl.        | 104,17 mm |
| 21332N0          | 791303-00-1 | Piston ring set              | DAF 1 Cyl.        | 118,00 mm |
| 21332V0          | 791303-00-1 | Piston ring set              | DAF 1 Cyl.        | 118,00 mm |
| 2135900          | 801304-00-1 | Piston                       | DAF               | 130,00 mm |
| 2135990          | 811304-1    | Assembly                     | DAF               | 130,00 mm |
| 21359N0          | 791304-00-1 | Piston ring set              | DAF 1 Cyl.        | 130,00 mm |
| 2136000          | 801305-00-1 | Piston                       | DAF               | 130,00 mm |
| 2136090          | 811305-1    | Assembly                     | DAF               | 130,00 mm |
| 21362N0          | 791312-00-1 | Piston ring set              | DAF 1 Cyl.        | 130,00 mm |
| 2136310          | 801308-00-1 | Piston                       | DAF               | 130,00 mm |
| 2137000          | 801307-00-1 | Piston                       | DAF               | 130,00 mm |
| 213RS100100N0    | 791316-00-1 | Piston ring set              | DAF 1 Cyl.        | 130,00 mm |
| 213WT01          | 951301-1    | Cylinder liner               | DAF               | 104,17 mm |
| 213WT02          | 951302-1    | Cylinder liner               | DAF               | 118,00 mm |
| 213WT03          | 951303-1    | Cylinder liner               | DAF               | 130,00 mm |
| 213WT09          | 951305-1    | Cylinder liner               | DAF               | 118,00 mm |
| 2220100          | 801084-00-1 | Piston                       | Smart 698 ccm     | 66,50 mm  |
| 2220101          | 801084-25-1 | Piston                       | Smart 698 ccm     | 66,75 mm  |
| 2220102          | 801084-50-1 | Piston                       | Smart 698 ccm     | 67,00 mm  |
| 22520N0          | 793451-00-1 | Piston ring set              | John Deere 1 Cyl. | 106,00 mm |
| 22701N0          | 793131-00-1 | Piston ring set              | MAN 1 Cyl.        | 128,00 mm |
| 2273300          | 803139-00-1 | Piston                       | MAN               | 108,00 mm |
| 22733N0          | 793123-00-2 | Piston ring set              | MAN 2 Cyl.        | 108,00 mm |
| 22733N0          | 793132-00-1 | Piston ring set              | MAN 1 Cyl.        | 108,00 mm |
| 22733N0          | 795509-00-1 | Piston ring set              | Steyr 1 Cyl.      | 108,00 mm |
| 2273700          | 803141-00-1 | Piston                       | MAN               | 108,00 mm |
| 2274400          | 803140-00-1 | Piston                       | MAN               | 108,00 mm |
| 227WN30          | 953129-2    | Cylinder liner with seal set | MAN               | 125,00 mm |
| 227WN30          | 953129-1    | Cylinder liner               | MAN               | 125,00 mm |
| 227WN32          | 953125-2    | Cylinder liner with seal set | MAN               | 125,00 mm |
| 227WN32          | 953125-1    | Cylinder liner               | MAN               | 125,00 mm |
| 227WN34          | 953136-1    | Cylinder liner               | MAN               | 128,00 mm |
| 227WN37          | 953130-1    | Cylinder liner               | MAN               | 128,00 mm |
| 227WN37          | 953130-2    | Cylinder liner with seal set | MAN               | 128,00 mm |
| 227WN3701        | 953130-2    | Cylinder liner with seal set | MAN               | 128,00 mm |
| 227WN65          | 953132-1    | Cylinder liner               | MAN               | 128,00 mm |
| 227WN6501        | 953132-2    | Cylinder liner with seal set | MAN               | 128,00 mm |
| 227WN67          | 953147-1    | Cylinder liner               | MAN               | 120,00 mm |
| 227WN67          | 953147-2    | Cylinder liner with seal set | MAN               | 120,00 mm |
| 227WN6701        | 953147-2    | Cylinder liner with seal set | MAN               | 120,00 mm |
| 227WN70          | 953103-1    | Cylinder liner               | MAN / Neoplan     | 126,00 mm |
| 227WN7001        | 953103-2    | Cylinder liner with seal set | MAN / Neoplan     | 126,00 mm |
| 227WT15          | 953101-1    | Cylinder liner               | MAN               | 121,00 mm |
| 227WT19          | 953123-1    | Cylinder liner               | MAN               | 123,00 mm |
| 227WT39          | 953137-1    | Cylinder liner               | MAN               | 108,00 mm |
| 227WT45          | 953111-1    | Cylinder liner               | MAN               | 121,00 mm |
| 2280100          | 803123-00-1 | Piston                       | MAN               | 123,00 mm |
| 2280190          | 813123-1    | Assembly                     | MAN               | 123,00 mm |
| 22801N0          | 793116-00-1 | Piston ring set              | MAN 1 Cyl.        | 123,00 mm |
| 22805N0          | 793107-00-1 | Piston ring set              | MAN 1 Cyl.        | 125,00 mm |
| 2281890          | 813126-2    | Assembly                     | MAN               | 125,00 mm |

**VERGLEICHSNUMMERN  
CROSS-REFERENCE  
MAHLE - SM**

| Mahle cross ref. | SM Ref.:    | Product Category | Manufacturer Type       | Bore dia. |
|------------------|-------------|------------------|-------------------------|-----------|
| 2282200          | 803127-00-1 | Piston           | MAN                     | 125,00 mm |
| 2282290          | 813127-2    | Assembly         | MAN                     | 125,00 mm |
| 2282800          | 803127-00-1 | Piston           | MAN                     | 125,00 mm |
| 2282890          | 813125-2    | Assembly         | MAN                     | 125,00 mm |
| 22829N0          | 793125-00-1 | Piston ring set  | MAN / Pegaso 1 Cyl.     | 125,00 mm |
| 22829N0          | 793216-00-1 | Piston ring set  | MWM 1 Cyl.              | 125,00 mm |
| 2283100          | 803138-00-1 | Piston           | MAN                     | 128,00 mm |
| 2283190          | 813139-2    | Assembly         | MAN                     | 128,00 mm |
| 2284000          | 803121-00-1 | Piston           | MAN                     | 121,00 mm |
| 2284090          | 813121-1    | Assembly         | MAN                     | 121,00 mm |
| 22840N0          | 793106-00-1 | Piston ring set  | MAN / RABA / RVI 1 Cyl. | 121,00 mm |
| 2287200          | 803111-00-1 | Piston           | MAN                     | 121,00 mm |
| 2287282          | 813111-1    | Assembly         | MAN                     | 121,00 mm |
| 22872N0          | 793127-00-2 | Piston ring set  | MAN / RABA / RVI 2 Cyl. | 121,00 mm |
| 22873N0          | 793118-00-1 | Piston ring set  | MAN 1 Cyl.              | 125,00 mm |
| 2288200          | 803103-00-1 | Piston           | MAN                     | 125,00 mm |
| 2288290          | 813103-2    | Assembly         | MAN                     | 125,00 mm |
| 22882N0          | 793108-00-1 | Piston ring set  | MAN 1 Cyl.              | 125,00 mm |
| 2289000          | 803130-00-1 | Piston           | MAN                     | 128,00 mm |
| 2289090          | 813130-2    | Assembly         | MAN                     | 128,00 mm |
| 22890N0          | 793120-00-1 | Piston ring set  | MAN 1 Cyl.              | 128,00 mm |
| 2289490          | 813134-2    | Assembly         | MAN                     | 128,00 mm |
| 2289800          | 803134-00-1 | Piston           | MAN                     | 128,00 mm |
| 2289890          | 813134-2    | Assembly         | MAN                     | 128,00 mm |
| 2289900          | 803136-00-1 | Piston           | MAN                     | 128,00 mm |
| 2289990          | 813136-2    | Assembly         | MAN                     | 128,00 mm |
| 2290400          | 803150-00-1 | Piston           | MAN                     | 128,00 mm |
| 2290490          | 813150-2    | Assembly         | MAN                     | 128,00 mm |
| 22904N0          | 793131-00-1 | Piston ring set  | MAN 1 Cyl.              | 128,00 mm |
| 2290500          | 803146-00-1 | Piston           | MAN                     | 128,00 mm |
| 22905G0          | 793145-00-1 | Piston ring set  | MAN 1 Cyl.              | 128,00 mm |
| 22905N0          | 793145-00-1 | Piston ring set  | MAN 1 Cyl.              | 128,00 mm |
| 22905V0          | 793145-00-1 | Piston ring set  | MAN 1 Cyl.              | 128,00 mm |
| 2290600          | 803145-00-1 | Piston           | MAN                     | 128,00 mm |
| 2290690          | 813145-2    | Assembly         | MAN                     | 128,00 mm |
| 2290700          | 803142-00-1 | Piston           | MAN                     | 108,00 mm |
| 22907N0          | 793133-00-2 | Piston ring set  | MAN 2 Cyl.              | 108,00 mm |
| 22913N0          | 793142-00-1 | Piston ring set  | MAN 1 Cyl.              | 128,00 mm |
| 2291400          | 803144-00-1 | Piston           | MAN                     | 128,00 mm |
| 2291490          | 813140-2    | Assembly         | MAN                     | 128,00 mm |
| 22920N0          | 793137-00-1 | Piston ring set  | MAN 1 Cyl.              | 130,00 mm |
| 22922N0          | 793120-00-1 | Piston ring set  | MAN 1 Cyl.              | 128,00 mm |
| 22926N0          | 793142-00-1 | Piston ring set  | MAN 1 Cyl.              | 128,00 mm |
| 2293200          | 803147-00-1 | Piston           | MAN                     | 120,00 mm |
| 2293290          | 813147-2    | Assembly         | MAN                     | 120,00 mm |
| 2293300          | 803102-00-1 | Piston           | MAN / Neoplan           | 126,00 mm |
| 2293390          | 813102-2    | Assembly         | MAN / Neoplan           | 126,00 mm |
| 22933N0          | 793141-00-1 | Piston ring set  | MAN 1 Cyl.              | 126,00 mm |
| 2293700          | 803148-00-1 | Piston           | MAN                     | 120,00 mm |
| 2293790          | 813148-2    | Assembly         | MAN                     | 120,00 mm |
| 2331300          | 802067-00-1 | Piston           | Fiat / Iveco            | 110,00 mm |
| 23313N0          | 792067-00-1 | Piston ring set  | Fiat 1 Cyl.             | 110,00 mm |
| 233WN04          | 952067-1    | Cylinder liner   | Fiat / Iveco            | 110,00 mm |
| 25341N0          | 792503-00-1 | Piston ring set  | Hatz 1 Cyl.             | 82,00 mm  |
| 26201N0          | 795417-00-1 | Piston ring set  | Marelli 1 Cyl.          | 80,00 mm  |
| 2732800          | 802503-00-1 | Piston           | Hatz                    | 102,00 mm |
| 2733200          | 802504-00-1 | Piston           | Hatz                    | 102,00 mm |
| 2733890          | 812502-1    | Assembly         | Hatz                    | 100,00 mm |
| 2733900          | 802505-00-1 | Piston           | Hatz                    | 82,00 mm  |
| 273WR02          | 952502-1    | Cylinder liner   | Hatz                    | 100,00 mm |
| 273WR03          | 952503-1    | Cylinder liner   | Hatz                    | 102,00 mm |
| 32109G0          | 795511-00-1 | Piston ring set  | Steyr 1 Cyl.            | 100,00 mm |
| 32197N0          | 795507-00-1 | Piston ring set  | Steyr 1 Cyl.            | 100,00 mm |

**VERGLEICHSNUMMERN  
CROSS-REFERENCE  
MAHLE - SM**

| Mahle cross ref. | SM Ref.:    | Product Category             | Manufacturer Type                                 | Bore dia. |
|------------------|-------------|------------------------------|---|-----------|
| 3219800          | 805503-00-1 | Piston                       | Steyr / Weichai                                   | 126,00 mm |
| 32198N0          | 795503-00-1 | Piston ring set              | Steyr 1 Cyl.                                      | 126,00 mm |
| 321WT13          | 955501-1    | Cylinder liner               | Steyr / Sinotruk / Weichai                        | 126,00 mm |
| 321WT2200        | 955503-1    | Cylinder liner               | Steyr / Shacman                                   | 126,00 mm |
| 3310800          | 805144-00-1 | Piston                       | Volvo   | 105,57 mm |
| 3310890          | 815144-2    | Assembly                     | Volvo   | 105,57 mm |
| 33110N0          | 795121-00-4 | Piston ring set              | Volvo 4 Cyl.                                      | 105,57 mm |
| 331WN02          | 955144-1    | Cylinder liner               | Volvo   | 105,57 mm |
| 331WN02          | 955144-2    | Cylinder liner with seal set | Volvo   | 105,57 mm |
| 353RS101000N0    | 790623-00-4 | Piston ring set              | BLMC / Land Rover / Rover 4 Cyl.                  | 80,00 mm  |
| 40356620         | 805028-50-1 | Piston                       | Audi / Mitsubishi /Seat / Skoda / Volkswagen      | 81,51 mm  |
| 4481100          | 802802-00-1 | Piston                       | Lada  | 76,00 mm  |
| 44815N0          | 792803-00-4 | Piston ring set              | Lada 4 Cyl.                                       | 79,00 mm  |
| 44815N1          | 792803-40-4 | Piston ring set              | Lada 4 Cyl.                                       | 79,40 mm  |
| 44815N3          | 792803-80-4 | Piston ring set              | Lada 4 Cyl.                                       | 79,80 mm  |
| 44815N4          | 792803-10-4 | Piston ring set              | Lada 4 Cyl.                                       | 80,00 mm  |
| 44815V0          | 792803-00-4 | Piston ring set              | Lada 4 Cyl.                                       | 79,00 mm  |
| 44815V1          | 792803-40-4 | Piston ring set              | Lada 4 Cyl.                                       | 79,40 mm  |
| 44820N0          | 792804-00-4 | Piston ring set              | Lada 4 Cyl.                                       | 82,00 mm  |
| 44820N6          | 792804-40-4 | Piston ring set              | Lada 4 Cyl.                                       | 82,40 mm  |
| 44820N8          | 792804-80-4 | Piston ring set              | Lada 4 Cyl.                                       | 82,80 mm  |
| 44881N0          | 792804-00-4 | Piston ring set              | Lada 4 Cyl.                                       | 82,00 mm  |
| 44881N1          | 792804-40-4 | Piston ring set              | Lada 4 Cyl.                                       | 82,40 mm  |
| 44881N3          | 792804-80-4 | Piston ring set              | Lada 4 Cyl.                                       | 82,80 mm  |
| 48912N0          | 795202-00-4 | Piston ring set              | Ford / Alfa / BLMC / Chrysler / Rover / VM 4 Cyl. | 92,00 mm  |
| 4952000          | 805601-00-1 | Piston                       | UTB   | 108,00 mm |
| 4952090          | 815601-2    | Assembly                     | UTB   | 108,00 mm |
| 49520N0          | 795601-00-2 | Piston ring set              | UTB 2 Cyl.  | 108,00 mm |
| 49520N2          | 795601-10-2 | Piston ring set              | UTB 2 Cyl.  | 109,00 mm |
| 495WN01          | 955601-1    | Cylinder liner               | UTB   | 108,00 mm |
| 50386N0          | 794413-00-1 | Piston ring set              | Porsche 1 Cyl.                                    | 100,00 mm |
| 50390N0          | 794413-00-1 | Piston ring set              | Porsche 1 Cyl.                                    | 100,00 mm |
| 50391N0          | 794413-00-1 | Piston ring set              | Porsche 1 Cyl.                                    | 100,00 mm |
| 50399N0          | 794413-00-1 | Piston ring set              | Porsche 1 Cyl.                                    | 100,00 mm |
| 50429N0          | 794413-00-1 | Piston ring set              | Porsche 1 Cyl.                                    | 100,00 mm |
| 50440N0          | 794415-00-2 | Piston ring set              | Porsche 2 Cyl.                                    | 85,50 mm  |
| 56720N0          | 792650-00-1 | Piston ring set              | Lombardini 1 Cyl.                                 | 85,00 mm  |
| 5676000          | 802655-00-1 | Piston                       | Lombardini  | 102,00 mm |
| 5920500          | 804008-00-1 | Piston                       | RVI   | 98,00 mm  |
| 59205N0          | 794008-00-4 | Piston ring set              | RVI 4 Cyl.  | 98,00 mm  |
| 59205V0          | 794008-00-4 | Piston ring set              | RVI 4 Cyl.  | 98,00 mm  |
| 5923000          | 804009-00-1 | Piston                       | RVI   | 102,00 mm |
| 5923090          | 814009-1    | Assembly                     | RVI   | 102,00 mm |
| 59230N0          | 794009-00-2 | Piston ring set              | RVI 2 Cyl.  | 102,00 mm |
| 59231N0          | 794011-00-1 | Piston ring set              | RVI 1 Cyl.  | 102,00 mm |
| 59231V0          | 794011-00-1 | Piston ring set              | RVI 1 Cyl.  | 102,00 mm |
| 59232N0          | 794009-00-2 | Piston ring set              | RVI 2 Cyl.  | 102,00 mm |
| 5923400          | 804012-00-1 | Piston                       | RVI   | 102,00 mm |
| 5923490          | 814012-2    | Assembly                     | RVI   | 102,00 mm |
| 5924400          | 804012-00-1 | Piston                       | RVI   | 102,00 mm |
| 5924490          | 814012-2    | Assembly                     | RVI   | 102,00 mm |
| 59244N0          | 794012-00-2 | Piston ring set              | RVI 2 Cyl.  | 102,00 mm |
| 59246N0          | 790427-00-1 | Piston ring set              | RVI 1 Cyl.  | 100,00 mm |
| 59246N0          | 795504-00-1 | Piston ring set              | Steyr 1 Cyl.                                      | 100,00 mm |
| 59247N0          | 790414-00-1 | Piston ring set              | RVI 1 Cyl.  | 85,00 mm  |
| 59247N0          | 792506-00-1 | Piston ring set              | Hatz 1 Cyl.                                       | 85,00 mm  |
| 592WN02          | 954008-1    | Cylinder liner               | RVI   | 98,00 mm  |
| 592WN05          | 954009-1    | Cylinder liner               | RVI   | 102,00 mm |
| 592WN11          | 954012-1    | Cylinder liner               | RVI   | 102,00 mm |
| 59505N0          | 792652-00-1 | Piston ring set              | Lombardini 1 Cyl.                                 | 95,00 mm  |
| 59511N0          | 795805-00-1 | Piston ring set              | Zetor 1 Cyl.                                      | 102,00 mm |
| 59511N0          | 795807-00-1 | Piston ring set              | Zetor 1 Cyl.                                      | 102,00 mm |
| 59512N0          | 795807-00-1 | Piston ring set              | Zetor 1 Cyl.                                      | 102,00 mm |

**VERGLEICHSNUMMERN  
CROSS-REFERENCE  
MAHLE - SM**

| Mahle cross ref. | SM Ref.:    | Product Category | Manufacturer Type              | Bore dia. |
|------------------|-------------|------------------|--------------------------------|-----------|
| 59517N0          | 795806-00-1 | Piston ring set  | Zetor 1 Cyl.                   | 110,00 mm |
| 59517N0          | 795806-00-2 | Piston ring set  | Zetor 2 Cyl.                   | 110,00 mm |
| 60704V0          | 799682-00-4 | Piston ring set  | Toyota 4 Cyl.                  | 73,00 mm  |
| 60705V0          | 799687-00-4 | Piston ring set  | Toyota 4 Cyl.                  | 76,00 mm  |
| 60707V0          | 799628-00-4 | Piston ring set  | Toyota 4 Cyl.                  | 81,00 mm  |
| 60731V0          | 792507-00-1 | Piston ring set  | Hatz 1 Cyl.                    | 90,00 mm  |
| 60734V0          | 799714-00-4 | Piston ring set  | Toyota / VW 4 Cyl.             | 92,00 mm  |
| 60735N0          | 799714-00-4 | Piston ring set  | Toyota / VW 4 Cyl.             | 92,00 mm  |
| 60777N0          | 799691-00-4 | Piston ring set  | Toyota 4 Cyl.                  | 79,00 mm  |
| 60780N0          | 799686-00-4 | Piston ring set  | Toyota 4 Cyl.                  | 75,00 mm  |
| 62301N0          | 792516-00-1 | Piston ring set  | Hatz 1 Cyl.                    | 90,00 mm  |
| 62729V0          | 792088-00-5 | Piston ring set  | Fiat 5 Cyl.                    | 83,00 mm  |
| 62731V0          | 798529-00-4 | Piston ring set  | Mazda 4 Cyl.                   | 86,00 mm  |
| 62731V1          | 798529-50-4 | Piston ring set  | Mazda 4 Cyl.                   | 86,50 mm  |
| 62739N0          | 798513-00-4 | Piston ring set  | Mazda / Kia 4 Cyl.             | 71,00 mm  |
| 62912V0          | 798030-00-4 | Piston ring set  | Isuzu 4 Cyl.                   | 93,00 mm  |
| 6292000          | 803540-00-1 | Piston           | Opel                           | 79,00 mm  |
| 62920V0          | 793540-00-4 | Piston ring set  | Opel / Isuzu / Vauxhall 4 Cyl. | 79,00 mm  |
| 62920V1          | 793540-50-4 | Piston ring set  | Opel / Isuzu / Vauxhall 4 Cyl. | 79,50 mm  |
| 63401N0          | 793548-00-1 | Piston ring set  | Opel / Daewoo 1 Cyl.           | 76,50 mm  |
| 63401N0          | 793548-00-4 | Piston ring set  | Opel / Daewoo 4 Cyl.           | 76,50 mm  |
| 63401N2          | 793548-50-4 | Piston ring set  | Opel / Daewoo 4 Cyl.           | 77,00 mm  |
| 64057N0          | 798956-00-6 | Piston ring set  | Nissan 6 Cyl.                  | 96,00 mm  |
| 64057N0          | 799165-00-4 | Piston ring set  | Nissan 4 Cyl.                  | 96,00 mm  |
| 640RS001150N0    | 799191-00-4 | Piston ring set  | Nissan 4 Cyl.                  | 89,00 mm  |
| 640RS00116N0     | 799015-00-4 | Piston ring set  | Nissan / Mitsubishi 4 Cyl.     | 78,00 mm  |
| 6430200          | 809402-00-1 | Piston           | Bedford / Suzuki / Vauxhall    | 65,50 mm  |
| 64302V0          | 799413-00-4 | Piston ring set  | Suzuki 4 Cyl.                  | 65,50 mm  |
| 67611V0          | 792515-00-1 | Piston ring set  | Hatz 1 Cyl.                    | 85,00 mm  |
| 67611V0          | 792660-00-1 | Piston ring set  | Lombardini 1 Cyl.              | 85,00 mm  |
| 67613N0          | 792454-00-4 | Piston ring set  | Hyundai / Mitsubishi 4 Cyl.    | 91,10 mm  |
| 68102N0          | 792481-00-4 | Piston ring set  | Hyundai / Kia 4 Cyl.           | 91,00 mm  |
| 6810601          | 802402-25-1 | Piston           | Hyundai                        | 75,75 mm  |
| 6810602          | 802402-50-1 | Piston           | Hyundai                        | 76,00 mm  |
| 6811100          | 802409-00-1 | Piston           | Hyundai                        | 91,10 mm  |
| 6811300          | 802416-00-1 | Piston           | Hyundai / Mitsubishi           | 91,10 mm  |
| 68113N0          | 792454-00-4 | Piston ring set  | Hyundai / Mitsubishi 4 Cyl.    | 91,10 mm  |
| 6811400          | 802417-00-1 | Piston           | Hyundai / Mitsubishi           | 91,10 mm  |
| 78L76            | 803733-00-1 | Piston           | Peugeot                        | 78,50 mm  |

**Vergleichsnummern Liste  
KS - SM**

**Cross reference list  
KS - SM**

**Liste d'équivalences  
KS - SM**

**Lista de intercambios  
KS - SM**

**VERGLEICHSNUMMERN  
CROSS-REFERENCE  
KS - SM**

| KS cross ref. | SM Ref.:    | Product Category | Manufacturer Type                             | Bore dia. |
|---------------|-------------|------------------|---|-----------|
| 40074600      | 803821-00-1 | Piston           | RVI   | 123,00 mm |
| 40074960      | 813822-2    | Assembly         | RVI   | 123,00 mm |
| 40078600      | 801060-00-1 | Piston           | Mercedes Benz                                 | 106,00 mm |
| 40079600      | 803826-00-1 | Piston           | Renault                                       | 89,00 mm  |
| 40092700      | 805024-00-1 | Piston           | Seat / Skoda / Volkswagen                     | 79,51 mm  |
| 40092720      | 805024-50-1 | Piston           | Seat / Skoda / Volkswagen                     | 80,01 mm  |
| 40093700      | 805025-00-1 | Piston           | Seat / Skoda / Volkswagen                     | 79,51 mm  |
| 40093720      | 805025-50-1 | Piston           | Seat / Skoda / Volkswagen                     | 80,01 mm  |
| 40162600      | 803147-00-1 | Piston           | MAN   | 120,00 mm |
| 40162601      | 803147-00-1 | Piston           | MAN   | 120,00 mm |
| 40162960      | 813147-2    | Assembly         | MAN   | 120,00 mm |
| 40179600      | 803710-00-1 | Piston           | Peugeot/Mini/Volvo/Citroen/Ford/Fiat/Mazda    | 75,00 mm  |
| 40179610      | 803710-50-1 | Piston           | Citroen / Ford / Mazda / Peugeot              | 75,50 mm  |
| 40190600      | 803831-00-1 | Piston           | Renault / Dacia / Nissan / Suzuki             | 76,00 mm  |
| 40218600      | 802023-00-1 | Piston           | Fiat/Alfa/Lancia/Opel/Saab/Suzuki/Vauxhall    | 82,00 mm  |
| 40218620      | 802023-40-1 | Piston           | Fiat/Alfa/Lancia/Opel/Saab/Suzuki/Vauxhall    | 82,40 mm  |
| 40219600      | 803829-00-1 | Piston           | Renault / Nissan                              | 69,00 mm  |
| 40219610      | 803829-50-1 | Piston           | Renault / Nissan                              | 69,50 mm  |
| 40247600      | 805057-00-1 | Piston           | Audi / Seat / Skoda / Volkswagen              | 82,50 mm  |
| 40247610      | 805057-25-1 | Piston           | Audi / Seat / Skoda / Volkswagen              | 82,75 mm  |
| 40247620      | 805057-50-1 | Piston           | Audi / Seat / Skoda / Volkswagen              | 83,00 mm  |
| 40251600      | 805060-00-1 | Piston           | Audi / Seat / Skoda / Volkswagen              | 82,51 mm  |
| 40251610      | 805060-25-1 | Piston           | Audi / Seat / Skoda / Volkswagen              | 82,76 mm  |
| 40251620      | 805060-50-1 | Piston           | Audi / Seat / Skoda / Volkswagen              | 83,01 mm  |
| 40265600      | 805140-00-1 | Piston           | Volvo   | 131,01 mm |
| 40265960      | 815140-2    | Assembly         | Volvo   | 131,00 mm |
| 40278600      | 801554-00-1 | Piston           | KHD   | 108,00 mm |
| 40305600      | 805142-00-1 | Piston           | Deutz / RVI / Volvo                           | 108,00 mm |
| 40305960      | 815142-2    | Assembly         | Deutz / RVI / Volvo                           | 108,00 mm |
| 40310600      | 801087-00-1 | Piston           | Mercedes Benz                                 | 130,00 mm |
| 40310960      | 811088-2    | Assembly         | Mercedes Benz                                 | 130,00 mm |
| 40338600      | 805141-00-1 | Piston           | Volvo   | 131,01 mm |
| 40338960      | 815141-2    | Assembly         | Volvo   | 131,00 mm |
| 40356600      | 805028-00-1 | Piston           | Audi / Mitsubishi /Seat / Skoda / Volkswagen  | 81,01 mm  |
| 40368600      | 803918-00-1 | Piston           | Scania  | 127,00 mm |
| 40368960      | 813920-2    | Assembly         | Scania  | 127,00 mm |
| 40368962      | 813922-2    | Assembly         | Scania  | 127,00 mm |
| 40382600      | 803517-00-1 | Piston           | Opel / Vauxhall                               | 72,50 mm  |
| 40387600      | 805029-00-1 | Piston           | Audi / Mitsubishi / Seat / Skoda / Volkswagen | 81,01 mm  |
| 40388600      | 803514-00-1 | Piston           | Opel / Vauxhall                               | 79,00 mm  |
| 40448601      | 801088-00-1 | Piston           | Mercedes Benz                                 | 130,00 mm |
| 40448961      | 811097-2    | Assembly         | Mercedes Benz                                 | 130,00 mm |
| 40448963      | 811099-2    | Assembly         | Mercedes Benz                                 | 130,00 mm |
| 40448964      | 811098-2    | Assembly         | Mercedes Benz                                 | 130,00 mm |
| 40465600      | 803830-00-1 | Piston           | Renault / Dacia / Nissan / Suzuki             | 76,00 mm  |
| 40465610      | 803830-50-1 | Piston           | Renault / Dacia / Nissan / Suzuki             | 76,50 mm  |
| 40469600      | 803711-00-1 | Piston           | Peugeot / Citroen / Ford / Toyota             | 73,70 mm  |
| 40477600      | 805037-00-1 | Piston           | Audi / Seat / Skoda / Volkswagen              | 76,51 mm  |
| 40477620      | 805037-50-1 | Piston           | Audi / Seat / Skoda / Volkswagen              | 77,01 mm  |
| 40528600      | 803102-00-1 | Piston           | MAN / Neoplan                                 | 126,00 mm |
| 40528961      | 813102-2    | Assembly         | MAN / Neoplan                                 | 126,00 mm |
| 40558600      | 805027-00-1 | Piston           | Audi / Seat / Skoda / Volkswagen              | 81,01 mm  |
| 40595600      | 803148-00-1 | Piston           | MAN   | 120,00 mm |
| 40595960      | 813148-2    | Assembly         | MAN   | 120,00 mm |
| 40666600      | 801085-00-1 | Piston           | Mercedes Benz                                 | 128,00 mm |
| 40670600      | 803919-00-1 | Piston           | Scania  | 127,00 mm |
| 40670960      | 813919-2    | Assembly         | Scania  | 127,00 mm |
| 40759600      | 805058-00-1 | Piston           | Audi / Seat / Skoda / Volkswagen              | 82,51 mm  |
| 40759610      | 805058-25-1 | Piston           | Audi / Seat / Skoda / Volkswagen              | 82,76 mm  |
| 40759620      | 805058-50-1 | Piston           | Audi / Seat / Skoda / Volkswagen              | 83,01 mm  |
| 40761600      | 805059-00-1 | Piston           | Audi / Seat / Skoda / Volkswagen              | 82,51 mm  |
| 40761610      | 805059-25-1 | Piston           | Audi / Seat / Skoda / Volkswagen              | 82,76 mm  |
| 40761620      | 805059-50-1 | Piston           | Audi / Seat / Skoda / Volkswagen              | 83,01 mm  |



**VERGLEICHNUMMERN  
CROSS-REFERENCE  
KS - SM**

| KS cross ref. | SM Ref.:    | Product Category        | Manufacturer Type                | Bore dia. |
|---------------|-------------|-------------------------|----------------------------------|-----------|
| 40776600      | 801012-00-1 | Piston                  | Mercedes Benz                    | 83,00 mm  |
| 40846600      | 805055-00-1 | Piston                  | Audi / Seat / Skoda / Volkswagen | 76,51 mm  |
| 40908600      | 801524-00-1 | Piston                  | Deutz                            | 108,00 mm |
| 40997600      | 803833-00-1 | Piston                  | Renault                          | 80,00 mm  |
| 40997620      | 803833-50-1 | Piston                  | Renault                          | 80,50 mm  |
| 41091600      | 805050-00-1 | Piston                  | Volkswagen                       | 81,01 mm  |
| 41092600      | 805051-00-1 | Piston                  | Volkswagen                       | 81,01 mm  |
| 41095600      | 805011-00-1 | Piston                  | Audi / Seat / Skoda / Volkswagen | 79,50 mm  |
| 41253600      | 803737-00-1 | Piston                  | Peugeot / Citroen / Ford / Volo  | 75,00 mm  |
| 41253610      | 803737-50-1 | Piston                  | Peugeot / Citroen / Ford / Volo  | 75,50 mm  |
| 41266600      | 809106-00-1 | Piston                  | Nissan                           | 89,00 mm  |
| 41506600      | 801524-00-1 | Piston                  | Deutz                            | 108,00 mm |
| 50000552      | 791518-00-1 | Piston ring set         | KHD 1 Cyl.                       | 95,00 mm  |
| 50002771      | 921045-1    | Cylinder liner seal set | Mercedes Benz                    | 125,00 mm |
| 50002792      | 923904-1    | Cylinder liner seal set | Scania                           | 127,00 mm |
| 50006608      | 925105-1    | Cylinder liner seal set | Volvo                            | 104,77 mm |
| 50006609      | 925112-1    | Cylinder liner seal set | Volvo                            | 120,65 mm |
| 50006610      | 925115-1    | Cylinder liner seal set | Volvo                            | 130,18 mm |
| 50006620      | 925102-1    | Cylinder liner seal set | Volvo                            | 98,43 mm  |
| 50006622      | 921046-1    | Cylinder liner seal set | Mercedes Benz                    | 128,00 mm |
| 50006623      | 925121-1    | Cylinder liner seal set | Volvo                            | 130,18 mm |
| 50006624      | 921049-1    | Cylinder liner seal set | Mercedes Benz                    | 125,00 mm |
| 50006626      | 925110-1    | Cylinder liner seal set | Volvo                            | 120,65 mm |
| 50006634      | 925104-1    | Cylinder liner seal set | Volvo                            | 104,77 mm |
| 50006635      | 925103-1    | Cylinder liner seal set | Volvo                            | 98,43 mm  |
| 50006636      | 925114-1    | Cylinder liner seal set | Volvo                            | 130,18 mm |
| 50006637      | 923901-1    | Cylinder liner seal set | Scania                           | 127,00 mm |
| 50006638      | 923102-1    | Cylinder liner seal set | MAN                              | 125,00 mm |
| 50006657      | 923101-1    | Cylinder liner seal set | MAN                              | 128,00 mm |
| 50006658      | 923820-1    | Cylinder liner seal set | RVI                              | 120,00 mm |
| 50006659      | 923904-1    | Cylinder liner seal set | Scania                           | 127,00 mm |
| 50006660      | 923903-1    | Cylinder liner seal set | Scania                           | 127,00 mm |
| 50006665      | 923810-1    | Cylinder liner seal set | RVI                              | 120,00 mm |
| 50006666      | 921048-1    | Cylinder liner seal set | Mercedes Benz                    | 130,00 mm |
| 50006667      | 925133-1    | Cylinder liner seal set | Volvo                            | 131,00 mm |
| 50007889      | 923802-1    | Cylinder liner seal set | RVI                              | 123,00 mm |
| 50007892      | 925109-1    | Cylinder liner seal set | Volvo                            | 120,00 mm |
| 50007896      | 925107-1    | Cylinder liner seal set | KHD / Volvo / RVI                | 108,00 mm |
| 50011833      | 791519-00-1 | Piston ring set         | KHD 1 Cyl.                       | 102,00 mm |
| 800000240000  | 795034-00-4 | Piston ring set         | VW / Audi 4 Cyl.                 | 69,50 mm  |
| 800000240050  | 795034-50-4 | Piston ring set         | VW / Audi 4 Cyl.                 | 70,00 mm  |
| 800000440000  | 795002-00-4 | Piston ring set         | VW / Audi 4 Cyl.                 | 75,00 mm  |
| 800000610000  | 795060-00-2 | Piston ring set         | VW / Audi 2 Cyl.                 | 76,50 mm  |
| 800000610050  | 795060-50-2 | Piston ring set         | VW / Audi 2 Cyl.                 | 77,00 mm  |
| 800000611000  | 795032-00-1 | Piston ring set         | VW / Volvo 1 Cyl.                | 76,50 mm  |
| 800000611050  | 795018-50-4 | Piston ring set         | VW 4 Cyl.                        | 77,01 mm  |
| 800000611100  | 795018-10-4 | Piston ring set         | VW 4 Cyl.                        | 77,51 mm  |
| 800000641000  | 795018-00-4 | Piston ring set         | VW 4 Cyl.                        | 76,50 mm  |
| 800000641050  | 795018-50-4 | Piston ring set         | VW 4 Cyl.                        | 77,01 mm  |
| 800000641100  | 795018-10-4 | Piston ring set         | VW 4 Cyl.                        | 77,51 mm  |
| 800000810000  | 795078-00-1 | Piston ring set         | VW / Audi 1 Cyl.                 | 79,50 mm  |
| 800001011000  | 795036-00-4 | Piston ring set         | VW / Audi 4 Cyl.                 | 81,00 mm  |
| 800001011050  | 795036-50-4 | Piston ring set         | VW / Audi 4 Cyl.                 | 81,50 mm  |
| 800001011100  | 795036-10-4 | Piston ring set         | VW / Audi 4 Cyl.                 | 82,00 mm  |
| 800001012000  | 795036-00-4 | Piston ring set         | VW / Audi 4 Cyl.                 | 81,00 mm  |
| 800001012050  | 795036-50-4 | Piston ring set         | VW / Audi 4 Cyl.                 | 81,50 mm  |
| 800001013000  | 795037-00-4 | Piston ring set         | VW / Audi 4 Cyl.                 | 81,00 mm  |
| 800001013050  | 795037-50-4 | Piston ring set         | VW / Audi 4 Cyl.                 | 81,50 mm  |
| 800001042000  | 795036-00-4 | Piston ring set         | VW / Audi 4 Cyl.                 | 81,00 mm  |
| 800001042050  | 795036-50-4 | Piston ring set         | VW / Audi 4 Cyl.                 | 81,50 mm  |
| 800001043000  | 795037-00-4 | Piston ring set         | VW / Audi 4 Cyl.                 | 81,00 mm  |
| 800001043050  | 795037-50-4 | Piston ring set         | VW / Audi 4 Cyl.                 | 81,50 mm  |
| 800001110000  | 795009-00-5 | Piston ring set         | Audi / Volvo /Volkswagen 5 Cyl.  | 81,00 mm  |

**VERGLEICHSNUMMERN  
CROSS-REFERENCE  
KS - SM**

| KS cross ref. | SM Ref.:    | Product Category | Manufacturer Type                                       | Bore dia. |
|---------------|-------------|------------------|---|-----------|
| 800001110050  | 795009-50-5 | Piston ring set  | Audi / Volvo / Volkswagen 5 Cyl.                        | 81,50 mm  |
| 800001150000  | 795041-00-5 | Piston ring set  | VW / Audi / Volvo / Seat / Skoda 5 Cyl.                 | 81,00 mm  |
| 800001150050  | 795041-50-5 | Piston ring set  | VW / Audi / Volvo / Seat / Skoda 5 Cyl.                 | 81,50 mm  |
| 800001210000  | 795052-00-2 | Piston ring set  | VW / Audi / Seat / Skoda 2 Cyl.                         | 82,50 mm  |
| 800001210000  | 795057-00-2 | Piston ring set  | Audi / Seat / Skoda / Volkswagen 2 Cyl.                 | 82,50 mm  |
| 800001220000  | 795052-00-2 | Piston ring set  | VW / Audi / Seat / Skoda 2 Cyl.                         | 82,50 mm  |
| 800001310000  | 795053-00-4 | Piston ring set  | VW / Audi 4 Cyl.  | 82,50 mm  |
| 800001310050  | 795053-50-4 | Piston ring set  | VW / Audi 4 Cyl.  | 83,00 mm  |
| 800001440000  | 795027-00-4 | Piston ring set  | VW 4 Cyl.   | 86,50 mm  |
| 800001661000  | 790710-00-6 | Piston ring set  | BMW 6 Cyl.  | 80,00 mm  |
| 800001661000  | 790737-00-6 | Piston ring set  | BMW 6 Cyl.  | 80,00 mm  |
| 800001760000  | 790713-00-6 | Piston ring set  | BMW 6 Cyl.  | 80,00 mm  |
| 800001810000  | 790703-00-4 | Piston ring set  | BMW 4 Cyl.  | 84,00 mm  |
| 800001840000  | 790703-00-4 | Piston ring set  | BMW 4 Cyl.  | 84,00 mm  |
| 800001840000  | 790721-00-6 | Piston ring set  | BMW 6 Cyl.  | 84,00 mm  |
| 800001911000  | 790705-00-4 | Piston ring set  | BMW 4 Cyl.  | 84,00 mm  |
| 800001921000  | 790716-00-4 | Piston ring set  | BMW 4 Cyl.  | 84,00 mm  |
| 800001921000  | 790717-00-6 | Piston ring set  | BMW 6 Cyl.  | 84,00 mm  |
| 800002141000  | 790711-00-4 | Piston ring set  | BMW 4 Cyl.  | 84,00 mm  |
| 800002421000  | 790706-00-4 | Piston ring set  | BMW 4 Cyl.  | 89,00 mm  |
| 800002511000  | 790715-00-6 | Piston ring set  | BMW 6 Cyl.  | 92,00 mm  |
| 800002641000  | 793703-00-4 | Piston ring set  | Peugeot / Citroen 4 Cyl.                                | 70,00 mm  |
| 800002911000  | 793738-00-4 | Piston ring set  | Peugeot / Citroen / Talbot 4 Cyl.                       | 75,00 mm  |
| 800002941000  | 793738-00-4 | Piston ring set  | Peugeot / Citroen / Talbot 4 Cyl.                       | 75,00 mm  |
| 800003040000  | 793817-00-4 | Piston ring set  | Renault / Citroen / Peugeot / Talbot 4 Cyl.             | 75,00 mm  |
| 800003040000  | 794102-00-4 | Piston ring set  | Talbot 4 Cyl.   | 75,00 mm  |
| 800003240000  | 793530-00-4 | Piston ring set  | Opel / Bedford / Vauxhall / Citroen / Renault 4 Cyl.    | 80,00 mm  |
| 800003240000  | 793722-00-4 | Piston ring set  | Peugeot / Citroen / Renault 4 Cyl.                      | 80,00 mm  |
| 800003240050  | 793722-50-4 | Piston ring set  | Peugeot 4 Cyl.  | 80,50 mm  |
| 800003340000  | 793727-00-4 | Piston ring set  | Peugeot / Citroen / Honda / Rover 4 Cyl.                | 80,00 mm  |
| 800003441000  | 793765-00-4 | Piston ring set  | Citroen / Fiat / Peugeot                                | 83,00 mm  |
| 800003540000  | 793724-00-4 | Piston ring set  | Peugeot / Citroen 4 Cyl.                                | 83,00 mm  |
| 800003541000  | 793724-00-4 | Piston ring set  | Peugeot / Citroen 4 Cyl.                                | 83,00 mm  |
| 800003640000  | 793717-00-4 | Piston ring set  | Peugeot / Citroen 4 Cyl.                                | 83,00 mm  |
| 800003710000  | 793723-00-4 | Piston ring set  | Peugeot/Fiat/Citroen/Rover/Lada/Suzuki 4 Cyl.           | 83,00 mm  |
| 800003740000  | 793723-00-4 | Piston ring set  | Peugeot/Fiat/Citroen/Rover/Lada/Suzuki 4 Cyl.           | 83,00 mm  |
| 800003740050  | 793723-50-4 | Piston ring set  | Peugeot/Fiat/Citroen/Rover/Lada 4 Cyl.                  | 83,50 mm  |
| 800003811000  | 793707-00-2 | Piston ring set  | Peugeot / Fiat / Citroen / Renault / Talbot 2 Cyl.      | 88,00 mm  |
| 800003841000  | 793707-00-2 | Piston ring set  | Peugeot / Fiat / Citroen / Renault / Talbot 2 Cyl.      | 88,00 mm  |
| 800003910000  | 793777-00-4 | Piston ring set  | Peugeot / Citroen / Renault 4 Cyl.                      | 88,00 mm  |
| 800003940000  | 793777-00-4 | Piston ring set  | Peugeot / Citroen / Renault 4 Cyl.                      | 88,00 mm  |
| 800004140000  | 793714-00-4 | Piston ring set  | DAF / Citroen / Ford / Peugeot / Aro / Ssangyong 4 Cyl. | 94,00 mm  |
| 800004140040  | 793714-40-4 | Piston ring set  | Peugeot 4 Cyl.  | 94,40 mm  |
| 800004240000  | 793806-00-4 | Piston ring set  | Renault / Dacia / Volvo 4 Cyl.                          | 70,00 mm  |
| 800004341000  | 793807-00-4 | Piston ring set  | Renault / Dacia / DAF / Volvo 4 Cyl.                    | 73,00 mm  |
| 800004341000  | 793826-00-4 | Piston ring set  | Renault 4 Cyl.  | 73,00 mm  |
| 800004510000  | 791310-00-2 | Piston ring set  | DAF 2 Cyl.  | 104,17 mm |
| 800004711000  | 791303-00-1 | Piston ring set  | DAF 1 Cyl.  | 118,00 mm |
| 800004810000  | 791313-00-2 | Piston ring set  | DAF 2 Cyl.  | 118,00 mm |
| 800005010000  | 791312-00-1 | Piston ring set  | DAF 1 Cyl.  | 130,00 mm |
| 800005011000  | 791312-00-1 | Piston ring set  | DAF 1 Cyl.  | 130,00 mm |
| 800005410000  | 790015-00-1 | Piston ring set  | FAP - Famos 1 Cyl.                                      | 125,00 mm |
| 800005641000  | 792005-00-4 | Piston ring set  | Fiat 4 Cyl.   | 65,00 mm  |
| 800005840000  | 792056-00-4 | Piston ring set  | Fiat 4 Cyl.   | 76,00 mm  |
| 800006141000  | 792022-00-4 | Piston ring set  | Fiat / Seat 4 Cyl.                                      | 80,00 mm  |
| 800006340000  | 792004-00-4 | Piston ring set  | Fiat 4 Cyl.   | 82,60 mm  |
| 800006541000  | 792024-00-4 | Piston ring set  | Alfa / Fiat / Lancia / Seat 4 Cyl.                      | 84,00 mm  |
| 800006640000  | 792024-00-4 | Piston ring set  | Alfa / Fiat / Lancia / Seat 4 Cyl.                      | 84,00 mm  |
| 800006640000  | 793712-00-4 | Piston ring set  | Peugeot / Fiat / Citroen 4 Cyl.                         | 84,00 mm  |
| 800006840000  | 792001-00-4 | Piston ring set  | Fiat / Renault / Alfa 4 Cyl.                            | 93,00 mm  |
| 800006940000  | 792002-00-4 | Piston ring set  | Alfa / Fiat / Opel / Renault 4 Cyl.                     | 93,00 mm  |
| 800006940040  | 792002-40-4 | Piston ring set  | Fiat 4 Cyl.   | 93,40 mm  |
| 800007040000  | 792052-00-4 | Piston ring set  | Fiat / Alfa / Iveco / Renault / RVI / Seat 4 Cyl.       | 93,00 mm  |

**VERGLEICHSNUMMERN  
CROSS-REFERENCE  
KS - SM**

| KS cross ref. | SM Ref.:    | Product Category | Manufacturer Type                                  | Bore dia. |
|---------------|-------------|------------------|--|-----------|
| 800007111000  | 791519-00-1 | Piston ring set  | KHD 1 Cyl.   | 102,00 mm |
| 800007210000  | 791565-00-1 | Piston ring set  | KHD 1 Cyl.   | 102,00 mm |
| 800007310000  | 791534-00-1 | Piston ring set  | KHD 1 Cyl.   | 102,00 mm |
| 800007310000  | 791561-00-1 | Piston ring set  | KHD 1 Cyl.   | 102,00 mm |
| 800007510000  | 792020-00-1 | Piston ring set  | Fiat 1 Cyl.  | 104,00 mm |
| 800007811000  | 791523-00-1 | Piston ring set  | KHD 1 Cyl.   | 125,00 mm |
| 800007811050  | 791523-50-1 | Piston ring set  | KHD 1 Cyl.   | 125,50 mm |
| 800007811100  | 791523-10-1 | Piston ring set  | KHD 1 Cyl.   | 126,00 mm |
| 800008341000  | 792118-00-4 | Piston ring set  | Ford 4 Cyl.  | 80,00 mm  |
| 800008410000  | 792119-00-4 | Piston ring set  | Ford 4 Cyl.  | 80,00 mm  |
| 800008410050  | 792119-50-4 | Piston ring set  | Ford 4 Cyl.  | 80,50 mm  |
| 800008440000  | 793530-00-4 | Piston ring set  | Opel /Bedford /Vauxhall /Citroen /Renault 4 Cyl.   | 80,00 mm  |
| 800008440000  | 793722-00-4 | Piston ring set  | Peugeot / Citroen / Renault 4 Cyl.                 | 80,00 mm  |
| 800008440050  | 793722-50-4 | Piston ring set  | Peugeot 4 Cyl.                                     | 80,50 mm  |
| 800008741000  | 792132-00-4 | Piston ring set  | Ford 4 Cyl.  | 82,50 mm  |
| 800008940000  | 792126-00-4 | Piston ring set  | Ford 4 Cyl.  | 86,20 mm  |
| 800009241000  | 793715-00-4 | Piston ring set  | Peugeot / Ford 4 Cyl.                              | 88,00 mm  |
| 800009321000  | 793708-00-2 | Piston ring set  | Peugeot/ Ford/ Renault/ RVI/ Opel/ Volo/Aro 2 Cyl. | 90,00 mm  |
| 800009440000  | 792125-00-4 | Piston ring set  | Ford 4 Cyl.  | 90,80 mm  |
| 800009540000  | 792114-00-4 | Piston ring set  | Ford 4 Cyl.  | 90,80 mm  |
| 800009940000  | 792134-00-4 | Piston ring set  | Ford 4 Cyl.  | 93,67 mm  |
| 800009940066  | 792134-65-4 | Piston ring set  | Ford 4 Cyl.  | 94,32 mm  |
| 800010010000  | 793145-00-1 | Piston ring set  | MAN 1 Cyl.   | 128,00 mm |
| 800010311000  | 792209-00-2 | Piston ring set  | Fordson 2 Cyl.                                     | 111,76 mm |
| 800010741000  | 791010-00-4 | Piston ring set  | Mercedes Benz 4 Cyl.                               | 87,00 mm  |
| 800010741050  | 791010-50-4 | Piston ring set  | Mercedes Benz 4 Cyl.                               | 87,50 mm  |
| 800010810000  | 791030-00-1 | Piston ring set  | Mercedes Benz / FAP-Famos 1 Cyl.                   | 97,00 mm  |
| 800010810050  | 791030-50-1 | Piston ring set  | Mercedes Benz 1 Cyl.                               | 97,50 mm  |
| 800010810100  | 791030-10-1 | Piston ring set  | Mercedes Benz 1 Cyl.                               | 98,00 mm  |
| 800010910000  | 791017-00-1 | Piston ring set  | Mercedes Benz / FAP-Famos 1 Cyl.                   | 97,00 mm  |
| 800010910050  | 791017-50-1 | Piston ring set  | Mercedes Benz / FAP-Famos 1 Cyl.                   | 97,50 mm  |
| 800010910100  | 791017-10-1 | Piston ring set  | Mercedes Benz / FAP-Famos 1 Cyl.                   | 98,00 mm  |
| 800011211000  | 791019-00-1 | Piston ring set  | Mercedes Benz 1 Cyl.                               | 125,00 mm |
| 800011710000  | 792707-00-1 | Piston ring set  | IHC 1 Cyl.   | 98,43 mm  |
| 800011810000  | 792706-00-1 | Piston ring set  | IHC 1 Cyl.   | 98,43 mm  |
| 800012110000  | 793451-00-1 | Piston ring set  | John Deere 1 Cyl.                                  | 106,00 mm |
| 800012210000  | 791512-00-1 | Piston ring set  | KHD 1 Cyl.   | 91,00 mm  |
| 800012310000  | 791522-00-1 | Piston ring set  | KHD 1 Cyl.   | 94,00 mm  |
| 800012320000  | 791522-00-1 | Piston ring set  | KHD 1 Cyl.   | 94,00 mm  |
| 800012410000  | 791539-00-1 | Piston ring set  | KHD 1 Cyl.   | 100,00 mm |
| 800012512000  | 791506-00-1 | Piston ring set  | KHD 1 Cyl.   | 100,00 mm |
| 800012512050  | 791506-50-1 | Piston ring set  | KHD 1 Cyl.   | 100,50 mm |
| 800012512100  | 791506-10-1 | Piston ring set  | KHD 1 Cyl.   | 101,00 mm |
| 800012711000  | 791535-00-1 | Piston ring set  | KHD 1 Cyl.   | 102,00 mm |
| 800012911000  | 791509-00-1 | Piston ring set  | KHD 1 Cyl.   | 110,00 mm |
| 800012911050  | 791509-50-1 | Piston ring set  | KHD 1 Cyl.   | 110,50 mm |
| 800012911100  | 791509-10-1 | Piston ring set  | KHD 1 Cyl.   | 111,00 mm |
| 800013011000  | 791526-00-1 | Piston ring set  | KHD 1 Cyl.   | 120,00 mm |
| 800013011050  | 791526-50-1 | Piston ring set  | KHD 1 Cyl.   | 120,50 mm |
| 800013011100  | 791526-10-1 | Piston ring set  | KHD 1 Cyl.   | 121,00 mm |
| 800013210000  | 791515-00-1 | Piston ring set  | KHD 1 Cyl.   | 120,00 mm |
| 800013510000  | 795419-00-1 | Piston ring set  | Knorr 1 Cyl.                                       | 88,00 mm  |
| 800013640000  | 792803-00-4 | Piston ring set  | Lada 4 Cyl.  | 79,00 mm  |
| 800013640040  | 792803-40-4 | Piston ring set  | Lada 4 Cyl.  | 79,40 mm  |
| 800013640080  | 792803-80-4 | Piston ring set  | Lada 4 Cyl.  | 79,80 mm  |
| 800013641000  | 792803-00-4 | Piston ring set  | Lada 4 Cyl.  | 79,00 mm  |
| 800013641040  | 792803-40-4 | Piston ring set  | Lada 4 Cyl.  | 79,40 mm  |
| 800013641080  | 792803-80-4 | Piston ring set  | Lada 4 Cyl.  | 79,80 mm  |
| 800013740000  | 792802-00-1 | Piston ring set  | VZ 2101-07 / 4 Cyl. 76,00 mm                       | 76,00 mm  |
| 800013740000  | 792802-00-4 | Piston ring set  | Lada 4 Cyl.  | 76,00 mm  |
| 800013740040  | 792802-40-1 | Piston ring set  | VZ 2101-07 / 4 Cyl. 76,40 mm                       | 76,40 mm  |
| 800013740040  | 792802-40-4 | Piston ring set  | Lada 4 Cyl.  | 76,40 mm  |
| 800013740080  | 792802-80-1 | Piston ring set  | VZ 2101-07 / 4 Cyl. 76,80 mm                       | 76,80 mm  |

**VERGLEICHSNUMMERN  
CROSS-REFERENCE  
KS - SM**

| KS cross ref. | SM Ref.:    | Product Category | Manufacturer Type                      | Bore dia. |
|---------------|-------------|------------------|--|-----------|
| 800013740080  | 792802-80-4 | Piston ring set  | Lada 4 Cyl.                            | 76,80 mm  |
| 800013741000  | 792802-00-1 | Piston ring set  | VZ 2101-07 / 4 Cyl. 76,00 mm           | 76,00 mm  |
| 800013741000  | 792802-00-4 | Piston ring set  | Lada 4 Cyl.                            | 76,00 mm  |
| 800013741040  | 792802-40-1 | Piston ring set  | VZ 2101-07 / 4 Cyl. 76,40 mm           | 76,40 mm  |
| 800013741040  | 792802-40-4 | Piston ring set  | Lada 4 Cyl.                            | 76,40 mm  |
| 800013741080  | 792802-80-1 | Piston ring set  | VZ 2101-07 / 4 Cyl. 76,80 mm           | 76,80 mm  |
| 800013741080  | 792802-80-4 | Piston ring set  | Lada 4 Cyl.                            | 76,80 mm  |
| 800013841000  | 792804-00-4 | Piston ring set  | Lada 4 Cyl.                            | 82,00 mm  |
| 800013841040  | 792804-40-4 | Piston ring set  | Lada 4 Cyl.                            | 82,40 mm  |
| 800013841080  | 792804-80-4 | Piston ring set  | Lada 4 Cyl.                            | 82,80 mm  |
| 800014220000  | 795403-00-1 | Piston ring set  | Westinghouse 1 Cyl.                    | 90,00 mm  |
| 800014610000  | 793123-00-2 | Piston ring set  | MAN 2 Cyl.                             | 108,00 mm |
| 800014610000  | 793132-00-1 | Piston ring set  | MAN 1 Cyl.                             | 108,00 mm |
| 800014610000  | 795509-00-1 | Piston ring set  | Steyr 1 Cyl.                           | 108,00 mm |
| 800014810000  | 793106-00-1 | Piston ring set  | MAN / RABA / RVI 1 Cyl.                | 121,00 mm |
| 800014910000  | 793116-00-1 | Piston ring set  | MAN 1 Cyl.                             | 123,00 mm |
| 800015110000  | 793107-00-1 | Piston ring set  | MAN 1 Cyl.                             | 125,00 mm |
| 800015111000  | 793119-00-1 | Piston ring set  | MAN 1 Cyl.                             | 125,00 mm |
| 800015310000  | 793125-00-1 | Piston ring set  | MAN / Pegaso 1 Cyl.                    | 125,00 mm |
| 800015310000  | 793216-00-1 | Piston ring set  | MWM 1 Cyl.                             | 125,00 mm |
| 800015410000  | 793108-00-1 | Piston ring set  | MAN 1 Cyl.                             | 125,00 mm |
| 800015510000  | 793120-00-1 | Piston ring set  | MAN 1 Cyl.                             | 128,00 mm |
| 800015510000  | 793142-00-1 | Piston ring set  | MAN 1 Cyl.                             | 128,00 mm |
| 800015560000  | 793120-00-1 | Piston ring set  | MAN 1 Cyl.                             | 128,00 mm |
| 800015711000  | 793624-00-1 | Piston ring set  | Perkins / Fap-Famos 1 Cyl.             | 91,48 mm  |
| 800016110000  | 793610-00-2 | Piston ring set  | Perkins 2 Cyl.                         | 98,48 mm  |
| 800016210000  | 793620-00-2 | Piston ring set  | Perkins / Leyland / RVI / Volvo 2 Cyl. | 98,48 mm  |
| 800016211000  | 793610-00-2 | Piston ring set  | Perkins 2 Cyl.                         | 98,48 mm  |
| 800016310000  | 793621-00-2 | Piston ring set  | Perkins 2 Cyl.                         | 101,05 mm |
| 800016340000  | 793621-00-2 | Piston ring set  | Perkins 2 Cyl.                         | 101,05 mm |
| 800016711000  | 791001-00-1 | Piston ring set  | Mercedes Benz 1 Cyl.                   | 77,00 mm  |
| 800016860000  | 791053-00-6 | Piston ring set  | Mercedes Benz 6 Cyl.                   | 82,90 mm  |
| 800016860050  | 791053-50-6 | Piston ring set  | Mercedes Benz 6 Cyl.                   | 83,40 mm  |
| 800017110000  | 791035-00-4 | Piston ring set  | Mercedes Benz 4 Cyl.                   | 87,00 mm  |
| 800017110000  | 791036-00-5 | Piston ring set  | Mercedes Benz 5 Cyl.                   | 87,00 mm  |
| 800017110050  | 791035-50-4 | Piston ring set  | Mercedes Benz 4 Cyl.                   | 87,50 mm  |
| 800017110050  | 791036-50-5 | Piston ring set  | Mercedes Benz 5 Cyl.                   | 87,50 mm  |
| 800017240000  | 791009-00-4 | Piston ring set  | Mercedes Benz / Seat 4 Cyl.            | 87,00 mm  |
| 800017240050  | 791009-50-4 | Piston ring set  | Mercedes Benz 4 Cyl.                   | 87,50 mm  |
| 800017310000  | 791048-00-1 | Piston ring set  | Mercedes Benz 1 Cyl.                   | 87,00 mm  |
| 800017311000  | 791048-00-1 | Piston ring set  | Mercedes Benz 1 Cyl.                   | 87,00 mm  |
| 800017311050  | 791048-50-1 | Piston ring set  | Mercedes Benz 1 Cyl.                   | 87,50 mm  |
| 800017440000  | 791010-00-4 | Piston ring set  | Mercedes Benz 4 Cyl.                   | 87,00 mm  |
| 800017440050  | 791010-50-4 | Piston ring set  | Mercedes Benz 4 Cyl.                   | 87,50 mm  |
| 800017660000  | 791049-00-6 | Piston ring set  | Mercedes Benz 6 Cyl.                   | 88,50 mm  |
| 800017660050  | 791049-50-6 | Piston ring set  | Mercedes Benz 6 Cyl.                   | 89,00 mm  |
| 800017711000  | 791038-00-4 | Piston ring set  | Mercedes Benz 4 Cyl.                   | 89,00 mm  |
| 800017711050  | 791038-50-4 | Piston ring set  | Mercedes Benz 4 Cyl.                   | 89,50 mm  |
| 800017711100  | 791038-10-4 | Piston ring set  | Mercedes Benz 4 Cyl.                   | 90,00 mm  |
| 800017741000  | 791038-00-4 | Piston ring set  | Mercedes Benz 4 Cyl.                   | 89,00 mm  |
| 800017741050  | 791038-50-4 | Piston ring set  | Mercedes Benz 4 Cyl.                   | 89,50 mm  |
| 800017741100  | 791038-10-4 | Piston ring set  | Mercedes Benz 4 Cyl.                   | 90,00 mm  |
| 800017742000  | 791038-00-4 | Piston ring set  | Mercedes Benz 4 Cyl.                   | 89,00 mm  |
| 800017742050  | 791038-50-4 | Piston ring set  | Mercedes Benz 4 Cyl.                   | 89,50 mm  |
| 800017742100  | 791038-10-4 | Piston ring set  | Mercedes Benz 4 Cyl.                   | 90,00 mm  |
| 800017810000  | 791016-00-5 | Piston ring set  | Mercedes Benz / Ssang Yong 5 Cyl.      | 89,00 mm  |
| 800017810000  | 791059-00-1 | Piston ring set  | Mercedes Benz / Ssang Yong 1 Cyl.      | 89,00 mm  |
| 800017810000  | 791059-00-4 | Piston ring set  | Mercedes Benz / Ssang Yong 4 Cyl.      | 89,00 mm  |
| 800017810050  | 791016-50-5 | Piston ring set  | Mercedes Benz / Ssang Yong 5 Cyl.      | 89,50 mm  |
| 800017810050  | 791059-50-1 | Piston ring set  | Mercedes Benz / Ssang Yong 1 Cyl.      | 89,50 mm  |
| 800017810050  | 791059-50-4 | Piston ring set  | Mercedes Benz / Ssang Yong 4 Cyl.      | 89,50 mm  |
| 800017810100  | 791059-70-1 | Piston ring set  | Mercedes Benz / Ssang Yong 1 Cyl.      | 89,70 mm  |
| 800017810100  | 791059-70-4 | Piston ring set  | Mercedes Benz / Ssang Yong 4 Cyl.      | 89,70 mm  |

**VERGLEICHSNUMMERN  
CROSS-REFERENCE  
KS - SM**

| KS cross ref. | SM Ref.:    | Product Category | Manufacturer Type                 | Bore dia. |
|---------------|-------------|------------------|-----------------------------------|-----------|
| 800017921000  | 791050-00-6 | Piston ring set  | Mercedes Benz 6 Cyl.              | 89,90 mm  |
| 800017921000  | 791065-00-4 | Piston ring set  | Mercedes Benz / Ssang Yong 4 Cyl. | 89,90 mm  |
| 800018110000  | 795428-00-1 | Piston ring set  | Air Compressor 1 Cyl.             | 100,00 mm |
| 800018211000  | 791042-00-1 | Piston ring set  | Mercedes Benz 1 Cyl.              | 90,00 mm  |
| 800018211000  | 791047-00-1 | Piston ring set  | Mercedes Benz 1 Cyl.              | 90,00 mm  |
| 800018211050  | 791042-50-1 | Piston ring set  | Air Compressor 1 Cyl.             | 90,50 mm  |
| 800018211050  | 791047-50-1 | Piston ring set  | Mercedes Benz 1 Cyl.              | 90,50 mm  |
| 800018212000  | 791042-00-1 | Piston ring set  | Mercedes Benz 1 Cyl.              | 90,00 mm  |
| 800018212000  | 791047-00-1 | Piston ring set  | Mercedes Benz 1 Cyl.              | 90,00 mm  |
| 800018310000  | 795403-00-1 | Piston ring set  | Westinghouse 1 Cyl.               | 90,00 mm  |
| 800018410000  | 791025-00-4 | Piston ring set  | Mercedes Benz 4 Cyl.              | 90,90 mm  |
| 800018410000  | 791026-00-5 | Piston ring set  | Mercedes Benz 5 Cyl.              | 90,90 mm  |
| 800018410010  | 791013-00-1 | Piston ring set  | Mercedes Benz 1 Cyl.              | 91,00 mm  |
| 800018410010  | 791013-00-4 | Piston ring set  | Mercedes Benz 4 Cyl.              | 91,00 mm  |
| 800018410010  | 791027-00-5 | Piston ring set  | Mercedes Benz 5 Cyl.              | 91,00 mm  |
| 800018410060  | 791013-50-1 | Piston ring set  | Mercedes Benz 1 Cyl.              | 91,50 mm  |
| 800018410060  | 791013-50-4 | Piston ring set  | Mercedes Benz 4 Cyl.              | 91,50 mm  |
| 800018410060  | 791025-50-4 | Piston ring set  | Mercedes Benz 4 Cyl.              | 91,50 mm  |
| 800018410060  | 791026-50-5 | Piston ring set  | Mercedes Benz 5 Cyl.              | 91,50 mm  |
| 800018411000  | 791025-00-4 | Piston ring set  | Mercedes Benz 4 Cyl.              | 90,90 mm  |
| 800018411000  | 791026-00-5 | Piston ring set  | Mercedes Benz 5 Cyl.              | 90,90 mm  |
| 800018411010  | 791013-00-1 | Piston ring set  | Mercedes Benz 1 Cyl.              | 91,00 mm  |
| 800018411010  | 791013-00-4 | Piston ring set  | Mercedes Benz 4 Cyl.              | 91,00 mm  |
| 800018411010  | 791027-00-5 | Piston ring set  | Mercedes Benz 5 Cyl.              | 91,00 mm  |
| 800018411060  | 791013-50-1 | Piston ring set  | Mercedes Benz 1 Cyl.              | 91,50 mm  |
| 800018411060  | 791013-50-4 | Piston ring set  | Mercedes Benz 4 Cyl.              | 91,50 mm  |
| 800018411060  | 791025-50-4 | Piston ring set  | Mercedes Benz 4 Cyl.              | 91,50 mm  |
| 800018411060  | 791026-50-5 | Piston ring set  | Mercedes Benz 5 Cyl.              | 91,50 mm  |
| 800018411080  | 791025-70-4 | Piston ring set  | Mercedes Benz 4 Cyl.              | 91,70 mm  |
| 800018580000  | 791056-00-4 | Piston ring set  | Mercedes Benz 4 Cyl.              | 92,00 mm  |
| 800018811000  | 791043-00-1 | Piston ring set  | Mercedes Benz 1 Cyl.              | 94,00 mm  |
| 800018910000  | 791040-00-4 | Piston ring set  | Mercedes Benz 4 Cyl.              | 95,50 mm  |
| 800018910050  | 791040-50-4 | Piston ring set  | Mercedes Benz 4 Cyl.              | 96,00 mm  |
| 800018940000  | 791040-00-4 | Piston ring set  | Mercedes Benz 4 Cyl.              | 95,50 mm  |
| 800018940050  | 791040-50-4 | Piston ring set  | Mercedes Benz 4 Cyl.              | 96,00 mm  |
| 800018940100  | 791040-10-4 | Piston ring set  | Mercedes Benz 4 Cyl.              | 96,50 mm  |
| 800019111000  | 791031-00-1 | Piston ring set  | Mercedes Benz / FAP-Famos 1 Cyl.  | 97,00 mm  |
| 800019111000  | 791086-00-2 | Piston ring set  | Mercedes Benz 2 Cyl.              | 97,00 mm  |
| 800019111050  | 791031-50-1 | Piston ring set  | Mercedes Benz 1 Cyl.              | 97,50 mm  |
| 800019111050  | 791044-50-1 | Piston ring set  | Mercedes Benz 1 Cyl.              | 98,00 mm  |
| 800019111100  | 791031-10-1 | Piston ring set  | Mercedes Benz 1 Cyl.              | 98,00 mm  |
| 800019111100  | 791044-50-1 | Piston ring set  | Mercedes Benz 1 Cyl.              | 98,00 mm  |
| 800019211000  | 791044-00-1 | Piston ring set  | Mercedes Benz / FAP-Famos 1 Cyl.  | 97,50 mm  |
| 800019212000  | 791044-00-1 | Piston ring set  | Mercedes Benz / FAP-Famos 1 Cyl.  | 97,50 mm  |
| 800019213000  | 791044-00-1 | Piston ring set  | Mercedes Benz / FAP-Famos 1 Cyl.  | 97,50 mm  |
| 800019213000  | 791044-00-1 | Piston ring set  | Mercedes Benz / FAP-Famos 1 Cyl.  | 97,50 mm  |
| 800019213050  | 791044-50-1 | Piston ring set  | Mercedes Benz 1 Cyl.              | 98,00 mm  |
| 800019311000  | 791087-00-2 | Piston ring set  | Mercedes Benz 2 Cyl.              | 125,00 mm |
| 800019411000  | 791022-00-1 | Piston ring set  | Mercedes Benz 1 Cyl.              | 125,00 mm |
| 800019411000  | 791070-00-1 | Piston ring set  | Mercedes Benz 1 Cyl.              | 125,00 mm |
| 800019510000  | 791033-00-1 | Piston ring set  | Mercedes Benz / FAP-Famos 1 Cyl.  | 128,00 mm |
| 80-0019510000 | 791287-00-1 | Piston ring set  | Mercedes Benz 1 Cyl.              | 128,00 mm |
| 800019511000  | 791062-00-1 | Piston ring set  | Mercedes Benz 1 Cyl.              | 128,00 mm |
| 800019512000  | 791062-00-1 | Piston ring set  | Mercedes Benz 1 Cyl.              | 128,00 mm |
| 800019611000  | 791020-00-1 | Piston ring set  | Mercedes Benz 1 Cyl.              | 128,00 mm |
| 800019611050  | 791020-50-1 | Piston ring set  | Mercedes Benz 1 Cyl.              | 128,50 mm |
| 800019611100  | 791020-10-1 | Piston ring set  | Mercedes Benz 1 Cyl.              | 129,00 mm |
| 800019661000  | 791020-00-1 | Piston ring set  | Mercedes Benz 1 Cyl.              | 128,00 mm |
| 800019661050  | 791020-50-1 | Piston ring set  | Mercedes Benz 1 Cyl.              | 128,50 mm |
| 800019661100  | 791020-10-1 | Piston ring set  | Mercedes Benz 1 Cyl.              | 129,00 mm |
| 800019710000  | 791060-00-1 | Piston ring set  | Mercedes Benz 1 Cyl.              | 130,00 mm |
| 800019720000  | 791060-00-1 | Piston ring set  | Mercedes Benz 1 Cyl.              | 130,00 mm |
| 800019910000  | 793203-00-1 | Piston ring set  | MWM 1 Cyl.                        | 105,00 mm |

**VERGLEICHSNUMMERN  
CROSS-REFERENCE  
KS - SM**

| KS cross ref. | SM Ref.:    | Product Category | Manufacturer Type                                | Bore dia. |
|---------------|-------------|------------------|--|-----------|
| 800020340000  | 793528-00-4 | Piston ring set  | Opel / Bedford / Vauxhall 4 Cyl.                 | 75,00 mm  |
| 800020340000  | 799608-00-4 | Piston ring set  | Toyota 4 Cyl.                                    | 75,00 mm  |
| 800020340000  | 799609-00-6 | Piston ring set  | Toyota 6 Cyl.                                    | 75,00 mm  |
| 800020440000  | 793512-00-4 | Piston ring set  | Opel / Vauxhall 4 Cyl.                           | 75,00 mm  |
| 800020540000  | 793526-00-4 | Piston ring set  | Opel / Vauxhall 4 Cyl.                           | 77,60 mm  |
| 800020540050  | 793526-50-4 | Piston ring set  | Opel / Vauxhall 4 Cyl.                           | 78,10 mm  |
| 800020710000  | 793538-00-4 | Piston ring set  | Opel / Daewoo / Vauxhall / GM 4 Cyl.             | 79,00 mm  |
| 800020740000  | 793538-00-4 | Piston ring set  | Opel / Daewoo / Vauxhall / GM 4 Cyl.             | 79,00 mm  |
| 800020740050  | 793538-50-4 | Piston ring set  | Opel / Daewoo 4 Cyl.                             | 79,50 mm  |
| 800020740100  | 793538-10-4 | Piston ring set  | Opel / Daewoo 4 Cyl.                             | 80,00 mm  |
| 800021040000  | 793533-00-4 | Piston ring set  | Opel / Bedford / Vauxhall 4 Cyl.                 | 82,50 mm  |
| 800021240000  | 793535-00-4 | Piston ring set  | Opel / Isuzu / Daewoo-Chevrolet / Saab 4 Cyl.    | 86,00 mm  |
| 800021240000  | 793554-00-6 | Piston ring set  | Chrysler / Opel 6 Cyl.                           | 86,00 mm  |
| 800021240050  | 793535-50-4 | Piston ring set  | Opel / Isuzu / Daewoo-Chevrolet 4 Cyl.           | 86,50 mm  |
| 800021640000  | 793536-00-4 | Piston ring set  | Opel / Vauxhall 4 Cyl.                           | 92,00 mm  |
| 800022041000  | 793706-00-4 | Piston ring set  | Peugeot / Citroen 4 Cyl.                         | 72,00 mm  |
| 800022340000  | 793721-00-4 | Piston ring set  | Peugeot 4 Cyl.                                   | 78,00 mm  |
| 800022641000  | 793815-00-4 | Piston ring set  | Renault 4 Cyl.                                   | 58,00 mm  |
| 800022940000  | 793802-00-4 | Piston ring set  | Renault 4 Cyl.                                   | 75,80 mm  |
| 800023040000  | 793809-00-4 | Piston ring set  | Renault / Dacia / Volvo 4 Cyl                    | 76,00 mm  |
| 800023140000  | 793827-00-4 | Piston ring set  | Renault / Volvo 4 Cyl.                           | 78,00 mm  |
| 800023240000  | 793530-00-4 | Piston ring set  | Opel /Bedford /Vauxhall /Citroen /Renault 4 Cyl. | 80,00 mm  |
| 800023240000  | 793722-00-4 | Piston ring set  | Peugeot / Citroen / Renault 4 Cyl.               | 80,00 mm  |
| 800023240000  | 793829-00-4 | Piston ring set  | Renault / Opel 4 Cyl.                            | 80,00 mm  |
| 800023240050  | 793722-50-4 | Piston ring set  | Peugeot 4 Cyl.                                   | 80,50 mm  |
| 800023340000  | 793828-00-4 | Piston ring set  | Renault / Volvo 4 Cyl.                           | 81,00 mm  |
| 800023340050  | 793828-50-4 | Piston ring set  | Renault 4 Cyl.                                   | 81,50 mm  |
| 800023440000  | 793824-00-4 | Piston ring set  | Renault 4 Cyl.                                   | 86,00 mm  |
| 800023540000  | 793830-00-4 | Piston ring set  | Renault / Chrysler 4 Cyl.                        | 86,00 mm  |
| 800024010000  | 790425-00-1 | Piston ring set  | RVI 1 Cyl.                                       | 135,00 mm |
| 800024121000  | 795414-00-2 | Piston ring set  | Westinghouse 2 Cyl.                              | 75,00 mm  |
| 800024121050  | 795414-50-2 | Piston ring set  | Westinghouse 2 Cyl.                              | 75,50 mm  |
| 800024210000  | 793909-00-2 | Piston ring set  | Scania 2 Cyl.                                    | 115,00 mm |
| 800024310000  | 793912-00-1 | Piston ring set  | Scania 1 Cyl.                                    | 115,00 mm |
| 800024410000  | 793913-00-1 | Piston ring set  | Scania 1 Cyl.                                    | 115,00 mm |
| 800024510000  | 793904-00-1 | Piston ring set  | Scania 1 Cyl.                                    | 127,00 mm |
| 800024610000  | 793907-00-1 | Piston ring set  | Scania 1 Cyl.                                    | 127,00 mm |
| 800024611000  | 793907-00-1 | Piston ring set  | Scania 1 Cyl.                                    | 127,00 mm |
| 800024612000  | 793907-00-1 | Piston ring set  | Scania 1 Cyl.                                    | 127,00 mm |
| 800024660000  | 793907-00-1 | Piston ring set  | Scania 1 Cyl.                                    | 127,00 mm |
| 800024662000  | 793907-00-1 | Piston ring set  | Scania 1 Cyl.                                    | 127,00 mm |
| 800024710000  | 793914-00-1 | Piston ring set  | Scania 1 Cyl.                                    | 127,00 mm |
| 800024810000  | 793925-00-1 | Piston ring set  | Scania 1 Cyl.                                    | 127,00 mm |
| 800024812000  | 793925-00-1 | Piston ring set  | Scania 1 Cyl.                                    | 127,00 mm |
| 800024820000  | 793925-00-2 | Piston ring set  | Scania 2 Cyl.                                    | 127,00 mm |
| 800024940000  | 795001-00-4 | Piston ring set  | VW 4 Cyl.  | 75,00 mm  |
| 800024940050  | 795001-50-4 | Piston ring set  | VW 4 Cyl.  | 75,50 mm  |
| 800025040000  | 795035-00-4 | Piston ring set  | VW 4 Cyl.  | 75,00 mm  |
| 800025040050  | 795035-50-4 | Piston ring set  | VW 4 Cyl.  | 75,50 mm  |
| 800025041000  | 795035-00-4 | Piston ring set  | VW 4 Cyl.  | 75,00 mm  |
| 800025041050  | 795035-50-4 | Piston ring set  | VW 4 Cyl.  | 75,50 mm  |
| 800025140000  | 795044-00-4 | Piston ring set  | Volkswagen / Seat 4 Cyl.                         | 75,00 mm  |
| 800025240000  | 794207-00-4 | Piston ring set  | Skoda 4 Cyl.                                     | 75,50 mm  |
| 800025610000  | 795507-00-1 | Piston ring set  | Steyr 1 Cyl.                                     | 100,00 mm |
| 800025810000  | 795501-00-1 | Piston ring set  | Steyr 1 Cyl.                                     | 110,00 mm |
| 800026010000  | 795503-00-1 | Piston ring set  | Steyr 1 Cyl.                                     | 126,00 mm |
| 800026140000  | 795077-00-4 | Piston ring set  | Audi / Seat / Skoda / VW 4 Cyl.                  | 76,50 mm  |
| 800026140050  | 795077-50-4 | Piston ring set  | VW 4 Cyl.  | 77,00 mm  |
| 800026410000  | 795080-00-4 | Piston ring set  | VW / Audi 4 Cyl.                                 | 81,00 mm  |
| 800027611000  | 795111-00-1 | Piston ring set  | Volvo 1 Cyl.                                     | 98,43 mm  |
| 800027710000  | 795106-00-1 | Piston ring set  | Volvo 1 Cyl.                                     | 104,77 mm |
| 800027710000  | 795106-00-2 | Piston ring set  | Volvo 2 Cyl.                                     | 104,77 mm |
| 800027811000  | 795119-00-1 | Piston ring set  | Volvo 1 Cyl.                                     | 104,77 mm |

**VERGLEICHSNUMMERN  
CROSS-REFERENCE  
KS - SM**

| KS cross ref. | SM Ref.:    | Product Category | Manufacturer Type                      | Bore dia. |
|---------------|-------------|------------------|--|-----------|
| 800027910000  | 795106-00-1 | Piston ring set  | Volvo 1 Cyl.                           | 104,77 mm |
| 800027910000  | 795106-00-2 | Piston ring set  | Volvo 2 Cyl.                           | 104,77 mm |
| 800028010000  | 795124-00-1 | Piston ring set  | Volvo 1 Cyl.                           | 104,77 mm |
| 800028010000  | 795124-00-2 | Piston ring set  | Volvo 2 Cyl.                           | 104,77 mm |
| 800028110000  | 795107-00-1 | Piston ring set  | Volvo 1 Cyl.                           | 120,65 mm |
| 800028110000  | 795107-00-2 | Piston ring set  | Volvo 2 Cyl.                           | 120,65 mm |
| 800028111000  | 795107-00-1 | Piston ring set  | Volvo 1 Cyl.                           | 120,65 mm |
| 800028111000  | 795107-00-2 | Piston ring set  | Volvo 2 Cyl.                           | 120,65 mm |
| 800028112000  | 795107-00-1 | Piston ring set  | Volvo 1 Cyl.                           | 120,65 mm |
| 800028112000  | 795107-00-2 | Piston ring set  | Volvo 2 Cyl.                           | 120,65 mm |
| 800028160000  | 795107-00-1 | Piston ring set  | Volvo 1 Cyl.                           | 120,65 mm |
| 800028160000  | 795107-00-2 | Piston ring set  | Volvo 2 Cyl.                           | 120,65 mm |
| 800028210000  | 795120-00-1 | Piston ring set  | Volvo 1 Cyl.                           | 120,65 mm |
| 800028210000  | 795120-00-2 | Piston ring set  | Volvo 2 Cyl.                           | 120,65 mm |
| 800028260000  | 795120-00-1 | Piston ring set  | Volvo 1 Cyl.                           | 120,65 mm |
| 800028260000  | 795120-00-2 | Piston ring set  | Volvo 2 Cyl.                           | 120,65 mm |
| 800028312000  | 795113-00-1 | Piston ring set  | Volvo 1 Cyl.                           | 130,18 mm |
| 800028312000  | 795180-00-2 | Piston ring set  | Volvo 2 Cyl.                           | 130,18 mm |
| 800028360000  | 795113-00-1 | Piston ring set  | Volvo 1 Cyl.                           | 130,18 mm |
| 800028360000  | 795180-00-2 | Piston ring set  | Volvo 2 Cyl.                           | 130,18 mm |
| 800028362000  | 795113-00-1 | Piston ring set  | Volvo 1 Cyl.                           | 130,18 mm |
| 800028362000  | 795180-00-2 | Piston ring set  | Volvo 2 Cyl.                           | 130,18 mm |
| 800028410000  | 795121-00-4 | Piston ring set  | Volvo 4 Cyl.                           | 105,57 mm |
| 800028520000  | 795409-00-2 | Piston ring set  | Westinghouse 2 Cyl.                    | 63,50 mm  |
| 800028610000  | 795413-00-1 | Piston ring set  | Bosch / Scania 1 Cyl.                  | 75,00 mm  |
| 800028610050  | 795413-50-1 | Piston ring set  | Bosch / Scania 1 Cyl.                  | 75,50 mm  |
| 800028710000  | 795401-00-1 | Piston ring set  | Westinghouse 1 Cyl.                    | 75,00 mm  |
| 800028910000  | 792652-00-1 | Piston ring set  | Lombardini 1 Cyl.                      | 95,00 mm  |
| 800029110000  | 795805-00-1 | Piston ring set  | Zetor 1 Cyl.                           | 102,00 mm |
| 800029310000  | 795406-00-1 | Piston ring set  | Westinghouse 1 Cyl.                    | 60,00 mm  |
| 800029410000  | 793218-00-1 | Piston ring set  | MWM 1 Cyl.                             | 105,00 mm |
| 800029910000  | 792028-00-2 | Piston ring set  | Fiat 2 Cyl.                            | 120,00 mm |
| 800030010000  | 793131-00-1 | Piston ring set  | MAN 1 Cyl.                             | 128,00 mm |
| 800030120000  | 790701-00-2 | Piston ring set  | BMW / Opel / Rover / Vauxhall 2 Cyl.   | 80,00 mm  |
| 800030120000  | 790701-00-4 | Piston ring set  | BMW / BLMC / Opel / Rover 4 Cyl.       | 80,00 mm  |
| 800030120000  | 790720-00-6 | Piston ring set  | BMW 6 Cyl.                             | 80,00 mm  |
| 800030410000  | 795807-00-1 | Piston ring set  | Zetor 1 Cyl.                           | 102,00 mm |
| 800031610000  | 793614-00-2 | Piston ring set  | Perkins 2 Cyl.                         | 100,00 mm |
| 800031840060  | 792009-00-4 | Piston ring set  | Citroen / Fiat / Lancia 4 Cyl.         | 86,40 mm  |
| 800032010000  | 793627-00-1 | Piston ring set  | Perkins 1 Cyl.                         | 98,48 mm  |
| 800032210000  | 790407-00-1 | Piston ring set  | RVI 1 Cyl.                             | 120,00 mm |
| 800032310000  | 790418-00-1 | Piston ring set  | RVI 1 Cyl.                             | 120,00 mm |
| 800032310000  | 790418-00-2 | Piston ring set  | RVI 2 Cyl.                             | 120,00 mm |
| 800032410000  | 790411-00-1 | Piston ring set  | RVI 1 Cyl.                             | 135,00 mm |
| 800032510000  | 791532-00-1 | Piston ring set  | KHD 1 Cyl.                             | 128,00 mm |
| 800032610000  | 794702-00-1 | Piston ring set  | Tatra 1 Cyl.                           | 120,00 mm |
| 800032812000  | 791090-00-1 | Piston ring set  | Mercedes Benz 1 Cyl.                   | 130,00 mm |
| 800033020000  | 792018-00-2 | Piston ring set  | Fiat / Iveco 2 Cyl.                    | 104,00 mm |
| 800033140000  | 792062-00-4 | Piston ring set  | Fiat 4 Cyl.                            | 70,00 mm  |
| 800033520000  | 790614-00-2 | Piston ring set  | BLMC 2 Cyl.                            | 98,00 mm  |
| 800033710000  | 793626-00-2 | Piston ring set  | Chrysler / Leyland / Perkins 2 Cyl.    | 98,48 mm  |
| 800033910000  | 793629-00-2 | Piston ring set  | Fiat / Iveco / Massey / Perkins 2 Cyl. | 101,05 mm |
| 800034010000  | 793218-00-1 | Piston ring set  | MWM 1 Cyl.                             | 105,00 mm |
| 800034410000  | 791553-00-1 | Piston ring set  | KHD / Volvo 1 Cyl.                     | 108,00 mm |
| 800034510000  | 790421-00-1 | Piston ring set  | RVI 1 Cyl.                             | 120,00 mm |
| 800034510000  | 790421-00-2 | Piston ring set  | RVI 2 Cyl.                             | 120,00 mm |
| 800034610000  | 791562-00-1 | Piston ring set  | KHD 1 Cyl.                             | 100,00 mm |
| 800034940000  | 795127-00-4 | Piston ring set  | Volvo 4 Cyl.                           | 96,00 mm  |
| 800034940030  | 795127-30-4 | Piston ring set  | Volvo 4 Cyl.                           | 96,30 mm  |
| 800035040000  | 792123-00-4 | Piston ring set  | Ford 4 Cyl.                            | 68,70 mm  |
| 800035210000  | 792051-00-1 | Piston ring set  | Fiat / UTB 1 Cyl.                      | 95,00 mm  |
| 800035510000  | 793627-00-1 | Piston ring set  | Perkins 1 Cyl.                         | 98,48 mm  |
| 800035610000  | 791532-00-1 | Piston ring set  | KHD 1 Cyl.                             | 128,00 mm |

**VERGLEICHSNUMMERN  
CROSS-REFERENCE  
KS - SM**

| KS cross ref. | SM Ref.:    | Product Category | Manufacturer Type                                  | Bore dia. |
|---------------|-------------|------------------|--|-----------|
| 800036040000  | 793552-00-4 | Piston ring set  | Opel / Vauxhall 4 Cyl.                             | 84,00 mm  |
| 800036110000  | 793843-00-4 | Piston ring set  | Renault / Opel / Nissan / Vauxhall 4 Cyl.          | 80,00 mm  |
| 800036140000  | 793843-00-4 | Piston ring set  | Renault / Opel / Nissan / Vauxhall 4 Cyl.          | 80,00 mm  |
| 800036210000  | 795132-00-1 | Piston ring set  | Volvo 1 Cyl.                                       | 130,18 mm |
| 800036210000  | 795132-00-2 | Piston ring set  | Volvo 2 Cyl.                                       | 130,18 mm |
| 800036310000  | 790418-00-1 | Piston ring set  | RVI 1 Cyl.   | 120,00 mm |
| 800036310000  | 790418-00-2 | Piston ring set  | RVI 2 Cyl.   | 120,00 mm |
| 800036410000  | 793923-00-1 | Piston ring set  | Scania 1 Cyl.                                      | 127,00 mm |
| 800036541000  | 793726-00-4 | Piston ring set  | Peugeot / Citroen / Nissan / Rover 4 Cyl.          | 77,00 mm  |
| 800036641000  | 792066-00-4 | Piston ring set  | Fiat 4 Cyl.  | 82,60 mm  |
| 800036641060  | 792066-60-4 | Piston ring set  | Fiat 4 Cyl.  | 83,20 mm  |
| 800036642000  | 792066-00-4 | Piston ring set  | Fiat 4 Cyl.  | 82,60 mm  |
| 800036642060  | 792066-60-4 | Piston ring set  | Fiat 4 Cyl.  | 83,20 mm  |
| 800036940000  | 793501-00-4 | Piston ring set  | Opel / Vauxhall 4 Cyl.                             | 72,00 mm  |
| 800037040000  | 792105-00-4 | Piston ring set  | Ford / Opel 4 Cyl.                                 | 82,50 mm  |
| 800037110000  | 791083-00-1 | Piston ring set  | Mercedes Benz 1 Cyl.                               | 102,00 mm |
| 800037210000  | 791081-00-3 | Piston ring set  | Mercedes Benz / Smart 3 Cyl.                       | 63,50 mm  |
| 800037210025  | 791081-25-3 | Piston ring set  | Mercedes Benz / Smart 3 Cyl.                       | 63,75 mm  |
| 800037210050  | 791081-50-3 | Piston ring set  | Mercedes Benz / Smart 3 Cyl.                       | 64,00 mm  |
| 800037540000  | 793839-00-4 | Piston ring set  | Renault / Nissan 4 Cyl.                            | 69,00 mm  |
| 800037840000  | 792090-00-4 | Piston ring set  | Fiat / Opel / Renault / Peugeot / RVI 4 Cyl.       | 94,40 mm  |
| 800038241000  | 792091-00-4 | Piston ring set  | Fiat / Opel / Citroen / Peugeot / Renault 4 Cyl.   | 94,40 mm  |
| 800038710000  | 790422-00-1 | Piston ring set  | RVI 1 Cyl.   | 135,00 mm |
| 800038910000  | 793549-00-4 | Piston ring set  | Opel / Saab / Daewoo / Chevrolet / Vauxhall 4 Cyl. | 80,50 mm  |
| 800038940000  | 792097-00-4 | Piston ring set  | Fiat 4 Cyl.  | 80,50 mm  |
| 800038940000  | 793549-00-4 | Piston ring set  | Opel / Saab / Daewoo / Chevrolet / Vauxhall 4 Cyl. | 80,50 mm  |
| 800039010000  | 790736-00-4 | Piston ring set  | BMW 4 Cyl.   | 85,00 mm  |
| 800039040000  | 790736-00-4 | Piston ring set  | BMW 4 Cyl.   | 85,00 mm  |
| 800039110000  | 790418-00-1 | Piston ring set  | RVI 1 Cyl.   | 120,00 mm |
| 800039110000  | 790418-00-2 | Piston ring set  | RVI 2 Cyl.   | 120,00 mm |
| 800039210000  | 790413-00-1 | Piston ring set  | RVI 1 Cyl.   | 135,00 mm |
| 800039340000  | 792112-00-4 | Piston ring set  | Ford 4 Cyl.  | 74,00 mm  |
| 800039340050  | 792112-50-4 | Piston ring set  | Ford 4 Cyl.  | 74,50 mm  |
| 800039410000  | 795075-00-4 | Piston ring set  | VW / Audi / Seat 4 Cyl.                            | 81,00 mm  |
| 800039440000  | 795075-00-4 | Piston ring set  | VW / Audi / Seat 4 Cyl.                            | 81,00 mm  |
| 800039440050  | 795075-50-4 | Piston ring set  | VW 4 Cyl.  | 81,50 mm  |
| 800039510000  | 795129-00-1 | Piston ring set  | Volvo 1 Cyl.                                       | 120,65 mm |
| 800039710000  | 793551-00-4 | Piston ring set  | Opel / Vauxhall 4 Cyl.                             | 79,00 mm  |
| 800039740000  | 793551-00-4 | Piston ring set  | Opel / Vauxhall 4 Cyl.                             | 79,00 mm  |
| 800039740050  | 793551-50-4 | Piston ring set  | Opel / Vauxhall 4 Cyl.                             | 79,50 mm  |
| 800039910000  | 795123-00-1 | Piston ring set  | Volvo 1 Cyl.                                       | 120,65 mm |
| 800039910000  | 795123-00-2 | Piston ring set  | Volvo 2 Cyl.                                       | 120,65 mm |
| 800039911000  | 795123-00-1 | Piston ring set  | Volvo 1 Cyl.                                       | 120,65 mm |
| 800039911000  | 795123-00-2 | Piston ring set  | Volvo 2 Cyl.                                       | 120,65 mm |
| 800040320000  | 793541-00-2 | Piston ring set  | Opel / Daewoo / Vauxhall 2 Cyl.                    | 81,60 mm  |
| 800040811000  | 795074-00-4 | Piston ring set  | VW / Audi / Seat / Skoda 4 Cyl.                    | 81,00 mm  |
| 800040841000  | 795074-00-4 | Piston ring set  | VW / Audi / Seat / Skoda 4 Cyl.                    | 81,00 mm  |
| 800042140000  | 795077-00-4 | Piston ring set  | Audi / Seat / Skoda / VW 4 Cyl.                    | 76,50 mm  |
| 800042140050  | 795077-50-4 | Piston ring set  | VW 4 Cyl.  | 77,00 mm  |
| 800042210000  | 795199-00-2 | Piston ring set  | Volvo 2 Cyl.                                       | 98,43 mm  |
| 800042310000  | 795601-00-2 | Piston ring set  | UTB 2 Cyl.   | 108,00 mm |
| 800042310100  | 795601-10-2 | Piston ring set  | UTB 2 Cyl.   | 109,00 mm |
| 800042410000  | 799714-00-4 | Piston ring set  | Toyota / VW 4 Cyl.                                 | 92,00 mm  |
| 800043411000  | 792012-00-1 | Piston ring set  | Fiat 1 Cyl.  | 100,00 mm |
| 800043810000  | 793639-00-2 | Piston ring set  | Perkins 2 Cyl.                                     | 100,00 mm |
| 800043940000  | 793755-00-4 | Piston ring set  | Peugeot / Citroen 4 Cyl.                           | 75,00 mm  |
| 800044010000  | 790430-00-1 | Piston ring set  | RVI 1 Cyl.   | 123,00 mm |
| 800044010000  | 793129-00-1 | Piston ring set  | MAN 1 Cyl.   | 123,00 mm |
| 800044211000  | 791529-00-1 | Piston ring set  | KHD 1 Cyl.   | 100,00 mm |
| 800044211050  | 791529-50-1 | Piston ring set  | KHD 1 Cyl.   | 100,50 mm |
| 800044340000  | 795088-00-4 | Piston ring set  | Volkswagen 4 Cyl.                                  | 93,00 mm  |
| 800044410000  | 795142-00-1 | Piston ring set  | Volvo 1 Cyl.                                       | 131,00 mm |
| 800044540000  | 793845-00-4 | Piston ring set  | Renault / Suzuki / Dacia / Nissan 4 Cyl.           | 76,00 mm  |



**VERGLEICHSNUMMERN  
CROSS-REFERENCE  
KS - SM**

| KS cross ref. | SM Ref.:    | Product Category | Manufacturer Type                                  | Bore dia. |
|---------------|-------------|------------------|--|-----------|
| 800044540050  | 793845-50-4 | Piston ring set  | Renault / Suzuki / Dacia / Nissan 4 Cyl            | 76,50 mm  |
| 800044640050  | 793747-50-4 | Piston ring set  | Peugeot 4 Cyl.                                     | 92,50 mm  |
| 800044710000  | 795440-00-1 | Piston ring set  | Westinghouse 1 Cyl.                                | 85,00 mm  |
| 800044710000  | 795440-00-2 | Piston ring set  | Westinghouse 2 Cyl.                                | 85,00 mm  |
| 800044711000  | 795418-00-1 | Piston ring set  | Westinghouse 1 Cyl.                                | 85,00 mm  |
| 800044711000  | 795418-00-2 | Piston ring set  | Westinghouse 2 Cyl.                                | 85,00 mm  |
| 800044712000  | 795440-00-1 | Piston ring set  | Westinghouse 1 Cyl.                                | 85,00 mm  |
| 800044712000  | 795440-00-2 | Piston ring set  | Westinghouse 2 Cyl.                                | 85,00 mm  |
| 800044810000  | 792162-00-4 | Piston ring set  | Ford / Mazda 4 Cyl.                                | 83,00 mm  |
| 800044910000  | 792172-00-4 | Piston ring set  | Ford / Mazda / Volvo / Isuzu 4 Cyl.                | 87,50 mm  |
| 800044940000  | 792172-00-4 | Piston ring set  | Ford / Mazda / Volvo / Isuzu 4 Cyl.                | 87,50 mm  |
| 800045010000  | 795069-00-4 | Piston ring set  | Audi / Seat / Skoda / Volkswagen 4 Cyl.            | 81,00 mm  |
| 800045040000  | 795074-00-4 | Piston ring set  | VW / Audi / Seat / Skoda 4 Cyl.                    | 81,00 mm  |
| 800045040050  | 795074-50-4 | Piston ring set  | VW / Audi 4 Cyl.                                   | 81,50 mm  |
| 800045110000  | 795150-00-1 | Piston ring set  | Volvo 1 Cyl.                                       | 104,77 mm |
| 800045211000  | 795413-00-1 | Piston ring set  | Bosch / Scania 1 Cyl.                              | 75,00 mm  |
| 800045211050  | 795413-50-1 | Piston ring set  | Bosch / Scania 1 Cyl.                              | 75,50 mm  |
| 800045610000  | 795076-00-2 | Piston ring set  | VW / Audi 2 Cyl.                                   | 81,00 mm  |
| 800045620000  | 795076-00-2 | Piston ring set  | VW / Audi 2 Cyl.                                   | 81,00 mm  |
| 800045710000  | 795052-00-2 | Piston ring set  | VW / Audi / Seat / Skoda 2 Cyl.                    | 82,50 mm  |
| 800045720000  | 795052-00-2 | Piston ring set  | VW / Audi / Seat / Skoda 2 Cyl.                    | 82,50 mm  |
| 800045810000  | 791142-00-4 | Piston ring set  | Citroen / Peugeot / Fiat 4 Cyl.                    | 82,20 mm  |
| 800045840000  | 791142-00-4 | Piston ring set  | Citroen / Peugeot / Fiat 4 Cyl.                    | 82,20 mm  |
| 800045910000  | 793749-00-4 | Piston ring set  | Peugeot/ Fiat/ Citroen/ Suzuki/ Ford/ Volvo 4 Cyl. | 85,00 mm  |
| 800046040000  | 793756-00-4 | Piston ring set  | Peugeot / Ford / Citroen / Toyota 4 Cyl.           | 73,70 mm  |
| 800046140000  | 799691-00-4 | Piston ring set  | Toyota 4 Cyl.                                      | 79,00 mm  |
| 800046210000  | 794012-00-2 | Piston ring set  | RVI 2 Cyl.   | 102,00 mm |
| 800047911000  | 798080-00-4 | Piston ring set  | Isuzu 4 Cyl.                                       | 95,40 mm  |
| 800048010000  | 791077-00-4 | Piston ring set  | Mercedes Benz 4 Cyl.                               | 88,00 mm  |
| 800048010000  | 791089-00-1 | Piston ring set  | Mercedes Benz 1 Cyl.                               | 88,00 mm  |
| 800048010000  | 791275-00-1 | Piston ring set  | Mercedes Benz 1 Cyl.                               | 88,00 mm  |
| 800048010050  | 791089-50-1 | Piston ring set  | Mercedes Benz 1 Cyl.                               | 88,50 mm  |
| 800048110000  | 792515-00-1 | Piston ring set  | Hatz 1 Cyl.  | 85,00 mm  |
| 800048110000  | 792660-00-1 | Piston ring set  | Lombardini 1 Cyl.                                  | 85,00 mm  |
| 800048910000  | 798529-00-4 | Piston ring set  | Mazda 4 Cyl.                                       | 86,00 mm  |
| 800048910050  | 798529-50-4 | Piston ring set  | Mazda 4 Cyl.                                       | 86,50 mm  |
| 800049110000  | 793562-00-4 | Piston ring set  | Opel / Citroen / Peugeot / Saab / Isuzu 4 Cyl.     | 86,00 mm  |
| 800049140000  | 793562-00-4 | Piston ring set  | Opel / Citroen / Peugeot / Saab / Isuzu 4 Cyl.     | 86,00 mm  |
| 800049240000  | 793548-00-4 | Piston ring set  | Opel / Daewoo 4 Cyl.                               | 76,50 mm  |
| 800049240050  | 793548-50-4 | Piston ring set  | Opel / Daewoo 4 Cyl.                               | 77,00 mm  |
| 800049811000  | 795085-00-4 | Piston ring set  | Audi / Seat / Skoda /VW 4 Cyl.                     | 81,00 mm  |
| 800049910000  | 792091-00-4 | Piston ring set  | Fiat / Opel / Citroen / Peugeot / Renault 4 Cyl.   | 94,40 mm  |
| 800049940000  | 792091-00-4 | Piston ring set  | Fiat / Opel / Citroen / Peugeot / Renault 4 Cyl.   | 94,40 mm  |
| 800050110000  | 791512-00-1 | Piston ring set  | KHD 1 Cyl.   | 91,00 mm  |
| 800050240000  | 792098-00-4 | Piston ring set  | Fiat / Alfa / Lancia / Opel / Saab / Suzuki 4 Cyl. | 82,00 mm  |
| 800050410000  | 795130-00-1 | Piston ring set  | Volvo 1 Cyl.                                       | 104,77 mm |
| 800050410000  | 795130-00-2 | Piston ring set  | Volvo 2 Cyl.                                       | 104,77 mm |
| 800050640000  | 793851-00-4 | Piston ring set  | Renault / Opel / Nissan / Vauxhall 4 Cyl.          | 89,00 mm  |
| 800050711000  | 795110-00-1 | Piston ring set  | Volvo 1 Cyl.                                       | 83,00 mm  |
| 800050741000  | 795110-00-1 | Piston ring set  | Volvo 1 Cyl.                                       | 83,00 mm  |
| 800050810000  | 790748-00-2 | Piston ring set  | BMW / VW 2 Cyl.                                    | 84,00 mm  |
| 800050940000  | 793752-00-4 | Piston ring set  | Peugeot / Citroen 4 Cyl.                           | 78,50 mm  |
| 800051040000  | 793849-00-4 | Piston ring set  | Renault / Nissan / Opel / Vauxhall 4 Cyl.          | 87,00 mm  |
| 800051140000  | 792169-00-4 | Piston ring set  | Ford / BLMC / Rover 4 Cyl.                         | 89,90 mm  |
| 800051210000  | 792084-00-4 | Piston ring set  | Fiat 4 Cyl.  | 70,80 mm  |
| 800051240000  | 792084-00-4 | Piston ring set  | Fiat 4 Cyl.  | 70,80 mm  |
| 800051340000  | 792083-00-4 | Piston ring set  | Fiat / Lancia 4 Cyl.                               | 70,00 mm  |
| 800051410000  | 795096-00-4 | Piston ring set  | Volkswagen / Seat / Skoda 4 Cyl.                   | 76,50 mm  |
| 800051440000  | 795096-00-4 | Piston ring set  | Volkswagen / Seat / Skoda 4 Cyl.                   | 76,50 mm  |
| 800051520000  | 795086-00-6 | Piston ring set  | Audi / VW / Skoda 6 Cyl.                           | 78,30 mm  |
| 800051540000  | 795086-00-6 | Piston ring set  | Audi / VW / Skoda 6 Cyl.                           | 78,30 mm  |
| 800051610000  | 795078-00-1 | Piston ring set  | VW / Audi 1 Cyl.                                   | 79,50 mm  |
| 800051640000  | 795078-00-1 | Piston ring set  | VW / Audi 1 Cyl.                                   | 79,50 mm  |

**VERGLEICHSNUMMERN  
CROSS-REFERENCE  
KS - SM**

| KS cross ref. | SM Ref.:    | Product Category | Manufacturer Type                                  | Bore dia. |
|---------------|-------------|------------------|--|-----------|
| 800051710000  | 792075-00-2 | Piston ring set  | Fiat-Iveco 2 Cyl.                                  | 104,00 mm |
| 800052040000  | 792132-00-4 | Piston ring set  | Ford 4 Cyl.  | 82,50 mm  |
| 800052040000  | 792153-00-4 | Piston ring set  | Ford 4 Cyl.  | 82,50 mm  |
| 800052140000  | 792103-00-4 | Piston ring set  | Ford 4 Cyl.  | 86,00 mm  |
| 800052310000  | 795403-00-1 | Piston ring set  | Westinghouse 1 Cyl.                                | 90,00 mm  |
| 800052410000  | 793133-00-2 | Piston ring set  | MAN 2 Cyl.   | 108,00 mm |
| 800052710000  | 791263-00-2 | Piston ring set  | Mercedes Benz 2 Cyl.                               | 106,00 mm |
| 800052810000  | 791270-00-1 | Piston ring set  | Mercedes Benz 1 Cyl.                               | 128,00 mm |
| 800052940000  | 793753-00-4 | Piston ring set  | Peugeot / Citroen 4 Cyl.                           | 92,00 mm  |
| 800053010000  | 793841-00-4 | Piston ring set  | Renault / Dacia / Nissan 4 Cyl.                    | 79,50 mm  |
| 800053040000  | 793841-00-4 | Piston ring set  | Renault / Dacia / Nissan 4 Cyl.                    | 79,50 mm  |
| 800053140000  | 793844-00-4 | Piston ring set  | Renault 4 Cyl.                                     | 87,00 mm  |
| 800053740000  | 795079-00-4 | Piston ring set  | VW 4 Cyl.  | 67,10 mm  |
| 800053940000  | 795004-00-4 | Piston ring set  | VW 4 Cyl.  | 76,50 mm  |
| 800053940050  | 795004-50-4 | Piston ring set  | VW 4 Cyl.  | 77,00 mm  |
| 800054110000  | 795077-00-4 | Piston ring set  | Audi / Seat / Skoda / VW 4 Cyl.                    | 76,50 mm  |
| 800054110050  | 795077-50-4 | Piston ring set  | VW 4 Cyl.  | 77,00 mm  |
| 800054240000  | 792150-00-4 | Piston ring set  | Ford 4 Cyl.  | 76,00 mm  |
| 800054310000  | 793916-00-1 | Piston ring set  | Scania 1 Cyl.                                      | 127,00 mm |
| 800054410000  | 790803-00-1 | Piston ring set  | Cummins 1 Cyl.                                     | 102,00 mm |
| 800054410000  | 791314-00-2 | Piston ring set  | DAF 2 Cyl.   | 102,00 mm |
| 800054510000  | 790816-00-1 | Piston ring set  | Cummins 1 Cyl.                                     | 114,00 mm |
| 800054610000  | 795420-00-1 | Piston ring set  | Knorr 1 Cyl.                                       | 88,00 mm  |
| 800054710000  | 791257-00-4 | Piston ring set  | Mercedes Benz 4 Cyl.                               | 83,00 mm  |
| 800054810000  | 795429-00-1 | Piston ring set  | Air Compressor 1 Cyl.                              | 100,00 mm |
| 800054910000  | 793758-00-4 | Piston ring set  | Citroen/Fiat/Mazda/Mini/Peugeot/Suzuki/Volvo 4 Cyl | 75,00 mm  |
| 800055010000  | 790739-00-2 | Piston ring set  | BMW 2 Cyl.   | 82,00 mm  |
| 800055020000  | 790739-00-2 | Piston ring set  | BMW 2 Cyl.   | 82,00 mm  |
| 800055040000  | 790739-00-2 | Piston ring set  | BMW 2 Cyl.   | 82,00 mm  |
| 800055110000  | 792153-00-4 | Piston ring set  | Ford 4 Cyl.  | 82,50 mm  |
| 800055140000  | 792153-00-4 | Piston ring set  | Ford 4 Cyl.  | 82,50 mm  |
| 800055210000  | 791554-00-2 | Piston ring set  | KHD 2 Cyl.   | 98,00 mm  |
| 800055410000  | 793926-00-2 | Piston ring set  | Scania 2 Cyl.                                      | 115,00 mm |
| 800055810000  | 791256-00-2 | Piston ring set  | Mercedes Benz 2 Cyl.                               | 83,00 mm  |
| 800055820000  | 791256-00-2 | Piston ring set  | Mercedes Benz 2 Cyl.                               | 83,00 mm  |
| 800055910000  | 791271-00-2 | Piston ring set  | Mercedes Benz 2 Cyl.                               | 102,00 mm |
| 800056240000  | 792096-00-4 | Piston ring set  | Fiat / Opel / Suzuki / Vauxhall 4 Cyl.             | 69,60 mm  |
| 800056640000  | 790736-00-4 | Piston ring set  | BMW 4 Cyl.   | 85,00 mm  |
| 800056710000  | 793823-00-4 | Piston ring set  | Renault / Nissan 4 Cyl.                            | 69,00 mm  |
| 800056740000  | 793823-00-4 | Piston ring set  | Renault / Nissan 4 Cyl.                            | 69,00 mm  |
| 800056810000  | 791270-00-1 | Piston ring set  | Mercedes Benz 1 Cyl.                               | 128,00 mm |
| 800057140000  | 793854-00-4 | Piston ring set  | Renault / Opel / Nissan / Vauxhall 4 Cyl.          | 84,00 mm  |
| 800057310000  | 791569-00-2 | Piston ring set  | KHD 2 Cyl.   | 101,00 mm |
| 800057710000  | 794207-00-4 | Piston ring set  | Skoda 4 Cyl.                                       | 75,50 mm  |
| 800057740000  | 794207-00-4 | Piston ring set  | Skoda 4 Cyl.                                       | 75,50 mm  |
| 800057810000  | 792007-00-4 | Piston ring set  | Fiat / Mitsubishi / Peugeot 4 Cyl.                 | 95,80 mm  |
| 800057910000  | 795152-00-1 | Piston ring set  | Volvo 1 Cyl.                                       | 83,00 mm  |
| 800058610000  | 795159-00-1 | Piston ring set  | Volvo 1 Cyl.                                       | 120,00 mm |
| 800058910000  | 791322-00-1 | Piston ring set  | DAF 1 Cyl.   | 118,00 mm |
| 800059210000  | 793751-00-4 | Piston ring set  | Peugeot / Citroen 4 Cyl.                           | 85,00 mm  |
| 800059510000  | 793222-00-1 | Piston ring set  | MWM 1 Cyl.   | 132,00 mm |
| 800070310000  | 792031-00-1 | Piston ring set  | Fiat 1 Cyl.  | 125,00 mm |
| 800070410000  | 792034-00-1 | Piston ring set  | Iveco 1 Cyl.                                       | 135,00 mm |
| 800070510000  | 795080-00-4 | Piston ring set  | VW / Audi 4 Cyl.                                   | 81,00 mm  |
| 800070540000  | 795080-00-4 | Piston ring set  | VW / Audi 4 Cyl.                                   | 81,00 mm  |
| 800070710000  | 792008-00-4 | Piston ring set  | Fiat 4 Cyl.  | 88,00 mm  |
| 800070910000  | 793547-00-1 | Piston ring set  | Opel 1 Cyl.  | 72,50 mm  |
| 800071210000  | 791531-00-1 | Piston ring set  | KHD / RVI / Volvo 1 Cyl.                           | 108,00 mm |
| 800071520000  | 792068-00-4 | Piston ring set  | Citroen / Fiat / Ford / Jaguar / Peugeot 4 Cyl.    | 86,00 mm  |
| 800071540000  | 792068-00-4 | Piston ring set  | Citroen / Fiat / Ford / Jaguar / Peugeot 4 Cyl.    | 86,00 mm  |
| 800071610000  | 793147-00-1 | Piston ring set  | MAN 1 Cyl.   | 120,00 mm |
| 800071710000  | 793145-00-1 | Piston ring set  | MAN 1 Cyl.   | 128,00 mm |
| 800072010000  | 793559-00-4 | Piston ring set  | Opel / Vauxhall 4 Cyl.                             | 79,00 mm  |

**VERGLEICHSNUMMERN  
CROSS-REFERENCE  
KS - SM**

| KS cross ref. | SM Ref.:    | Product Category             | Manufacturer Type                                  | Bore dia. |
|---------------|-------------|------------------------------|--|-----------|
| 800072210000  | 791285-00-1 | Piston ring set              | Mercedes Benz 1 Cyl.                               | 130,00 mm |
| 800072710000  | 795098-00-4 | Piston ring set              | Audi / Volkswagen 4 Cyl.                           | 81,00 mm  |
| 800072810000  | 793141-00-1 | Piston ring set              | MAN 1 Cyl.   | 126,00 mm |
| 800073410000  | 791275-00-1 | Piston ring set              | Mercedes Benz 1 Cyl.                               | 88,00 mm  |
| 800073810000  | 795057-00-2 | Piston ring set              | Audi / Seat / Skoda / Volkswagen 2 Cyl.            | 82,50 mm  |
| 800073810025  | 795057-25-2 | Piston ring set              | Audi / Seat / Skoda / Volkswagen 2 Cyl.            | 82,75 mm  |
| 800073810050  | 795057-50-2 | Piston ring set              | Audi / Seat / Skoda / Volkswagen 2 Cyl.            | 83,00 mm  |
| 800074510000  | 791143-00-4 | Piston ring set              | Citroen/Nissan/Opel/Peugeot/Renault/Vauxhall 4 Cyl | 82,70 mm  |
| 800074610000  | 791277-00-4 | Piston ring set              | Mercedes Benz 4 Cyl.                               | 83,00 mm  |
| 800074810000  | 793804-00-4 | Piston ring set              | Nissan / Opel / Renault / Vauxhall 4 Cyl.          | 85,00 mm  |
| 800075110000  | 793133-00-2 | Piston ring set              | MAN 2 Cyl.   | 108,00 mm |
| 800075710000  | 795161-00-1 | Piston ring set              | RVI / Volvo 1 Cyl.                                 | 131,00 mm |
| 800077510000  | 795059-00-4 | Piston ring set              | Audi / Seat / Skoda / Volkswagen 4 Cyl.            | 82,50 mm  |
| 800077510050  | 795059-50-4 | Piston ring set              | Audi / Seat / Skoda / Volkswagen 4 Cyl.            | 83,00 mm  |
| 800077610000  | 791527-00-1 | Piston ring set              | KHD 1 Cyl.   | 94,00 mm  |
| 800077810000  | 792037-00-1 | Piston ring set              | Fiat-Iveco 1 Cyl                                   | 135,00 mm |
| 800077910000  | 792019-00-1 | Piston ring set              | Fiat 1 Cyl.  | 125,00 mm |
| 800078610000  | 793639-00-2 | Piston ring set              | Perkins 2 Cyl.                                     | 100,00 mm |
| 800079010000  | 795003-00-4 | Piston ring set              | VW 4 Cyl.  | 76,50 mm  |
| 800079010050  | 795003-50-4 | Piston ring set              | VW 4 Cyl.  | 77,00 mm  |
| 800079310000  | 793128-00-1 | Piston ring set              | MAN 1 Cyl.   | 120,00 mm |
| 800101710000  | 791316-00-1 | Piston ring set              | DAF 1 Cyl.   | 130,00 mm |
| 800108310000  | 793928-00-1 | Piston ring set              | Scania 1 Cyl.                                      | 130,00 mm |
| 80010881000   | 791278-00-1 | Piston ring set              | Mercedes Benz 1 Cyl.                               | 132,00 mm |
| 800108910000  | 790419-00-1 | Piston ring set              | RVI / Volvo 1 Cyl.                                 | 123,00 mm |
| 800110110000  | 790756-00-4 | Piston ring set              | BMW 4 Cyl.   | 84,00 mm  |
| 800110410000  | 799191-00-4 | Piston ring set              | Nissan 4 Cyl.                                      | 89,00 mm  |
| 800110510000  | 793771-00-4 | Piston ring set              | Peugeot / Fiat / Citroen 4 Cyl.                    | 85,00 mm  |
| 800111610000  | 795021-00-4 | Piston ring set              | Audi / Seat / Skoda / Volkswagen 4 Cyl.            | 81,00 mm  |
| 800114111000  | 795012-00-4 | Piston ring set              | Audi / Seat / Skoda / VW 4 Cyl.                    | 71,00 mm  |
| 800114210000  | 791284-00-4 | Piston ring set              | Mercedes Benz 4 Cyl.                               | 83,00 mm  |
| 800116010000  | 793822-00-4 | Piston ring set              | Fiat/Mercedes/Nissan/Opel/Renault/Vauxhall 4 Cyl.  | 80,00 mm  |
| 800117110000  | 792610-00-1 | Piston ring set              | Hyundai / Kia 1 Cyl.                               | 83,00 mm  |
| 80057110000   | 793854-00-4 | Piston ring set              | Renault / Opel / Nissan / Vauxhall 4 Cyl.          | 84,00 mm  |
| 88031110      | 953821-1    | Cylinder liner               | RVI  | 135,00 mm |
| 88034110      | 953815-1    | Cylinder liner               | RVI  | 120,00 mm |
| 88100110      | 951518-4    | Cylinder liner               | KHD  | 95,00 mm  |
| 88319190      | 952002-4    | Cylinder liner               | Fiat   | 93,00 mm  |
| 88355190      | 953604-1    | Cylinder liner               | Perkins  | 98,48 mm  |
| 88356110      | 953603-1    | Cylinder liner               | Perkins  | 98,48 mm  |
| 88363190      | 953606-1    | Cylinder liner               | Perkins  | 91,48 mm  |
| 88414110      | 953905-1    | Cylinder liner               | Scania   | 127,00 mm |
| 88414110      | 953905-2    | Cylinder liner with seal set | Scania   | 127,00 mm |
| 88476110      | 955112-1    | Cylinder liner               | Volvo  | 120,65 mm |
| 88492110      | 952701-4    | Cylinder liner               | IHC  | 88,90 mm  |
| 88510110      | 953708-1    | Cylinder liner               | Peugeot  | 90,00 mm  |
| 88524110      | 953715-4    | Cylinder liner               | Peugeot  | 88,00 mm  |
| 88526190      | 951025-4    | Cylinder liner               | Mercedes Benz                                      | 87,00 mm  |
| 88530190      | 951063-4    | Cylinder liner               | Mercedes Benz                                      | 75,00 mm  |
| 88547110      | 951301-1    | Cylinder liner               | DAF  | 104,17 mm |
| 88553110      | 955601-1    | Cylinder liner               | UTB  | 108,00 mm |
| 88562110      | 951507-1    | Cylinder liner               | KHD (145)  | 120,00 mm |
| 88568110      | 953912-1    | Cylinder liner               | Scania   | 127,00 mm |
| 88588190      | 951026-4    | Cylinder liner               | Mercedes Benz                                      | 87,00 mm  |
| 88600110      | 952068-1    | Cylinder liner               | Fiat / Iveco                                       | 137,00 mm |
| 88602110      | 955144-1    | Cylinder liner               | Volvo  | 105,57 mm |
| 88602110      | 955144-2    | Cylinder liner with seal set | Volvo  | 105,57 mm |
| 88605110      | 954008-1    | Cylinder liner               | RVI  | 98,00 mm  |
| 88624110      | 951302-1    | Cylinder liner               | DAF  | 118,00 mm |
| 88631190      | 952003-1    | Cylinder liner               | Fiat   | 100,00 mm |
| 88635190      | 953301-1    | Cylinder liner               | MWM  | 105,00 mm |
| 88640110      | 951303-1    | Cylinder liner               | DAF  | 130,00 mm |
| 88681190      | 951061-4    | Cylinder liner               | Mercedes Benz                                      | 90,90 mm  |

**VERGLEICHSNUMMERN  
CROSS-REFERENCE  
KS - SM**

| KS cross ref. | SM Ref.:    | Product Category             | Manufacturer Type                         | Bore dia. |
|---------------|-------------|------------------------------|---|-----------|
| 88684110      | 951503-1    | Cylinder liner               | KHD                                       | 102,00 mm |
| 88827110      | 952067-1    | Cylinder liner               | Fiat / Iveco                              | 110,00 mm |
| 88853110      | 953101-1    | Cylinder liner               | MAN                                       | 121,00 mm |
| 88865110      | 953138-1    | Cylinder liner               | MAN / RVI                                 | 108,00 mm |
| 88868110      | 955105-1    | Cylinder liner               | Volvo                                     | 104,77 mm |
| 88868110      | 955105-2    | Cylinder liner with seal set | Volvo                                     | 104,77 mm |
| 88869190      | 951035-1    | Cylinder liner               | Mercedes Benz                             | 128,00 mm |
| 88871110      | 953123-1    | Cylinder liner               | MAN                                       | 123,00 mm |
| 88891150      | 952702-1    | Cylinder liner               | IHC                                       | 98,425 mm |
| 88892150      | 952703-1    | Cylinder liner               | IHC                                       | 98,425 mm |
| 89002190      | 952121-1    | Cylinder liner               | Ford / Fordson / New Holland              | 111,76 mm |
| 89005110      | 951502-1    | Cylinder liner               | KHD                                       | 100,00 mm |
| 89016110      | 955102-1    | Cylinder liner               | Volvo                                     | 98,43 mm  |
| 89016110      | 955102-2    | Cylinder liner with seal set | Volvo                                     | 98,43 mm  |
| 89022190      | 953602-1    | Cylinder liner               | Perkins                                   | 101,05 mm |
| 89030110      | 951505-1    | Cylinder liner               | KHD (150)                                 | 125,00 mm |
| 89033190      | 953703-4    | Cylinder liner               | Peugeot                                   | 94,00 mm  |
| 89048190      | 953511-4    | Cylinder liner               | Opel                                      | 92,00 mm  |
| 89049190      | 955070-4    | Cylinder liner               | Volkswagen                                | 76,51 mm  |
| 89054110      | 953129-2    | Cylinder liner with seal set | MAN                                       | 125,00 mm |
| 89054110      | 953129-1    | Cylinder liner               | MAN                                       | 125,00 mm |
| 89056110      | 953125-2    | Cylinder liner with seal set | MAN                                       | 125,00 mm |
| 89056110      | 953125-1    | Cylinder liner               | MAN                                       | 125,00 mm |
| 89069190      | 951067-10-1 | Cylinder Liner               | Mercedes Benz                             | 97,00 mm  |
| 89073190      | 953710-4    | Cylinder liner               | Citroen / Fiat / Iveco / Peugeot / Talbot | 93,00 mm  |
| 89077110      | 953819-1    | Cylinder liner               | RVI                                       | 120,00 mm |
| 89077110      | 953819-2    | Cylinder liner with seal set | RVI                                       | 120,00 mm |
| 89078110      | 954010-1    | Cylinder liner               | RVI                                       | 120,00 mm |
| 89078110      | 954010-2    | Cylinder liner with seal set | RVI                                       | 120,00 mm |
| 89084110      | 955113-1    | Cylinder liner               | Volvo                                     | 130,18 mm |
| 89085110      | 953811-1    | Cylinder liner               | RVI                                       | 135,00 mm |
| 89087110      | 955116-1    | Cylinder liner               | Volvo                                     | 120,64 mm |
| 89087110      | 955116-2    | Cylinder liner with seal set | Volvo                                     | 120,64 mm |
| 89088110      | 953901-1    | Cylinder liner               | Scania                                    | 115,00 mm |
| 89088110      | 953901-2    | Cylinder liner with seal set | Scania                                    | 115,00 mm |
| 89092110      | 953136-1    | Cylinder liner               | MAN                                       | 128,00 mm |
| 89161190      | 953510-4    | Cylinder liner               | Opel                                      | 80,00 mm  |
| 89163190      | 955010-4    | Cylinder liner               | Volkswagen                                | 76,51 mm  |
| 89177190      | 951067-1    | Cylinder Liner               | Mercedes Benz                             | 97,00 mm  |
| 89178190      | 951030-1    | Cylinder liner               | Mercedes Benz                             | 97,00 mm  |
| 89180110      | 951046-1    | Cylinder liner               | Mercedes Benz                             | 128,00 mm |
| 89180110      | 951046-2    | Cylinder liner with seal set | Mercedes Benz                             | 128,00 mm |
| 89181110      | 951043-1    | Cylinder liner               | Mercedes Benz                             | 125,00 mm |
| 89181110      | 951043-2    | Cylinder liner with seal set | Mercedes Benz                             | 125,00 mm |
| 89183190      | 952001-1    | Cylinder liner               | Fiat                                      | 93,00 mm  |
| 89184190      | 953702-4    | Cylinder liner               | Citroen / Peugeot                         | 83,00 mm  |
| 89186110      | 953130-1    | Cylinder liner               | MAN                                       | 128,00 mm |
| 89186110      | 953130-2    | Cylinder liner with seal set | MAN                                       | 128,00 mm |
| 89192110      | 951056-1    | Cylinder liner               | Mercedes Benz                             | 125,00 mm |
| 89192110      | 951056-2    | Cylinder liner with seal set | Mercedes Benz                             | 125,00 mm |
| 89193190      | 951040-4    | Cylinder liner               | Mercedes Benz                             | 87,00 mm  |
| 89194110      | 953712-4    | Cylinder liner               | Peugeot                                   | 72,00 mm  |
| 89196110      | 951038-1    | Cylinder liner               | Mercedes Benz / MAN                       | 90,00 mm  |
| 89301110      | 953717-4    | Cylinder liner               | Peugeot                                   | 83,00 mm  |
| 89303110      | 950912-1    | Cylinder liner               | Caterpillar                               | 120,65 mm |
| 89307110      | 950916-1    | Cylinder liner               | Caterpillar                               | 146,05 mm |
| 89309110      | 953809-4    | Cylinder liner               | Renault                                   | 86,00 mm  |
| 89316190      | 953701-4    | Cylinder liner               | Peugeot                                   | 80,00 mm  |
| 89318190      | 953804-4    | Cylinder liner               | Renault                                   | 78,00 mm  |
| 89326190      | 952004-1    | Cylinder liner               | Fiat                                      | 104,00 mm |
| 89328110      | 955121-1    | Cylinder liner               | Volvo                                     | 130,18 mm |
| 89328110      | 955121-2    | Cylinder liner with seal set | Volvo                                     | 130,18 mm |
| 89335110      | 953302-1    | Cylinder liner               | MWM / Fendt                               | 105,00 mm |

**VERGLEICHSNUMMERN  
CROSS-REFERENCE  
KS - SM**

| KS cross ref. | SM Ref.: | Product Category             | Manufacturer Type              | Bore dia. |
|---------------|----------|------------------------------|--------------------------------|-----------|
| 89335110      | 953302-2 | Cylinder liner with seal set | MWM / Fendt                    | 105,00 mm |
| 89342190      | 951022-4 | Cylinder liner               | Mercedes Benz                  | 89,00 mm  |
| 89352110      | 955103-1 | Cylinder liner               | Volvo                          | 98,43 mm  |
| 89352110      | 955103-2 | Cylinder liner with seal set | Volvo                          | 98,43 mm  |
| 89367110      | 953910-1 | Cylinder liner               | Scania                         | 127,00 mm |
| 89370110      | 955104-1 | Cylinder liner               | Volvo                          | 104,77 mm |
| 89380110      | 951045-1 | Cylinder liner               | Mercedes Benz                  | 125,00 mm |
| 89380110      | 951045-2 | Cylinder liner with seal set | Mercedes Benz                  | 125,00 mm |
| 89384110      | 951506-1 | Cylinder liner               | KHD (154)                      | 125,00 mm |
| 89385110      | 953903-1 | Cylinder liner               | Scania                         | 115,00 mm |
| 89385110      | 953903-2 | Cylinder liner with seal set | Scania                         | 115,00 mm |
| 89387110      | 955501-1 | Cylinder liner               | Steyr / Sinotruk / Weichai     | 126,00 mm |
| 89389110      | 951044-1 | Cylinder liner               | Mercedes Benz                  | 128,00 mm |
| 89389110      | 951044-2 | Cylinder liner with seal set | Mercedes Benz                  | 128,00 mm |
| 89390110      | 951092-1 | Cylinder liner               | Mercedes Benz                  | 128,00 mm |
| 89390110      | 951092-2 | Cylinder liner with seal set | Mercedes Benz                  | 128,00 mm |
| 89396110      | 951062-1 | Cylinder liner               | Mercedes Benz                  | 130,00 mm |
| 89396110      | 951062-2 | Cylinder liner with seal set | Mercedes Benz                  | 130,00 mm |
| 89399110      | 955114-1 | Cylinder liner               | Volvo                          | 130,18 mm |
| 89409110      | 951553-1 | Cylinder liner               | KHD                            | 108,00 mm |
| 89409110      | 951553-2 | Cylinder liner with seal set | KHD                            | 108,00 mm |
| 89411110      | 953913-1 | Cylinder liner               | Scania                         | 127,00 mm |
| 89411110      | 953913-2 | Cylinder liner with seal set | Scania                         | 127,00 mm |
| 89420110      | 953810-1 | Cylinder liner               | RVI                            | 120,00 mm |
| 89423110      | 951511-1 | Cylinder liner               | KHD                            | 91,00 mm  |
| 89427110      | 955110-1 | Cylinder liner               | Volvo                          | 120,65 mm |
| 89427110      | 955110-2 | Cylinder liner with seal set | Volvo                          | 120,65 mm |
| 89429190      | 951070-4 | Cylinder liner               | Mercedes Benz                  | 89,00 mm  |
| 89431110      | 955118-1 | Cylinder liner               | Volvo                          | 120,65 mm |
| 89432190      | 953509-4 | Cylinder liner               | Opel                           | 82,50 mm  |
| 89433190      | 951033-1 | Cylinder liner               | Mercedes Benz                  | 128,00 mm |
| 89434190      | 955008-4 | Cylinder liner               | Volkswagen                     | 79,51 mm  |
| 89439110      | 953914-1 | Cylinder liner               | Scania                         | 127,00 mm |
| 89440110      | 951037-1 | Cylinder liner               | Mercedes Benz / MAN            | 90,00 mm  |
| 89441110      | 954009-1 | Cylinder liner               | RVI                            | 102,00 mm |
| 89443110      | 951560-1 | Cylinder liner               | KHD                            | 132,00 mm |
| 89447110      | 951512-1 | Cylinder liner               | KHD                            | 94,00 mm  |
| 89448110      | 953846-4 | Cylinder liner               | Renault                        | 75,80 mm  |
| 89451110      | 953812-1 | Cylinder liner               | RVI                            | 135,00 mm |
| 89452110      | 951036-1 | Cylinder liner               | Mercedes Benz / MAN            | 100,00 mm |
| 89456190      | 951071-4 | Cylinder liner               | Mercedes Benz                  | 89,00 mm  |
| 89460110      | 955133-1 | Cylinder liner               | Volvo                          | 131,00 mm |
| 89464110      | 954012-1 | Cylinder liner               | RVI                            | 102,00 mm |
| 89464110      | 954012-1 | Cylinder liner               | RVI                            | 102,00 mm |
| 89465110      | 953111-1 | Cylinder liner               | MAN                            | 121,00 mm |
| 89470110      | 953137-1 | Cylinder liner               | MAN                            | 108,00 mm |
| 89473110      | 951093-1 | Cylinder liner               | Mercedes Benz                  | 130,00 mm |
| 89494110      | 951509-1 | Cylinder liner               | KHD                            | 102,00 mm |
| 89495110      | 951508-1 | Cylinder liner               | KHD                            | 100,00 mm |
| 89496110      | 951504-1 | Cylinder liner               | KHD                            | 102,00 mm |
| 89497110      | 953915-1 | Cylinder liner               | Scania                         | 127,00 mm |
| 89497110      | 953915-2 | Cylinder liner with seal set | Scania                         | 127,00 mm |
| 89501110      | 951305-1 | Cylinder liner               | DAF                            | 118,00 mm |
| 89513190      | 951096-1 | Cylinder liner               | Mercedes Benz                  | 102,00 mm |
| 89527190      | 953612-1 | Cylinder liner               | Perkins                        | 100,00 mm |
| 89529110      | 951090-1 | Cylinder liner               | Kompressor MAN / Mercedes Benz | 100,00 mm |
| 89530110      | 951094-1 | Cylinder Liner               | Mercedes Benz                  | 130,00 mm |
| 89540110      | 953907-1 | Cylinder liner               | Scania                         | 127,00 mm |
| 89540110      | 953907-2 | Cylinder liner with seal set | Scania                         | 127,00 mm |
| 89541110      | 953916-1 | Cylinder liner               | Scania                         | 127,00 mm |
| 89541110      | 953916-2 | Cylinder liner with seal set | Scania                         | 127,00 mm |
| 89561110      | 955109-1 | Cylinder liner               | Volvo                          | 104,77 mm |
| 89561110      | 955109-2 | Cylinder liner with seal set | Volvo                          | 104,77 mm |

**VERGLEICHSNUMMERN  
CROSS-REFERENCE  
KS - SM**

| KS cross ref. | SM Ref.:    | Product Category             | Manufacturer Type                | Bore dia. |
|---------------|-------------|------------------------------|----------------------------------|-----------|
| 89563110      | 951064-1    | Cylinder liner               | Mercedes Benz                    | 128,00 mm |
| 89563110      | 951064-2    | Cylinder liner with seal set | Mercedes Benz                    | 128,00 mm |
| 89564110      | 955135-1    | Cylinder liner               | Volvo                            | 104,77 mm |
| 89564110      | 955135-2    | Cylinder liner with seal set | Volvo                            | 104,77 mm |
| 89568110      | 953814-1    | Cylinder liner               | RVI                              | 120,00 mm |
| 89570110      | 955111-1    | Cylinder Liner               | Volvo                            | 104,77 mm |
| 89570110      | 955111-2    | Cylinder liner with seal set | Volvo                            | 104,77 mm |
| 89584110      | 953705-4    | Cylinder liner               | Peugeot / Citroen                | 75,00 mm  |
| 89585110      | 955132-1    | Cylinder liner               | Volvo                            | 104,77 mm |
| 89585110      | 955132-2    | Cylinder liner with seal set | Volvo                            | 104,77 mm |
| 89588110      | 953817-1    | Cylinder liner               | RVI                              | 123,00 mm |
| 89592190      | 953707-4    | Cylinder liner               | Citroen / Fiat / Iveco / Peugeot | 82,20 mm  |
| 89593110      | 955134-1    | Cylinder liner               | Volvo                            | 131,00 mm |
| 89594110      | 951095-1    | Cylinder liner               | Mercedes Benz                    | 130,00 mm |
| 89595110      | 953132-1    | Cylinder liner               | MAN                              | 128,00 mm |
| 89595110      | 953132-2    | Cylinder liner with seal set | MAN                              | 128,00 mm |
| 89735110      | 950801-1    | Cylinder liner               | Cummins                          | 114,00 mm |
| 89816110      | 953147-1    | Cylinder liner               | MAN                              | 120,00 mm |
| 89816110      | 953147-2    | Cylinder liner with seal set | MAN                              | 120,00 mm |
| 89831110      | 952008-1    | Cylinder liner               | Fiat / Iveco                     | 135,00 mm |
| 89832110      | 952009-1    | Cylinder liner               | Fiat / Iveco                     | 115,00 mm |
| 89833110      | 950832-1    | Cylinder liner               | Cummins                          | 139,70 mm |
| 89834110      | 952010-1    | Cylinder liner               | Fiat / Iveco                     | 125,00 mm |
| 89844110      | 953911-1    | Cylinder liner               | Scania                           | 115,00 mm |
| 89846110      | 951097-1    | Cylinder liner               | Mercedes Benz                    | 130,00 mm |
| 89856111      | 953103-1    | Cylinder liner               | MAN / Neoplan                    | 126,00 mm |
| 89856111      | 953103-2    | Cylinder liner with seal set | MAN / Neoplan                    | 126,00 mm |
| 89862110      | 955142-1    | Cylinder liner               | Deutz / RVI / Volvo              | 108,00 mm |
| 89866190      | 951059-4    | Cylinder liner               | Mercedes Benz                    | 88,00 mm  |
| 89867110      | 951098-1    | Cylinder liner               | Mercedes-Benz                    | 128,00 mm |
| 89878110      | 951094-1    | Cylinder Liner               | Mercedes Benz                    | 130,00 mm |
| 89879110      | 951095-1    | Cylinder liner               | Mercedes Benz                    | 130,00 mm |
| 89881110      | 953906-1    | Cylinder liner               | Scania                           | 127,00 mm |
| 89886110      | 955162-1    | Cylinder liner               | Volvo / Renault                  | 131,00 mm |
| 89900110      | 952008-1    | Cylinder liner               | Fiat / Iveco                     | 135,00 mm |
| 89916110      | 951001-1    | Cylinder liner               | Mercedes Benz                    | 132,00 mm |
| 90004620      | 805085-50-1 | Piston                       | Volkswagen / Audi                | 83,01 mm  |
| 90016600      | 801042-00-1 | Piston                       | Mercedes Benz                    | 87,00 mm  |
| 90016620      | 801042-50-1 | Piston                       | Mercedes Benz                    | 87,50 mm  |
| 90048600      | 803140-00-1 | Piston                       | MAN                              | 108,00 mm |
| 90081600      | 805120-00-1 | Piston                       | Volvo                            | 130,18 mm |
| 90093600      | 803302-00-1 | Piston                       | MWM                              | 105,00 mm |
| 90093960      | 813302-2    | Assembly                     | MWM                              | 105,00 mm |
| 90095600      | 802503-00-1 | Piston                       | Hatz                             | 102,00 mm |
| 90158700      | 802015-00-1 | Piston                       | Fiat                             | 104,00 mm |
| 90220602      | 801048-00-1 | Piston                       | Mercedes Benz                    | 128,00 mm |
| 90220960      | 811086-2    | Assembly                     | Mercedes Benz                    | 128,00 mm |
| 90220962      | 811048-2    | Assembly                     | Mercedes Benz                    | 128,00 mm |
| 90221600      | 803903-00-1 | Piston                       | Scania                           | 115,00 mm |
| 90221962      | 813903-2    | Assembly                     | Scania                           | 115,00 mm |
| 90224600      | 803902-00-1 | Piston                       | Scania                           | 115,00 mm |
| 90224961      | 813902-2    | Assembly                     | Scania                           | 115,00 mm |
| 90257960      | 815130-2    | Assembly                     | Volvo                            | 130,18 mm |
| 90274750      | 801032-50-1 | Piston                       | Mercedes Benz                    | 98,50 mm  |
| 90274800      | 801031-00-1 | Piston                       | Mercedes Benz                    | 97,00 mm  |
| 90274830      | 801031-50-1 | Piston                       | Mercedes Benz                    | 97,50 mm  |
| 90274840      | 801032-00-1 | Piston                       | Mercedes Benz                    | 98,00 mm  |
| 90278600      | 801063-00-1 | Piston                       | Mercedes Benz                    | 75,00 mm  |
| 90334600      | 803130-00-1 | Piston                       | MAN                              | 128,00 mm |
| 90334960      | 813130-2    | Assembly                     | MAN                              | 128,00 mm |
| 90354600      | 803701-00-1 | Piston                       | Peugeot                          | 80,00 mm  |
| 90358960      | 811518-4    | Assembly                     | KHD                              | 95,00 mm  |
| 90436600      | 803809-00-1 | Piston                       | Renault                          | 86,00 mm  |

**VERGLEICHSNUMMERN  
CROSS-REFERENCE  
KS - SM**

| KS cross ref. | SM Ref.:    | Product Category | Manufacturer Type   | Bore dia. |
|---------------|-------------|------------------|---------------------|-----------|
| 90436960      | 813809-1    | Assembly         | Renault             | 86,00 mm  |
| 90451700      | 802001-00-1 | Piston           | Fiat / Zastava      | 65,00 mm  |
| 90451720      | 802001-40-1 | Piston           | Fiat / Zastava      | 65,40 mm  |
| 90451720      | 802001-40-1 | Piston           | Fiat / Zastava      | 65,40 mm  |
| 90451730      | 802001-60-1 | Piston           | Fiat / Zastava      | 65,60 mm  |
| 90468800      | 803806-00-1 | Piston           | Renault             | 78,00 mm  |
| 90468820      | 803806-50-1 | Piston           | Renault             | 78,50 mm  |
| 90555605      | 803511-00-1 | Piston           | Opel                | 79,00 mm  |
| 90578600      | 803138-00-1 | Piston           | MAN                 | 128,00 mm |
| 90578960      | 813139-2    | Assembly         | MAN                 | 128,00 mm |
| 90583600      | 803134-00-1 | Piston           | MAN                 | 128,00 mm |
| 90583960      | 813134-2    | Assembly         | MAN                 | 128,00 mm |
| 90593600      | 801092-00-1 | Piston           | Mercedes Benz       | 128,00 mm |
| 90593962      | 811092-2    | Assembly         | Mercedes Benz       | 128,00 mm |
| 90613600      | 802037-00-1 | Piston           | Fiat                | 82,60 mm  |
| 90614600      | 801062-00-1 | Piston           | Mercedes Benz       | 130,00 mm |
| 90614960      | 811062-2    | Assembly         | Mercedes Benz       | 130,00 mm |
| 90654600      | 802049-00-1 | Piston           | Fiat / IVECO        | 103,00 mm |
| 90669600      | 801503-00-1 | Piston           | KHD                 | 102,00 mm |
| 90669610      | 801503-50-1 | Piston           | KHD                 | 102,50 mm |
| 90669960      | 811503-1    | Assembly         | KHD                 | 102,00 mm |
| 90669963      | 811510-1    | Assembly         | KHD                 | 102,00 mm |
| 90681600      | 802012-00-1 | Piston           | Fiat                | 93,00 mm  |
| 90694600      | 802047-00-1 | Piston           | Fiat / IVECO        | 137,00 mm |
| 90712600      | 803914-00-1 | Piston           | Scania              | 127,00 mm |
| 90712960      | 813916-2    | Assembly         | Scania              | 127,00 mm |
| 90712961      | 813915-2    | Assembly         | Scania              | 127,00 mm |
| 907326        | 805076-50-1 | Piston           | Volkswagen          | 77,01 mm  |
| 907326        | 805076-10-1 | Piston           | Volkswagen          | 77,51 mm  |
| 90732600      | 805076-00-1 | Piston           | Volkswagen          | 76,51 mm  |
| 90732610      | 805077-50-1 | Piston           | Volkswagen          | 77,01 mm  |
| 90732620      | 805077-10-1 | Piston           | Volkswagen          | 77,51 mm  |
| 90737600      | 803913-00-1 | Piston           | Scania              | 127,00 mm |
| 90737961      | 813913-2    | Assembly         | Scania              | 127,00 mm |
| 90738600      | 803904-00-1 | Piston           | Scania              | 115,00 mm |
| 90738700      | 803904-00-1 | Piston           | Scania              | 115,00 mm |
| 90738960      | 813905-2    | Assembly         | Scania              | 115,00 mm |
| 90738971      | 813908-2    | Assembly         | Scania              | 115,00 mm |
| 90741600      | 805104-00-1 | Piston           | Volvo               | 104,77 mm |
| 90741961      | 815104-2    | Assembly         | Volvo               | 104,77 mm |
| 90747600      | 803819-00-1 | Piston           | RVI                 | 120,00 mm |
| 90747960      | 813819-2    | Assembly         | RVI                 | 120,00 mm |
| 90759600      | 803910-00-1 | Piston           | Scania              | 127,00 mm |
| 90759961      | 813910-2    | Assembly         | Scania              | 127,00 mm |
| 90769600      | 802703-00-1 | Piston           | IHC                 | 98,425 mm |
| 90769960      | 812703-2    | Assembly         | IHC                 | 98,425 mm |
| 90843600      | 801037-00-1 | Piston           | Mercedes Benz       | 90,00 mm  |
| 90843960      | 811038-1    | Assembly         | Mercedes Benz / MAN | 90,00 mm  |
| 90843961      | 811037-1    | Assembly         | Mercedes Benz / MAN | 90,00 mm  |
| 90843962      | 811037-1    | Assembly         | Mercedes Benz / MAN | 90,00 mm  |
| 90858600      | 803509-00-1 | Piston           | Opel / Vauxhall     | 82,50 mm  |
| 90858610      | 803509-50-1 | Piston           | Opel / Vauxhall     | 83,00 mm  |
| 90924600      | 805114-00-1 | Piston           | Volvo               | 130,18 mm |
| 90924960      | 815114-1    | Assembly         | Volvo               | 130,18 mm |
| 90924960      | 815114-2    | Assembly         | Volvo               | 130,18 mm |
| 90946600      | 803917-00-1 | Piston           | Scania              | 127,00 mm |
| 90946960      | 813917-2    | Assembly         | Scania              | 127,00 mm |
| 90947700      | 800412-00-1 | Piston           | RVI                 | 135,03 mm |
| 90947971      | 813814-1    | Assembly         | RVI                 | 135,00 mm |
| 91118600      | 803611-00-1 | Piston           | Perkins             | 98,48 mm  |
| 91130600      | 803606-00-1 | Piston           | Perkins             | 91,48 mm  |
| 91130700      | 803606-00-1 | Piston           | Perkins             | 91,48 mm  |
| 91229600      | 803905-00-1 | Piston           | Scania              | 127,00 mm |

**VERGLEICHSNUMMERN  
CROSS-REFERENCE  
KS - SM**

| KS cross ref. | SM Ref.:    | Product Category | Manufacturer Type          | Bore dia. |
|---------------|-------------|------------------|----------------------------|-----------|
| 91229960      | 813914-2    | Assembly         | Scania                     | 127,00 mm |
| 91237600      | 801094-00-1 | Piston           | Mercedes Benz              | 128,00 mm |
| 91237960      | 811094-2    | Assembly         | Mercedes Benz              | 128,00 mm |
| 91260600      | 801511-00-1 | Piston           | KHD                        | 91,00 mm  |
| 91260620      | 801511-50-1 | Piston           | KHD                        | 91,50 mm  |
| 91313600      | 803707-00-1 | Piston           | Peugeot                    | 92,00 mm  |
| 91313610      | 803707-50-1 | Piston           | Peugeot                    | 92,50 mm  |
| 91313700      | 803707-00-1 | Piston           | Peugeot                    | 92,00 mm  |
| 91353600      | 805105-00-1 | Piston           | Volvo                      | 104,77 mm |
| 91353960      | 815105-2    | Assembly         | Volvo                      | 104,77 mm |
| 91359600      | 805112-00-1 | Piston           | Volvo                      | 120,65 mm |
| 91359960      | 815112-2    | Assembly         | Volvo                      | 120,65 mm |
| 91367600      | 805405-00-1 | Piston           | Westinghouse               | 75,00 mm  |
| 91372600      | 801070-00-1 | Piston           | Mercedes Benz / Ssang Yong | 89,00 mm  |
| 91372610      | 801070-70-1 | Piston           | Mercedes Benz / Ssang Yong | 89,70 mm  |
| 91372620      | 801070-50-1 | Piston           | Mercedes Benz / Ssang Yong | 89,50 mm  |
| 91386600      | 805009-00-1 | Piston           | Volkswagen                 | 79,51 mm  |
| 91386620      | 805009-50-1 | Piston           | Volkswagen                 | 80,01 mm  |
| 91386630      | 805009-10-1 | Piston           | Volkswagen                 | 80,51 mm  |
| 91395600      | 801501-00-1 | Piston           | KHD                        | 100,00 mm |
| 91395610      | 801501-50-1 | Piston           | KHD                        | 100,50 mm |
| 91395620      | 801501-10-1 | Piston           | KHD                        | 101,00 mm |
| 91395961      | 811501-1    | Assembly         | KHD                        | 100,00 mm |
| 91405600      | 803906-00-1 | Piston           | Scania                     | 127,00 mm |
| 91405960      | 813906-2    | Assembly         | Scania                     | 127,00 mm |
| 91415600      | 802701-00-1 | Piston           | IHC                        | 88,90 mm  |
| 91429600      | 805008-00-1 | Piston           | Volkswagen                 | 79,51 mm  |
| 91429620      | 805008-50-1 | Piston           | Volkswagen                 | 80,01 mm  |
| 91429630      | 805008-10-1 | Piston           | Volkswagen                 | 80,51 mm  |
| 91467960      | 811095-2    | Assembly         | Mercedes Benz              | 128,00 mm |
| 91513600      | 805085-00-1 | Piston           | Volkswagen / Audi          | 82,51 mm  |
| 91532600      | 805087-00-1 | Piston           | Volkswagen / Audi          | 82,51 mm  |
| 91532620      | 805087-50-1 | Piston           | Volkswagen / Audi          | 83,01 mm  |
| 91550600      | 801068-00-1 | Piston           | Mercedes Benz              | 97,50 mm  |
| 91571600      | 801301-00-1 | Piston           | DAF                        | 104,17 mm |
| 91571960      | 811301-1    | Assembly         | DAF                        | 104,17 mm |
| 91587600      | 802007-00-1 | Piston           | Fiat / Iveco / Zastava     | 80,00 mm  |
| 91587610      | 802007-20-1 | Piston           | Fiat / Iveco / Zastava     | 80,20 mm  |
| 91587620      | 802007-40-1 | Piston           | Fiat / Iveco / Zastava     | 80,40 mm  |
| 91587630      | 802007-60-1 | Piston           | Fiat / Iveco / Zastava     | 80,60 mm  |
| 91587640      | 802007-80-1 | Piston           | Fiat / Iveco / Zastava     | 80,80 mm  |
| 91620600      | 801096-00-1 | Piston           | Mercedes Benz              | 130,00 mm |
| 91620960      | 811096-2    | Assembly         | Mercedes Benz              | 130,00 mm |
| 91639600      | 803916-00-1 | Piston           | Scania                     | 127,00 mm |
| 91639960      | 813918-2    | Assembly         | Scania                     | 127,00 mm |
| 91663960      | 815601-2    | Assembly         | UTB                        | 108,00 mm |
| 91683700      | 803810-00-1 | Piston           | RVI                        | 120,00 mm |
| 91683971      | 813813-2    | Assembly         | RVI                        | 120,00 mm |
| 91780600      | 802103-00-1 | Piston           | Ford                       | 82,515 mm |
| 91780610      | 802103-50-1 | Piston           | Ford                       | 83,00 mm  |
| 91790600      | 802504-00-1 | Piston           | Hatz                       | 102,00 mm |
| 91855600      | 801036-00-1 | Piston           | Mercedes Benz              | 87,00 mm  |
| 91912610      | 801025-50-1 | Piston           | Mercedes Benz              | 89,50 mm  |
| 91912620      | 801025-10-1 | Piston           | Mercedes Benz              | 90,00 mm  |
| 92006600      | 803807-00-1 | Piston           | Renault                    | 80,00 mm  |
| 92006620      | 803807-50-1 | Piston           | Renault                    | 80,50 mm  |
| 92085600      | 803601-00-1 | Piston           | Perkins                    | 98,48 mm  |
| 92085960      | 813601-1    | Assembly         | Perkins                    | 98,48 mm  |
| 92144800      | 803604-00-1 | Piston           | Perkins                    | 101,05 mm |
| 92189610      | 802102-65-1 | Piston           | Ford                       | 94,32 mm  |
| 92228600      | 805022-00-1 | Piston           | Volkswagen                 | 75,01 mm  |
| 92228620      | 805022-50-1 | Piston           | Volkswagen                 | 75,51 mm  |
| 92237960      | 811504-1    | Assembly         | KHD                        | 102,00 mm |



**VERGLEICHSNUMMERN  
CROSS-REFERENCE  
KS - SM**

| KS cross ref. | SM Ref.:    | Product Category | Manufacturer Type | Bore dia. |
|---------------|-------------|------------------|-------------------|-----------|
| 92292600      | 802003-00-1 | Piston           | Fiat              | 80,50 mm  |
| 92306600      | 801044-00-1 | Piston           | Mercedes Benz     | 125,00 mm |
| 92306963      | 811044-2    | Assembly         | Mercedes Benz     | 125,00 mm |
| 92306965      | 811044-2    | Assembly         | Mercedes Benz     | 125,00 mm |
| 92317600      | 802006-00-1 | Piston           | Citroen / Fiat    | 86,40 mm  |
| 92317700      | 802006-00-1 | Piston           | Citroen / Fiat    | 86,40 mm  |
| 92334800      | 801509-00-1 | Piston           | KHD               | 120,00 mm |
| 92334980      | 811570-1    | Assembly         | KHD               | 120,00 mm |
| 92336960      | 813126-2    | Assembly         | MAN               | 125,00 mm |
| 92396600      | 802105-00-1 | Piston           | Ford              | 73,975 mm |
| 92396610      | 802105-50-1 | Piston           | Ford              | 74,505 mm |
| 92488600      | 802067-00-1 | Piston           | Fiat / Iveco      | 110,00 mm |
| 92499700      | 804009-00-1 | Piston           | RVI               | 102,00 mm |
| 92499960      | 814009-1    | Assembly         | RVI               | 102,00 mm |
| 92502600      | 803815-00-1 | Piston           | RVI               | 120,00 mm |
| 92502960      | 813815-1    | Assembly         | RVI               | 120,00 mm |
| 92525600      | 801069-00-1 | Piston           | Mercedes Benz     | 97,50 mm  |
| 92533600      | 805124-00-1 | Piston           | Volvo             | 130,18 mm |
| 92581600      | 801072-00-1 | Piston           | Mercedes Benz     | 97,00 mm  |
| 92581610      | 801072-50-1 | Piston           | Mercedes Benz     | 97,50 mm  |
| 92581620      | 801072-10-1 | Piston           | Mercedes Benz     | 98,00 mm  |
| 92582600      | 801049-00-1 | Piston           | Mercedes Benz     | 128,00 mm |
| 92582610      | 801049-50-1 | Piston           | Mercedes Benz     | 128,50 mm |
| 92582620      | 801049-10-1 | Piston           | Mercedes Benz     | 129,00 mm |
| 92598600      | 803704-00-1 | Piston           | Peugeot           | 94,00 mm  |
| 92598620      | 803704-40-1 | Piston           | Peugeot           | 94,40 mm  |
| 92598630      | 803704-10-1 | Piston           | Peugeot           | 95,00 mm  |
| 92598640      | 803704-60-1 | Piston           | Peugeot           | 94,60 mm  |
| 92628600      | 802014-00-1 | Piston           | Fiat              | 100,00 mm |
| 92658600      | 802505-00-1 | Piston           | Hatz              | 82,00 mm  |
| 92721960      | 813708-1    | Assembly         | Peugeot           | 90,00 mm  |
| 92767600      | 803123-00-1 | Piston           | MAN               | 123,00 mm |
| 92767960      | 813123-1    | Assembly         | MAN               | 123,00 mm |
| 92774600      | 803603-00-1 | Piston           | Perkins           | 98,48 mm  |
| 92774962      | 813603-1    | Assembly         | Perkins           | 98,48 mm  |
| 92791600      | 803715-00-1 | Piston           | Peugeot           | 88,00 mm  |
| 92791960      | 813715-1    | Assembly         | Peugeot           | 88,00 mm  |
| 92792610      | 801036-50-1 | Piston           | Mercedes Benz     | 87,50 mm  |
| 92792630      | 801036-10-1 | Piston           | Mercedes Benz     | 88,00 mm  |
| 92800600      | 801074-00-1 | Piston           | Mercedes Benz     | 91,00 mm  |
| 92800620      | 801027-50-1 | Piston           | Mercedes Benz     | 91,50 mm  |
| 92800630      | 801027-00-1 | Piston           | Mercedes Benz     | 90,90 mm  |
| 92800640      | 801027-70-1 | Piston           | Mercedes Benz     | 91,70 mm  |
| 92815600      | 801502-00-1 | Piston           | KHD               | 100,00 mm |
| 92815960      | 811502-1    | Assembly         | KHD               | 100,00 mm |
| 92824600      | 803127-00-1 | Piston           | MAN               | 125,00 mm |
| 92824960      | 813127-2    | Assembly         | MAN               | 125,00 mm |
| 92827600      | 805108-00-1 | Piston           | Volvo             | 104,77 mm |
| 92827960      | 815108-2    | Assembly         | Volvo             | 104,77 mm |
| 92863600      | 800411-00-1 | Piston           | RVI               | 135,00 mm |
| 928639600     | 810411-1    | Assembly         | RVI               | 135,00 mm |
| 92952600      | 802702-00-1 | Piston           | IHC               | 98,425 mm |
| 92952960      | 812702-2    | Assembly         | IHC               | 98,425 mm |
| 92985600      | 800720-00-1 | Piston           | BMW               | 80,00 mm  |
| 92986600      | 803121-00-1 | Piston           | MAN               | 121,00 mm |
| 92986960      | 813121-1    | Assembly         | MAN               | 121,00 mm |
| 93045600      | 803301-00-1 | Piston           | MWM               | 105,00 mm |
| 93052600      | 801304-00-1 | Piston           | DAF               | 130,00 mm |
| 93052960      | 811304-1    | Assembly         | DAF               | 130,00 mm |
| 93061600      | 803303-00-1 | Piston           | MWM               | 105,00 mm |
| 93085600      | 805070-00-1 | Piston           | Volkswagen        | 76,51 mm  |
| 93085610      | 805070-50-1 | Piston           | Volkswagen        | 77,01 mm  |
| 93085620      | 805070-10-1 | Piston           | Volkswagen        | 77,51 mm  |

**VERGLEICHSNUMMERN  
CROSS-REFERENCE  
KS - SM**

| KS cross ref. | SM Ref.:    | Product Category | Manufacturer Type | Bore dia. |
|---------------|-------------|------------------|-------------------|-----------|
| 93098600      | 805002-00-1 | Piston           | Volkswagen        | 76,51 mm  |
| 93152600      | 803901-00-1 | Piston           | Scania            | 115,00 mm |
| 93152961      | 813901-2    | Assembly         | Scania            | 115,00 mm |
| 93166600      | 805106-00-1 | Piston           | Volvo             | 104,77 mm |
| 93166960      | 815106-2    | Assembly         | Volvo             | 104,77 mm |
| 93173600      | 805144-00-1 | Piston           | Volvo             | 105,57 mm |
| 93173960      | 815144-2    | Assembly         | Volvo             | 105,57 mm |
| 93178600      | 800914-00-1 | Piston           | Caterpillar       | 120,65 mm |
| 93178961      | 810914-1    | Assembly         | Caterpillar       | 120,65 mm |
| 93224600      | 801507-00-1 | Piston           | KHD               | 125,00 mm |
| 93224960      | 811511-1    | Assembly         | KHD               | 125,00 mm |
| 93224961      | 811512-1    | Assembly         | KHD               | 125,00 mm |
| 93231600      | 801057-00-1 | Piston           | Mercedes Benz     | 125,00 mm |
| 93231960      | 811057-2    | Assembly         | Mercedes Benz     | 125,00 mm |
| 93249600      | 805115-00-1 | Piston           | Volvo             | 130,18 mm |
| 93249960      | 815115-2    | Assembly         | Volvo             | 130,18 mm |
| 93250600      | 805124-00-1 | Piston           | Volvo             | 130,18 mm |
| 93250960      | 815124-2    | Assembly         | Volvo             | 130,18 mm |
| 93260600      | 805010-00-1 | Piston           | Volkswagen        | 76,51 mm  |
| 93260610      | 805010-50-1 | Piston           | Volkswagen        | 77,01 mm  |
| 93260620      | 805010-10-1 | Piston           | Volkswagen        | 77,51 mm  |
| 93267600      | 803610-00-1 | Piston           | Perkins           | 100,00 mm |
| 93274600      | 803103-00-1 | Piston           | MAN               | 125,00 mm |
| 93274960      | 813103-2    | Assembly         | MAN               | 125,00 mm |
| 93285610      | 801018-50-1 | Piston           | Mercedes Benz     | 85,50 mm  |
| 93298600      | 801058-00-1 | Piston           | Mercedes Benz     | 125,00 mm |
| 93313600      | 800916-00-1 | Piston           | Caterpillar       | 146,05 mm |
| 93313961      | 810916-2    | Assembly         | Caterpillar       | 146,05 mm |
| 93332600      | 801045-00-1 | Piston           | Mercedes Benz     | 125,00 mm |
| 93332962      | 811045-2    | Assembly         | Mercedes Benz     | 125,00 mm |
| 93332962      | 811083-2    | Assembly         | Mercedes Benz     | 125,00 mm |
| 93334600      | 805116-00-1 | Piston           | Volvo             | 120,64 mm |
| 93334960      | 815116-2    | Assembly         | Volvo             | 120,65 mm |
| 93334961      | 815129-2    | Assembly         | Volvo             | 120,65 mm |
| 93337600      | 801506-00-1 | Piston           | KHD               | 125,00 mm |
| 93337960      | 811506-1    | Assembly         | KHD               | 125,00 mm |
| 93343600      | 801026-00-1 | Piston           | Mercedes Benz     | 87,00 mm  |
| 93343620      | 801026-50-1 | Piston           | Mercedes Benz     | 87,50 mm  |
| 93369700      | 805113-00-1 | Piston           | Volvo             | 130,18 mm |
| 93369970      | 815113-2    | Assembly         | Volvo             | 130,18 mm |
| 93369971      | 815121-2    | Assembly         | Volvo             | 130,18 mm |
| 93378600      | 802052-00-1 | Piston           | Fiat              | 93,00 mm  |
| 93394600      | 804010-00-1 | Piston           | RVI               | 120,00 mm |
| 93394700      | 804010-00-1 | Piston           | RVI               | 120,00 mm |
| 93394960      | 814010-2    | Assembly         | RVI               | 120,00 mm |
| 93394970      | 814010-2    | Assembly         | RVI               | 120,00 mm |
| 93398600      | 803911-00-1 | Piston           | Scania            | 127,00 mm |
| 93398961      | 813911-2    | Assembly         | Scania            | 127,00 mm |
| 93399600      | 803907-00-1 | Piston           | Scania            | 127,00 mm |
| 93435600      | 800722-00-1 | Piston           | BMW               | 80,00 mm  |
| 93435630      | 800722-50-1 | Piston           | BMW               | 80,50 mm  |
| 93444600      | 801061-00-1 | Piston           | Mercedes Benz     | 90,90 mm  |
| 93444620      | 801061-50-1 | Piston           | Mercedes Benz     | 91,50 mm  |
| 93444630      | 801061-70-1 | Piston           | Mercedes Benz     | 91,70 mm  |
| 93474600      | 805102-00-1 | Piston           | Volvo             | 98,43 mm  |
| 93474700      | 805102-00-1 | Piston           | Volvo             | 98,43 mm  |
| 93474960      | 815102-2    | Assembly         | Volvo             | 98,43 mm  |
| 93474961      | 815103-2    | Assembly         | Volvo             | 98,43 mm  |
| 93484602      | 801046-00-1 | Piston           | Mercedes Benz     | 128,00 mm |
| 93484962      | 811046-2    | Assembly         | Mercedes Benz     | 128,00 mm |
| 93484964      | 811084-2    | Assembly         | Mercedes Benz     | 128,00 mm |
| 93485600      | 801047-00-1 | Piston           | Mercedes Benz     | 128,00 mm |
| 93485962      | 811085-2    | Assembly         | Mercedes Benz     | 128,00 mm |

**VERGLEICHSNUMMERN  
CROSS-REFERENCE  
KS - SM**

| KS cross ref. | SM Ref.:    | Product Category | Manufacturer Type                 | Bore dia. |
|---------------|-------------|------------------|-----------------------------------|-----------|
| 93485964      | 811047-2    | Assembly         | Mercedes Benz                     | 128,00 mm |
| 93497600      | 802056-00-1 | Piston           | Fiat                              | 76,00 mm  |
| 93504700      | 803820-00-1 | Piston           | RVI                               | 135,00 mm |
| 93504970      | 813820-1    | Assembly         | RVI                               | 135,00 mm |
| 93504971      | 813821-1    | Assembly         | RVI                               | 135,00 mm |
| 93521600      | 804008-00-1 | Piston           | RVI                               | 98,00 mm  |
| 93523700      | 803824-00-1 | Piston           | Renault                           | 86,00 mm  |
| 93535600      | 801520-00-1 | Piston           | KHD                               | 100,00 mm |
| 93535961      | 811520-1    | Assembly         | KHD                               | 100,00 mm |
| 93541630      | 805012-50-1 | Piston           | Volkswagen                        | 77,01 mm  |
| 93541640      | 805012-10-1 | Piston           | Volkswagen                        | 77,51 mm  |
| 93552600      | 803125-00-1 | Piston           | MAN                               | 125,00 mm |
| 93552960      | 813125-2    | Assembly         | MAN                               | 125,00 mm |
| 93568600      | 801035-00-1 | Piston           | Mercedes Benz                     | 128,00 mm |
| 93568620      | 801035-50-1 | Piston           | Mercedes Benz                     | 128,50 mm |
| 93568630      | 801035-10-1 | Piston           | Mercedes Benz                     | 129,00 mm |
| 93568700      | 801035-00-1 | Piston           | Mercedes Benz                     | 128,00 mm |
| 93568720      | 801035-50-1 | Piston           | Mercedes Benz                     | 128,50 mm |
| 93568730      | 801035-10-1 | Piston           | Mercedes Benz                     | 129,00 mm |
| 93578600      | 803501-00-1 | Piston           | Opel                              | 80,00 mm  |
| 93578610      | 803501-50-1 | Piston           | Opel                              | 80,50 mm  |
| 93578620      | 803501-10-1 | Piston           | Opel                              | 81,00 mm  |
| 93585602      | 801056-00-1 | Piston           | Mercedes Benz                     | 125,00 mm |
| 93585962      | 811056-2    | Assembly         | Mercedes Benz                     | 125,00 mm |
| 93588600      | 802802-00-1 | Piston           | Lada                              | 76,00 mm  |
| 93611600      | 800912-00-1 | Piston           | Caterpillar                       | 120,65 mm |
| 93611961      | 810912-1    | Assembly         | Caterpillar                       | 120,65 mm |
| 93613700      | 801023-00-1 | Piston           | Mercedes Benz                     | 89,00 mm  |
| 93613710      | 801023-50-1 | Piston           | Mercedes Benz                     | 89,50 mm  |
| 93613720      | 801023-10-1 | Piston           | Mercedes Benz                     | 90,00 mm  |
| 93625600      | 803706-00-1 | Piston           | Peugeot                           | 94,00 mm  |
| 93625620      | 803706-40-1 | Piston           | Peugeot                           | 94,40 mm  |
| 93648600      | 803703-00-1 | Piston           | Peugeot / Citroen                 | 83,00 mm  |
| 93648700      | 803703-00-1 | Piston           | Peugeot / Citroen                 | 83,00 mm  |
| 93648710      | 803703-50-1 | Piston           | Peugeot / Citroen                 | 83,50 mm  |
| 93660600      | 805117-00-1 | Piston           | Volvo                             | 120,65 mm |
| 93660961      | 815117-2    | Assembly         | Volvo                             | 120,65 mm |
| 93673600      | 801024-00-1 | Piston           | Mercedes Benz                     | 89,00 mm  |
| 93673610      | 801024-50-1 | Piston           | Mercedes Benz                     | 89,50 mm  |
| 93734600      | 805110-00-1 | Piston           | Volvo                             | 120,65 mm |
| 93734961      | 815110-2    | Assembly         | Volvo                             | 120,65 mm |
| 93741600      | 801505-00-1 | Piston           | KHD                               | 102,00 mm |
| 93741610      | 801505-50-1 | Piston           | KHD                               | 102,50 mm |
| 93741960      | 811504-1    | Assembly         | KHD                               | 102,00 mm |
| 93741961      | 811509-1    | Assembly         | KHD                               | 102,00 mm |
| 93750600      | 801033-00-1 | Piston           | Mercedes Benz                     | 97,00 mm  |
| 93750610      | 801033-50-1 | Piston           | Mercedes Benz                     | 97,50 mm  |
| 93750620      | 801033-10-1 | Piston           | Mercedes Benz                     | 98,00 mm  |
| 93751600      | 805107-00-1 | Piston           | Volvo                             | 104,77 mm |
| 93751960      | 815107-2    | Assembly         | Volvo                             | 104,77 mm |
| 93783800      | 803805-00-1 | Piston           | Renault                           | 78,00 mm  |
| 93783820      | 803805-50-1 | Piston           | Renault                           | 78,50 mm  |
| 93783980      | 813805-4    | Assembly         | Renault                           | 78,00 mm  |
| 93784700      | 803702-00-1 | Piston           | Peugeot                           | 80,00 mm  |
| 93784720      | 803702-50-1 | Piston           | Peugeot                           | 80,50 mm  |
| 93784730      | 803702-80-1 | Piston           | Peugeot                           | 80,80 mm  |
| 93801600      | 803602-00-1 | Piston           | Perkins                           | 98,48 mm  |
| 93801962      | 813602-1    | Assembly         | Perkins                           | 98,48 mm  |
| 93813600      | 802114-00-1 | Piston           | Ford                              | 111,76 mm |
| 93831600      | 801066-00-1 | Piston           | Mercedes Benz                     | 97,50 mm  |
| 93831606      | 801066-00-1 | Piston           | Mercedes Benz                     | 97,50 mm  |
| 93831610      | 801066-50-1 | Piston           | Mercedes Benz                     | 98,00 mm  |
| 93844700      | 803716-00-1 | Piston           | Citroen / Fiat / Peugeot / Talbot | 93,00 mm  |

**VERGLEICHSNUMMERN  
CROSS-REFERENCE  
KS - SM**

| KS cross ref. | SM Ref.:    | Product Category | Manufacturer Type                 | Bore dia. |
|---------------|-------------|------------------|-----------------------------------|-----------|
| 93844700      | 803716-50-1 | Piston           | Citroen / Fiat / Peugeot / Talbot | 93,50 mm  |
| 93858600      | 802209-00-1 | Piston           | Fordson / New Holland             | 111,76 mm |
| 93868600      | 803504-00-1 | Piston           | Opel                              | 75,00 mm  |
| 93868610      | 803504-50-1 | Piston           | Opel                              | 75,50 mm  |
| 93872600      | 805082-00-1 | Piston           | Volkswagen / Audi                 | 81,01 mm  |
| 93872620      | 805082-50-1 | Piston           | Volkswagen / Audi                 | 81,51 mm  |
| 93875600      | 805081-00-1 | Piston           | Volkswagen / Audi                 | 81,01 mm  |
| 93876600      | 805081-00-1 | Piston           | Volkswagen / Audi                 | 81,01 mm  |
| 93876620      | 805081-50-1 | Piston           | Volkswagen / Audi                 | 81,51 mm  |
| 93882600      | 801075-00-1 | Piston           | Mercedes Benz                     | 97,00 mm  |
| 93882630      | 801075-50-1 | Piston           | Mercedes Benz                     | 97,50 mm  |
| 93882640      | 801075-10-1 | Piston           | Mercedes Benz                     | 98,00 mm  |
| 93883600      | 802011-00-1 | Piston           | Fiat                              | 93,00 mm  |
| 93896600      | 805023-00-1 | Piston           | Volkswagen                        | 75,01 mm  |
| 93896620      | 805023-50-1 | Piston           | Volkswagen                        | 75,51 mm  |
| 93921600      | 805007-00-1 | Piston           | Volkswagen                        | 79,51 mm  |
| 93921620      | 805007-50-1 | Piston           | Volkswagen                        | 80,01 mm  |
| 93921630      | 805007-10-1 | Piston           | Volkswagen                        | 80,51 mm  |
| 93928600      | 805080-00-1 | Piston           | Volkswagen / Audi                 | 81,01 mm  |
| 93928620      | 805080-50-1 | Piston           | Volkswagen / Audi                 | 81,51 mm  |
| 93932700      | 803814-00-1 | Piston           | RVI                               | 120,00 mm |
| 93938600      | 803912-00-1 | Piston           | Scania                            | 127,00 mm |
| 93938960      | 813912-2    | Assembly         | Scania                            | 127,00 mm |
| 93951600      | 801078-00-1 | Piston           | Mercedes Benz                     | 97,50 mm  |
| 93951610      | 801078-50-1 | Piston           | Mercedes Benz                     | 98,00 mm  |
| 93956600      | 803502-00-1 | Piston           | Opel                              | 92,00 mm  |
| 93956610      | 803502-50-1 | Piston           | Opel                              | 92,50 mm  |
| 93956620      | 803502-10-1 | Piston           | Opel                              | 93,00 mm  |
| 93987700      | 803813-00-1 | Piston           | RVI                               | 135,00 mm |
| 93987961      | 813810-1    | Assembly         | RVI                               | 135,00 mm |
| 93991960      | 811305-1    | Assembly         | DAF                               | 130,00 mm |
| 94037600      | 801010-00-1 | Piston           | Kompressor / Mercedes Benz        | 94,00 mm  |
| 94061600      | 805401-00-1 | Piston           | Air Compressor                    | 75,00 mm  |
| 94061700      | 805401-00-1 | Piston           | Air Compressor                    | 75,00 mm  |
| 94084600      | 805420-00-1 | Piston           | Knorr Bremssystem                 | 88,00 mm  |
| 94285600      | 801018-00-1 | Piston           | Mercedes Benz                     | 85,00 mm  |
| 94294600      | 801018-00-1 | Piston           | Mercedes Benz                     | 85,00 mm  |
| 94294610      | 801018-50-1 | Piston           | Mercedes Benz                     | 85,50 mm  |
| 94330610      | 801073-50-1 | Piston           | Mercedes Benz                     | 87,50 mm  |
| 94331600      | 801050-00-1 | Piston           | Mercedes Benz                     | 128,00 mm |
| 94331960      | 811050-2    | Assembly         | Mercedes Benz                     | 128,00 mm |
| 94333600      | 801076-00-1 | Piston           | Mercedes Benz                     | 97,50 mm  |
| 94348600      | 802002-00-1 | Piston           | Fiat                              | 70,00 mm  |
| 94348620      | 802002-40-1 | Piston           | Fiat                              | 70,40 mm  |
| 94351700      | 803750-00-1 | Piston           | Citroen / Fiat / Peugeot          | 83,00 mm  |
| 94351970      | 813750-4    | Assembly         | Citroen / Peugeot                 | 83,00 mm  |
| 94353700      | 803731-00-1 | Piston           | Citroen / Fiat / Peugeot          | 86,00 mm  |
| 94357600      | 803808-00-1 | Piston           | Renault                           | 80,00 mm  |
| 94357620      | 803808-50-1 | Piston           | Renault                           | 80,50 mm  |
| 94382600      | 802013-00-1 | Piston           | Fiat                              | 93,00 mm  |
| 94412600      | 803139-00-1 | Piston           | MAN                               | 108,00 mm |
| 94416600      | 803141-00-1 | Piston           | MAN                               | 108,00 mm |
| 94427700      | 805013-00-1 | Piston           | Volkswagen                        | 79,51 mm  |
| 94427720      | 805013-50-1 | Piston           | Volkswagen                        | 80,01 mm  |
| 94428700      | 805014-00-1 | Piston           | Volkswagen                        | 79,51 mm  |
| 94428720      | 805014-50-1 | Piston           | Volkswagen                        | 80,01 mm  |
| 94429600      | 805020-00-1 | Piston           | Audi / Volvo                      | 81,01 mm  |
| 94429620      | 805020-50-1 | Piston           | Audi / Volvo                      | 81,51 mm  |
| 94429700      | 805020-00-1 | Piston           | Audi / Volvo                      | 81,01 mm  |
| 94429720      | 805020-50-1 | Piston           | Audi / Volvo                      | 81,51 mm  |
| 94430700      | 805021-00-1 | Piston           | Audi / Volvo                      | 81,01 mm  |
| 94430720      | 805021-50-1 | Piston           | Audi / Volvo                      | 81,51 mm  |
| 94448600      | 801308-00-1 | Piston           | DAF                               | 130,00 mm |

**VERGLEICHSNUMMERN  
CROSS-REFERENCE  
KS - SM**

| KS cross ref. | SM Ref.:    | Product Category | Manufacturer Type                                | Bore dia. |
|---------------|-------------|------------------|--|-----------|
| 94453600      | 800730-00-1 | Piston           | BMW  | 84,00 mm  |
| 94457600      | 803111-00-1 | Piston           | MAN  | 121,00 mm |
| 94457961      | 813111-1    | Assembly         | MAN  | 121,00 mm |
| 94483600      | 802005-00-1 | Piston           | Fiat   | 84,00 mm  |
| 94493600      | 800728-00-1 | Piston           | BMW  | 84,00 mm  |
| 94499600      | 805017-00-1 | Piston           | Volkswagen                                       | 79,51 mm  |
| 94499620      | 805017-50-1 | Piston           | Volkswagen                                       | 80,01 mm  |
| 94500600      | 805018-00-1 | Piston           | Volkswagen                                       | 79,51 mm  |
| 94500620      | 805018-50-1 | Piston           | Volkswagen                                       | 80,01 mm  |
| 94511970      | 813811-1    | Assembly         | RVI  | 135,00 mm |
| 94512600      | 801052-00-1 | Piston           | Mercedes Benz                                    | 128,00 mm |
| 94512960      | 811052-2    | Assembly         | Mercedes Benz                                    | 128,00 mm |
| 94528600      | 801513-00-1 | Piston           | KHD  | 100,00 mm |
| 94531600      | 803847-00-1 | Piston           | Renault  | 75,80 mm  |
| 94531960      | 813847-4    | Assembly         | Renault  | 75,80 mm  |
| 94532600      | 803846-00-1 | Piston           | Renault  | 75,80 mm  |
| 94532960      | 813846-4    | Assembly         | Dacia / Renault                                  | 75,80 mm  |
| 94553600      | 805006-00-1 | Piston           | Volkswagen                                       | 76,51 mm  |
| 94573600      | 801553-00-1 | Piston           | KHD  | 108,00 mm |
| 94573960      | 811553-1    | Assembly         | KHD  | 108,00 mm |
| 94596600      | 803110-00-1 | Piston           | MAN  | 121,00 mm |
| 94596961      | 813110-1    | Assembly         | MAN  | 121,00 mm |
| 94637600      | 803515-00-1 | Piston           | Opel   | 79,00 mm  |
| 94637610      | 803515-50-1 | Piston           | Opel   | 79,50 mm  |
| 94642700      | 803726-00-1 | Piston           | Citroen / Nissan / Peugeot / Rover               | 77,00 mm  |
| 94664602      | 802109-00-1 | Piston           | Ford   | 82,515 mm |
| 94664620      | 802109-50-1 | Piston           | Ford   | 83,00 mm  |
| 94664630      | 802109-10-1 | Piston           | Ford   | 83,50 mm  |
| 94681600      | 801054-00-1 | Piston           | Mercedes Benz                                    | 128,00 mm |
| 94681960      | 811054-2    | Assembly         | Mercedes Benz                                    | 128,00 mm |
| 94705600      | 801077-00-1 | Piston           | Mercedes Benz                                    | 102,00 mm |
| 94724600      | 804012-00-1 | Piston           | RVI  | 102,00 mm |
| 94724700      | 804012-00-1 | Piston           | RVI  | 102,00 mm |
| 94724970      | 814012-2    | Assembly         | RVI  | 102,00 mm |
| 94786700      | 803719-00-1 | Piston           | Citroen / Fiat / Iveco / Lada / Peugeot / Suzuki | 83,00 mm  |
| 94786710      | 803719-50-1 | Piston           | Citroen / Fiat / Iveco / Lada / Peugeot / Suzuki | 83,50 mm  |
| 94798600      | 803512-00-1 | Piston           | Opel   | 77,60 mm  |
| 94798610      | 803512-50-1 | Piston           | Opel   | 78,10 mm  |
| 94823700      | 801071-00-1 | Piston           | Mercedes Benz / Ssang Yong                       | 89,00 mm  |
| 94823710      | 801071-50-1 | Piston           | Mercedes Benz / Ssang Yong                       | 89,50 mm  |
| 94846600      | 803146-00-1 | Piston           | MAN  | 128,00 mm |
| 94850600      | 803145-00-1 | Piston           | MAN  | 128,00 mm |
| 94850960      | 813145-2    | Assembly         | MAN  | 128,00 mm |
| 94861600      | 803540-00-1 | Piston           | Opel   | 79,00 mm  |
| 94870700      | 802022-00-1 | Piston           | Fiat / Lancia                                    | 70,80 mm  |
| 94870710      | 802022-40-1 | Piston           | Fiat / Lancia                                    | 71,20 mm  |
| 94896600      | 801307-00-1 | Piston           | DAF  | 130,00 mm |
| 94900600      | 801512-00-1 | Piston           | KHD  | 94,00 mm  |
| 94910603      | 802036-00-1 | Piston           | Fiat / Lancia                                    | 70,00 mm  |
| 94919600      | 801039-00-1 | Piston           | Mercedes Benz                                    | 100,00 mm |
| 94919960      | 811039-1    | Assembly         | Mercedes Benz / MAN                              | 100,00 mm |
| 94919961      | 811090-1    | Assembly         | Kompressor MAN / Mercedes Benz                   | 100,00 mm |
| 94922600      | 805015-00-1 | Piston           | Volkswagen                                       | 81,01 mm  |
| 94922620      | 805015-50-1 | Piston           | Volkswagen                                       | 81,51 mm  |
| 94923600      | 805016-00-1 | Piston           | Volkswagen                                       | 81,01 mm  |
| 94923620      | 805016-50-1 | Piston           | Volkswagen                                       | 81,51 mm  |
| 94948600      | 803136-00-1 | Piston           | MAN  | 128,00 mm |
| 94948960      | 813136-2    | Assembly         | MAN  | 128,00 mm |
| 94971600      | 801080-00-1 | Piston           | Mercedes Benz                                    | 102,00 mm |
| 97286600      | 803507-00-1 | Piston           | Opel   | 77,60 mm  |
| 97286610      | 803507-50-1 | Piston           | Opel   | 78,10 mm  |
| 97332600      | 803516-00-1 | Piston           | Opel   | 86,00 mm  |
| 97409600      | 801014-00-1 | Piston           | Mercedes Benz                                    | 88,00 mm  |

**VERGLEICHSNUMMERN  
CROSS-REFERENCE  
KS - SM**

| KS cross ref. | SM Ref.:    | Product Category | Manufacturer Type                                 | Bore dia. |
|---------------|-------------|------------------|---|-----------|
| 97409610      | 801014-50-1 | Piston           | Mercedes Benz                                     | 88,50 mm  |
| 97482600      | 801015-00-1 | Piston           | Mercedes Benz                                     | 88,00 mm  |
| 97504600      | 803848-00-1 | Piston           | Nissan / Opel / Renault / Vauxhall                | 85,01 mm  |
| 97505600      | 802101-00-1 | Piston           | Ford  | 111,76 mm |
| 99330600      | 803150-00-1 | Piston           | MAN   | 128,00 mm |
| 99330960      | 813150-2    | Assembly         | MAN   | 128,00 mm |
| 99339600      | 803142-00-1 | Piston           | MAN   | 108,00 mm |
| 99378960      | 811093-2    | Assembly         | Mercedes Benz                                     | 130,00 mm |
| 99378961      | 811097-2    | Assembly         | Mercedes Benz                                     | 130,00 mm |
| 99408600      | 805126-00-1 | Piston           | Volvo   | 98,43 mm  |
| 99408960      | 815126-2    | Assembly         | Volvo   | 98,43 mm  |
| 99419600      | 802106-00-1 | Piston           | Ford  | 73,975 mm |
| 99419610      | 802106-50-1 | Piston           | Ford  | 74,505 mm |
| 99419620      | 802106-10-1 | Piston           | Ford  | 75,005 mm |
| 99452600      | 805036-00-1 | Piston           | Skoda / Volkswagen                                | 76,51 mm  |
| 99455600      | 801083-00-1 | Piston           | Smart 599 ccm                                     | 63,50 mm  |
| 99455610      | 801083-25-1 | Piston           | Smart 599 ccm                                     | 63,75 mm  |
| 99455620      | 801083-50-1 | Piston           | Smart 599 ccm                                     | 64,00 mm  |
| 99488600      | 805145-00-1 | Piston           | Volvo   | 130,18 mm |
| 99561600      | 803823-00-1 | Piston           | Renault / Opel / Nissan                           | 80,01 mm  |
| 99561620      | 803823-50-1 | Piston           | Renault / Opel / Nissan                           | 80,51 mm  |
| 99562600      | 805033-00-1 | Piston           | Audi / Seat / Skoda / Volkswagen                  | 76,51 mm  |
| 99562620      | 805033-50-1 | Piston           | Audi / Seat / Skoda / Volkswagen                  | 77,01 mm  |
| 99646600      | 803817-00-1 | Piston           | Renault / Nissan                                  | 69,00 mm  |
| 99646610      | 803817-50-1 | Piston           | Renault / Nissan                                  | 69,50 mm  |
| 99697600      | 803144-00-1 | Piston           | MAN   | 128,00 mm |
| 99697960      | 813140-2    | Assembly         | MAN   | 128,00 mm |
| 99742700      | 805015-00-1 | Piston           | Volkswagen  | 81,01 mm  |
| 99742720      | 805015-50-1 | Piston           | Volkswagen  | 81,51 mm  |
| 99743700      | 805016-00-1 | Piston           | Volkswagen  | 81,01 mm  |
| 99743720      | 805016-50-1 | Piston           | Volkswagen  | 81,51 mm  |
| 99746600      | 803832-00-1 | Piston           | Dacia / Nissan / Renault                          | 79,50 mm  |
| 99748600      | 805109-00-1 | Piston           | Volvo   | 104,77 mm |
| 99748961      | 815122-2    | Assembly         | Volvo   | 104,77 mm |
| 99749600      | 805132-00-1 | Piston           | Volvo   | 104,77 mm |
| 99749960      | 815133-2    | Assembly         | Volvo   | 104,77 mm |
| 99749961      | 815132-2    | Assembly         | Volvo   | 104,77 mm |
| 99780600      | 803818-00-1 | Piston           | Nissan / Renault                                  | 80,00 mm  |
| 99780620      | 803818-50-1 | Piston           | Nissan / Renault                                  | 80,50 mm  |
| 99832600      | 805031-00-1 | Piston           | Volkswagen  | 81,01 mm  |
| 99833600      | 805030-00-1 | Piston           | Volkswagen  | 81,01 mm  |
| 99849600      | 801043-00-1 | Piston           | Kompressor / MAN / Mercedes Benz                  | 100,00 mm |
| 99877600      | 803705-00-1 | Piston           | Peugeot   | 82,20 mm  |
| 99879601      | 803749-00-1 | Piston           | Citroen / Fiat / Ford / Lancia / Peugeot / Suzuki | 85,00 mm  |
| 99909600      | 805043-00-1 | Piston           | Seat / Skoda / VW                                 | 76,51 mm  |
| 99913600      | 805038-00-1 | Piston           | Seat / Skoda / Volkswagen                         | 76,51 mm  |
| 99927600      | 801084-00-1 | Piston           | Smart 698 ccm                                     | 66,50 mm  |
| 99927610      | 801084-25-1 | Piston           | Smart 698 ccm                                     | 66,75 mm  |
| 99927620      | 801084-50-1 | Piston           | Smart 698 ccm                                     | 67,00 mm  |
| 99933600      | 805019-00-1 | Piston           | Volkswagen  | 81,00 mm  |
| 99933620      | 805019-50-1 | Piston           | Volkswagen  | 81,50 mm  |
| 99943600      | 804015-00-1 | Piston           | RVI   | 120,00 mm |
| 99948600      | 801064-00-1 | Piston           | Mercedes Benz                                     | 128,00 mm |
| 99948961      | 811064-2    | Assembly         | Mercedes Benz                                     | 128,00 mm |

**Vergleichsnummern Liste  
Goetze- SM**

**Cross reference list  
Goetze- SM**

**Liste d'équivalences  
Goetze- SM**

**Lista de intercambios  
Goetze- SM**

VERGLEICHSNUMMERN  
CROSS-REFERENCE  
FEDERAL MOGUL - SM

| Federal cross ref. | SM Ref.:    | Product Category | Manufacturer Type                               | Bore dia. |
|--------------------|-------------|------------------|---|-----------|
| 06-123200-20       | 795142-00-1 | Piston ring set  | Volvo 1 Cyl.                                    | 131,00 mm |
| 06-124500-20       | 793145-00-1 | Piston ring set  | MAN 1 Cyl.                                      | 128,00 mm |
| 06-132000-20       | 790433-00-1 | Piston ring set  | RVI 1 Cyl.                                      | 120,00 mm |
| 06-132100-20       | 790411-00-1 | Piston ring set  | RVI 1 Cyl.                                      | 135,00 mm |
| 06-172900-10       | 791515-00-1 | Piston ring set  | KHD 1 Cyl.                                      | 120,00 mm |
| 06-325400-30       | 795413-00-1 | Piston ring set  | Bosch / Scania 1 Cyl.                           | 75,00 mm  |
| 06-337500-20       | 790421-00-1 | Piston ring set  | RVI 1 Cyl.                                      | 120,00 mm |
| 06-702300-20       | 790417-00-1 | Piston ring set  | RVI 1 Cyl.                                      | 135,00 mm |
| 06-741200-40       | 795440-00-2 | Piston ring set  | Westinghouse 2 Cyl.                             | 85,00 mm  |
| 06-741207-40       | 795440-50-2 | Piston ring set  | Westinghouse 2 Cyl.                             | 85,50 mm  |
| 06-742600-30       | 795420-00-1 | Piston ring set  | Knorr 1 Cyl.                                    | 88,00 mm  |
| 06-743100-00       | 791059-00-1 | Piston ring set  | Mercedes Benz / Ssang Yong 1 Cyl.               | 89,00 mm  |
| 06-743100-00       | 791059-00-4 | Piston ring set  | Mercedes Benz / Ssang Yong 4 Cyl.               | 89,00 mm  |
| 06-743107-00       | 791059-50-1 | Piston ring set  | Mercedes Benz / Ssang Yong 1 Cyl.               | 89,50 mm  |
| 06-743107-00       | 791059-50-4 | Piston ring set  | Mercedes Benz / Ssang Yong 4 Cyl.               | 89,50 mm  |
| 06-743400-80       | 791312-00-1 | Piston ring set  | DAF 1 Cyl.                                      | 130,00 mm |
| 06-833500-20       | 795161-00-1 | Piston ring set  | RVI / Volvo 1 Cyl.                              | 131,00 mm |
| 06-837300-00       | 795424-00-1 | Piston ring set  | Air compressor / Ford / MAN 1Cyl.               | 92,00 mm  |
| 06-873900-20       | 793133-00-2 | Piston ring set  | MAN 2 Cyl.                                      | 108,00 mm |
| 06-877100-20       | 795440-00-1 | Piston ring set  | Westinghouse 1 Cyl.                             | 85,00 mm  |
| 06-877100-20       | 795440-00-2 | Piston ring set  | Westinghouse 2 Cyl.                             | 85,00 mm  |
| 06-887600-20       | 795430-00-1 | Piston ring set  | Kompressor 1 Cyl.                               | 78,00 mm  |
| 08-101000-00       | 793615-00-2 | Piston ring set  | Perkins 2 Cyl.                                  | 98,48 mm  |
| 08-101200-00       | 791084-00-4 | Piston ring set  | Mercedes Benz 4 Cyl.                            | 80,00 mm  |
| 08-101300-00       | 795079-00-4 | Piston ring set  | VW 4 Cyl.                                       | 67,10 mm  |
| 08-101500-00       | 793843-00-4 | Piston ring set  | Renault / Opel / Nissan / Vauxhall 4 Cyl.       | 80,00 mm  |
| 08-101600-00       | 793836-00-4 | Piston ring set  | Renault 4 Cyl.                                  | 87,00 mm  |
| 08-102200-00       | 792147-00-4 | Piston ring set  | Ford 4 Cyl.                                     | 71,90 mm  |
| 08-102500-00       | 795152-00-1 | Piston ring set  | Volvo 1 Cyl.                                    | 83,00 mm  |
| 08-102700-00       | 793547-00-1 | Piston ring set  | Opel 1 Cyl.                                     | 72,50 mm  |
| 08-102707-00       | 793547-50-1 | Piston ring set  | Opel 1 Cyl.                                     | 73,00 mm  |
| 08-102800-00       | 793550-00-4 | Piston ring set  | Opel / Vauxhall 4 Cyl.                          | 84,00 mm  |
| 08-102900-00       | 793552-00-4 | Piston ring set  | Opel / Vauxhall 4 Cyl.                          | 84,00 mm  |
| 08-103000-00       | 795086-00-6 | Piston ring set  | Audi / VW / Skoda 6 Cyl.                        | 78,30 mm  |
| 08-103100-00       | 795077-00-4 | Piston ring set  | Audi / Seat / Skoda / VW 4 Cyl.                 | 76,50 mm  |
| 08-103800-00       | 793743-00-4 | Piston ring set  | Peugeot / Fiat 4 Cyl.                           | 78,50 mm  |
| 08-103900-00       | 792075-00-2 | Piston ring set  | Fiat-Iveco 2 Cyl.                               | 104,00 mm |
| 08-104000-00       | 791142-00-4 | Piston ring set  | Citroen / Peugeot / Fiat 4 Cyl.                 | 82,20 mm  |
| 08-104100-00       | 793839-00-4 | Piston ring set  | Renault / Nissan 4 Cyl.                         | 69,00 mm  |
| 08-104200-00       | 793841-00-4 | Piston ring set  | Renault / Dacia / Nissan 4 Cyl.                 | 79,50 mm  |
| 08-104300-00       | 793145-00-1 | Piston ring set  | MAN 1 Cyl.                                      | 128,00 mm |
| 08-105100-00       | 793829-00-4 | Piston ring set  | Renault / Opel 4 Cyl.                           | 80,00 mm  |
| 08-105200-00       | 793842-00-4 | Piston ring set  | Renault / Dacia 4 Cyl.                          | 79,50 mm  |
| 08-105400-00       | 791071-00-4 | Piston ring set  | Mercedes Benz 4 Cyl.                            | 80,00 mm  |
| 08-105500-00       | 793744-00-4 | Piston ring set  | Peugeot / Fiat / Citroen / Lada / Suzuki 4 Cyl. | 83,00 mm  |
| 08-105507-00       | 793744-50-4 | Piston ring set  | Peugeot / Fiat / Citroen / Lada / Suzuki 4 Cyl. | 83,50 mm  |
| 08-105900-00       | 795075-00-4 | Piston ring set  | VW / Audi / Seat 4 Cyl.                         | 81,00 mm  |
| 08-105907-00       | 795075-50-4 | Piston ring set  | VW 4 Cyl.                                       | 81,50 mm  |
| 08-106500-00       | 790716-00-4 | Piston ring set  | BMW 4 Cyl.                                      | 84,00 mm  |
| 08-106900-00       | 790258-00-1 | Piston ring set  | New Holland 1 Cyl.                              | 100,00 mm |
| 08-106900-00       | 792012-00-1 | Piston ring set  | Fiat 1 Cyl.                                     | 100,00 mm |
| 08-107000-00       | 792153-00-4 | Piston ring set  | Ford 4 Cyl.                                     | 82,50 mm  |
| 08-107900-00       | 792094-00-4 | Piston ring set  | Fiat / Alfa 4 Cyl.                              | 82,00 mm  |
| 08-108000-00       | 792089-00-4 | Piston ring set  | Fiat 4 Cyl.                                     | 82,00 mm  |
| 08-108200-00       | 792092-00-4 | Piston ring set  | Fiat / Citroen / Peugeot / Renault 4 Cyl.       | 94,40 mm  |
| 08-109200-00       | 793926-00-2 | Piston ring set  | Scania 2 Cyl.                                   | 115,00 mm |
| 08-109400-10       | 795036-00-4 | Piston ring set  | VW / Audi 4 Cyl.                                | 81,00 mm  |
| 08-109500-00       | 795018-00-4 | Piston ring set  | VW 4 Cyl.                                       | 76,50 mm  |
| 08-109500-00       | 795032-00-1 | Piston ring set  | VW / Volvo 1 Cyl.                               | 76,50 mm  |
| 08-109507-00       | 795018-50-4 | Piston ring set  | VW 4 Cyl.                                       | 77,01 mm  |
| 08-109511-00       | 795018-10-4 | Piston ring set  | VW 4 Cyl.                                       | 77,51 mm  |
| 08-109700-00       | 795036-00-4 | Piston ring set  | VW / Audi 4 Cyl.                                | 81,00 mm  |
| 08-109700-10       | 795037-00-4 | Piston ring set  | VW / Audi 4 Cyl.                                | 81,00 mm  |



VERGLEICHSNUMMERN  
CROSS-REFERENCE  
FEDERAL MOGUL - SM

| Federal cross ref. | SM Ref.:    | Product Category | Manufacturer Type                                  | Bore dia. |
|--------------------|-------------|------------------|--|-----------|
| 08-109707-10       | 795037-50-4 | Piston ring set  | VW / Audi 4 Cyl.                                   | 81,50 mm  |
| 08-109800-00       | 795060-00-2 | Piston ring set  | VW / Audi 2 Cyl.                                   | 76,50 mm  |
| 08-110100-00       | 793536-00-4 | Piston ring set  | Opel / Vauxhall 4 Cyl.                             | 92,00 mm  |
| 08-110300-00       | 790105-00-4 | Piston ring set  | Alfa Romeo 4 Cyl.                                  | 87,00 mm  |
| 08-110700-00       | 790703-00-4 | Piston ring set  | BMW 4 Cyl.   | 84,00 mm  |
| 08-110900-00       | 792088-00-5 | Piston ring set  | Fiat 5 Cyl.  | 83,00 mm  |
| 08-112700-00       | 792155-00-4 | Piston ring set  | Ford 4 Cyl.  | 86,00 mm  |
| 08-113500-00       | 792157-00-4 | Piston ring set  | Ford 4 Cyl.  | 89,90 mm  |
| 08-113700-00       | 793843-00-4 | Piston ring set  | Renault / Opel / Nissan / Vauxhall 4 Cyl.          | 80,00 mm  |
| 08-114400-00       | 790738-00-2 | Piston ring set  | BMW / BLMC 2 Cyl.                                  | 84,00 mm  |
| 08-114400-40       | 790753-00-2 | Piston ring set  | BMW 2 Cyl.   | 84,00 mm  |
| 08-114400-55       | 790741-00-2 | Piston ring set  | BMW 2 Cyl.   | 84,00 mm  |
| 08-114700-00       | 793749-00-4 | Piston ring set  | Peugeot/ Fiat/ Citroen/ Suzuki/ Ford/ Volvo 4 Cyl. | 85,00 mm  |
| 08-114900-00       | 795078-00-1 | Piston ring set  | VW / Audi 1 Cyl.                                   | 79,50 mm  |
| 08-115500-00       | 791420-00-1 | Piston ring set  | Daewoo 1 Cyl.                                      | 128,00 mm |
| 08-115800-00       | 791033-00-1 | Piston ring set  | Mercedes Benz / FAP-Famos 1 Cyl.                   | 128,00 mm |
| 08-115900-00       | 795074-00-4 | Piston ring set  | VW / Audi / Seat / Skoda 4 Cyl.                    | 81,00 mm  |
| 08-115907-00       | 795074-50-4 | Piston ring set  | VW / Audi 4 Cyl.                                   | 81,50 mm  |
| 08-116100-00       | 795077-00-4 | Piston ring set  | Audi / Seat / Skoda / VW 4 Cyl.                    | 76,50 mm  |
| 08-116107-00       | 795077-50-4 | Piston ring set  | VW 4 Cyl.  | 77,00 mm  |
| 08-117900-00       | 791077-00-4 | Piston ring set  | Mercedes Benz 4 Cyl.                               | 88,00 mm  |
| 08-117900-00       | 791089-00-1 | Piston ring set  | Mercedes Benz 1 Cyl.                               | 88,00 mm  |
| 08-117907-00       | 791089-50-1 | Piston ring set  | Mercedes Benz 1 Cyl.                               | 88,50 mm  |
| 08-118000-00       | 790123-00-4 | Piston ring set  | Alfa Romeo/Fiat 4 Cyl.                             | 82,00 mm  |
| 08-118700-00       | 793833-00-4 | Piston ring set  | Renault 4 Cyl.                                     | 87,00 mm  |
| 08-118800-00       | 793844-00-4 | Piston ring set  | Renault 4 Cyl.                                     | 87,00 mm  |
| 08-118907-00       | 793747-50-4 | Piston ring set  | Peugeot 4 Cyl.                                     | 92,50 mm  |
| 08-121600-00       | 791313-00-2 | Piston ring set  | DAF 2 Cyl.   | 118,00 mm |
| 08-121700-00       | 795429-00-1 | Piston ring set  | Air Compressor 1 Cyl.                              | 100,00 mm |
| 08-122000-00       | 792034-00-1 | Piston ring set  | Iveco 1 Cyl.                                       | 135,00 mm |
| 08-122100-00       | 791562-00-1 | Piston ring set  | KHD 1 Cyl.   | 100,00 mm |
| 08-122200-00       | 792091-00-4 | Piston ring set  | Fiat / Opel / Citroen / Peugeot / Renault 4 Cyl.   | 94,40 mm  |
| 08-123200-00       | 795142-00-1 | Piston ring set  | Volvo 1 Cyl.                                       | 131,00 mm |
| 08-123400-00       | 793845-00-4 | Piston ring set  | Renault / Suzuki / Dacia / Nissan 4 Cyl.           | 76,00 mm  |
| 08-123700-00       | 792161-00-4 | Piston ring set  | Ford 4 Cyl.  | 93,67 mm  |
| 08-123800-00       | 791553-00-1 | Piston ring set  | KHD / Volvo 1 Cyl.                                 | 108,00 mm |
| 08-124000-00       | 792098-00-4 | Piston ring set  | Fiat / Alfa / Lancia / Opel / Saab / Suzuki 4 Cyl. | 82,00 mm  |
| 08-124500-00       | 793145-00-1 | Piston ring set  | MAN 1 Cyl.   | 128,00 mm |
| 08-125600-00       | 793551-00-4 | Piston ring set  | Opel / Vauxhall 4 Cyl.                             | 79,00 mm  |
| 08-126000-00       | 793555-00-4 | Piston ring set  | Opel / Saab / Vauxhall 4 Cyl.                      | 84,00 mm  |
| 08-126600-00       | 793730-00-4 | Piston ring set  | Peugeot / Fiat / Citroen 4 Cyl.                    | 85,00 mm  |
| 08-127400-00       | 793849-00-4 | Piston ring set  | Renault / Nissan / Opel / Vauxhall 4 Cyl.          | 87,00 mm  |
| 08-127800-00       | 791554-00-2 | Piston ring set  | KHD 2 Cyl.   | 98,00 mm  |
| 08-127900-00       | 791569-00-2 | Piston ring set  | KHD 2 Cyl.   | 101,00 mm |
| 08-131300-00       | 790710-00-6 | Piston ring set  | BMW 6 Cyl.   | 80,00 mm  |
| 08-132000-10       | 790433-00-1 | Piston ring set  | RVI 1 Cyl.   | 120,00 mm |
| 08-132100-10       | 790411-00-1 | Piston ring set  | RVI 1 Cyl.   | 135,00 mm |
| 08-132900-00       | 790706-00-4 | Piston ring set  | BMW 4 Cyl.   | 89,00 mm  |
| 08-133900-00       | 790715-00-6 | Piston ring set  | BMW 6 Cyl.   | 92,00 mm  |
| 08-134800-00       | 791421-00-1 | Piston ring set  | Daewoo 1 Cyl.                                      | 128,00 mm |
| 08-135300-00       | 793756-00-4 | Piston ring set  | Peugeot / Ford / Citroen / Toyota 4 Cyl.           | 73,70 mm  |
| 08-135800-00       | 793753-00-4 | Piston ring set  | Peugeot / Citroen 4 Cyl.                           | 92,00 mm  |
| 08-136200-00       | 795403-00-1 | Piston ring set  | Westinghouse 1 Cyl.                                | 90,00 mm  |
| 08-136400-10       | 791275-00-1 | Piston ring set  | Mercedes Benz 1 Cyl.                               | 88,00 mm  |
| 08-136700-00       | 791081-00-3 | Piston ring set  | Mercedes Benz / Smart 3 Cyl.                       | 63,50 mm  |
| 08-136705-00       | 791081-25-3 | Piston ring set  | Mercedes Benz / Smart 3 Cyl.                       | 63,75 mm  |
| 08-136707-00       | 791081-50-3 | Piston ring set  | Mercedes Benz / Smart 3 Cyl.                       | 64,00 mm  |
| 08-136900-00       | 791531-00-1 | Piston ring set  | KHD / RVI / Volvo 1 Cyl.                           | 108,00 mm |
| 08-137200-00       | 790736-00-4 | Piston ring set  | BMW 4 Cyl.   | 85,00 mm  |
| 08-137400-00       | 795094-00-6 | Piston ring set  | BMW / VW 6 Cyl.                                    | 84,00 mm  |
| 08-137500-00       | 793850-00-4 | Piston ring set  | Renault / Opel / Vauxhall 4 Cyl.                   | 89,00 mm  |
| 08-137500-10       | 793851-00-4 | Piston ring set  | Renault / Opel / Nissan / Vauxhall 4 Cyl.          | 89,00 mm  |
| 08-137507-00       | 793850-50-4 | Piston ring set  | Renault / Opel / Vauxhall 4 Cyl.                   | 89,50 mm  |

VERGLEICHNUMMERN  
CROSS-REFERENCE  
FEDERAL MOGUL - SM

| Federal cross ref. | SM Ref.:    | Product Category | Manufacturer Type                                  | Bore dia. |
|--------------------|-------------|------------------|--|-----------|
| 08-137507-10       | 793851-50-4 | Piston ring set  | Renault / Opel / Nissan 4 Cyl.                     | 89,50 mm  |
| 08-137600-00       | 792096-00-4 | Piston ring set  | Fiat / Opel / Suzuki / Vauxhall 4 Cyl.             | 69,60 mm  |
| 08-138000-00       | 792008-00-4 | Piston ring set  | Fiat 4 Cyl.  | 88,00 mm  |
| 08-138400-00       | 792084-00-4 | Piston ring set  | Fiat 4 Cyl.  | 70,80 mm  |
| 08-138900-00       | 793755-00-4 | Piston ring set  | Peugeot / Citroen 4 Cyl.                           | 75,00 mm  |
| 08-139400-00       | 793752-00-4 | Piston ring set  | Peugeot / Citroen 4 Cyl.                           | 78,50 mm  |
| 08-139500-00       | 795019-00-4 | Piston ring set  | Audi/Mitsubishi /Seat /Skoda /Volkswagen 4 Cyl.    | 81,00 mm  |
| 08-139500-00       | 795098-00-4 | Piston ring set  | Audi / Volkswagen 4 Cyl.                           | 81,00 mm  |
| 08-139600-00       | 795095-00-4 | Piston ring set  | Audi / Volkswagen 4 Cyl.                           | 84,50 mm  |
| 08-140500-00       | 795428-00-1 | Piston ring set  | Air Compressor 1 Cyl.                              | 100,00 mm |
| 08-140800-00       | 792166-00-4 | Piston ring set  | Ford 4 Cyl.  | 86,00 mm  |
| 08-141300-00       | 792149-00-4 | Piston ring set  | Ford 4 Cyl.  | 79,00 mm  |
| 08-141800-00       | 791270-00-1 | Piston ring set  | Mercedes Benz 1 Cyl.                               | 128,00 mm |
| 08-142000-00       | 795159-00-1 | Piston ring set  | Volvo 1 Cyl.                                       | 120,00 mm |
| 08-142200-00       | 790736-00-4 | Piston ring set  | BMW 4 Cyl.   | 85,00 mm  |
| 08-142300-00       | 792083-00-4 | Piston ring set  | Fiat / Lancia 4 Cyl.                               | 70,00 mm  |
| 08-142400-00       | 792011-00-4 | Piston ring set  | Fiat 4 Cyl.  | 84,00 mm  |
| 08-142500-00       | 795199-00-2 | Piston ring set  | Volvo 2 Cyl.                                       | 98,43 mm  |
| 08-143000-00       | 795088-00-4 | Piston ring set  | Volkswagen 4 Cyl.                                  | 93,00 mm  |
| 08-143600-00       | 793923-00-1 | Piston ring set  | Scania 1 Cyl.                                      | 127,00 mm |
| 08-143600-10       | 793923-00-1 | Piston ring set  | Scania 1 Cyl.                                      | 127,00 mm |
| 08-143800-00       | 793145-00-1 | Piston ring set  | MAN 1 Cyl.   | 128,00 mm |
| 08-146100-00       | 792098-00-4 | Piston ring set  | Fiat / Alfa / Lancia / Opel / Saab / Suzuki 4 Cyl. | 82,00 mm  |
| 08-146500-00       | 791527-00-1 | Piston ring set  | KHD 1 Cyl.   | 94,00 mm  |
| 08-148100-00       | 792169-00-4 | Piston ring set  | Ford / BLMC / Rover 4 Cyl.                         | 89,90 mm  |
| 08-148300-00       | 795085-00-4 | Piston ring set  | Audi / Seat / Skoda /VW 4 Cyl.                     | 81,00 mm  |
| 08-152000-00       | 793723-00-4 | Piston ring set  | Peugeot/Fiat/Citroen/Rover/Lada/Suzuki 4 Cyl.      | 83,00 mm  |
| 08-152007-00       | 793723-50-4 | Piston ring set  | Peugeot/Fiat/Citroen/Rover/Lada 4 Cyl.             | 83,50 mm  |
| 08-152700-00       | 793735-00-4 | Piston ring set  | Peugeot / Citroen / Fiat / Talbot 4 Cyl.           | 93,00 mm  |
| 08-154200-00       | 792062-00-4 | Piston ring set  | Fiat 4 Cyl.  | 70,00 mm  |
| 08-154300-00       | 793706-00-4 | Piston ring set  | Peugeot / Citroen 4 Cyl.                           | 72,00 mm  |
| 08-154400-00       | 793738-00-4 | Piston ring set  | Peugeot / Citroen / Talbot 4 Cyl.                  | 75,00 mm  |
| 08-154600-00       | 793731-00-4 | Piston ring set  | Peugeot / Fiat / Citroen 4 Cyl.                    | 86,00 mm  |
| 08-155200-00       | 790803-00-1 | Piston ring set  | Cummins 1 Cyl.                                     | 102,00 mm |
| 08-155200-00       | 791314-00-2 | Piston ring set  | DAF 2 Cyl.   | 102,00 mm |
| 08-155600-10       | 790816-00-1 | Piston ring set  | Cummins 1 Cyl.                                     | 114,00 mm |
| 08-155600-10       | 790817-00-1 | Piston ring set  | Cummins 1 Cyl.                                     | 114,00 mm |
| 08-164400-00       | 791501-00-1 | Piston ring set  | KHD 1 Cyl.   | 95,00 mm  |
| 08-165800-00       | 791001-00-1 | Piston ring set  | Mercedes Benz 1 Cyl.                               | 77,00 mm  |
| 08-165800-08       | 791001-00-1 | Piston ring set  | Mercedes Benz 1 Cyl.                               | 77,00 mm  |
| 08-166400-00       | 791518-00-1 | Piston ring set  | KHD 1 Cyl.   | 95,00 mm  |
| 08-166600-10       | 791017-00-1 | Piston ring set  | Mercedes Benz / FAP-Famos 1 Cyl.                   | 97,00 mm  |
| 08-166607-10       | 791017-50-1 | Piston ring set  | Mercedes Benz / FAP-Famos 1 Cyl.                   | 97,50 mm  |
| 08-166611-10       | 791017-10-1 | Piston ring set  | Mercedes Benz / FAP-Famos 1 Cyl.                   | 98,00 mm  |
| 08-170600-10       | 791010-00-4 | Piston ring set  | Mercedes Benz 4 Cyl.                               | 87,00 mm  |
| 08-170607-10       | 791010-50-4 | Piston ring set  | Mercedes Benz 4 Cyl.                               | 87,50 mm  |
| 08-170700-10       | 791009-00-4 | Piston ring set  | Mercedes Benz / Seat 4 Cyl.                        | 87,00 mm  |
| 08-170707-10       | 791009-50-4 | Piston ring set  | Mercedes Benz 4 Cyl.                               | 87,50 mm  |
| 08-171200-10       | 791020-00-1 | Piston ring set  | Mercedes Benz 1 Cyl.                               | 128,00 mm |
| 08-171207-10       | 791020-50-1 | Piston ring set  | Mercedes Benz 1 Cyl.                               | 128,50 mm |
| 08-171211-10       | 791020-10-1 | Piston ring set  | Mercedes Benz 1 Cyl.                               | 129,00 mm |
| 08-172700-00       | 791019-00-1 | Piston ring set  | Mercedes Benz 1 Cyl.                               | 125,00 mm |
| 08-173500-10       | 791031-00-1 | Piston ring set  | Mercedes Benz / FAP-Famos 1 Cyl.                   | 97,00 mm  |
| 08-173500-10       | 791086-00-2 | Piston ring set  | Mercedes Benz 2 Cyl.                               | 97,00 mm  |
| 08-173507-10       | 791031-50-1 | Piston ring set  | Mercedes Benz 1 Cyl.                               | 97,50 mm  |
| 08-173507-10       | 791044-00-1 | Piston ring set  | Mercedes Benz / FAP-Famos 1 Cyl.                   | 97,50 mm  |
| 08-173800-00       | 791013-00-1 | Piston ring set  | Mercedes Benz 1 Cyl.                               | 91,00 mm  |
| 08-173800-00       | 791013-00-4 | Piston ring set  | Mercedes Benz 4 Cyl.                               | 91,00 mm  |
| 08-173800-00       | 791027-00-5 | Piston ring set  | Mercedes Benz 5 Cyl.                               | 91,00 mm  |
| 08-173807-00       | 791013-50-1 | Piston ring set  | Mercedes Benz 1 Cyl.                               | 91,50 mm  |
| 08-173807-00       | 791013-50-4 | Piston ring set  | Mercedes Benz 4 Cyl.                               | 91,50 mm  |
| 08-174100-10       | 791304-00-1 | Piston ring set  | DAF 1 Cyl.   | 130,00 mm |
| 08-174300-10       | 791017-00-1 | Piston ring set  | Mercedes Benz / FAP-Famos 1 Cyl.                   | 97,00 mm  |

**VERGLEICHSNUMMERN  
CROSS-REFERENCE  
FEDERAL MOGUL - SM**

| Federal cross ref. | SM Ref.:    | Product Category | Manufacturer Type                | Bore dia. |
|--------------------|-------------|------------------|----------------------------------|-----------|
| 08-174307-10       | 791017-50-1 | Piston ring set  | Mercedes Benz / FAP-Famos 1 Cyl. | 97,50 mm  |
| 08-174311-10       | 791017-10-1 | Piston ring set  | Mercedes Benz / FAP-Famos 1 Cyl. | 98,00 mm  |
| 08-175000-00       | 791517-00-1 | Piston ring set  | KHD 1 Cyl.                       | 92,00 mm  |
| 08-176000-00       | 791022-00-1 | Piston ring set  | Mercedes Benz 1 Cyl.             | 125,00 mm |
| 08-176000-20       | 791070-00-1 | Piston ring set  | Mercedes Benz 1 Cyl.             | 125,00 mm |
| 08-176300-00       | 791042-00-1 | Piston ring set  | Mercedes Benz 1 Cyl.             | 90,00 mm  |
| 08-176300-00       | 791047-00-1 | Piston ring set  | Mercedes Benz 1 Cyl.             | 90,00 mm  |
| 08-176307-00       | 791042-50-1 | Piston ring set  | Air Compressor 1 Cyl.            | 90,50 mm  |
| 08-176307-00       | 791047-50-1 | Piston ring set  | Mercedes Benz 1 Cyl.             | 90,50 mm  |
| 08-176311-00       | 791042-10-1 | Piston ring set  | Air Compressor 1 Cyl.            | 91,00 mm  |
| 08-176311-00       | 791047-10-1 | Piston ring set  | Mercedes Benz 1 Cyl.             | 91,00 mm  |
| 08-176700-00       | 791025-00-4 | Piston ring set  | Mercedes Benz 4 Cyl.             | 90,90 mm  |
| 08-176700-00       | 791026-00-5 | Piston ring set  | Mercedes Benz 5 Cyl.             | 90,90 mm  |
| 08-176700-10       | 791025-00-4 | Piston ring set  | Mercedes Benz 4 Cyl.             | 90,90 mm  |
| 08-176700-10       | 791026-00-5 | Piston ring set  | Mercedes Benz 5 Cyl.             | 90,90 mm  |
| 08-176707-00       | 791025-50-4 | Piston ring set  | Mercedes Benz 4 Cyl.             | 91,50 mm  |
| 08-176707-00       | 791026-50-5 | Piston ring set  | Mercedes Benz 5 Cyl.             | 91,50 mm  |
| 08-176707-10       | 791025-50-4 | Piston ring set  | Mercedes Benz 4 Cyl.             | 91,50 mm  |
| 08-176707-10       | 791026-50-5 | Piston ring set  | Mercedes Benz 5 Cyl.             | 91,50 mm  |
| 08-176800-10       | 791019-00-1 | Piston ring set  | Mercedes Benz 1 Cyl.             | 125,00 mm |
| 08-176800-20       | 791019-00-1 | Piston ring set  | Mercedes Benz 1 Cyl.             | 125,00 mm |
| 08-176900-10       | 791020-00-1 | Piston ring set  | Mercedes Benz 1 Cyl.             | 128,00 mm |
| 08-176907-10       | 791020-50-1 | Piston ring set  | Mercedes Benz 1 Cyl.             | 128,50 mm |
| 08-176911-10       | 791020-10-1 | Piston ring set  | Mercedes Benz 1 Cyl.             | 129,00 mm |
| 08-177400-00       | 791043-00-1 | Piston ring set  | Mercedes Benz 1 Cyl.             | 94,00 mm  |
| 08-177800-00       | 791526-00-1 | Piston ring set  | KHD 1 Cyl.                       | 120,00 mm |
| 08-177807-00       | 791526-50-1 | Piston ring set  | KHD 1 Cyl.                       | 120,50 mm |
| 08-177811-00       | 791526-10-1 | Piston ring set  | KHD 1 Cyl.                       | 121,00 mm |
| 08-178200-00       | 791031-00-1 | Piston ring set  | Mercedes Benz / FAP-Famos 1 Cyl. | 97,00 mm  |
| 08-178207-00       | 791044-00-1 | Piston ring set  | Mercedes Benz / FAP-Famos 1 Cyl. | 97,50 mm  |
| 08-178800-10       | 791030-00-1 | Piston ring set  | Mercedes Benz / FAP-Famos 1 Cyl. | 97,00 mm  |
| 08-178807-10       | 791030-10-1 | Piston ring set  | Mercedes Benz 1 Cyl.             | 98,00 mm  |
| 08-179300-10       | 791033-00-1 | Piston ring set  | Mercedes Benz / FAP-Famos 1 Cyl. | 128,00 mm |
| 08-179300-10       | 791287-00-1 | Piston ring set  | Mercedes Benz 1 Cyl.             | 128,00 mm |
| 08-179300-20       | 791033-00-1 | Piston ring set  | Mercedes Benz / FAP-Famos 1 Cyl. | 128,00 mm |
| 08-179400-00       | 791506-00-1 | Piston ring set  | KHD 1 Cyl.                       | 100,00 mm |
| 08-179407-00       | 791506-50-1 | Piston ring set  | KHD 1 Cyl.                       | 100,50 mm |
| 08-179411-00       | 791506-10-1 | Piston ring set  | KHD 1 Cyl.                       | 101,00 mm |
| 08-179500-00       | 791038-00-4 | Piston ring set  | Mercedes Benz 4 Cyl.             | 89,00 mm  |
| 08-179500-10       | 791038-00-4 | Piston ring set  | Mercedes Benz 4 Cyl.             | 89,00 mm  |
| 08-179507-10       | 791038-50-4 | Piston ring set  | Mercedes Benz 4 Cyl.             | 89,50 mm  |
| 08-179511-10       | 791038-10-4 | Piston ring set  | Mercedes Benz 4 Cyl.             | 90,00 mm  |
| 08-179700-10       | 791040-00-4 | Piston ring set  | Mercedes Benz 4 Cyl.             | 95,50 mm  |
| 08-179707-10       | 791040-50-4 | Piston ring set  | Mercedes Benz 4 Cyl.             | 96,00 mm  |
| 08-179711-10       | 791040-10-4 | Piston ring set  | Mercedes Benz 4 Cyl.             | 96,50 mm  |
| 08-181400-10       | 791038-00-4 | Piston ring set  | Mercedes Benz 4 Cyl.             | 89,00 mm  |
| 08-181407-10       | 791038-50-4 | Piston ring set  | Mercedes Benz 4 Cyl.             | 89,50 mm  |
| 08-181411-10       | 791038-10-4 | Piston ring set  | Mercedes Benz 4 Cyl.             | 90,00 mm  |
| 08-181700-00       | 791062-00-1 | Piston ring set  | Mercedes Benz 1 Cyl.             | 128,00 mm |
| 08-182400-10       | 791094-00-4 | Piston ring set  | Mercedes Benz 4 Cyl.             | 95,50 mm  |
| 08-182407-10       | 791094-50-4 | Piston ring set  | Mercedes Benz 4 Cyl.             | 96,00 mm  |
| 08-182500-10       | 791303-00-1 | Piston ring set  | DAF 1 Cyl.                       | 118,00 mm |
| 08-183000-00       | 791049-00-6 | Piston ring set  | Mercedes Benz 6 Cyl.             | 88,50 mm  |
| 08-183007-00       | 791049-50-6 | Piston ring set  | Mercedes Benz 6 Cyl.             | 89,00 mm  |
| 08-183200-00       | 791035-00-4 | Piston ring set  | Mercedes Benz 4 Cyl.             | 87,00 mm  |
| 08-183200-00       | 791036-00-5 | Piston ring set  | Mercedes Benz 5 Cyl.             | 87,00 mm  |
| 08-183207-00       | 791035-50-4 | Piston ring set  | Mercedes Benz 4 Cyl.             | 87,50 mm  |
| 08-183207-00       | 791036-50-5 | Piston ring set  | Mercedes Benz 5 Cyl.             | 87,50 mm  |
| 08-183300-00       | 791048-00-1 | Piston ring set  | Mercedes Benz 1 Cyl.             | 87,00 mm  |
| 08-183307-00       | 791048-50-1 | Piston ring set  | Mercedes Benz 1 Cyl.             | 87,50 mm  |
| 08-202400-10       | 792209-00-2 | Piston ring set  | Fordson 2 Cyl.                   | 111,76 mm |
| 08-206600-00       | 792114-00-4 | Piston ring set  | Ford 4 Cyl.                      | 90,80 mm  |
| 08-206800-00       | 790257-00-1 | Piston ring set  | New Holland 1 Cyl.               | 100,00 mm |

VERGLEICHSNUMMERN  
CROSS-REFERENCE  
FEDERAL MOGUL - SM

| Federal cross ref. | SM Ref.:    | Product Category | Manufacturer Type                                    | Bore dia. |
|--------------------|-------------|------------------|--|-----------|
| 08-206800-00       | 792050-00-1 | Piston ring set  | Fiat-Iveco 1 Cyl.                                    | 100,00 mm |
| 08-206800-40       | 790257-00-1 | Piston ring set  | New Holland 1 Cyl.                                   | 100,00 mm |
| 08-207000-00       | 795411-00-1 | Piston ring set  | Marelli / Fiat 1 Cyl. Air-Komp                       | 70,00 mm  |
| 08-207200-00       | 792051-00-1 | Piston ring set  | Fiat / UTB 1 Cyl.                                    | 95,00 mm  |
| 08-207500-00       | 792067-00-1 | Piston ring set  | Fiat 1 Cyl.  | 110,00 mm |
| 08-207600-00       | 792024-00-4 | Piston ring set  | Alfa / Fiat / Lancia / Seat 4 Cyl.                   | 84,00 mm  |
| 08-207800-10       | 792044-00-1 | Piston ring set  | Fiat-Iveco 1 Cyl.                                    | 137,00 mm |
| 08-207800-10       | 790256-00-1 | Piston ring set  | New Holland 1 Cyl.                                   | 137,00 mm |
| 08-207800-30       | 790256-00-1 | Piston ring set  | New Holland 1 Cyl.                                   | 137,00 mm |
| 08-207800-30       | 792065-00-1 | Piston ring set  | Fiat 1 Cyl.  | 137,00 mm |
| 08-209200-00       | 795150-00-1 | Piston ring set  | Volvo 1 Cyl.   | 104,77 mm |
| 08-209700-00       | 792045-00-4 | Piston ring set  | Fiat 4 Cyl.  | 86,40 mm  |
| 08-209708-00       | 792045-60-4 | Piston ring set  | Fiat 4 Cyl.  | 87,00 mm  |
| 08-214100-00       | 792118-00-4 | Piston ring set  | Ford 4 Cyl.  | 80,00 mm  |
| 08-214400-10       | 792060-00-4 | Piston ring set  | Fiat / Citroen / Renault / Seat 4 Cyl.               | 93,00 mm  |
| 08-214500-10       | 792052-00-4 | Piston ring set  | Fiat / Alfa / Iveco / Renault / RVI / Seat 4 Cyl.    | 93,00 mm  |
| 08-214500-10       | 794015-00-4 | Piston ring set  | RVI 4 Cyl.   | 93,00 mm  |
| 08-215200-10       | 792056-00-4 | Piston ring set  | Fiat 4 Cyl.  | 76,00 mm  |
| 08-215300-10       | 792024-00-4 | Piston ring set  | Alfa / Fiat / Lancia / Seat 4 Cyl.                   | 84,00 mm  |
| 08-215500-10       | 792119-00-4 | Piston ring set  | Ford 4 Cyl.  | 80,00 mm  |
| 08-215507-10       | 792119-50-4 | Piston ring set  | Ford 4 Cyl.  | 80,50 mm  |
| 08-227700-00       | 797642-00-4 | Piston ring set  | Honda 4 Cyl.   | 77,00 mm  |
| 08-241300-00       | 792703-00-1 | Piston ring set  | IHC-Case 1 Cyl.                                      | 87,31 mm  |
| 08-243600-00       | 792706-00-1 | Piston ring set  | IHC 1 Cyl.   | 98,43 mm  |
| 08-244500-00       | 790254-00-2 | Piston ring set  | New Holland 2 Cyl.                                   | 104,00 mm |
| 08-244500-00       | 792018-00-2 | Piston ring set  | Fiat / Iveco 2 Cyl.                                  | 104,00 mm |
| 08-245200-00       | 790255-00-4 | Piston ring set  | New Holland 4 Cyl.                                   | 93,00 mm  |
| 08-245200-00       | 792001-00-4 | Piston ring set  | Fiat / Renault / Alfa 4 Cyl.                         | 93,00 mm  |
| 08-245300-00       | 796001-00-1 | Piston ring set  | IFA 1 Cyl.   | 120,00 mm |
| 08-247600-00       | 793523-00-4 | Piston ring set  | Isuzu / Opel / Vauxhall / Bedford 4 Cyl.             | 88,00 mm  |
| 08-247800-00       | 792020-00-1 | Piston ring set  | Fiat 1 Cyl.  | 104,00 mm |
| 08-251000-00       | 795419-00-1 | Piston ring set  | Knorr 1 Cyl.   | 88,00 mm  |
| 08-267400-00       | 792650-00-1 | Piston ring set  | Lombardini 1 Cyl.                                    | 85,00 mm  |
| 08-267500-00       | 792652-00-1 | Piston ring set  | Lombardini 1 Cyl.                                    | 95,00 mm  |
| 08-267700-00       | 792655-00-1 | Piston ring set  | Lombardini 1 Cyl.                                    | 102,00 mm |
| 08-269700-00       | 792802-00-1 | Piston ring set  | VZ 2101-07 / 4 Cyl. 76,00 mm                         | 76,00 mm  |
| 08-269800-00       | 792803-00-4 | Piston ring set  | Lada 4 Cyl.  | 79,00 mm  |
| 08-269900-00       | 792804-00-4 | Piston ring set  | Lada 4 Cyl.  | 82,00 mm  |
| 08-269906-00       | 792804-40-4 | Piston ring set  | Lada 4 Cyl.  | 82,40 mm  |
| 08-269910-00       | 792804-80-4 | Piston ring set  | Lada 4 Cyl.  | 82,80 mm  |
| 08-270000-00       | 793723-00-4 | Piston ring set  | Peugeot/Fiat/Citroen/Rover/Lada/Suzuki 4 Cyl.        | 83,00 mm  |
| 08-270007-00       | 793723-50-4 | Piston ring set  | Peugeot/Fiat/Citroen/Rover/Lada 4 Cyl.               | 83,50 mm  |
| 08-273800-00       | 793213-00-1 | Piston ring set  | MWM 1 Cyl.   | 95,00 mm  |
| 08-279300-00       | 793118-00-1 | Piston ring set  | MAN 1 Cyl.   | 125,00 mm |
| 08-279600-00       | 793203-00-1 | Piston ring set  | MWM 1 Cyl.   | 105,00 mm |
| 08-280200-00       | 793107-00-1 | Piston ring set  | MAN 1 Cyl.   | 125,00 mm |
| 08-280400-10       | 793108-00-1 | Piston ring set  | MAN 1 Cyl.   | 125,00 mm |
| 08-282100-00       | 793116-00-1 | Piston ring set  | MAN 1 Cyl.   | 123,00 mm |
| 08-283100-00       | 793120-00-1 | Piston ring set  | MAN 1 Cyl.   | 128,00 mm |
| 08-283300-00       | 793103-00-2 | Piston ring set  | MAN 2 Cyl.   | 102,00 mm |
| 08-285900-00       | 793132-00-1 | Piston ring set  | MAN 1 Cyl.   | 108,00 mm |
| 08-286700-00       | 799608-00-4 | Piston ring set  | Toyota 4 Cyl.  | 75,00 mm  |
| 08-287500-00       | 791050-00-6 | Piston ring set  | Mercedes Benz 6 Cyl.                                 | 89,90 mm  |
| 08-287500-00       | 791065-00-4 | Piston ring set  | Mercedes Benz / Ssang Yong 4 Cyl.                    | 89,90 mm  |
| 08-289300-00       | 791083-00-1 | Piston ring set  | Mercedes Benz 1 Cyl.                                 | 102,00 mm |
| 08-289400-00       | 793142-00-1 | Piston ring set  | MAN 1 Cyl.   | 128,00 mm |
| 08-289600-00       | 791090-00-1 | Piston ring set  | Mercedes Benz 1 Cyl.                                 | 130,00 mm |
| 08-294900-00       | 799011-00-4 | Piston ring set  | Nissan 4 Cyl.  | 76,00 mm  |
| 08-305300-10       | 793523-00-4 | Piston ring set  | Isuzu / Opel / Vauxhall / Bedford 4 Cyl.             | 88,00 mm  |
| 08-305400-10       | 793527-00-4 | Piston ring set  | Opel / Bedford / Vauxhall 4 Cyl.                     | 92,00 mm  |
| 08-305600-00       | 793529-00-4 | Piston ring set  | Opel / Vauxhall 4 Cyl.                               | 80,00 mm  |
| 08-305900-10       | 793530-00-4 | Piston ring set  | Opel / Bedford / Vauxhall / Citroen / Renault 4 Cyl. | 80,00 mm  |
| 08-306700-00       | 793533-00-4 | Piston ring set  | Opel / Bedford / Vauxhall 4 Cyl.                     | 82,50 mm  |

**VERGLEICHNUMMERN  
CROSS-REFERENCE  
FEDERAL MOGUL - SM**

| Federal cross ref. | SM Ref.:    | Product Category | Manufacturer Type                                  | Bore dia. |
|--------------------|-------------|------------------|--|-----------|
| 08-306707-00       | 793533-50-4 | Piston ring set  | Opel / Bedford / Vauxhall 4 Cyl.                   | 83,00 mm  |
| 08-306800-00       | 793535-00-4 | Piston ring set  | Opel / Isuzu / Daewoo-Chevrolet / Saab 4 Cyl.      | 86,00 mm  |
| 08-306900-00       | 793538-00-4 | Piston ring set  | Opel / Daewoo / Vauxhall / GM 4 Cyl.               | 79,00 mm  |
| 08-307000-00       | 793503-00-4 | Piston ring set  | Opel / Isuzu / Vauxhall 4 Cyl.                     | 76,00 mm  |
| 08-307000-00       | 793503-00-4 | Piston ring set  | Opel / Isuzu / Vauxhall 4 Cyl.                     | 76,00 mm  |
| 08-307100-00       | 793526-00-4 | Piston ring set  | Opel / Vauxhall 4 Cyl.                             | 77,60 mm  |
| 08-307200-00       | 793534-00-4 | Piston ring set  | Opel / Daewoo / Vauxhall 4 Cyl.                    | 84,80 mm  |
| 08-307500-00       | 793501-00-4 | Piston ring set  | Opel / Vauxhall 4 Cyl.                             | 72,00 mm  |
| 08-307600-00       | 793540-00-4 | Piston ring set  | Opel / Isuzu / Vauxhall 4 Cyl.                     | 79,00 mm  |
| 08-307607-00       | 793540-50-4 | Piston ring set  | Opel / Isuzu / Vauxhall 4 Cyl.                     | 79,50 mm  |
| 08-307700-00       | 793541-00-2 | Piston ring set  | Opel / Daewoo / Vauxhall 2 Cyl.                    | 81,60 mm  |
| 08-307800-00       | 793551-00-4 | Piston ring set  | Opel / Vauxhall 4 Cyl.                             | 79,00 mm  |
| 08-313100-00       | 793606-00-1 | Piston ring set  | Perkins 1 Cyl.                                     | 91,48 mm  |
| 08-314600-00       | 793624-00-1 | Piston ring set  | Perkins / Fap-Famos 1 Cyl.                         | 91,48 mm  |
| 08-314900-10       | 793708-00-2 | Piston ring set  | Peugeot/ Ford/ Renault/ RVI/ Opel/ Volo/Aro 2 Cyl. | 90,00 mm  |
| 08-315000-10       | 793620-00-2 | Piston ring set  | Perkins / Leyland / RVI / Volvo 2 Cyl.             | 98,48 mm  |
| 08-316900-00       | 793707-00-2 | Piston ring set  | Peugeot / Fiat / Citroen / Renault / Talbot 2 Cyl. | 88,00 mm  |
| 08-317300-00       | 793701-00-4 | Piston ring set  | Citroen / Peugeot / Talbot 4 Cyl.                  | 70,00 mm  |
| 08-318700-10       | 793714-00-4 | Piston ring set  | DAF /Citroen /Ford /Peugeot /Aro /Ssangyong 4 Cyl. | 94,00 mm  |
| 08-318700-10       | 793714-40-4 | Piston ring set  | Peugeot 4 Cyl.                                     | 94,40 mm  |
| 08-318706-10       | 793714-40-4 | Piston ring set  | Peugeot 4 Cyl.                                     | 94,40 mm  |
| 08-318900-10       | 793626-00-2 | Piston ring set  | Chrysler / Leyland / Perkins 2 Cyl.                | 98,48 mm  |
| 08-319000-10       | 793627-00-1 | Piston ring set  | Perkins 1 Cyl.                                     | 98,48 mm  |
| 08-319400-00       | 793709-00-4 | Piston ring set  | Citroen / Peugeot 4 Cyl.                           | 72,00 mm  |
| 08-320200-10       | 793718-00-4 | Piston ring set  | DAF / Ford / Peugeot / Ssang Yong / Talbot 4 Cyl.  | 94,00 mm  |
| 08-320400-10       | 794413-00-1 | Piston ring set  | Porsche 1 Cyl.                                     | 100,00 mm |
| 08-321500-00       | 793530-00-4 | Piston ring set  | Opel /Bedford /Vauxhall /Citroen /Renault 4 Cyl.   | 80,00 mm  |
| 08-321500-00       | 793722-00-4 | Piston ring set  | Peugeot / Citroen / Renault 4 Cyl.                 | 80,00 mm  |
| 08-321500-00       | 793722-00-4 | Piston ring set  | Peugeot / Citroen / Renault 4 Cyl.                 | 80,00 mm  |
| 08-321507-00       | 793722-50-4 | Piston ring set  | Peugeot 4 Cyl.                                     | 80,50 mm  |
| 08-322400-00       | 793724-00-4 | Piston ring set  | Peugeot / Citroen 4 Cyl.                           | 83,00 mm  |
| 08-322700-00       | 793629-00-2 | Piston ring set  | Fiat / Iveco / Massey / Perkins 2 Cyl.             | 101,05 mm |
| 08-323400-00       | 793725-00-4 | Piston ring set  | Peugeot / Citroen / Fiat 4 Cyl.                    | 83,00 mm  |
| 08-323400-00       | 793765-00-4 | Piston ring set  | Citroen / Fiat / Peugeot                           | 83,00 mm  |
| 08-323600-00       | 797603-00-4 | Piston ring set  | Honda 4 Cyl.                                       | 80,00 mm  |
| 08-324300-00       | 793613-00-2 | Piston ring set  | Perkins / Chrysler 2 Cyl.                          | 100,00 mm |
| 08-325400-00       | 795413-00-1 | Piston ring set  | Bosch / Scania 1 Cyl.                              | 75,00 mm  |
| 08-325407-00       | 795413-50-1 | Piston ring set  | Bosch / Scania 1 Cyl.                              | 75,50 mm  |
| 08-325500-00       | 793729-00-4 | Piston ring set  | Peugeot / Fiat / Citroen / Suzuki 4 Cyl.           | 83,00 mm  |
| 08-325600-00       | 793614-00-2 | Piston ring set  | Perkins 2 Cyl.                                     | 100,00 mm |
| 08-325800-00       | 793726-00-4 | Piston ring set  | Peugeot / Citroen / Nissan / Rover 4 Cyl.          | 77,00 mm  |
| 08-326300-00       | 793740-00-4 | Piston ring set  | Peugeot / Fiat / Citroen / DAF 4 Cyl.              | 92,00 mm  |
| 08-333400-10       | 793807-00-4 | Piston ring set  | Renault / Dacia / DAF / Volvo 4 Cyl.               | 73,00 mm  |
| 08-333400-10       | 793826-00-4 | Piston ring set  | Renault 4 Cyl.                                     | 73,00 mm  |
| 08-333500-00       | 793809-00-4 | Piston ring set  | Renault / Dacia / Volvo 4 Cyl                      | 76,00 mm  |
| 08-334200-00       | 793817-00-4 | Piston ring set  | Renault / Citroen / Peugeot / Talbot 4 Cyl.        | 75,00 mm  |
| 08-334200-00       | 794102-00-4 | Piston ring set  | Talbot 4 Cyl.                                      | 75,00 mm  |
| 08-334300-00       | 793818-00-4 | Piston ring set  | Renault 4 Cyl.                                     | 79,00 mm  |
| 08-334400-00       | 793733-00-4 | Piston ring set  | Peugeot 4 Cyl.                                     | 88,00 mm  |
| 08-335000-10       | 793827-00-4 | Piston ring set  | Renault / Volvo 4 Cyl.                             | 78,00 mm  |
| 08-335800-00       | 794009-00-2 | Piston ring set  | RVI 2 Cyl.   | 102,00 mm |
| 08-335900-00       | 790422-00-1 | Piston ring set  | RVI 1 Cyl.   | 135,00 mm |
| 08-336300-00       | 793811-00-4 | Piston ring set  | Renault 4 Cyl.                                     | 88,00 mm  |
| 08-336400-00       | 793802-00-4 | Piston ring set  | Renault 4 Cyl.                                     | 75,80 mm  |
| 08-336500-00       | 793530-00-4 | Piston ring set  | Opel /Bedford /Vauxhall /Citroen /Renault 4 Cyl.   | 80,00 mm  |
| 08-336500-00       | 793722-00-4 | Piston ring set  | Peugeot / Citroen / Renault 4 Cyl.                 | 80,00 mm  |
| 08-336500-00       | 793829-00-4 | Piston ring set  | Renault / Opel 4 Cyl.                              | 80,00 mm  |
| 08-336507-00       | 793722-50-4 | Piston ring set  | Peugeot 4 Cyl.                                     | 80,50 mm  |
| 08-337000-00       | 793831-00-4 | Piston ring set  | Renault / Chrysler 4 Cyl.                          | 86,00 mm  |
| 08-337100-00       | 793808-00-4 | Piston ring set  | Renault / Chrysler 4 Cyl.                          | 86,00 mm  |
| 08-337300-00       | 793832-00-4 | Piston ring set  | Renault 4 Cyl.                                     | 74,00 mm  |
| 08-337400-00       | 793840-00-4 | Piston ring set  | Renault / Volvo 4 Cyl.                             | 82,70 mm  |
| 08-337500-00       | 790421-00-1 | Piston ring set  | RVI 1 Cyl.   | 120,00 mm |

**VERGLEICHSNUMMERN  
CROSS-REFERENCE  
FEDERAL MOGUL - SM**

| Federal cross ref. | SM Ref.:    | Product Category | Manufacturer Type                                  | Bore dia. |
|--------------------|-------------|------------------|--|-----------|
| 08-337700-00       | 793846-00-4 | Piston ring set  | Renault 4 Cyl.                                     | 82,70 mm  |
| 08-343500-10       | 793903-00-1 | Piston ring set  | Scania 1 Cyl.                                      | 115,00 mm |
| 08-347900-10       | 794011-00-1 | Piston ring set  | RVI 1 Cyl.   | 102,00 mm |
| 08-349200-00       | 794601-00-4 | Piston ring set  | Seat 4 Cyl.  | 75,00 mm  |
| 08-361900-00       | 795504-00-1 | Piston ring set  | Steyr 1 Cyl.                                       | 100,00 mm |
| 08-373800-00       | 790054-00-3 | Piston ring set  | Yanmar 3 Cyl.                                      | 92,00 mm  |
| 08-373800-00       | 799714-00-4 | Piston ring set  | Toyota / VW 4 Cyl.                                 | 92,00 mm  |
| 08-381100-00       | 795601-00-2 | Piston ring set  | UTB 2 Cyl.   | 108,00 mm |
| 08-399500-10       | 795108-00-2 | Piston ring set  | Volvo 2 Cyl.                                       | 130,18 mm |
| 08-399500-10       | 795108-00-1 | Piston ring set  | Volvo 1 Cyl.                                       | 130,18 mm |
| 08-401000-00       | 795426-00-1 | Piston ring set  | Air Compressor 1 Cyl.                              | 85,00 mm  |
| 08-403200-00       | 795406-00-1 | Piston ring set  | Westinghouse 1 Cyl.                                | 60,00 mm  |
| 08-403600-00       | 795405-00-1 | Piston ring set  | Westinghouse 1 Cyl.                                | 75,00 mm  |
| 08-404500-00       | 795403-00-1 | Piston ring set  | Westinghouse 1 Cyl.                                | 90,00 mm  |
| 08-405200-00       | 795018-00-4 | Piston ring set  | VW 4 Cyl.  | 76,50 mm  |
| 08-405207-00       | 795018-50-4 | Piston ring set  | VW 4 Cyl.  | 77,01 mm  |
| 08-405211-00       | 795018-10-4 | Piston ring set  | VW 4 Cyl.  | 77,51 mm  |
| 08-405600-10       | 795113-00-1 | Piston ring set  | Volvo 1 Cyl.                                       | 130,18 mm |
| 08-405600-20       | 795113-00-1 | Piston ring set  | Volvo 1 Cyl.                                       | 130,18 mm |
| 08-406200-00       | 795035-00-4 | Piston ring set  | VW 4 Cyl.  | 75,00 mm  |
| 08-408100-00       | 795127-00-4 | Piston ring set  | Volvo 4 Cyl.                                       | 96,00 mm  |
| 08-408600-00       | 795408-00-2 | Piston ring set  | Westinghouse 2 Cyl.                                | 63,50 mm  |
| 08-408700-00       | 795040-00-4 | Piston ring set  | VW 4 Cyl.  | 75,00 mm  |
| 08-420100-00       | 792040-00-1 | Piston ring set  | Fiat-Iveco 1 Cyl.                                  | 130,00 mm |
| 08-420108-00       | 792040-60-1 | Piston ring set  | Fiat / Iveco 1 Cyl.                                | 130,60 mm |
| 08-420900-00       | 791285-00-1 | Piston ring set  | Mercedes Benz 1 Cyl.                               | 130,00 mm |
| 08-421000-00       | 795041-00-5 | Piston ring set  | VW / Audi / Volvo / Seat / Skoda 5 Cyl.            | 81,00 mm  |
| 08-421600-00       | 792007-00-4 | Piston ring set  | Fiat / Mitsubishi / Peugeot 4 Cyl.                 | 95,80 mm  |
| 08-421700-00       | 791073-00-6 | Piston ring set  | Mercedes Benz 6 Cyl.                               | 83,20 mm  |
| 08-421800-00       | 790740-00-2 | Piston ring set  | BMW 2 Cyl.   | 84,00 mm  |
| 08-422000-00       | 793854-00-4 | Piston ring set  | Renault / Opel / Nissan / Vauxhall 4 Cyl.          | 84,00 mm  |
| 08-422100-00       | 793639-00-2 | Piston ring set  | Perkins 2 Cyl.                                     | 100,00 mm |
| 08-422200-00       | 790793-00-6 | Piston ring set  | BMW 6 Cyl.   | 80,00 mm  |
| 08-423000-00       | 793147-00-1 | Piston ring set  | MAN 1 Cyl.   | 120,00 mm |
| 08-423400-00       | 792172-00-4 | Piston ring set  | Ford / Mazda / Volvo / Isuzu 4 Cyl.                | 87,50 mm  |
| 08-424000-00       | 793758-00-4 | Piston ring set  | Citroen/Fiat/Mazda/Mini/Peugeot/Suzuki/Volvo 4 Cyl | 75,00 mm  |
| 08-425000-00       | 794014-00-4 | Piston ring set  | Fiat / RVI 4 Cyl.                                  | 93,00 mm  |
| 08-425300-00       | 790748-00-2 | Piston ring set  | BMW / VW 2 Cyl.                                    | 84,00 mm  |
| 08-425600-00       | 792096-00-4 | Piston ring set  | Fiat / Opel / Suzuki / Vauxhall 4 Cyl.             | 69,60 mm  |
| 08-425700-00       | 790748-00-2 | Piston ring set  | BMW / VW 2 Cyl.                                    | 84,00 mm  |
| 08-425800-00       | 793142-00-1 | Piston ring set  | MAN 1 Cyl.   | 128,00 mm |
| 08-426100-00       | 792150-00-4 | Piston ring set  | Ford 4 Cyl.  | 76,00 mm  |
| 08-426700-00       | 799691-00-4 | Piston ring set  | Toyota 4 Cyl.                                      | 79,00 mm  |
| 08-427000-00       | 791270-00-1 | Piston ring set  | Mercedes Benz 1 Cyl.                               | 128,00 mm |
| 08-427100-00       | 791252-00-3 | Piston ring set  | Mercedes Benz / Smart 3 Cyl.                       | 66,50 mm  |
| 08-427300-00       | 790736-00-4 | Piston ring set  | BMW 4 Cyl.   | 85,00 mm  |
| 08-427400-00       | 791256-00-2 | Piston ring set  | Mercedes Benz 2 Cyl.                               | 83,00 mm  |
| 08-427600-00       | 791098-00-4 | Piston ring set  | Mercedes Benz 4 Cyl.                               | 82,00 mm  |
| 08-427700-00       | 792068-00-4 | Piston ring set  | Citroen / Fiat / Ford / Jaguar / Peugeot 4 Cyl.    | 86,00 mm  |
| 08-427707-00       | 792068-50-4 | Piston ring set  | Citroen / Fiat / Ford / Jaguar / Peugeot 4 Cyl.    | 86,50 mm  |
| 08-427800-00       | 793559-00-4 | Piston ring set  | Opel / Vauxhall 4 Cyl.                             | 79,00 mm  |
| 08-428000-00       | 792037-00-1 | Piston ring set  | Fiat-Iveco 1 Cyl                                   | 135,00 mm |
| 08-428600-00       | 793128-00-1 | Piston ring set  | MAN 1 Cyl.   | 120,00 mm |
| 08-428700-00       | 791276-00-4 | Piston ring set  | Mercedes Benz 4 Cyl.                               | 88,00 mm  |
| 08-429300-00       | 792082-00-4 | Piston ring set  | Alfa / Chrysler / Fiat / Lancia 4 Cyl.             | 79,50 mm  |
| 08-43000-00        | 791531-00-1 | Piston ring set  | KHD / RVI / Volvo 1 Cyl.                           | 108,00 mm |
| 08-432200-00       | 790756-00-4 | Piston ring set  | BMW 4 Cyl.   | 84,00 mm  |
| 08-432300-00       | 795019-00-4 | Piston ring set  | Audi/Mitsubishi/Seat/Skoda/Volkswagen 4 Cyl.       | 81,00 mm  |
| 08-432300-10       | 795019-00-4 | Piston ring set  | Audi/Mitsubishi/Seat/Skoda/Volkswagen 4 Cyl.       | 81,00 mm  |
| 08-432400-00       | 793728-00-2 | Piston ring set  | Citroen / Jaguar / Land Rover / Peugeot 2 Cyl.     | 81,00 mm  |
| 08-432500-00       | 791316-00-1 | Piston ring set  | DAF 1 Cyl.   | 130,00 mm |
| 08-432700-00       | 792021-00-2 | Piston ring set  | Fiat 2 Cyl.  | 104,00 mm |
| 08-432800-00       | 793145-00-1 | Piston ring set  | MAN 1 Cyl.   | 128,00 mm |

VERGLEICHSNUMMERN  
CROSS-REFERENCE  
FEDERAL MOGUL - SM

| Federal cross ref. | SM Ref.:    | Product Category | Manufacturer Type                                 | Bore dia. |
|--------------------|-------------|------------------|---|-----------|
| 08-432900-00       | 795020-00-4 | Piston ring set  | Audi / Seat / Skoda / Volkswagen 4 Cyl.           | 79,50 mm  |
| 08-432907-00       | 795020-00-4 | Piston ring set  | Audi / Seat / Skoda / Volkswagen 4 Cyl.           | 79,50 mm  |
| 08-433100-00       | 795028-00-2 | Piston ring set  | Audi / VW 2 Cyl.                                  | 83,00 mm  |
| 08-433200-00       | 792095-00-4 | Piston ring set  | Alfa / Fiat / Lancia / Opel 4 Cyl.                | 72,00 mm  |
| 08-433600-00       | 793770-00-4 | Piston ring set  | Peugeot / Citroen / Ford / Toyota / Volvo 4 Cyl.  | 75,00 mm  |
| 08-433600-00       | 793770-50-4 | Piston ring set  | Peugeot / Citroen / Ford / Toyota / Volvo 4 Cyl.  | 75,50 mm  |
| 08-433900-00       | 795003-00-4 | Piston ring set  | VW 4 Cyl.   | 76,50 mm  |
| 08-433907-00       | 795003-50-4 | Piston ring set  | VW 4 Cyl.   | 77,00 mm  |
| 08-434100-00       | 792019-00-1 | Piston ring set  | Fiat 1 Cyl.                                       | 125,00 mm |
| 08-434300-00       | 795024-00-6 | Piston ring set  | Audi 6 cyl.                                       | 83,00 mm  |
| 08-434800-00       | 795424-00-1 | Piston ring set  | Air compressor / Ford / MAN 1Cyl.                 | 92,00 mm  |
| 08-435100-10       | 795057-00-2 | Piston ring set  | Audi / Seat / Skoda / Volkswagen 2 Cyl.           | 82,50 mm  |
| 08-435300-00       | 793559-00-4 | Piston ring set  | Opel / Vauxhall 4 Cyl.                            | 79,00 mm  |
| 08-436500-00       | 793509-00-4 | Piston ring set  | Alfa / Chrysler / Fiat / Opel / Suzuki / 4 Cyl.   | 83,00 mm  |
| 08-436700-00       | 791120-00-4 | Piston ring set  | Citroen/ Ford/ Jaguar/ Mitsubishi/ Peugeot 4 Cyl. | 85,00 mm  |
| 08-437000-00       | 792174-00-4 | Piston ring set  | Ford 4 Cyl.                                       | 82,50 mm  |
| 08-437300-00       | 795091-00-2 | Piston ring set  | Audi / Volkswagen 2 Cyl.                          | 84,50 mm  |
| 08-438300-00       | 792013-00-4 | Piston ring set  | Alfa Romeo/Chrysler/Fiat/Lancia/Opel 4 Cyl.       | 72,00 mm  |
| 08-438600-00       | 793548-00-4 | Piston ring set  | Opel / Daewoo 4 Cyl.                              | 76,50 mm  |
| 08-438800-00       | 790419-00-1 | Piston ring set  | RVI / Volvo 1 Cyl.                                | 123,00 mm |
| 08-439100-00       | 793772-00-2 | Piston ring set  | Citroen / Peugeot / Land Rover / Jaguar 2 Cyl.    | 84,00 mm  |
| 08-440000-00       | 799686-00-4 | Piston ring set  | Toyota 4 Cyl.                                     | 75,00 mm  |
| 08-440100-00       | 799015-00-4 | Piston ring set  | Nissan / Mitsubishi 4 Cyl.                        | 78,00 mm  |
| 08-440600-00       | 791278-00-1 | Piston ring set  | Mercedes Benz 1 Cyl.                              | 132,00 mm |
| 08-443100-00       | 793771-00-4 | Piston ring set  | Peugeot / Fiat / Citroen 4 Cyl.                   | 85,00 mm  |
| 08-500500-00       | 795123-00-1 | Piston ring set  | Volvo 1 Cyl.                                      | 120,65 mm |
| 08-500500-00       | 795123-00-2 | Piston ring set  | Volvo 2 Cyl.                                      | 120,65 mm |
| 08-501300-00       | 795132-00-1 | Piston ring set  | Volvo 1 Cyl.                                      | 130,18 mm |
| 08-501300-00       | 795132-00-2 | Piston ring set  | Volvo 2 Cyl.                                      | 130,18 mm |
| 08-501500-00       | 795009-00-5 | Piston ring set  | Audi / Volvo /Volkswagen 5 Cyl.                   | 81,00 mm  |
| 08-501507-00       | 795009-50-5 | Piston ring set  | Audi / Volvo / Volkswagen 5 Cyl.                  | 81,50 mm  |
| 08-501600-00       | 795120-00-1 | Piston ring set  | Volvo 1 Cyl.                                      | 120,65 mm |
| 08-501600-00       | 795120-00-2 | Piston ring set  | Volvo 2 Cyl.                                      | 120,65 mm |
| 08-501700-00       | 795180-00-2 | Piston ring set  | Volvo 2 Cyl.                                      | 130,18 mm |
| 08-501800-00       | 795052-00-2 | Piston ring set  | VW / Audi / Seat / Skoda 2 Cyl.                   | 82,50 mm  |
| 08-501807-00       | 795057-50-2 | Piston ring set  | Audi / Seat / Skoda / Volkswagen 2 Cyl.           | 83,00 mm  |
| 08-501900-00       | 795036-00-4 | Piston ring set  | VW / Audi 4 Cyl.                                  | 81,00 mm  |
| 08-501907-00       | 795036-50-4 | Piston ring set  | VW / Audi 4 Cyl.                                  | 81,50 mm  |
| 08-502100-00       | 795110-00-1 | Piston ring set  | Volvo 1 Cyl.                                      | 83,00 mm  |
| 08-502200-00       | 795001-00-4 | Piston ring set  | VW 4 Cyl.   | 75,00 mm  |
| 08-502300-00       | 795036-10-4 | Piston ring set  | VW / Audi 4 Cyl.                                  | 82,00 mm  |
| 08-502400-00       | 795004-00-4 | Piston ring set  | VW 4 Cyl.   | 76,50 mm  |
| 08-502407-00       | 795004-50-4 | Piston ring set  | VW 4 Cyl.   | 77,00 mm  |
| 08-502600-00       | 795129-00-1 | Piston ring set  | Volvo 1 Cyl.                                      | 120,65 mm |
| 08-502700-00       | 795130-00-1 | Piston ring set  | Volvo 1 Cyl.                                      | 104,77 mm |
| 08-502700-00       | 795130-00-2 | Piston ring set  | Volvo 2 Cyl.                                      | 104,77 mm |
| 08-502900-00       | 795069-00-4 | Piston ring set  | Audi / Seat / Skoda / Volkswagen 4 Cyl.           | 81,00 mm  |
| 08-502900-00       | 795074-00-4 | Piston ring set  | VW / Audi / Seat / Skoda 4 Cyl.                   | 81,00 mm  |
| 08-520200-00       | 794014-00-4 | Piston ring set  | Fiat / RVI 4 Cyl.                                 | 93,00 mm  |
| 08-520500-00       | 790622-00-4 | Piston ring set  | Rover 4 Cyl.                                      | 75,00 mm  |
| 08-520800-00       | 790820-00-1 | Piston ring set  | Cummins 1 Cyl.                                    | 117,47 mm |
| 08-522700-00       | 790623-00-4 | Piston ring set  | BLMC / Land Rover / Rover 4 Cyl.                  | 80,00 mm  |
| 08-525100-00       | 793604-00-1 | Piston ring set  | Perkins / Fordson 1 Cyl.                          | 91,48 mm  |
| 08-528300-00       | 792043-00-2 | Piston ring set  | Fiat 2 Cyl.                                       | 70,00 mm  |
| 08-529200-00       | 795436-00-1 | Piston ring set  | Air Compressor 1 Cyl.                             | 82,00 mm  |
| 08-529300-00       | 792085-00-5 | Piston ring set  | Fiat 5 Cyl.                                       | 82,00 mm  |
| 08-702300-00       | 790417-00-1 | Piston ring set  | RVI 1 Cyl.  | 135,00 mm |
| 08-702600-00       | 790716-00-4 | Piston ring set  | BMW 4 Cyl.  | 84,00 mm  |
| 08-702600-00       | 790717-00-6 | Piston ring set  | BMW 6 Cyl.  | 84,00 mm  |
| 08-702800-00       | 790707-00-6 | Piston ring set  | BMW 6 Cyl.  | 84,00 mm  |
| 08-704200-00       | 790703-00-4 | Piston ring set  | BMW 4 Cyl.  | 84,00 mm  |
| 08-704500-00       | 790701-00-2 | Piston ring set  | BMW / Opel / Rover / Vauxhall 2 Cyl.              | 80,00 mm  |
| 08-704500-00       | 790701-00-4 | Piston ring set  | BMW / BLMC / Opel / Rover 4 Cyl.                  | 80,00 mm  |

**VERGLEICHSNUMMERN  
CROSS-REFERENCE  
FEDERAL MOGUL - SM**

| Federal cross ref. | SM Ref.:    | Product Category | Manufacturer Type                            | Bore dia. |
|--------------------|-------------|------------------|--|-----------|
| 08-704500-00       | 790720-00-6 | Piston ring set  | BMW 6 Cyl.                                   | 80,00 mm  |
| 08-704700-00       | 790708-00-6 | Piston ring set  | BMW 6 Cyl.                                   | 84,00 mm  |
| 08-704700-00       | 790705-00-4 | Piston ring set  | BMW 4 Cyl.                                   | 84,00 mm  |
| 08-704800-00       | 790722-00-4 | Piston ring set  | BMW 4 Cyl.                                   | 84,00 mm  |
| 08-704900-00       | 790719-00-6 | Piston ring set  | BMW 6 Cyl.                                   | 80,00 mm  |
| 08-705000-00       | 790702-00-6 | Piston ring set  | BMW 6 Cyl.                                   | 80,00 mm  |
| 08-705200-00       | 790721-00-6 | Piston ring set  | BMW 6 Cyl.                                   | 84,00 mm  |
| 08-740000-00       | 791044-00-1 | Piston ring set  | Mercedes Benz / FAP-Famos 1 Cyl.             | 97,50 mm  |
| 08-740007-00       | 791031-10-1 | Piston ring set  | Mercedes Benz 1 Cyl.                         | 98,00 mm  |
| 08-740007-00       | 791044-50-1 | Piston ring set  | Mercedes Benz 1 Cyl.                         | 98,00 mm  |
| 08-740400-00       | 791532-00-1 | Piston ring set  | KHD 1 Cyl.                                   | 128,00 mm |
| 08-741000-00       | 791536-00-1 | Piston ring set  | KHD 1 Cyl.                                   | 95,00 mm  |
| 08-741100-00       | 791056-00-4 | Piston ring set  | Mercedes Benz 4 Cyl.                         | 92,00 mm  |
| 08-741200-00       | 795418-00-1 | Piston ring set  | Westinghouse 1 Cyl.                          | 85,00 mm  |
| 08-741200-00       | 795418-00-2 | Piston ring set  | Westinghouse 2 Cyl.                          | 85,00 mm  |
| 08-742500-00       | 795404-00-1 | Piston ring set  | Westinghouse 1 Cyl.                          | 75,00 mm  |
| 08-742600-00       | 795420-00-1 | Piston ring set  | Knorr 1 Cyl.                                 | 88,00 mm  |
| 08-743100-00       | 791016-00-5 | Piston ring set  | Mercedes Benz / Ssang Yong 5 Cyl.            | 89,00 mm  |
| 08-743100-00       | 791059-00-1 | Piston ring set  | Mercedes Benz / Ssang Yong 1 Cyl.            | 89,00 mm  |
| 08-743100-00       | 791059-00-4 | Piston ring set  | Mercedes Benz / Ssang Yong 4 Cyl.            | 89,00 mm  |
| 08-743107-00       | 791016-50-5 | Piston ring set  | Mercedes Benz / Ssang Yong 5 Cyl.            | 89,50 mm  |
| 08-743107-00       | 791059-50-1 | Piston ring set  | Mercedes Benz / Ssang Yong 1 Cyl.            | 89,50 mm  |
| 08-743107-00       | 791059-50-4 | Piston ring set  | Mercedes Benz / Ssang Yong 4 Cyl.            | 89,50 mm  |
| 08-743120-00       | 791059-70-1 | Piston ring set  | Mercedes Benz / Ssang Yong 1 Cyl.            | 89,70 mm  |
| 08-743120-00       | 791059-70-4 | Piston ring set  | Mercedes Benz / Ssang Yong 4 Cyl.            | 89,70 mm  |
| 08-743200-00       | 791060-00-1 | Piston ring set  | Mercedes Benz 1 Cyl.                         | 130,00 mm |
| 08-743400-00       | 791312-00-1 | Piston ring set  | DAF 1 Cyl.                                   | 130,00 mm |
| 08-744100-00       | 791538-00-1 | Piston ring set  | KHD 1 Cyl.                                   | 102,00 mm |
| 08-744200-00       | 791540-00-1 | Piston ring set  | KHD 1 Cyl.                                   | 102,00 mm |
| 08-744600-00       | 791539-00-1 | Piston ring set  | KHD 1 Cyl.                                   | 100,00 mm |
| 08-744700-00       | 791534-00-1 | Piston ring set  | KHD 1 Cyl.                                   | 102,00 mm |
| 08-744700-00       | 791561-00-1 | Piston ring set  | KHD 1 Cyl.                                   | 102,00 mm |
| 08-780000-00       | 792126-00-4 | Piston ring set  | Ford 4 Cyl.                                  | 86,20 mm  |
| 08-781900-00       | 790258-00-1 | Piston ring set  | New Holland 1 Cyl.                           | 100,00 mm |
| 08-782000-00       | 790259-00-1 | Piston ring set  | New Holland 1 Cyl.                           | 103,00 mm |
| 08-782000-00       | 792049-00-1 | Piston ring set  | Fiat 1 Cyl.                                  | 103,00 mm |
| 08-782700-00       | 792061-00-4 | Piston ring set  | Fiat 4 Cyl.                                  | 65,00 mm  |
| 08-783000-00       | 792033-00-1 | Piston ring set  | Fiat 1 Cyl.                                  | 137,00 mm |
| 08-783500-00       | 792105-00-4 | Piston ring set  | Ford / Opel 4 Cyl.                           | 82,50 mm  |
| 08-783600-00       | 792003-00-4 | Piston ring set  | Fiat 4 Cyl.                                  | 80,50 mm  |
| 08-783700-00       | 792009-00-4 | Piston ring set  | Citroen / Fiat / Lancia 4 Cyl.               | 86,40 mm  |
| 08-784100-00       | 792123-00-4 | Piston ring set  | Ford 4 Cyl.                                  | 68,70 mm  |
| 08-784200-00       | 792103-00-4 | Piston ring set  | Ford 4 Cyl.                                  | 86,00 mm  |
| 08-784800-00       | 792134-00-4 | Piston ring set  | Ford 4 Cyl.                                  | 93,67 mm  |
| 08-785000-00       | 792112-00-4 | Piston ring set  | Ford 4 Cyl.                                  | 74,00 mm  |
| 08-785007-00       | 792112-50-4 | Piston ring set  | Ford 4 Cyl.                                  | 74,50 mm  |
| 08-785200-00       | 792132-00-4 | Piston ring set  | Ford 4 Cyl.                                  | 82,50 mm  |
| 08-785300-00       | 790253-00-1 | Piston ring set  | New Holland 1 Cyl.                           | 120,00 mm |
| 08-785300-00       | 792028-00-2 | Piston ring set  | Fiat 2 Cyl.                                  | 120,00 mm |
| 08-786700-00       | 792081-00-4 | Piston ring set  | Fiat 4 Cyl.                                  | 80,50 mm  |
| 08-787000-00       | 790119-00-4 | Piston ring set  | Alfa Romeo 4 Cyl.                            | 82,00 mm  |
| 08-787000-00       | 792074-00-1 | Piston ring set  | Fiat 1 Cyl.                                  | 82,00 mm  |
| 08-854700-00       | 792090-00-4 | Piston ring set  | Fiat / Opel / Renault / Peugeot / RVI 4 Cyl. | 94,40 mm  |
| 08-960200-00       | 799413-00-4 | Piston ring set  | Suzuki 4 Cyl.                                | 65,50 mm  |
| 08-960800-00       | 793914-00-1 | Piston ring set  | Scania 1 Cyl.                                | 127,00 mm |
| 08-960900-00       | 793913-00-1 | Piston ring set  | Scania 1 Cyl.                                | 115,00 mm |
| 08-961300-00       | 793914-00-1 | Piston ring set  | Scania 1 Cyl.                                | 127,00 mm |
| 08-962500-00       | 793916-00-1 | Piston ring set  | Scania 1 Cyl.                                | 127,00 mm |
| 08-990100-00       | 795045-00-4 | Piston ring set  | VW / Audi / Seat / Skoda 4 Cyl.              | 79,50 mm  |
| 08-990100-00       | 795048-00-1 | Piston ring set  | VW / Ford / Audi / Seat / Skoda 1 Cyl.       | 79,50 mm  |
| 08-990107-00       | 795045-50-4 | Piston ring set  | VW / Audi / Seat / Skoda 4 Cyl.              | 80,00 mm  |
| 08-990107-00       | 795048-50-1 | Piston ring set  | VW / Ford / Audi 1 Cyl.                      | 80,00 mm  |
| 08-990111-00       | 795045-10-4 | Piston ring set  | VW / Audi / Seat / Skoda 4 Cyl.              | 80,50 mm  |



**VERGLEICHSNUMMERN  
CROSS-REFERENCE  
FEDERAL MOGUL - SM**

| Federal cross ref. | SM Ref.:    | Product Category             | Manufacturer Type                             | Bore dia. |
|--------------------|-------------|------------------------------|---|-----------|
| 08-990111-00       | 795048-10-1 | Piston ring set              | VW / Ford / Audi 1 Cyl.                       | 80,50 mm  |
| 08-990500-00       | 793907-00-1 | Piston ring set              | Scania 1 Cyl.                                 | 127,00 mm |
| 08-990707-00       | 795414-50-2 | Piston ring set              | Westinghouse 2 Cyl.                           | 75,50 mm  |
| 08-991400-00       | 795053-00-4 | Piston ring set              | VW / Audi 4 Cyl.                              | 82,50 mm  |
| 08-991407-00       | 795053-50-4 | Piston ring set              | VW / Audi 4 Cyl.                              | 83,00 mm  |
| 14-018002-00       | 952060-1    | Cylinder liner               | Fiat / Iveco                                  | 130,00 mm |
| 1402090000         | 953706-4    | Cylinder liner               | Citroen / Ford / Mazda / Mini / Peugeot       | 75,00 mm  |
| 14-021410-00       | 951303-1    | Cylinder liner               | DAF   | 130,00 mm |
| 14-025800-00       | 951067-1    | Cylinder Liner               | Mercedes Benz                                 | 97,00 mm  |
| 14-025801-00       | 951030-1    | Cylinder liner               | Mercedes Benz                                 | 97,00 mm  |
| 14-025890-00       | 951035-1    | Cylinder liner               | Mercedes Benz                                 | 128,00 mm |
| 14-026240-00       | 951026-4    | Cylinder liner               | Mercedes Benz                                 | 87,00 mm  |
| 14-026240-00       | 951040-4    | Cylinder liner               | Mercedes Benz                                 | 87,00 mm  |
| 14-027680-00       | 953137-1    | Cylinder liner               | MAN   | 108,00 mm |
| 14-027950-00       | 955008-4    | Cylinder liner               | Volkswagen                                    | 79,51 mm  |
| 14-028240-00       | 955001-1    | Cylinder liner               | Steyr / Sinotruk / Weichai                    | 126,00 mm |
| 14-400510-00       | 955102-1    | Cylinder liner               | Volvo   | 98,43 mm  |
| 14-450160-00       | 955133-1    | Cylinder liner               | Volvo   | 131,00 mm |
| 14-450370-00       | 953125-2    | Cylinder liner with seal set | MAN   | 125,00 mm |
| 14-450370-00       | 953125-1    | Cylinder liner               | MAN   | 125,00 mm |
| 14-450590-00       | 955134-1    | Cylinder liner               | Volvo   | 131,00 mm |
| 14-450590-00       | 955134-2    | Cylinder liner with seal set | Volvo   | 131,00 mm |
| 14-450630-00       | 953147-1    | Cylinder liner               | MAN   | 120,00 mm |
| 14-450630-00       | 953147-2    | Cylinder liner with seal set | MAN   | 120,00 mm |
| 14-451160-00       | 951046-1    | Cylinder liner               | Mercedes Benz                                 | 128,00 mm |
| 14-451160-00       | 951046-2    | Cylinder liner with seal set | Mercedes Benz                                 | 128,00 mm |
| 14-451660-00       | 951043-1    | Cylinder liner               | Mercedes Benz                                 | 125,00 mm |
| 14-451660-00       | 951043-2    | Cylinder liner with seal set | Mercedes Benz                                 | 125,00 mm |
| 14-452030-00       | 951044-1    | Cylinder liner               | Mercedes Benz                                 | 128,00 mm |
| 14-452920-00       | 953130-1    | Cylinder liner               | MAN   | 128,00 mm |
| 14-456980-00       | 951092-1    | Cylinder liner               | Mercedes Benz                                 | 128,00 mm |
| 14-456980-00       | 951092-2    | Cylinder liner with seal set | Mercedes Benz                                 | 128,00 mm |
| 14-480440-00       | 953813-1    | Cylinder liner               | RVI / Volvo                                   | 123,00 mm |
| 15-260050-00       | 952008-1    | Cylinder liner               | Fiat / Iveco                                  | 135,00 mm |
| 15-450630-00       | 953147-1    | Cylinder liner               | MAN   | 120,00 mm |
| 15-450630-00       | 953147-2    | Cylinder liner with seal set | MAN   | 120,00 mm |
| 15-458900-00       | 955103-1    | Cylinder liner               | Volvo   | 98,43 mm  |
| 15-480090-00       | 954012-1    | Cylinder liner               | RVI   | 102,00 mm |
| 87-104000-00       | 803705-00-1 | Piston                       | Peugeot                                       | 82,20 mm  |
| 87-104100-00       | 803817-00-1 | Piston                       | Renault / Nissan                              | 69,00 mm  |
| 87-109400-50       | 805080-00-1 | Piston                       | Volkswagen / Audi                             | 81,01 mm  |
| 87-109407-50       | 805080-50-1 | Piston                       | Volkswagen / Audi                             | 81,51 mm  |
| 87-109507-00       | 805010-50-1 | Piston                       | Volkswagen                                    | 77,01 mm  |
| 87-109807-10       | 805077-50-1 | Piston                       | Volkswagen                                    | 77,01 mm  |
| 87-109811-10       | 805077-10-1 | Piston                       | Volkswagen                                    | 77,51 mm  |
| 87-117900-00       | 801014-00-1 | Piston                       | Mercedes Benz                                 | 88,00 mm  |
| 87-117907-00       | 801014-50-1 | Piston                       | Mercedes Benz                                 | 88,50 mm  |
| 87-123200-10       | 805141-00-1 | Piston                       | Volvo   | 131,01 mm |
| 87-123200-40       | 805140-00-1 | Piston                       | Volvo   | 131,01 mm |
| 87-124000-30       | 802023-00-1 | Piston                       | Fiat/Alfa/Lancia/Opel/Saab/Suzuki/Vauxhall    | 82,00 mm  |
| 87-136400-00       | 801015-00-1 | Piston                       | Mercedes Benz                                 | 88,00 mm  |
| 87-136407-00       | 801015-50-1 | Piston                       | Mercedes Benz                                 | 88,50 mm  |
| 87-136500-00       | 803142-00-1 | Piston                       | MAN   | 108,00 mm |
| 87-137600-00       | 802021-00-1 | Piston                       | Fiat / Opel / Suzuki                          | 69,60 mm  |
| 87-138400-30       | 802026-00-1 | Piston                       | Fiat / Lancia                                 | 70,80 mm  |
| 87-139500-00       | 805029-00-1 | Piston                       | Audi / Mitsubishi / Seat / Skoda / Volkswagen | 81,01 mm  |
| 87-139500-30       | 805030-00-1 | Piston                       | Volkswagen                                    | 81,01 mm  |
| 87-139500-40       | 805031-00-1 | Piston                       | Volkswagen                                    | 81,01 mm  |
| 87-143800-00       | 803146-00-1 | Piston                       | MAN   | 128,00 mm |
| 87-143800-32       | 803145-00-1 | Piston                       | MAN   | 128,00 mm |
| 87-174300-00       | 801031-00-1 | Piston                       | Mercedes Benz                                 | 97,00 mm  |
| 87-174307-00       | 801031-50-1 | Piston                       | Mercedes Benz                                 | 97,50 mm  |
| 87-174311-00       | 801032-00-1 | Piston                       | Mercedes Benz                                 | 98,00 mm  |

VERGLEICHSNUMMERN  
CROSS-REFERENCE  
FEDERAL MOGUL - SM

| Federal cross ref. | SM Ref.:    | Product Category | Manufacturer Type                          | Bore dia. |
|--------------------|-------------|------------------|--|-----------|
| 87-176700-00       | 801061-00-1 | Piston           | Mercedes Benz                              | 90,90 mm  |
| 87-176900-00       | 801035-00-1 | Piston           | Mercedes Benz                              | 128,00 mm |
| 87-176900-52       | 801035-00-1 | Piston           | Mercedes Benz                              | 128,00 mm |
| 87-176907-00       | 801035-50-1 | Piston           | Mercedes Benz                              | 128,50 mm |
| 87-176911-00       | 801035-10-1 | Piston           | Mercedes Benz                              | 129,00 mm |
| 87-207800-00       | 802047-00-1 | Piston           | Fiat / IVECO                               | 137,00 mm |
| 87-252500-10       | 801511-00-1 | Piston           | KHD  | 91,00 mm  |
| 87-252507-10       | 801511-50-1 | Piston           | KHD  | 91,50 mm  |
| 87-280200-10       | 803127-00-1 | Piston           | MAN  | 125,00 mm |
| 87-283100-00       | 803134-00-1 | Piston           | MAN  | 128,00 mm |
| 87-283100-30       | 803130-00-1 | Piston           | MAN  | 128,00 mm |
| 87-287100-30       | 808802-00-1 | Piston           | Hyundai / Mitsubishi                       | 91,10 mm  |
| 87-288800-00       | 801068-00-1 | Piston           | Mercedes Benz                              | 97,50 mm  |
| 87-289300-10       | 801080-00-1 | Piston           | Mercedes Benz                              | 102,00 mm |
| 87-289600-00       | 801088-00-1 | Piston           | Mercedes Benz                              | 130,00 mm |
| 87-321500-10       | 803702-00-1 | Piston           | Peugeot                                    | 80,00 mm  |
| 87-325806-00       | 803726-00-1 | Piston           | Citroen / Nissan / Peugeot / Rover         | 77,00 mm  |
| 87-335000-00       | 803806-00-1 | Piston           | Renault                                    | 78,00 mm  |
| 87-335000-10       | 803805-00-1 | Piston           | Renault                                    | 78,00 mm  |
| 87-336500-00       | 803807-00-1 | Piston           | Renault                                    | 80,00 mm  |
| 87-404500-00       | 801037-00-1 | Piston           | Mercedes Benz                              | 90,00 mm  |
| 87-405500-10       | 805102-00-1 | Piston           | Volvo                                      | 98,43 mm  |
| 87-420100-00       | 802060-00-1 | Piston           | Fiat / Iveco                               | 130,00 mm |
| 87-420900-00       | 801087-00-1 | Piston           | Mercedes Benz                              | 130,00 mm |
| 87-422300-00       | 803818-00-1 | Piston           | Nissan / Renault                           | 80,00 mm  |
| 87-423000-00       | 803148-00-1 | Piston           | MAN  | 120,00 mm |
| 87-424000-00       | 803710-00-1 | Piston           | Peugeot/Mini/Volvo/Citroen/Ford/Fiat/Mazda | 75,00 mm  |
| 87-427800-00       | 803514-00-1 | Piston           | Opel / Vauxhall                            | 79,00 mm  |
| 87-428700-00       | 801065-00-1 | Piston           | Mercedes Benz                              | 88,00 mm  |
| 87-432200-00       | 800701-00-1 | Piston           | BMW  | 84,00 mm  |
| 87-432300-00       | 805027-00-1 | Piston           | Audi / Seat / Skoda / Volkswagen           | 81,01 mm  |
| 87-520200-00       | 802013-00-1 | Piston           | Fiat                                       | 93,00 mm  |
| 87-70511-STD       | 801035-00-1 | Piston           | Mercedes Benz                              | 128,00 mm |
| 87-70521-STDF      | 801035-00-1 | Piston           | Mercedes Benz                              | 128,00 mm |
| 87-72539-STD       | 801018-00-1 | Piston           | Mercedes Benz                              | 85,00 mm  |
| 87-72755-STD       | 802112-00-1 | Piston           | Ford                                       | 86,01 mm  |
| 87-740000-00       | 801076-00-1 | Piston           | Mercedes Benz                              | 97,50 mm  |
| 87-741200-10       | 801018-00-1 | Piston           | Mercedes Benz                              | 85,00 mm  |
| 87-743107-00       | 801071-50-1 | Piston           | Mercedes Benz / Ssang Yong                 | 89,50 mm  |
| 87-743400-00       | 801308-00-1 | Piston           | DAF  | 130,00 mm |
| 87-743400-74       | 801307-00-1 | Piston           | DAF  | 130,00 mm |
| 87-839500-52       | 802112-00-1 | Piston           | Ford                                       | 86,01 mm  |
| 87-877100-12       | 801018-00-1 | Piston           | Mercedes Benz                              | 85,00 mm  |
| 87-960200-00       | 809402-00-1 | Piston           | Bedford / Suzuki / Vauxhall                | 65,50 mm  |
| 87-960200-50       | 809402-50-1 | Piston           | Bedford / Suzuki / Vauxhall                | 66,00 mm  |
| 87-990100-40       | 805009-00-1 | Piston           | Volkswagen                                 | 79,51 mm  |
| 87-990107-10       | 805008-50-1 | Piston           | Volkswagen                                 | 80,01 mm  |
| 87-990107-40       | 805009-50-1 | Piston           | Volkswagen                                 | 80,01 mm  |
| 87-990111-40       | 805008-10-1 | Piston           | Volkswagen                                 | 80,51 mm  |
| 88-404500-00       | 811038-1    | Assembly         | Mercedes Benz / MAN                        | 90,00 mm  |
| 88-420900-00       | 811088-2    | Assembly         | Mercedes Benz                              | 130,00 mm |
| 89-136000-00       | 811099-2    | Assembly         | Mercedes Benz                              | 130,00 mm |
| 89-179300-05       | 811054-2    | Assembly         | Mercedes Benz                              | 128,00 mm |
| 89-179300-15       | 811050-2    | Assembly         | Mercedes Benz                              | 128,00 mm |
| 89-179300-80       | 811086-2    | Assembly         | Mercedes Benz                              | 128,00 mm |
| 89-179300-81       | 811048-2    | Assembly         | Mercedes Benz                              | 128,00 mm |
| 89-179300-91       | 811052-2    | Assembly         | Mercedes Benz                              | 128,00 mm |
| 89-181700-60       | 811046-2    | Assembly         | Mercedes Benz                              | 128,00 mm |
| 89-289600-00       | 811097-2    | Assembly         | Mercedes Benz                              | 130,00 mm |
| 89-405500-10       | 815102-2    | Assembly         | Volvo                                      | 98,43 mm  |
| 89-405500-30       | 815103-2    | Assembly         | Volvo                                      | 98,43 mm  |

**Vergleichsnummern Liste  
Miscellaneous - SM**

**Cross reference list  
Miscellaneous - SM**

**Liste d'équivalences  
Miscellaneous - SM**

**Lista de intercambios  
Miscellaneous - SM**

VERGLEICHNUMMERN  
CROSS-REFERENCE  
MISCELLANEOUS - SM

| Miscell cross ref. | Type | SM Ref.:    | Product Category | Manufacturer Type                                  | Bore dia. |
|--------------------|------|-------------|------------------|--|-----------|
| 7112780000         | NPR  | 801083-00-1 | Piston           | Smart 599 ccm                                      | 63,50 mm  |
| 7112782500         | NPR  | 801083-25-1 | Piston           | Smart 599 ccm                                      | 63,75 mm  |
| 7112785000         | NPR  | 801083-50-1 | Piston           | Smart 599 ccm                                      | 64,00 mm  |
| 7112800000         | NPR  | 801084-00-1 | Piston           | Smart 698 ccm                                      | 66,50 mm  |
| 7112802500         | NPR  | 801084-25-1 | Piston           | Smart 698 ccm                                      | 66,75 mm  |
| 7112805000         | NPR  | 801084-50-1 | Piston           | Smart 698 ccm                                      | 67,00 mm  |
| 7114010000         | NPR  | 801401-00-1 | Piston           | Chevrolet / Daewoo                                 | 68,50 mm  |
| 7114050000         | NPR  | 801405-00-1 | Piston           | Chevrolet / Daewoo                                 | 76,50 mm  |
| 7120850000         | NPR  | 802026-00-1 | Piston           | Fiat / Lancia                                      | 70,80 mm  |
| 7124490000         | NPR  | 802416-00-1 | Piston           | Hyundai / Mitsubishi                               | 91,10 mm  |
| 7124500000         | NPR  | 802417-00-1 | Piston           | Hyundai / Mitsubishi                               | 91,10 mm  |
| 7124510000         | NPR  | 802409-00-1 | Piston           | Hyundai  | 91,10 mm  |
| 7124540000         | NPR  | 805304-00-1 | Piston           | Hyundai / Kia                                      | 67,00 mm  |
| 7124550000         | NPR  | 802406-00-1 | Piston           | Hyundai  | 66,00 mm  |
| 7135590000         | NPR  | 803514-00-1 | Piston           | Opel / Vauxhall                                    | 79,00 mm  |
| 7188070000         | NPR  | 808802-00-1 | Piston           | Hyundai / Mitsubishi                               | 91,10 mm  |
| 7191670000         | NPR  | 809103-00-1 | Piston           | Nissan   | 99,20 mm  |
| 7191910000         | NPR  | 809106-00-1 | Piston           | Nissan   | 89,00 mm  |
| 7194130000         | NPR  | 809402-00-1 | Piston           | Bedford / Suzuki / Vauxhall                        | 65,50 mm  |
| 7194135000         | NPR  | 809402-50-1 | Piston           | Bedford / Suzuki / Vauxhall                        | 66,00 mm  |
| 7197590000         | NPR  | 809702-00-1 | Piston           | Toyota   | 99,50 mm  |
| 7238020000         | NPR  | 803846-00-1 | Piston           | Renault  | 75,80 mm  |
| 7238030000         | NPR  | 813847-4    | Assembly         | Renault  | 75,80 mm  |
| 7914000000         | NPR  | 791402-00-3 | Piston ring set  | Daewoo 3 Cyl.                                      | 68,50 mm  |
| 7914090000         | NPR  | 793521-00-4 | Piston ring set  | Chevrolet / Daewoo 4 Cyl.                          | 69,70 mm  |
| 7924000000         | NPR  | 795370-00-4 | Piston ring set  | Hyundai / Kia 4 Cyl.                               | 67,00 mm  |
| 7924020000         | NPR  | 792493-00-4 | Piston ring set  | Hyundai / Kia 4 Cyl.                               | 71,00 mm  |
| 7924530000         | NPR  | 797202-00-4 | Piston ring set  | Hyundai 4 Cyl.                                     | 66,00 mm  |
| 7924560000         | NPR  | 797212-00-4 | Piston ring set  | Hyundai 4 Cyl                                      | 100,00 mm |
| 7924570000         | NPR  | 797215-00-4 | Piston ring set  | Hyundai 4 Cyl                                      | 104,00 mm |
| 7953660000         | NPR  | 795370-00-4 | Piston ring set  | Hyundai / Kia 4 Cyl.                               | 67,00 mm  |
| 7970270000         | NPR  | 797026-00-4 | Piston ring set  | Daihatsu 4 Cyl.                                    | 76,00 mm  |
| 7973430000         | NPR  | 797342-00-1 | Piston ring set  | Hino / Kia 1 Cyl.                                  | 137,00 mm |
| 7973450000         | NPR  | 797342-00-1 | Piston ring set  | Hino / Kia 1 Cyl.                                  | 137,00 mm |
| 7973540000         | NPR  | 797353-00-1 | Piston ring set  | Hino 1 Cyl.  | 146,00 mm |
| 7974220000         | NPR  | 797421-00-1 | Piston ring set  | Hino 1 Cyl.  | 150,00 mm |
| 7976000000         | NPR  | 795011-00-4 | Piston ring set  | Audi/Kia /Honda /Hyundai /Seat / Skoda / VW 4 Cyl. | 71,00 mm  |
| 7976030000         | NPR  | 797668-00-4 | Piston ring set  | Honda 4 Cyl.                                       | 81,00 mm  |
| 7976090000         | NPR  | 797611-00-4 | Piston ring set  | Honda 4 Cyl.                                       | 72,00 mm  |
| 7976160000         | NPR  | 797642-00-4 | Piston ring set  | Honda 4 Cyl.                                       | 77,00 mm  |
| 7976440000         | NPR  | 797624-00-4 | Piston ring set  | Honda 4 Cyl.                                       | 81,00 mm  |
| 7976445000         | NPR  | 797624-50-4 | Piston ring set  | Honda 4 Cyl.                                       | 81,50 mm  |
| 7980360000         | NPR  | 798108-00-2 | Piston ring set  | Isuzu 2 Cyl.                                       | 100,00 mm |
| 7980390000         | NPR  | 798108-00-2 | Piston ring set  | Isuzu 2 Cyl.                                       | 100,00 mm |
| 7982030000         | NPR  | 798224-00-2 | Piston ring set  | Komatsu 2 Cyl.                                     | 105,00 mm |
| 7982210000         | NPR  | 798220-00-2 | Piston ring set  | Komatsu 2 Cyl.                                     | 95,00 mm  |
| 7985010000         | NPR  | 798657-00-4 | Piston ring set  | Mazda 4 Cyl.                                       | 86,00 mm  |
| 7985350000         | NPR  | 798529-00-4 | Piston ring set  | Mazda 4 Cyl.                                       | 86,00 mm  |
| 7985520000         | NPR  | 792172-00-4 | Piston ring set  | Ford / Mazda / Volvo / Isuzu 4 Cyl.                | 87,50 mm  |
| 7987460000         | NPR  | 798745-00-4 | Piston ring set  | Mitsubishi 4 Cyl.                                  | 85,00 mm  |
| 7987630000         | NPR  | 798740-00-4 | Piston ring set  | Mitsubishi 4 Cyl.                                  | 75,50 mm  |
| 7988070000         | NPR  | 792454-00-4 | Piston ring set  | Hyundai / Mitsubishi 4 Cyl.                        | 91,10 mm  |
| 7988210000         | NPR  | 798877-00-1 | Piston ring set  | Mitsubishi 1 Cyl.                                  | 118,00 mm |
| 7988390000         | NPR  | 798867-00-4 | Piston ring set  | Mitsubishi 4 Cyl.                                  | 104,00 mm |
| 7988440000         | NPR  | 798877-00-1 | Piston ring set  | Mitsubishi 1 Cyl.                                  | 118,00 mm |
| 7988780000         | NPR  | 798877-00-1 | Piston ring set  | Mitsubishi 1 Cyl.                                  | 118,00 mm |
| 7991290000         | NPR  | 799127-00-1 | Piston ring set  | Nissan 1 Cyl.                                      | 135,00 mm |
| 7991900000         | NPR  | 799035-00-4 | Piston ring set  | Mitsubishi / Nissan 4 Cyl.                         | 66,00 mm  |
| 7994020000         | NPR  | 799430-00-4 | Piston ring set  | Suzuki 4 Cyl.                                      | 75,00 mm  |
| 7994330000         | NPR  | 799434-00-3 | Piston ring set  | Suzuki 3 Cyl.                                      | 68,00 mm  |
| 7994370000         | NPR  | 799441-00-4 | Piston ring set  | Suzuki 4 Cyl.                                      | 72,00 mm  |
| 7996090000         | NPR  | 799608-00-4 | Piston ring set  | Toyota 4 Cyl.                                      | 75,00 mm  |
| 7996160000         | NPR  | 799600-00-4 | Piston ring set  | Toyota 4 Cyl.                                      | 69,00 mm  |
| 7996300000         | NPR  | 799628-00-4 | Piston ring set  | Toyota 4 Cyl.                                      | 81,00 mm  |

VERGLEICHNUMMERN  
CROSS-REFERENCE  
MISCELLANEOUS - SM

| Miscell cross ref. | Type | SM Ref.:    | Product Category | Manufacturer Type                                  | Bore dia. |
|--------------------|------|-------------|------------------|--|-----------|
| 7996840000         | NPR  | 799667-00-4 | Piston ring set  | Toyota 4 Cyl.                                      | 74,00 mm  |
| 7999260000         | NPR  | 799736-00-4 | Piston ring set  | Toyota 4 Cyl.                                      | 86,00 mm  |
| 7999265000         | NPR  | 799736-50-4 | Piston ring set  | Toyota 4 Cyl.                                      | 86,50 mm  |
| 8904210000         | NPR  | 790421-00-1 | Piston ring set  | RVI 1 Cyl.   | 120,00 mm |
| 8904230000         | NPR  | 790431-00-1 | Piston ring set  | RVI 1 Cyl.   | 123,00 mm |
| 8904240000         | NPR  | 790429-00-1 | Piston ring set  | RVI 1 Cyl.   | 123,85 mm |
| 8904250000         | NPR  | 790432-00-1 | Piston ring set  | RVI 1 Cyl.   | 123,00 mm |
| 8906090000         | NPR  | 790609-00-6 | Piston ring set  | BLMC / Rover 6 Cyl.                                | 81,00 mm  |
| 8908070000         | NPR  | 790817-00-1 | Piston ring set  | Cummins 1 Cyl.                                     | 114,00 mm |
| 8910110000         | NPR  | 791049-00-6 | Piston ring set  | Mercedes Benz 6 Cyl.                               | 88,50 mm  |
| 8910355000         | NPR  | 791035-50-4 | Piston ring set  | Mercedes Benz 4 Cyl.                               | 87,50 mm  |
| 8910450000         | NPR  | 791087-00-2 | Piston ring set  | Mercedes Benz 2 Cyl.                               | 125,00 mm |
| 8910490000         | NPR  | 791049-00-6 | Piston ring set  | Mercedes Benz 6 Cyl.                               | 88,50 mm  |
| 8910550000         | NPR  | 791090-00-1 | Piston ring set  | Mercedes Benz 1 Cyl.                               | 130,00 mm |
| 8911450000         | NPR  | 793562-00-4 | Piston ring set  | Opel / Citroen / Peugeot / Saab / Isuzu 4 Cyl.     | 86,00 mm  |
| 8912510000         | NPR  | 791251-00-3 | Piston ring set  | Mercedes Benz / Smart 3 Cyl.                       | 66,50 mm  |
| 8912512500         | NPR  | 791251-25-3 | Piston ring set  | Mercedes Benz / Smart 3 Cyl.                       | 66,75 mm  |
| 8912515000         | NPR  | 791251-50-3 | Piston ring set  | Mercedes Benz / Smart 3 Cyl.                       | 67,00 mm  |
| 8912520000         | NPR  | 791252-00-3 | Piston ring set  | Mercedes Benz / Smart 3 Cyl.                       | 66,50 mm  |
| 8912530000         | NPR  | 791040-00-4 | Piston ring set  | Mercedes Benz 4 Cyl.                               | 95,50 mm  |
| 8912690000         | NPR  | 791272-00-4 | Piston ring set  | Mercedes Benz 4 Cyl.                               | 82,00 mm  |
| 8912710000         | NPR  | 791271-00-2 | Piston ring set  | Mercedes Benz 2 Cyl.                               | 102,00 mm |
| 8912730000         | NPR  | 791273-00-3 | Piston ring set  | Mercedes Benz / Smart 3 Cyl.                       | 72,00 mm  |
| 8912740000         | NPR  | 791077-00-4 | Piston ring set  | Mercedes Benz 4 Cyl.                               | 88,00 mm  |
| 8912740000         | NPR  | 791089-00-1 | Piston ring set  | Mercedes Benz 1 Cyl.                               | 88,00 mm  |
| 8912745000         | NPR  | 791089-50-1 | Piston ring set  | Mercedes Benz 1 Cyl.                               | 88,50 mm  |
| 8912780000         | NPR  | 791281-00-3 | Piston ring set  | Mercedes Benz / Smart 3 Cyl.                       | 63,50 mm  |
| 8912782500         | NPR  | 791281-25-3 | Piston ring set  | Mercedes Benz / Smart 3 Cyl.                       | 63,75 mm  |
| 8912785000         | NPR  | 791281-50-3 | Piston ring set  | Mercedes Benz / Smart 3 Cyl.                       | 64,00 mm  |
| 8912790000         | NPR  | 791282-00-3 | Piston ring set  | Mercedes Benz / Smart 3 Cyl.                       | 66,50 mm  |
| 8912792500         | NPR  | 791282-25-3 | Piston ring set  | Mercedes Benz / Smart 3 Cyl.                       | 66,75 mm  |
| 8912795000         | NPR  | 791282-50-3 | Piston ring set  | Mercedes Benz / Smart 3 Cyl.                       | 67,00 mm  |
| 8912800000         | NPR  | 791267-00-3 | Piston ring set  | Mercedes Benz / Smart 3 Cyl.                       | 66,50 mm  |
| 8912802500         | NPR  | 791267-25-3 | Piston ring set  | Mercedes Benz / Smart 3 Cyl.                       | 66,75 mm  |
| 8912805000         | NPR  | 791267-50-3 | Piston ring set  | Mercedes Benz / Smart 3 Cyl.                       | 67,00 mm  |
| 8914020000         | NPR  | 791402-00-4 | Piston ring set  | Daewoo / Chevrolet / Renault 4 Cyl.                | 68,50 mm  |
| 8914050000         | NPR  | 791408-00-4 | Piston ring set  | Chevrolet / Daewoo / GM 4 Cyl.                     | 76,50 mm  |
| 8914060000         | NPR  | 793521-00-4 | Piston ring set  | Chevrolet / Daewoo 4 Cyl.                          | 69,70 mm  |
| 8915470000         | NPR  | 791562-00-1 | Piston ring set  | KHD 1 Cyl.   | 100,00 mm |
| 8915620000         | NPR  | 791554-00-2 | Piston ring set  | KHD 2 Cyl.   | 98,00 mm  |
| 8915630000         | NPR  | 791569-00-2 | Piston ring set  | KHD 2 Cyl.   | 101,00 mm |
| 8920170000         | NPR  | 792802-00-4 | Piston ring set  | Lada 4 Cyl.  | 76,00 mm  |
| 8920190000         | NPR  | 792071-00-4 | Piston ring set  | Alfa Romeo / Daewoo / Fiat / Lancia / Opel 4 Cyl.  | 69,60 mm  |
| 8920760000         | NPR  | 792019-00-1 | Piston ring set  | Fiat 1 Cyl.  | 125,00 mm |
| 8920870000         | NPR  | 792087-00-4 | Piston ring set  | Alfa Romeo / Fiat / Opel 4 Cyl.                    | 79,50 mm  |
| 8921610000         | NPR  | 792161-00-4 | Piston ring set  | Ford 4 Cyl.  | 93,67 mm  |
| 8924010000         | NPR  | 798770-00-4 | Piston ring set  | Mitsubishi / Hyundai 4 Cyl.                        | 86,50 mm  |
| 8924950000         | NPR  | 792610-00-1 | Piston ring set  | Hyundai / Kia 1 Cyl.                               | 83,00 mm  |
| 8924955000         | NPR  | 792610-50-1 | Piston ring set  | Hyundai / Kia 1 Cyl.                               | 83,50 mm  |
| 8931260000         | NPR  | 793141-00-1 | Piston ring set  | MAN 1 Cyl.   | 126,00 mm |
| 8931360000         | NPR  | 793147-00-1 | Piston ring set  | MAN 1 Cyl.   | 120,00 mm |
| 8935100000         | NPR  | 791413-00-4 | Piston ring set  | Chevrolet / Opel / Vauxhall 4 Cyl.                 | 72,50 mm  |
| 8935170000         | NPR  | 793511-00-4 | Piston ring set  | Opel / Saab 4 Cyl.                                 | 79,00 mm  |
| 8935350000         | NPR  | 793554-00-6 | Piston ring set  | Chrysler / Opel 6 Cyl.                             | 86,00 mm  |
| 8935700000         | NPR  | 793580-00-4 | Piston ring set  | Opel / Chevrolet / Vauxhall 4 Cyl.                 | 83,00 mm  |
| 8937280000         | NPR  | 793788-00-2 | Piston ring set  | Jaguar 2 Cyl.                                      | 81,00 mm  |
| 8937610000         | NPR  | 793772-00-2 | Piston ring set  | Citroen / Peugeot / Land Rover / Jaguar 2 Cyl.     | 84,00 mm  |
| 8937620000         | NPR  | 793770-00-4 | Piston ring set  | Peugeot / Citroen / Ford / Toyota / Volvo 4 Cyl.   | 75,00 mm  |
| 8937625000         | NPR  | 793770-50-4 | Piston ring set  | Peugeot / Citroen / Ford / Toyota / Volvo 4 Cyl.   | 75,50 mm  |
| 8937630000         | NPR  | 793758-00-4 | Piston ring set  | Citroen/Fiat/Mazda/Mini/Peugeot/Suzuki/Volvo 4 Cyl | 75,00 mm  |
| 8937650000         | NPR  | 793771-00-4 | Piston ring set  | Peugeot / Fiat / Citroen 4 Cyl.                    | 85,00 mm  |
| 8937660000         | NPR  | 793776-00-4 | Piston ring set  | Citroen / Peugeot 4 Cyl.                           | 85,00 mm  |
| 8937670000         | NPR  | 793749-00-4 | Piston ring set  | Peugeot/ Fiat/ Citroen/ Suzuki/ Ford/ Volvo 4 Cyl. | 85,00 mm  |
| 8937680000         | NPR  | 791120-00-4 | Piston ring set  | Citroen/ Ford/ Jaguar/ Mitsubishi/ Peugeot 4 Cyl.  | 85,00 mm  |

**VERGLEICHNUMMERN  
CROSS-REFERENCE  
MISCELLANEOUS - SM**

| Miscell cross ref. | Type | SM Ref.:    | Product Category | Manufacturer Type                                  | Bore dia. |
|--------------------|------|-------------|------------------|--|-----------|
| 8938520000         | NPR  | 791143-00-4 | Piston ring set  | Citroen/Nissan/Opel/Peugeot/Renault/Vauxhall 4 Cyl | 82,70 mm  |
| 8938570000         | NPR  | 793854-00-4 | Piston ring set  | Renault / Opel / Nissan / Vauxhall 4 Cyl.          | 84,00 mm  |
| 8938575000         | NPR  | 793854-50-4 | Piston ring set  | Renault / Opel / Nissan / Vauxhall 4 Cyl.          | 84,50 mm  |
| 8939110000         | NPR  | 793911-00-1 | Piston ring set  | Scania 1 Cyl.                                      | 127,00 mm |
| 8950130000         | NPR  | 795098-00-4 | Piston ring set  | Audi / Volkswagen 4 Cyl.                           | 81,00 mm  |
| 8950230000         | NPR  | 795086-00-6 | Piston ring set  | Audi / VW / Skoda 6 Cyl.                           | 78,30 mm  |
| 8950320000         | NPR  | 795018-00-4 | Piston ring set  | VW 4 Cyl.  | 76,50 mm  |
| 8950321000         | NPR  | 795018-10-4 | Piston ring set  | VW 4 Cyl.  | 77,51 mm  |
| 8950325000         | NPR  | 795018-50-4 | Piston ring set  | VW 4 Cyl.  | 77,01 mm  |
| 8950330000         | NPR  | 795033-00-6 | Piston ring set  | Audi / Volkswagen 6 Cyl.                           | 83,00 mm  |
| 8950600000         | NPR  | 795057-00-2 | Piston ring set  | Audi / Seat / Skoda / Volkswagen 2 Cyl.            | 82,50 mm  |
| 8950605000         | NPR  | 795057-50-2 | Piston ring set  | Audi / Seat / Skoda / Volkswagen 2 Cyl.            | 83,00 mm  |
| 8950700000         | NPR  | 795096-00-4 | Piston ring set  | Volkswagen / Seat / Skoda 4 Cyl.                   | 76,50 mm  |
| 8950705000         | NPR  | 795096-50-4 | Piston ring set  | VW / Seat / Skoda 4 Cyl.                           | 77,00 mm  |
| 8950820000         | NPR  | 795095-00-4 | Piston ring set  | Audi / Volkswagen 4 Cyl.                           | 84,50 mm  |
| 8950840000         | NPR  | 795060-00-2 | Piston ring set  | VW / Audi 2 Cyl.                                   | 76,50 mm  |
| 8950845000         | NPR  | 795060-50-2 | Piston ring set  | VW / Audi 2 Cyl.                                   | 77,00 mm  |
| 8951630000         | NPR  | 790432-00-1 | Piston ring set  | RVI 1 Cyl.   | 123,00 mm |
| 8951630000         | NPR  | 790419-00-1 | Piston ring set  | RVI / Volvo 1 Cyl.                                 | 123,00 mm |
| 8951640000         | NPR  | 795161-00-1 | Piston ring set  | RVI / Volvo 1 Cyl.                                 | 131,00 mm |
| 8954220000         | NPR  | 795403-00-1 | Piston ring set  | Westinghouse 1 Cyl.                                | 90,00 mm  |
| 8958190000         | NPR  | 795819-00-1 | Piston ring set  | Zetor Compressor 1 Cyl.                            | 65,00 mm  |
| 31019ZZ            | NPR  | 799130-00-1 | Piston ring set  | Nissan 1 Cyl.                                      | 135,00 mm |
| 71 3770 0000       | NPR  | 803751-00-1 | Piston           | Citroen / Peugeot                                  | 77,00 mm  |
| 79-1400            | NPR  | 791402-00-4 | Piston ring set  | Daewoo / Chevrolet / Renault 4 Cyl.                | 68,50 mm  |
| 79-14080000        | NPR  | 793549-00-4 | Piston ring set  | Opel / Saab / Daewoo / Chevrolet / Vauxhall 4 Cyl. | 80,50 mm  |
| 9-3905-00          | NPR  | 793562-00-4 | Piston ring set  | Opel / Citroen / Peugeot / Saab / Isuzu 4 Cyl.     | 86,00 mm  |
| 9-5086-00          | NPR  | 795086-00-6 | Piston ring set  | Audi / VW / Skoda 6 Cyl.                           | 78,30 mm  |
| 9-7205-00          | NPR  | 797205-00-4 | Piston ring set  | Hyundai 4 Cyl.                                     | 75,50 mm  |
| L16094BXD          | NPR  | 957304-1    | Cylinder liner   | HINO   | 139,00 mm |
| L16512BW           | NPR  | 957305-1    | Cylinder liner   | HINO   | 146,00 mm |
| L16555-TB          | NPR  | 957303-1    | Cylinder liner   | HINO   | 150,00 mm |
| L66008-DA          | NPR  | 958001-1    | Cylinder liner   | Isuzu  | 102,00 mm |
| SDG30002ZZ         | NPR  | 797212-00-4 | Piston ring set  | Hyundai 4 Cyl                                      | 100,00 mm |
| SDG30005ZX         | NPR  | 797215-00-4 | Piston ring set  | Hyundai 4 Cyl                                      | 104,00 mm |
| SDG30007ZZ         | NPR  | 792494-00-1 | Piston ring set  | Hyundai 1 Cyl.                                     | 135,00 mm |
| SDG30009ZX         | NPR  | 792454-00-4 | Piston ring set  | Hyundai / Mitsubishi 4 Cyl.                        | 91,10 mm  |
| SDG30022ZX         | NPR  | 792451-00-4 | Piston ring set  | Hyundai 4 Cyl.                                     | 91,10 mm  |
| SDG30048ZX         | NPR  | 792408-00-1 | Piston ring set  | Hyundai 1 Cyl.                                     | 133,00 mm |
| SDG30052ZZ         | NPR  | 792497-00-4 | Piston ring set  | Hyundai 4 Cyl.                                     | 87,00 mm  |
| SDH20018ZZ         | NPR  | 797337-00-1 | Piston ring set  | Hino 1 Cyl.  | 130,00 mm |
| SDH20023ZX         | NPR  | 797342-00-1 | Piston ring set  | Hino / Kia 1 Cyl.                                  | 137,00 mm |
| SDH20025ZX         | NPR  | 797342-00-1 | Piston ring set  | Hino / Kia 1 Cyl.                                  | 137,00 mm |
| SDH20028ZZ         | NPR  | 797342-00-1 | Piston ring set  | Hino / Kia 1 Cyl.                                  | 137,00 mm |
| SDH20052ZZ         | NPR  | 797346-00-1 | Piston ring set  | Hino 1 Cyl.  | 139,00 mm |
| SDH20059ZX         | NPR  | 797411-00-1 | Piston ring set  | Hino 1 Cyl.  | 137,00 mm |
| SDH20072ZY         | NPR  | 797416-00-1 | Piston ring set  | Hino 1 Cyl.  | 139,00 mm |
| SDI 10141 ZZ       | NPR  | 798080-00-4 | Piston ring set  | Isuzu 4 Cyl.                                       | 95,40 mm  |
| SDI10057ZZ         | NPR  | 798042-00-1 | Piston ring set  | Isuzu 1 Cyl.                                       | 102,00 mm |
| SDI10061ZX         | NPR  | 798106-00-2 | Piston ring set  | Isuzu 2 Cyl.                                       | 100,00 mm |
| SDI10066ZY         | NPR  | 798044-00-1 | Piston ring set  | Isuzu 1 Cyl.                                       | 102,00 mm |
| SDI10110ZZ         | NPR  | 798030-00-4 | Piston ring set  | Isuzu 4 Cyl.                                       | 93,00 mm  |
| SDI10143ZZ         | NPR  | 793503-00-4 | Piston ring set  | Opel / Isuzu / Vauxhall 4 Cyl.                     | 76,00 mm  |
| SDI10187ZZ         | NPR  | 798154-00-4 | Piston ring set  | Isuzu 4 Cyl.                                       | 93,00 mm  |
| SDI10188ZZ         | NPR  | 798103-00-4 | Piston ring set  | Isuzu 4 Cyl.                                       | 95,40 mm  |
| SDI10211ZZ         | NPR  | 798030-00-4 | Piston ring set  | Isuzu 4 Cyl.                                       | 93,00 mm  |
| SDK04009ZZ         | NPR  | 798224-00-2 | Piston ring set  | Komatsu 2 Cyl.                                     | 105,00 mm |
| SDK04010ZZ         | NPR  | 798204-00-4 | Piston ring set  | Komatsu 4 Cyl.                                     | 105,00 mm |
| SDK04015ZZ         | NPR  | 798214-00-1 | Piston ring set  | Komatsu 1 Cyl.                                     | 94,00 mm  |
| SDK04016ZX         | NPR  | 798222-00-2 | Piston ring set  | Komatsu 2 Cyl.                                     | 105,00 mm |
| SDK04017ZZ         | NPR  | 798224-00-2 | Piston ring set  | Komatsu 2 Cyl.                                     | 105,00 mm |
| SDK04018ZX         | NPR  | 798217-00-2 | Piston ring set  | Komatsu 2 Cyl.                                     | 95,00 mm  |
| SDK04019ZZ         | NPR  | 798218-00-2 | Piston ring set  | Komatsu 2 Cyl.                                     | 95,00 mm  |
| SDK04022ZZ         | NPR  | 798227-00-1 | Piston ring set  | Komatsu 1 Cyl.                                     | 125,00 mm |

**VERGLEICHNUMMERN  
CROSS-REFERENCE  
MISCELLANEOUS - SM**

| Miscell cross ref. | Type | SM Ref.:    | Product Category | Manufacturer Type           | Bore dia. |
|--------------------|------|-------------|------------------|-----------------------------|-----------|
| SDK04024ZZ         | NPR  | 798220-00-2 | Piston ring set  | Komatsu 2 Cyl.              | 95,00 mm  |
| SDK04025ZZ         | NPR  | 798220-00-2 | Piston ring set  | Komatsu 2 Cyl.              | 95,00 mm  |
| SDK04027ZX         | NPR  | 798200-00-2 | Piston ring set  | Komatsu 2 Cyl.              | 102,00 mm |
| SDK04031ZZ         | NPR  | 798229-00-4 | Piston ring set  | Komatsu 4 Cyl.              | 95,00 mm  |
| SDK04032Z          | NPR  | 798234-00-2 | Piston ring set  | Komatsu 2 Cyl.              | 95,00 mm  |
| SDK30001ZZ         | NPR  | 795360-00-4 | Piston ring set  | Kia 4 Cyl.                  | 94,50 mm  |
| SDK30006ZZ         | NPR  | 798600-00-4 | Piston ring set  | Kia / Ford 4 Cyl.           | 86,00 mm  |
| SDK30008ZZ         | NPR  | 795363-00-4 | Piston ring set  | Kia 4 Cyl.                  | 98,00 mm  |
| SDK30009ZZ         | NPR  | 795351-00-4 | Piston ring set  | KIA 4 Cyl.                  | 93,00 mm  |
| SDK30011ZX         | NPR  | 798656-00-4 | Piston ring set  | Mazda / Kia 4 Cyl.          | 86,00 mm  |
| SDK30023ZZ         | NPR  | 797342-00-1 | Piston ring set  | Hino / Kia 1 Cyl.           | 137,00 mm |
| SDM31007ZX         | NPR  | 798820-00-1 | Piston ring set  | Mitsubishi 1 Cyl.           | 110,00 mm |
| SDM31023ZY         | NPR  | 798823-00-1 | Piston ring set  | Mitsubishi 1 Cyl.           | 125,00 mm |
| SDM31028ZZ         | NPR  | 798830-00-1 | Piston ring set  | Mitsubishi 1 Cyl.           | 135,00 mm |
| SDM31038ZX         | NPR  | 792454-00-4 | Piston ring set  | Hyundai / Mitsubishi 4 Cyl. | 91,10 mm  |
| SDM31051ZX         | NPR  | 798877-00-1 | Piston ring set  | Mitsubishi 1 Cyl.           | 118,00 mm |
| SDM31075ZZ         | NPR  | 798867-00-4 | Piston ring set  | Mitsubishi 4 Cyl.           | 104,00 mm |
| SDM31087Y          | NPR  | 798853-00-1 | Piston ring set  | Mitsubishi 1 Cyl.           | 135,00 mm |
| SDM31104ZZ         | NPR  | 798858-00-4 | Piston ring set  | Mitsubishi 4 Cyl.           | 82,70 mm  |
| SDM31122ZZ         | NPR  | 798874-00-1 | Piston ring set  | Mitsubishi 1 Cyl.           | 110,00 mm |
| SDM31138ZZ         | NPR  | 797420-00-1 | Piston ring set  | Hino / Mitsubishi 1 Cyl.    | 146,00 mm |
| SDM31160ZZ         | NPR  | 798700-00-4 | Piston ring set  | Mitsubishi 4 Cyl.           | 91,10 mm  |
| SDN30133ZZ         | NPR  | 799148-00-4 | Piston ring set  | Nissan 4 Cyl.               | 84,50 mm  |
| SDN30152ZZ         | NPR  | 799167-00-4 | Piston ring set  | Nissan 4 Cyl.               | 99,20 mm  |
| SDN30164ZZ         | NPR  | 798957-00-4 | Piston ring set  | Nissan 4 Cyl.               | 99,20 mm  |
| SDN30165ZZ         | NPR  | 799165-00-4 | Piston ring set  | Nissan 4 Cyl.               | 96,00 mm  |
| SDN30180ZZ         | NPR  | 799131-00-4 | Piston ring set  | Nissan 4 Cyl.               | 86,00 mm  |
| SDN30182ZY         | NPR  | 799191-00-4 | Piston ring set  | Nissan 4 Cyl.               | 89,00 mm  |
| SDN30182ZZ         | NPR  | 799191-00-4 | Piston ring set  | Nissan 4 Cyl.               | 89,00 mm  |
| SDN30195ZZ         | NPR  | 799118-00-4 | Piston ring set  | Nissan 4 Cyl.               | 96,00 mm  |
| SDN31013ZY         | NPR  | 799127-00-1 | Piston ring set  | Nissan 1 Cyl.               | 135,00 mm |
| SDN31018ZZ         | NPR  | 799128-00-1 | Piston ring set  | Nissan 1 Cyl.               | 135,00 mm |
| SDN31031ZX         | NPR  | 799122-00-1 | Piston ring set  | Nissan 1 Cyl.               | 110,00 mm |
| SDN31056ZZ         | NPR  | 799158-00-4 | Piston ring set  | Nissan 4 Cyl.               | 96,00 mm  |
| SDT10058ZZ         | NPR  | 799716-00-4 | Piston ring set  | Toyota 4 Cyl.               | 95,00 mm  |
| SDT10089ZZ         | NPR  | 799714-00-4 | Piston ring set  | Toyota / VW 4 Cyl.          | 92,00 mm  |
| SDT10096ZX         | NPR  | 799736-00-4 | Piston ring set  | Toyota 4 Cyl.               | 86,00 mm  |
| SDT10137ZY         | NPR  | 799732-00-4 | Piston ring set  | Toyota 4 Cyl.               | 96,00 mm  |
| SDT10154ZZ         | NPR  | 799731-00-4 | Piston ring set  | Toyota 4 Cyl.               | 95,00 mm  |
| SDT10155ZZ         | NPR  | 799735-00-4 | Piston ring set  | Toyota 4 Cyl.               | 86,00 mm  |
| SDT10157ZZ         | NPR  | 799744-00-4 | Piston ring set  | Toyota 4 Cyl.               | 95,00 mm  |
| SDT10159ZZ         | NPR  | 799736-00-4 | Piston ring set  | Toyota 4 Cyl.               | 86,00 mm  |
| SDT10167ZZ         | NPR  | 799747-00-4 | Piston ring set  | Toyota 4 Cyl.               | 99,50 mm  |
| SDT10175ZY         | NPR  | 799745-00-4 | Piston ring set  | Toyota 4 Cyl.               | 96,00 mm  |
| SDT10180ZZ         | NPR  | 799742-00-4 | Piston ring set  | Toyota 4 Cyl.               | 92,00 mm  |
| SDT10222ZZ         | NPR  | 799614-00-4 | Piston ring set  | Toyota 4 Cyl.               | 75,00 mm  |
| SDT20059ZY         | NPR  | 798656-00-4 | Piston ring set  | Mazda / Kia 4 Cyl.          | 86,00 mm  |
| SDT20061ZY         | NPR  | 798652-00-4 | Piston ring set  | Mazda 4 Cyl.                | 93,00 mm  |
| SDT20068ZZ         | NPR  | 798657-00-4 | Piston ring set  | Mazda 4 Cyl.                | 86,00 mm  |
| SDT20084ZZ         | NPR  | 798657-00-4 | Piston ring set  | Mazda 4 Cyl.                | 86,00 mm  |
| SEN30099ZZ         | NPR  | 799059-00-4 | Piston ring set  | Nissan 4 Cyl.               | 80,50 mm  |
| SJH20062ZZ         | NPR  | 797353-00-1 | Piston ring set  | Hino 1 Cyl.                 | 146,00 mm |
| SJH20069ZZ         | NPR  | 797353-00-1 | Piston ring set  | Hino 1 Cyl.                 | 146,00 mm |
| SJH20076ZY         | NPR  | 797421-00-1 | Piston ring set  | Hino 1 Cyl.                 | 150,00 mm |
| SJH20077ZZ         | NPR  | 797420-00-1 | Piston ring set  | Hino / Mitsubishi 1 Cyl.    | 146,00 mm |
| SJH20080ZY         | NPR  | 797421-00-1 | Piston ring set  | Hino 1 Cyl.                 | 150,00 mm |
| SJI10062ZZ         | NPR  | 798108-00-2 | Piston ring set  | Isuzu 2 Cyl.                | 100,00 mm |
| SJI10065ZZ         | NPR  | 798045-00-2 | Piston ring set  | Isuzu 2 Cyl.                | 102,00 mm |
| SJI10073ZZ         | NPR  | 798072-00-1 | Piston ring set  | Isuzu 1 Cyl.                | 145,00 mm |
| SJI10121ZZ         | NPR  | 797936-00-4 | Piston ring set  | Isuzu 4 Cyl.                | 84,00 mm  |
| SJT10070ZZ         | NPR  | 799717-00-1 | Piston ring set  | Toyota 1 Cyl.               | 95,00 mm  |
| STD10152ZZ         | NPR  | 799734-00-4 | Piston ring set  | Toyota 4 Cyl.               | 86,00 mm  |
| SWC10001ZZ         | NPR  | 793554-00-6 | Piston ring set  | Chrysler / Opel 6 Cyl.      | 86,00 mm  |
| SWD 10031 ZZ       | NPR  | 797026-00-4 | Piston ring set  | Daihatsu 4 Cyl.             | 76,00 mm  |

VERGLEICHNUMMERN  
CROSS-REFERENCE  
MISCELLANEOUS - SM

| Miscell cross ref. | Type | SM Ref.:    | Product Category | Manufacturer Type                                  | Bore dia. |
|--------------------|------|-------------|------------------|--|-----------|
| SWD 10034 ZZ       | NPR  | 797026-00-4 | Piston ring set  | Daihatsu 4 Cyl.                                    | 76,00 mm  |
| SWD 10047 ZZ       | NPR  | 797035-00-3 | Piston ring set  | Daihatsu 3 Cyl.                                    | 72,00 mm  |
| SWD 10050 ZZ       | NPR  | 797038-00-4 | Piston ring set  | Daihatsu 4 Cyl.                                    | 72,00 mm  |
| SWD10024ZZ         | NPR  | 797016-00-3 | Piston ring set  | Daihatsu 3 Cyl.                                    | 76,00 mm  |
| SWD10036ZZ         | NPR  | 797025-00-3 | Piston ring set  | Daihatsu 3 Cyl.                                    | 76,00 mm  |
| SWD10041ZZ         | NPR  | 797034-00-3 | Piston ring set  | Daihatsu 3 Cyl.                                    | 72,00 mm  |
| SWD20002ZZ         | NPR  | 791401-00-3 | Piston ring set  | Daewoo 3 Cyl.                                      | 68,50 mm  |
| SWD20003ZZ         | NPR  | 793548-00-1 | Piston ring set  | Opel / Daewoo 1 Cyl.                               | 76,50 mm  |
| SWD20004ZZ         | NPR  | 793538-00-4 | Piston ring set  | Opel / Daewoo / Vauxhall / GM 4 Cyl.               | 79,00 mm  |
| SWD20005ZZ         | NPR  | 791402-00-4 | Piston ring set  | Daewoo / Chevrolet / Renault 4 Cyl.                | 68,50 mm  |
| SWD20011ZZ         | NPR  | 791402-00-3 | Piston ring set  | Daewoo 3 Cyl.                                      | 68,50 mm  |
| SWD20012ZZ         | NPR  | 793549-00-4 | Piston ring set  | Opel / Saab / Daewoo / Chevrolet / Vauxhall 4 Cyl. | 80,50 mm  |
| SWF20032ZZ         | NPR  | 799208-00-4 | Piston ring set  | Subaru 4 Cyl.                                      | 83,00 mm  |
| SWF30001ZZ         | NPR  | 790118-00-4 | Piston ring set  | Alfa Romeo / Ford 4 Cyl.                           | 83,00 mm  |
| SWF30003ZZ         | NPR  | 792175-00-6 | Piston ring set  | Ford 6 Cyl.  | 82,50 mm  |
| SWF30016ZZ         | NPR  | 792176-00-6 | Piston ring set  | Ford 6 Cyl.  | 89,00 mm  |
| SWF30017ZZ         | NPR  | 792171-00-4 | Piston ring set  | Ford 4 Cyl.  | 82,00 mm  |
| SWG10026ZZ         | NPR  | 791403-00-4 | Piston ring set  | Daewoo/GM 4 Cyl.                                   | 77,90 mm  |
| SWG10029ZZ         | NPR  | 793538-00-4 | Piston ring set  | Opel / Daewoo / Vauxhall / GM 4 Cyl.               | 79,00 mm  |
| SWG10030ZZ         | NPR  | 791408-00-4 | Piston ring set  | Chevrolet / Daewoo / GM 4 Cyl.                     | 76,50 mm  |
| SWG10033ZZ         | NPR  | 793521-00-4 | Piston ring set  | Chevrolet / Daewoo 4 Cyl.                          | 69,70 mm  |
| SWG10034ZZ         | NPR  | 791410-00-4 | Piston ring set  | Daewoo / Chevrolet 4 Cyl.                          | 73,80 mm  |
| SWG10035ZZ         | NPR  | 793549-00-4 | Piston ring set  | Opel / Saab / Daewoo / Chevrolet / Vauxhall 4 Cyl. | 80,50 mm  |
| SWG10041ZZ         | NPR  | 793546-00-4 | Piston ring set  | Opel / GM  | 75,00 mm  |
| SWG30016ZZ         | NPR  | 792452-00-4 | Piston ring set  | Hyundai 4 Cyl.                                     | 71,50 mm  |
| SWG30017ZX         | NPR  | 798751-00-4 | Piston ring set  | Hyundai 4 Cyl.                                     | 75,50 mm  |
| SWG30017ZZ         | NPR  | 797205-00-4 | Piston ring set  | Hyundai 4 Cyl.                                     | 75,50 mm  |
| SWG30018ZZ         | NPR  | 797202-00-4 | Piston ring set  | Hyundai 4 Cyl.                                     | 66,00 mm  |
| SWG30019ZZ         | NPR  | 792464-00-4 | Piston ring set  | Hyundai 4 Cyl.                                     | 75,50 mm  |
| SWG30021ZZ         | NPR  | 792466-00-4 | Piston ring set  | Hyundai 4 Cyl.                                     | 82,30 mm  |
| SWG30022ZZ         | NPR  | 792461-00-4 | Piston ring set  | Hyundai / Mitsubishi 4 Cyl.                        | 71,00 mm  |
| SWG30023ZZ         | NPR  | 792462-00-4 | Piston ring set  | Hyundai / Daewoo 4 Cyl.                            | 75,50 mm  |
| SWG30025 ZZ        | NPR  | 792459-00-4 | Piston ring set  | Hyundai 4 Cyl.                                     | 77,40 mm  |
| SWG30026ZZ         | NPR  | 792468-00-4 | Piston ring set  | Hyundai 4 Cyl.                                     | 85,00 mm  |
| SWG30027ZZ         | NPR  | 792469-00-4 | Piston ring set  | Hyundai 4 Cyl.                                     | 85,00 mm  |
| SWG30028ZY         | NPR  | 792458-00-4 | Piston ring set  | Hyundai 4 Cyl.                                     | 82,00 mm  |
| SWG30030ZZ         | NPR  | 792460-00-4 | Piston ring set  | Hyundai 4 Cyl.                                     | 76,50 mm  |
| SWG30031ZZ         | NPR  | 792455-00-4 | Piston ring set  | Hyundai 4 Cyl.                                     | 67,00 mm  |
| SWG30032ZZ         | NPR  | 792465-00-4 | Piston ring set  | Hyundai 4 Cyl.                                     | 81,50 mm  |
| SWG30034ZZ         | NPR  | 792477-00-4 | Piston ring set  | Hyundai 4 Cyl.                                     | 76,50 mm  |
| SWG30035ZZ         | NPR  | 792478-00-4 | Piston ring set  | Hyundai 4 Cyl.                                     | 75,50 mm  |
| SWG30036ZZ         | NPR  | 792479-00-4 | Piston ring set  | Hyundai 4 Cyl.                                     | 71,50 mm  |
| SWG30038ZZ         | NPR  | 795370-00-4 | Piston ring set  | Hyundai / Kia 4 Cyl.                               | 67,00 mm  |
| SWG30046ZZ         | NPR  | 792488-00-4 | Piston ring set  | Hyundai 4 Cyl.                                     | 77,00 mm  |
| SWG30051ZZ         | NPR  | 795370-00-4 | Piston ring set  | Hyundai / Kia 4 Cyl.                               | 67,00 mm  |
| SWG30058ZZ         | NPR  | 792493-00-4 | Piston ring set  | Hyundai / Kia 4 Cyl.                               | 71,00 mm  |
| SWH 30363 ZZ       | NPR  | 797626-00-4 | Piston ring set  | Honda 4 Cyl.                                       | 75,00 mm  |
| SWH30158ZZ         | NPR  | 797642-00-4 | Piston ring set  | Honda 4 Cyl.                                       | 77,00 mm  |
| SWH30162ZZ         | NPR  | 797611-00-4 | Piston ring set  | Honda 4 Cyl.                                       | 72,00 mm  |
| SWH30183ZZ         | NPR  | 797642-00-4 | Piston ring set  | Honda 4 Cyl.                                       | 77,00 mm  |
| SWH30184ZY         | NPR  | 797631-00-4 | Piston ring set  | Honda 4 Cyl.                                       | 72,00 mm  |
| SWH30219ZZ         | NPR  | 797628-00-4 | Piston ring set  | Honda 4 Cyl.                                       | 72,00 mm  |
| SWH30251ZZ         | NPR  | 797617-00-4 | Piston ring set  | Honda 4 Cyl.                                       | 80,00 mm  |
| SWH30362ZZ         | NPR  | 797640-00-4 | Piston ring set  | Honda 4 Cyl.                                       | 75,00 mm  |
| SWH30365ZZ         | NPR  | 797635-00-4 | Piston ring set  | Honda 4 Cyl.                                       | 75,00 mm  |
| SWH30369ZZ         | NPR  | 797647-00-6 | Piston ring set  | Honda 6 Cyl.                                       | 84,00 mm  |
| SWH30382ZZ         | NPR  | 797636-00-4 | Piston ring set  | Honda 4 Cyl.                                       | 75,00 mm  |
| SWH30423ZZ         | NPR  | 797637-00-4 | Piston ring set  | Honda 4 Cyl.                                       | 75,00 mm  |
| SWH30440ZZ         | NPR  | 797638-00-4 | Piston ring set  | Honda 4 Cyl.                                       | 75,00 mm  |
| SWH30445ZZ         | NPR  | 797639-00-4 | Piston ring set  | Honda 4 Cyl.                                       | 75,00 mm  |
| SWH30473ZZ         | NPR  | 795011-00-4 | Piston ring set  | Audi/Kia /Honda /Hyundai /Seat / Skoda / VW 4 Cyl. | 71,00 mm  |
| SWH30474ZZ         | NPR  | 797660-00-4 | Piston ring set  | Honda 4 Cyl.                                       | 73,00 mm  |
| SWH30484ZY         | NPR  | 797668-00-4 | Piston ring set  | Honda 4 Cyl.                                       | 81,00 mm  |
| SWI10056ZZ         | NPR  | 797936-00-4 | Piston ring set  | Isuzu 4 Cyl.                                       | 84,00 mm  |



VERGLEICHNUMMERN  
CROSS-REFERENCE  
MISCELLANEOUS - SM

| Miscell cross ref. | Type | SM Ref.:    | Product Category | Manufacturer Type                              | Bore dia. |
|--------------------|------|-------------|------------------|--|-----------|
| SWI10149ZZ         | NPR  | 797926-00-4 | Piston ring set  | Isuzu 4 Cyl.                                   | 80,00 mm  |
| SWI10195ZZ         | NPR  | 797929-00-4 | Piston ring set  | Isuzu 4 Cyl.                                   | 89,00 mm  |
| SWI10205ZX         | NPR  | 793535-00-4 | Piston ring set  | Opel / Isuzu / Daewoo-Chevrolet / Saab 4 Cyl.  | 86,00 mm  |
| SWI10206ZZ         | NPR  | 793562-00-4 | Piston ring set  | Opel / Citroen / Peugeot / Saab / Isuzu 4 Cyl. | 86,00 mm  |
| SWK30017ZZ         | NPR  | 798513-00-4 | Piston ring set  | Mazda / Kia 4 Cyl.                             | 71,00 mm  |
| SWK30019ZZ         | NPR  | 795355-00-4 | Piston ring set  | Kia 4 Cyl.                                     | 75,50 mm  |
| SWK30020ZZ         | NPR  | 798520-00-4 | Piston ring set  | Mazda / Ford / Kia 4 Cyl.                      | 78,00 mm  |
| SWK30022ZZ         | NPR  | 798535-00-4 | Piston ring set  | Mazda / Kia 4 Cyl.                             | 86,00 mm  |
| SWK30025ZZ         | NPR  | 795356-00-6 | Piston ring set  | KIA 6 Zyl.                                     | 80,00 mm  |
| SWK30026ZZ         | NPR  | 798532-00-4 | Piston ring set  | Mazda / Kia 4 Cyl.                             | 78,00 mm  |
| SWK30027ZZ         | NPR  | 795369-00-4 | Piston ring set  | Kia 4 Cyl.                                     | 78,00 mm  |
| SWM 31076 ZZ       | NPR  | 798740-00-4 | Piston ring set  | Mitsubishi 4 Cyl.                              | 75,50 mm  |
| SWM 31085 ZZ       | NPR  | 798742-00-4 | Piston ring set  | Mitsubishi 4 Cyl.                              | 81,00 mm  |
| SWM 31127 ZZ       | NPR  | 798766-00-4 | Piston ring set  | Mitsubishi 4 Cyl.                              | 76,00 mm  |
| SWM31009ZZ         | NPR  | 798705-00-2 | Piston ring set  | Mitsubishi 2 Cyl.                              | 70,00 mm  |
| SWM31016ZZ         | NPR  | 798711-00-4 | Piston ring set  | Mitsubishi / Hyundai 4 Cyl.                    | 73,00 mm  |
| SWM31024ZZ         | NPR  | 798712-00-4 | Piston ring set  | Mitsubishi 4 Cyl.                              | 73,00 mm  |
| SWM31037ZZ         | NPR  | 798735-00-4 | Piston ring set  | Mitsubishi / Hyundai 4 Cyl.                    | 86,50 mm  |
| SWM31045ZZ         | NPR  | 798735-00-4 | Piston ring set  | Mitsubishi / Hyundai 4 Cyl.                    | 86,50 mm  |
| SWM31048ZZ         | NPR  | 798745-00-4 | Piston ring set  | Mitsubishi 4 Cyl.                              | 85,00 mm  |
| SWM31049ZZ         | NPR  | 798744-00-4 | Piston ring set  | Mitsubishi 4 Cyl.                              | 82,30 mm  |
| SWM31058ZZ         | NPR  | 798743-00-4 | Piston ring set  | Mitsubishi 4 Cyl.                              | 81,50 mm  |
| SWM31062ZY         | NPR  | 792461-00-4 | Piston ring set  | Hyundai / Mitsubishi 4 Cyl.                    | 71,00 mm  |
| SWM31064ZZ         | NPR  | 798717-00-2 | Piston ring set  | Mitsubishi 2 Cyl.                              | 76,00 mm  |
| SWM31071ZZ         | NPR  | 798745-00-4 | Piston ring set  | Mitsubishi 4 Cyl.                              | 85,00 mm  |
| SWM31072ZZ         | NPR  | 798747-00-4 | Piston ring set  | Mitsubishi 4 Cyl.                              | 86,50 mm  |
| SWM31079ZZ         | NPR  | 798768-00-4 | Piston ring set  | Mitsubishi 4 Cyl.                              | 81,00 mm  |
| SWM31082ZX         | NPR  | 798758-00-4 | Piston ring set  | Mitsubishi 4 Cyl.                              | 71,00 mm  |
| SWM31103ZZ         | NPR  | 798752-00-4 | Piston ring set  | Mitsubishi 4 Cyl.                              | 85,00 mm  |
| SWM31116ZZ         | NPR  | 798770-00-4 | Piston ring set  | Mitsubishi / Hyundai 4 Cyl.                    | 86,50 mm  |
| SWM31141ZZ         | NPR  | 798777-00-4 | Piston ring set  | Mitsubishi 4 Cyl.                              | 71,00 mm  |
| SWN30052ZZ         | NPR  | 799011-00-4 | Piston ring set  | Nissan 4 Cyl.                                  | 76,00 mm  |
| SWN30057ZY         | NPR  | 799012-00-4 | Piston ring set  | Nissan 4 Cyl.                                  | 76,00 mm  |
| SWN30095ZZ         | NPR  | 799006-00-4 | Piston ring set  | Nissan 4 Cyl.                                  | 73,00 mm  |
| SWN30097           | NPR  | 799058-00-4 | Piston ring set  | Nissan 4 Cyl.                                  | 76,00 mm  |
| SWN30104ZZ         | NPR  | 799075-00-4 | Piston ring set  | Nissan 4 Cyl.                                  | 76,00 mm  |
| SWN30110ZZ         | NPR  | 799067-00-4 | Piston ring set  | Nissan 4 Cyl.                                  | 71,00 mm  |
| SWN30128ZZ         | NPR  | 799070-00-4 | Piston ring set  | Nissan 4 Cyl.                                  | 72,00 mm  |
| SWN30130ZZ         | NPR  | 799078-00-6 | Piston ring set  | Nissan 6 Cyl.                                  | 76,00 mm  |
| SWN30130ZZ         | NPR  | 799008-00-4 | Piston ring set  | Nissan 4 Cyl.                                  | 76,00 mm  |
| SWN30135ZZ         | NPR  | 799068-00-4 | Piston ring set  | Nissan 4 Cyl.                                  | 71,00 mm  |
| SWN30142ZY         | NPR  | 799083-00-4 | Piston ring set  | Nissan 4 Cyl.                                  | 80,00 mm  |
| SWN30157ZZ         | NPR  | 799195-00-6 | Piston ring set  | Nissan 6 Cyl.                                  | 78,00 mm  |
| SWN30196ZZ         | NPR  | 799015-00-4 | Piston ring set  | Nissan / Mitsubishi 4 Cyl.                     | 78,00 mm  |
| SWS 20199ZZ        | NPR  | 799435-00-4 | Piston ring set  | Suzuki 4 Cyl.                                  | 78,00 mm  |
| SWS20106ZZ         | NPR  | 799413-00-4 | Piston ring set  | Suzuki 4 Cyl.                                  | 65,50 mm  |
| SWS20120ZZ         | NPR  | 799415-00-3 | Piston ring set  | Suzuki 3 Cyl.                                  | 68,50 mm  |
| SWS20178ZZ         | NPR  | 799431-00-4 | Piston ring set  | Suzuki 4 Cyl.                                  | 84,00 mm  |
| SWS20185ZZ         | NPR  | 799428-00-3 | Piston ring set  | Suzuki 3 Cyl.                                  | 74,00 mm  |
| SWS20190ZZ         | NPR  | 799430-00-4 | Piston ring set  | Suzuki 4 Cyl.                                  | 75,00 mm  |
| SWS20196ZZ         | NPR  | 799432-00-4 | Piston ring set  | Suzuki 4 Cyl.                                  | 78,00 mm  |
| SWS20200ZZ         | NPR  | 799434-00-3 | Piston ring set  | Suzuki 3 Cyl.                                  | 68,00 mm  |
| SWS20205ZZ         | NPR  | 799425-00-4 | Piston ring set  | Suzuki 4 Cyl.                                  | 71,00 mm  |
| SWS20206ZZ         | NPR  | 799434-00-4 | Piston ring set  | Suzuki 4 Cyl.                                  | 68,00 mm  |
| SWS20216ZZ         | NPR  | 799403-00-4 | Piston ring set  | Suzuki 4 Cyl.                                  | 84,00 mm  |
| SWS20221ZZ         | NPR  | 799440-00-3 | Piston ring set  | Suzuki 3 Cyl.                                  | 68,50 mm  |
| SWT 10156 ZZ       | NPR  | 799671-00-4 | Piston ring set  | Toyota 4 Cyl.                                  | 81,00 mm  |
| SWT 20033ZZ        | NPR  | 798512-00-4 | Piston ring set  | Mazda 4 Cyl.                                   | 73,00 mm  |
| SWT 20063 ZZ       | NPR  | 798532-00-4 | Piston ring set  | Mazda / Kia 4 Cyl.                             | 78,00 mm  |
| SWT 20066 ZZ       | NPR  | 798536-00-4 | Piston ring set  | Mazda 4 Cyl.                                   | 83,00 mm  |
| SWT 20078 ZZ       | NPR  | 798538-00-4 | Piston ring set  | Mazda 4 Cyl.                                   | 83,00 mm  |
| SWT 20080 ZZ       | NPR  | 798542-00-4 | Piston ring set  | Mazda 4 Cyl.                                   | 78,00 mm  |
| SWT10039ZZ         | NPR  | 799618-00-2 | Piston ring set  | Toyota 2 Cyl.                                  | 80,00 mm  |
| SWT10042ZY         | NPR  | 799619-00-4 | Piston ring set  | Toyota 4 Cyl.                                  | 80,50 mm  |

**VERGLEICHNUMMERN  
CROSS-REFERENCE  
MISCELLANEOUS - SM**

| Miscell cross ref. | Type | SM Ref.:    | Product Category | Manufacturer Type                                  | Bore dia. |
|--------------------|------|-------------|------------------|--|-----------|
| SWT10068ZX         | NPR  | 799687-00-4 | Piston ring set  | Toyota 4 Cyl.                                      | 76,00 mm  |
| SWT10072ZX         | NPR  | 799620-00-6 | Piston ring set  | Toyota 6 Cyl.                                      | 83,00 mm  |
| SWT10073ZZ         | NPR  | 799608-00-4 | Piston ring set  | Toyota 4 Cyl.                                      | 75,00 mm  |
| SWT10079ZZ         | NPR  | 799631-00-6 | Piston ring set  | Toyota 6 Cyl.                                      | 83,00 mm  |
| SWT10088ZZ         | NPR  | 799636-00-4 | Piston ring set  | Toyota 4 Cyl.                                      | 84,00 mm  |
| SWT10101ZZ         | NPR  | 799627-00-4 | Piston ring set  | Toyota 4 Cyl.                                      | 81,00 mm  |
| SWT10108ZZ         | NPR  | 799628-00-4 | Piston ring set  | Toyota 4 Cyl.                                      | 81,00 mm  |
| SWT10109ZZ         | NPR  | 799608-00-4 | Piston ring set  | Toyota 4 Cyl.                                      | 75,00 mm  |
| SWT10119ZZ         | NPR  | 799640-00-4 | Piston ring set  | Toyota 4 Cyl.                                      | 86,00 mm  |
| SWT10128ZZ         | NPR  | 799667-00-4 | Piston ring set  | Toyota 4 Cyl.                                      | 74,00 mm  |
| SWT10141ZZ         | NPR  | 799681-00-4 | Piston ring set  | Toyota 4 Cyl.                                      | 86,00 mm  |
| SWT10142ZZ         | NPR  | 799670-00-4 | Piston ring set  | Toyota 4 Cyl.                                      | 81,00 mm  |
| SWT10143ZZ         | NPR  | 799682-00-4 | Piston ring set  | Toyota 4 Cyl.                                      | 73,00 mm  |
| SWT10164ZZ         | NPR  | 799667-00-4 | Piston ring set  | Toyota 4 Cyl.                                      | 74,00 mm  |
| SWT10181ZZ         | NPR  | 799690-00-4 | Piston ring set  | Toyota 4 Cyl.                                      | 78,70 mm  |
| SWT10183ZZ         | NPR  | 799691-00-4 | Piston ring set  | Toyota 4 Cyl.                                      | 79,00 mm  |
| SWT10192ZZ         | NPR  | 799686-00-4 | Piston ring set  | Toyota 4 Cyl.                                      | 75,00 mm  |
| SWT10201ZZ         | NPR  | 799600-00-4 | Piston ring set  | Toyota 4 Cyl.                                      | 69,00 mm  |
| SWT10211ZZ         | NPR  | 799929-00-4 | Piston ring set  | Toyota 4 Cyl.                                      | 75,00 mm  |
| SWT10219ZZ         | NPR  | 799612-00-4 | Piston ring set  | Toyota / Daihatsu / Perodua 4 Cyl.                 | 72,00 mm  |
| SWT10223ZZ         | NPR  | 799601-00-3 | Piston ring set  | Citroen /Daihatsu /Peugeot /Subaru /Toyota 3 Cyl.  | 71,00 mm  |
| SWT20030ZZ         | NPR  | 798549-00-4 | Piston ring set  | Mazda 4 Cyl.                                       | 80,00 mm  |
| SWT20042ZZ         | NPR  | 798526-00-4 | Piston ring set  | Mazda 4 Cyl.                                       | 80,00 mm  |
| SWT20045ZZ         | NPR  | 798518-00-4 | Piston ring set  | Mazda / Ford 4 Cyl.                                | 77,00 mm  |
| SWT20048ZZ         | NPR  | 798529-00-4 | Piston ring set  | Mazda 4 Cyl.                                       | 86,00 mm  |
| SWT20048ZZ         | NPR  | 798535-00-4 | Piston ring set  | Mazda / Kia 4 Cyl.                                 | 86,00 mm  |
| SWT20049ZZ         | NPR  | 798515-00-4 | Piston ring set  | Mazda 4 Cyl.                                       | 78,00 mm  |
| SWT20049ZZ         | NPR  | 798523-00-4 | Piston ring set  | Mazda 4 Cyl.                                       | 78,00 mm  |
| SWT20052ZZ         | NPR  | 798513-00-4 | Piston ring set  | Mazda / Kia 4 Cyl.                                 | 71,00 mm  |
| SWT20054ZZ         | NPR  | 798527-00-4 | Piston ring set  | Mazda 4 Cyl.                                       | 81,00 mm  |
| SWT20065ZZ         | NPR  | 798529-00-4 | Piston ring set  | Mazda 4 Cyl.                                       | 86,00 mm  |
| SWT20065ZZ         | NPR  | 798535-00-4 | Piston ring set  | Mazda / Kia 4 Cyl.                                 | 86,00 mm  |
| SWT20067ZZ         | NPR  | 798541-00-6 | Piston ring set  | Mazda 6 Cyl.                                       | 75,00 mm  |
| SWT20076ZZ         | NPR  | 798548-00-4 | Piston ring set  | Mazda 4 Cyl.                                       | 96,00 mm  |
| SWT20089ZZ         | NPR  | 792172-00-4 | Piston ring set  | Ford / Mazda / Volvo / Isuzu 4 Cyl.                | 87,50 mm  |
| SXN30060ZZ         | NPR  | 799012-00-4 | Piston ring set  | Nissan 4 Cyl.                                      | 76,00 mm  |
| SXT10041ZZ         | NPR  | 799618-00-2 | Piston ring set  | Toyota 2 Cyl.                                      | 80,00 mm  |
| SXT20009ZZ         | NPR  | 798507-00-4 | Piston ring set  | Mazda 4 Cyl.                                       | 70,00 mm  |
| TCC-G-0036         | NPR  | 792493-00-4 | Piston ring set  | Hyundai / Kia 4 Cyl.                               | 71,00 mm  |
| TCC-G-0071         | NPR  | 798730-00-6 | Piston ring set  | Mitsubishi 6 Cyl.                                  | 81,00 mm  |
| TCC-G-0081         | NPR  | 797610-00-3 | Piston ring set  | Honda 3 Cyl.                                       | 66,00 mm  |
| TCC-G-0082         | NPR  | 799601-00-3 | Piston ring set  | Citroen /Daihatsu /Peugeot /Subaru /Toyota 3 Cyl.  | 71,00 mm  |
| TCC-G-0105         | NPR  | 795011-00-4 | Piston ring set  | Audi/Kia /Honda /Hyundai /Seat / Skoda / VW 4 Cyl. | 71,00 mm  |
| TCC-G-0115         | NPR  | 799440-00-3 | Piston ring set  | Suzuki 3 Cyl.                                      | 68,50 mm  |
| TCC-H-0085         | NPR  | 791266-00-1 | Piston ring set  | Mercedes Benz / Smart / Mitsubishi 1 Cyl.          | 75,00 mm  |
| TCC-J-0002         | NPR  | 798707-00-4 | Piston ring set  | Citroen / Mitsubishi 4 Cyl.                        | 75,00 mm  |
| YDM31033ZZ         | NPR  | 798877-00-1 | Piston ring set  | Mitsubishi 1 Cyl.                                  | 118,00 mm |
| 40404310           | PC   | 793704-00-4 | Piston ring set  | Peugeot 4 Cyl.                                     | 84,00 mm  |
| 40436130           | PC   | 793614-00-2 | Piston ring set  | Perkins 2 Cyl.                                     | 100,00 mm |
| 41837670           | PC   | 798030-00-4 | Piston ring set  | Isuzu 4 Cyl.                                       | 93,00 mm  |
| 47901770           | PC   | 795052-00-2 | Piston ring set  | VW / Audi / Seat / Skoda 2 Cyl.                    | 82,50 mm  |
| 47901880           | PC   | 795086-00-6 | Piston ring set  | Audi / VW / Skoda 6 Cyl.                           | 78,30 mm  |
| 47902140           | PC   | 795041-00-5 | Piston ring set  | VW / Audi / Volvo / Seat / Skoda 5 Cyl.            | 81,00 mm  |
| 47902260           | PC   | 793145-00-1 | Piston ring set  | MAN 1 Cyl.   | 128,00 mm |
| 47903560           | PC   | 793559-00-4 | Piston ring set  | Opel / Vauxhall 4 Cyl.                             | 79,00 mm  |
| 47904070           | PC   | 795077-00-4 | Piston ring set  | Audi / Seat / Skoda / VW 4 Cyl.                    | 76,50 mm  |
| 47904460           | PC   | 795137-00-5 | Piston ring set  | Volvo 5 Cyl.                                       | 83,00 mm  |
| 47904490           | PC   | 795136-00-6 | Piston ring set  | Volvo 6 Cyl.                                       | 81,00 mm  |
| 47904590           | PC   | 795152-00-1 | Piston ring set  | Volvo 1 Cyl.                                       | 83,00 mm  |
| 47904600           | PC   | 795159-00-1 | Piston ring set  | Volvo 1 Cyl.                                       | 120,00 mm |
| 47904720           | PC   | 793752-00-4 | Piston ring set  | Peugeot / Citroen 4 Cyl.                           | 78,50 mm  |
| 47904910           | PC   | 793914-00-1 | Piston ring set  | Scania 1 Cyl.                                      | 127,00 mm |
| 47905440           | PC   | 791307-00-1 | Piston ring set  | DAF 1 Cyl.   | 130,00 mm |
| 47905490           | PC   | 793451-00-1 | Piston ring set  | John Deere 1 Cyl.                                  | 106,00 mm |

**VERGLEICHNUMMERN  
CROSS-REFERENCE  
MISCELLANEOUS - SM**

| Miscell cross ref. | Type | SM Ref.:    | Product Category | Manufacturer Type                                 | Bore dia. |
|--------------------|------|-------------|------------------|---|-----------|
| 47906420           | PC   | 792454-00-4 | Piston ring set  | Hyundai / Mitsubishi 4 Cyl.                       | 91,10 mm  |
| 47906640           | PC   | 793137-00-1 | Piston ring set  | MAN 1 Cyl.  | 130,00 mm |
| 47906720           | PC   | 798956-00-6 | Piston ring set  | Nissan 6 Cyl.                                     | 96,00 mm  |
| 47906720           | PC   | 799165-00-4 | Piston ring set  | Nissan 4 Cyl.                                     | 96,00 mm  |
| 47906950           | PC   | 791260-00-6 | Piston ring set  | Mercedes Benz 6 Cyl.                              | 92,90 mm  |
| 47907160           | PC   | 795003-00-4 | Piston ring set  | VW 4 Cyl.   | 76,50 mm  |
| 47907161           | PC   | 795003-50-4 | Piston ring set  | VW 4 Cyl.   | 77,00 mm  |
| 47907860           | PC   | 790411-00-1 | Piston ring set  | RVI 1 Cyl.  | 135,00 mm |
| 47908120           | PC   | 792481-00-4 | Piston ring set  | Hyundai / Kia 4 Cyl.                              | 91,00 mm  |
| 47908200           | PC   | 790755-00-4 | Piston ring set  | BMW 4 Cyl.  | 77,00 mm  |
| 47908200           | PC   | 793775-00-4 | Piston ring set  | Peugeot/ Citroen 4 Cyl.                           | 77,00 mm  |
| 47908200           | PC   | 793775-50-4 | Piston ring set  | Peugeot / Citroen 4 Cyl.                          | 77,50 mm  |
| 47908240           | PC   | 791271-00-2 | Piston ring set  | Mercedes Benz 2 Cyl.                              | 102,00 mm |
| 47908540           | PC   | 790756-00-4 | Piston ring set  | BMW 4 Cyl.  | 84,00 mm  |
| 47908720           | PC   | 794415-00-2 | Piston ring set  | Porsche 2 Cyl.                                    | 85,50 mm  |
| 52057480           | PC   | 803703-00-1 | Piston           | Peugeot / Citroen                                 | 83,00 mm  |
| 52057481           | PC   | 803703-50-1 | Piston           | Peugeot / Citroen                                 | 83,50 mm  |
| 52077480           | PC   | 803702-00-1 | Piston           | Peugeot   | 80,00 mm  |
| 52924480           | PC   | 803706-00-1 | Piston           | Peugeot   | 94,00 mm  |
| 52924481           | PC   | 803706-40-1 | Piston           | Peugeot   | 94,40 mm  |
| 55072280           | PC   | 803731-00-1 | Piston           | Citroen / Fiat / Peugeot                          | 86,00 mm  |
| 56000180           | PC   | 802021-00-1 | Piston           | Fiat / Opel / Suzuki                              | 69,60 mm  |
| 56000380           | PC   | 802026-00-1 | Piston           | Fiat / Lancia                                     | 70,80 mm  |
| 56002680           | PC   | 802023-00-1 | Piston           | Fiat/Alfa/Lancia/Opel/Saab/Suzuki/Vauxhall        | 82,00 mm  |
| 56002881           | PC   | 805033-50-1 | Piston           | Audi / Seat / Skoda / Volkswagen                  | 77,01 mm  |
| 56003080           | PC   | 803832-00-1 | Piston           | Dacia / Nissan / Renault                          | 79,50 mm  |
| 56008981           | PC   | 805024-50-1 | Piston           | Seat / Skoda / Volkswagen                         | 80,01 mm  |
| 56009181           | PC   | 805025-50-1 | Piston           | Seat / Skoda / Volkswagen                         | 80,01 mm  |
| 56009580           | PC   | 805036-00-1 | Piston           | Skoda / Volkswagen                                | 76,51 mm  |
| 56011980           | PC   | 802036-00-1 | Piston           | Fiat / Lancia                                     | 70,00 mm  |
| 56016480           | PC   | 802022-00-1 | Piston           | Fiat / Lancia                                     | 70,80 mm  |
| 56038580           | PC   | 803716-00-1 | Piston           | Citroen / Fiat / Peugeot / Talbot                 | 93,00 mm  |
| 56038581           | PC   | 803716-50-1 | Piston           | Citroen / Fiat / Peugeot / Talbot                 | 93,50 mm  |
| 56039380           | PC   | 803514-00-1 | Piston           | Opel / Vauxhall                                   | 79,00 mm  |
| 56039880           | PC   | 803517-00-1 | Piston           | Opel / Vauxhall                                   | 72,50 mm  |
| 56047580           | PC   | 805039-00-1 | Piston           | Audi / Seat / Skoda / Volkswagen                  | 79,51 mm  |
| 56047680           | PC   | 805040-00-1 | Piston           | Audi / Seat / Skoda / Volkswagen                  | 79,51 mm  |
| 56062080           | PC   | 802006-00-1 | Piston           | Citroen / Fiat                                    | 86,40 mm  |
| 56062580           | PC   | 802020-00-1 | Piston           | Fiat / Iveco                                      | 104,00 mm |
| 56103480           | PC   | 805144-00-1 | Piston           | Volvo   | 105,57 mm |
| 56122480           | PC   | 801010-00-1 | Piston           | Kompressor / Mercedes Benz                        | 94,00 mm  |
| 56124980           | PC   | 801043-00-1 | Piston           | Kompressor / MAN / Mercedes Benz                  | 100,00 mm |
| 56129580           | PC   | 803150-00-1 | Piston           | MAN   | 128,00 mm |
| 56131680           | PC   | 803818-00-1 | Piston           | Nissan / Renault                                  | 80,00 mm  |
| 56134880           | PC   | 803719-00-1 | Piston           | Citroen / Fiat / Iveco / Lada / Peugeot / Suzuki  | 83,00 mm  |
| 56138380           | PC   | 803142-00-1 | Piston           | MAN   | 108,00 mm |
| 56139980           | PC   | 805029-00-1 | Piston           | Audi / Mitsubishi / Seat / Skoda / Volkswagen     | 81,01 mm  |
| 56143880           | PC   | 801055-00-1 | Piston           | Mercedes Benz                                     | 92,90 mm  |
| 56145580           | PC   | 803102-00-1 | Piston           | MAN / Neoplan                                     | 126,00 mm |
| 56150880           | PC   | 801087-00-1 | Piston           | Mercedes Benz                                     | 130,00 mm |
| 56157980           | PC   | 803829-00-1 | Piston           | Renault / Nissan                                  | 69,00 mm  |
| 59683680           | PC   | 803807-00-1 | Piston           | Renault   | 80,00 mm  |
| 59683681           | PC   | 803807-50-1 | Piston           | Renault   | 80,50 mm  |
| 59719480           | PC   | 803726-00-1 | Piston           | Citroen / Nissan / Peugeot / Rover                | 77,00 mm  |
| 59725480           | PC   | 803707-00-1 | Piston           | Peugeot   | 92,00 mm  |
| 59801280           | PC   | 803817-00-1 | Piston           | Renault / Nissan                                  | 69,00 mm  |
| 59801280           | PC   | 803817-50-1 | Piston           | Renault / Nissan                                  | 69,50 mm  |
| 59811280           | PC   | 803840-00-1 | Piston           | Dacia / Renault                                   | 80,00 mm  |
| 59811281           | PC   | 803840-50-1 | Piston           | Dacia / Renault                                   | 80,50 mm  |
| 59813280           | PC   | 803823-00-1 | Piston           | Renault / Opel / Nissan                           | 80,01 mm  |
| 59813281           | PC   | 803823-50-1 | Piston           | Renault / Opel / Nissan                           | 80,51 mm  |
| 59816780           | PC   | 803749-00-1 | Piston           | Citroen / Fiat / Ford / Lancia / Peugeot / Suzuki | 85,00 mm  |
| 59816781           | PC   | 803749-50-1 | Piston           | Citroen / Fiat / Ford / Lancia / Peugeot / Suzuki | 85,50 mm  |
| 59817280           | PC   | 803712-00-1 | Piston           | Peugeot   | 72,00 mm  |

**VERGLEICHNUMMERN  
CROSS-REFERENCE  
MISCELLANEOUS - SM**

| Miscell cross ref. | Type  | SM Ref.:    | Product Category             | Manufacturer Type                          | Bore dia. |
|--------------------|-------|-------------|------------------------------|--|-----------|
| 59818280           | PC    | 803711-00-1 | Piston                       | Peugeot / Citroen / Ford / Toyota          | 73,70 mm  |
| 59818280           | PC    | 803711-50-1 | Piston                       | Peugeot / Citroen / Ford / Toyota          | 74,20 mm  |
| 59819480           | PC    | 803831-00-1 | Piston                       | Renault / Dacia / Nissan / Suzuki          | 76,00 mm  |
| 59819481           | PC    | 803831-50-1 | Piston                       | Renault / Dacia / Nissan / Suzuki          | 76,50 mm  |
| 59825480           | PC    | 803830-00-1 | Piston                       | Renault / Dacia / Nissan / Suzuki          | 76,00 mm  |
| 59836580           | PC    | 803609-00-1 | Piston                       | Perkins                                    | 100,00 mm |
| 60474480           | PC    | 953710-4    | Cylinder liner               | Citroen / Fiat / Iveco / Peugeot / Talbot  | 93,00 mm  |
| 63007280           | PC    | 953712-4    | Cylinder liner               | Peugeot                                    | 72,00 mm  |
| 64007180           | PC    | 955144-1    | Cylinder liner               | Volvo                                      | 105,57 mm |
| 64007180           | PC    | 955144-2    | Cylinder liner with seal set | Volvo                                      | 105,57 mm |
| 64037580           | PC    | 953706-4    | Cylinder liner               | Citroen / Ford / Mazda / Mini / Peugeot    | 75,00 mm  |
| 64044080           | PC    | 953103-1    | Cylinder liner               | MAN / Neoplan                              | 126,00 mm |
| 64044080           | PC    | 953103-2    | Cylinder liner with seal set | MAN / Neoplan                              | 126,00 mm |
| 64045080           | PC    | 955162-1    | Cylinder liner               | Volvo / Renault                            | 131,00 mm |
| 64045180           | PC    | 951097-1    | Cylinder liner               | Mercedes Benz                              | 130,00 mm |
| 75071112           | PC    | 813750-4    | Assembly                     | Citroen / Peugeot                          | 83,00 mm  |
| 76055212           | PC    | 811520-1    | Assembly                     | KHD  | 100,00 mm |
| 76096212           | PC    | 813824-4    | Assembly                     | Renault                                    | 86,00 mm  |
| 76103411           | PC    | 815144-2    | Assembly                     | Volvo                                      | 105,57 mm |
| 76112311           | PC    | 815108-2    | Assembly                     | Volvo                                      | 104,77 mm |
| 76124912           | PC    | 811090-1    | Assembly                     | Kompressor MAN / Mercedes Benz             | 100,00 mm |
| 76150810           | PC    | 811088-2    | Assembly                     | Mercedes Benz                              | 130,00 mm |
| 79635142           | PC    | 813846-4    | Assembly                     | Dacia / Renault                            | 75,80 mm  |
| 79682142           | PC    | 813847-4    | Assembly                     | Renault                                    | 75,80 mm  |
| 79800112           | PC    | 813730-4    | Assembly                     | Citroen / Peugeot                          | 75,00 mm  |
| 79817211           | PC    | 813712-4    | Assembly                     | Peugeot                                    | 72,00 mm  |
| 761455100          | PC    | 813102-2    | Assembly                     | MAN / Neoplan                              | 126,00 mm |
| 40430410U          | PC    | 790433-00-1 | Piston ring set              | RVI 1 Cyl.                                 | 120,00 mm |
| 40435010U          | PC    | 791312-00-1 | Piston ring set              | DAF 1 Cyl.                                 | 130,00 mm |
| 40436750U          | PC    | 798513-00-4 | Piston ring set              | Mazda / Kia 4 Cyl.                         | 71,00 mm  |
| 41832990U          | PC    | 793738-00-4 | Piston ring set              | Peugeot / Citroen / Talbot 4 Cyl.          | 75,00 mm  |
| 5600018C           | PC    | 802021-40-1 | Piston                       | Fiat / Opel / Suzuki                       | 70,00 mm  |
| 5600268C           | PC    | 802023-40-1 | Piston                       | Fiat/Alfa/Lancia/Opel/Saab/Suzuki/Vauxhall | 82,40 mm  |
| 56016480C          | PC    | 802022-40-1 | Piston                       | Fiat / Lancia                              | 71,20 mm  |
| 5606208C           | PC    | 802006-40-1 | Piston                       | Citroen / Fiat                             | 86,80 mm  |
| 12015              | RIKEN | 797035-00-3 | Piston ring set              | Daihatsu 3 Cyl.                            | 72,00 mm  |
| 12125              | RIKEN | 797038-00-4 | Piston ring set              | Daihatsu 4 Cyl.                            | 72,00 mm  |
| 12300              | RIKEN | 797016-00-3 | Piston ring set              | Daihatsu 3 Cyl.                            | 76,00 mm  |
| 12304              | RIKEN | 797025-00-3 | Piston ring set              | Daihatsu 3 Cyl.                            | 76,00 mm  |
| 12600              | RIKEN | 797026-00-4 | Piston ring set              | Daihatsu 4 Cyl.                            | 76,00 mm  |
| 12910              | RIKEN | 797026-00-4 | Piston ring set              | Daihatsu 4 Cyl.                            | 76,00 mm  |
| 15080              | RIKEN | 797337-00-1 | Piston ring set              | Hino 1 Cyl.                                | 130,00 mm |
| 15220              | RIKEN | 797421-00-1 | Piston ring set              | Hino 1 Cyl.                                | 150,00 mm |
| 15225              | RIKEN | 797421-00-1 | Piston ring set              | Hino 1 Cyl.                                | 150,00 mm |
| 15230              | RIKEN | 797342-00-1 | Piston ring set              | Hino / Kia 1 Cyl.                          | 137,00 mm |
| 15310              | RIKEN | 797342-00-1 | Piston ring set              | Hino / Kia 1 Cyl.                          | 137,00 mm |
| 15320              | RIKEN | 797342-00-1 | Piston ring set              | Hino / Kia 1 Cyl.                          | 137,00 mm |
| 15335              | RIKEN | 797353-00-1 | Piston ring set              | Hino 1 Cyl.                                | 146,00 mm |
| 15336              | RIKEN | 797353-00-1 | Piston ring set              | Hino 1 Cyl.                                | 146,00 mm |
| 15391              | RIKEN | 797416-00-1 | Piston ring set              | Hino 1 Cyl.                                | 139,00 mm |
| 15835              | RIKEN | 797346-00-1 | Piston ring set              | Hino 1 Cyl.                                | 139,00 mm |
| 16002              | RIKEN | 797610-00-3 | Piston ring set              | Honda 3 Cyl.                               | 66,00 mm  |
| 16006              | RIKEN | 797631-00-4 | Piston ring set              | Honda 4 Cyl.                               | 72,00 mm  |
| 16008              | RIKEN | 797611-00-4 | Piston ring set              | Honda 4 Cyl.                               | 72,00 mm  |
| 16009              | RIKEN | 797628-00-4 | Piston ring set              | Honda 4 Cyl.                               | 72,00 mm  |
| 16025              | RIKEN | 797642-00-4 | Piston ring set              | Honda 4 Cyl.                               | 77,00 mm  |
| 16047              | RIKEN | 797668-00-4 | Piston ring set              | Honda 4 Cyl.                               | 81,00 mm  |
| 16057              | RIKEN | 797668-00-4 | Piston ring set              | Honda 4 Cyl.                               | 81,00 mm  |
| 16072              | RIKEN | 797660-00-4 | Piston ring set              | Honda 4 Cyl.                               | 73,00 mm  |
| 16141              | RIKEN | 797626-00-4 | Piston ring set              | Honda 4 Cyl.                               | 75,00 mm  |
| 16242              | RIKEN | 797637-00-4 | Piston ring set              | Honda 4 Cyl.                               | 75,00 mm  |
| 16531              | RIKEN | 797647-00-6 | Piston ring set              | Honda 6 Cyl.                               | 84,00 mm  |
| 16590              | RIKEN | 797660-00-4 | Piston ring set              | Honda 4 Cyl.                               | 73,00 mm  |
| 17180              | RIKEN | 798042-00-1 | Piston ring set              | Isuzu 1 Cyl.                               | 102,00 mm |

**VERGLEICHNUMMERN  
CROSS-REFERENCE  
MISCELLANEOUS - SM**

| Miscell cross ref. | Type  | SM Ref.:    | Product Category | Manufacturer Type                         | Bore dia. |
|--------------------|-------|-------------|------------------|---|-----------|
| 17300              | RIKEN | 798045-00-2 | Piston ring set  | Isuzu 2 Cyl.                              | 102,00 mm |
| 17490              | RIKEN | 798030-00-4 | Piston ring set  | Isuzu 4 Cyl.                              | 93,00 mm  |
| 17570              | RIKEN | 797936-00-4 | Piston ring set  | Isuzu 4 Cyl.                              | 84,00 mm  |
| 20007              | RIKEN | 798766-00-4 | Piston ring set  | Mitsubishi 4 Cyl.                         | 76,00 mm  |
| 20025              | RIKEN | 798820-00-1 | Piston ring set  | Mitsubishi 1 Cyl.                         | 110,00 mm |
| 20033              | RIKEN | 798823-00-1 | Piston ring set  | Mitsubishi 1 Cyl.                         | 125,00 mm |
| 20042              | RIKEN | 798830-00-1 | Piston ring set  | Mitsubishi 1 Cyl.                         | 135,00 mm |
| 20044              | RIKEN | 798853-00-1 | Piston ring set  | Mitsubishi 1 Cyl.                         | 135,00 mm |
| 20049              | RIKEN | 798745-00-4 | Piston ring set  | Mitsubishi 4 Cyl.                         | 85,00 mm  |
| 20083              | RIKEN | 798700-00-4 | Piston ring set  | Mitsubishi 4 Cyl.                         | 91,10 mm  |
| 20155              | RIKEN | 798747-00-4 | Piston ring set  | Mitsubishi 4 Cyl.                         | 86,50 mm  |
| 20281              | RIKEN | 798877-00-1 | Piston ring set  | Mitsubishi 1 Cyl.                         | 118,00 mm |
| 20291              | RIKEN | 798770-00-4 | Piston ring set  | Mitsubishi / Hyundai 4 Cyl.               | 86,50 mm  |
| 20500              | RIKEN | 798711-00-4 | Piston ring set  | Mitsubishi / Hyundai 4 Cyl.               | 73,00 mm  |
| 20503              | RIKEN | 792454-00-4 | Piston ring set  | Hyundai / Mitsubishi 4 Cyl.               | 91,10 mm  |
| 20640              | RIKEN | 798717-00-2 | Piston ring set  | Mitsubishi 2 Cyl.                         | 76,00 mm  |
| 20652              | RIKEN | 798752-00-4 | Piston ring set  | Mitsubishi 4 Cyl.                         | 85,00 mm  |
| 20654              | RIKEN | 798770-00-4 | Piston ring set  | Mitsubishi / Hyundai 4 Cyl.               | 86,50 mm  |
| 20657              | RIKEN | 798745-00-4 | Piston ring set  | Mitsubishi 4 Cyl.                         | 85,00 mm  |
| 20670              | RIKEN | 798740-00-4 | Piston ring set  | Mitsubishi 4 Cyl.                         | 75,50 mm  |
| 20740              | RIKEN | 798742-00-4 | Piston ring set  | Mitsubishi 4 Cyl.                         | 81,00 mm  |
| 20740              | RIKEN | 798768-00-4 | Piston ring set  | Mitsubishi 4 Cyl.                         | 81,00 mm  |
| 20787              | RIKEN | 798744-00-4 | Piston ring set  | Mitsubishi 4 Cyl.                         | 82,30 mm  |
| 20855              | RIKEN | 797420-00-1 | Piston ring set  | Hino / Mitsubishi 1 Cyl.                  | 146,00 mm |
| 20933              | RIKEN | 798874-00-1 | Piston ring set  | Mitsubishi 1 Cyl.                         | 110,00 mm |
| 20965              | RIKEN | 798777-00-4 | Piston ring set  | Mitsubishi 4 Cyl.                         | 71,00 mm  |
| 20973              | RIKEN | 798858-00-4 | Piston ring set  | Mitsubishi 4 Cyl.                         | 82,70 mm  |
| 21014              | RIKEN | 791266-00-1 | Piston ring set  | Mercedes Benz / Smart / Mitsubishi 1 Cyl. | 75,00 mm  |
| 21787              | RIKEN | 798744-00-4 | Piston ring set  | Mitsubishi 4 Cyl.                         | 82,30 mm  |
| 21960              | RIKEN | 798823-00-1 | Piston ring set  | Mitsubishi 1 Cyl.                         | 125,00 mm |
| 23007              | RIKEN | 798957-00-4 | Piston ring set  | Nissan 4 Cyl.                             | 99,20 mm  |
| 23014              | RIKEN | 799118-00-4 | Piston ring set  | Nissan 4 Cyl.                             | 96,00 mm  |
| 23042              | RIKEN | 799131-00-4 | Piston ring set  | Nissan 4 Cyl.                             | 86,00 mm  |
| 23051              | RIKEN | 799006-00-4 | Piston ring set  | Nissan 4 Cyl.                             | 73,00 mm  |
| 23053              | RIKEN | 799006-00-4 | Piston ring set  | Nissan 4 Cyl.                             | 73,00 mm  |
| 23128              | RIKEN | 799078-00-6 | Piston ring set  | Nissan 6 Cyl.                             | 76,00 mm  |
| 23140              | RIKEN | 799012-00-4 | Piston ring set  | Nissan 4 Cyl.                             | 76,00 mm  |
| 23176              | RIKEN | 799165-00-4 | Piston ring set  | Nissan 4 Cyl.                             | 96,00 mm  |
| 23262              | RIKEN | 799148-00-4 | Piston ring set  | Nissan 4 Cyl.                             | 84,50 mm  |
| 23265              | RIKEN | 799191-00-4 | Piston ring set  | Nissan 4 Cyl.                             | 89,00 mm  |
| 23307              | RIKEN | 799158-00-4 | Piston ring set  | Nissan 4 Cyl.                             | 96,00 mm  |
| 23315              | RIKEN | 799075-00-4 | Piston ring set  | Nissan 4 Cyl.                             | 76,00 mm  |
| 23340              | RIKEN | 799083-00-4 | Piston ring set  | Nissan 4 Cyl.                             | 80,00 mm  |
| 23960              | RIKEN | 799191-00-4 | Piston ring set  | Nissan 4 Cyl.                             | 89,00 mm  |
| 23971              | RIKEN | 799011-00-4 | Piston ring set  | Nissan 4 Cyl.                             | 76,00 mm  |
| 23985              | RIKEN | 799167-00-4 | Piston ring set  | Nissan 4 Cyl.                             | 99,20 mm  |
| 23998              | RIKEN | 799058-00-4 | Piston ring set  | Nissan 4 Cyl.                             | 76,00 mm  |
| 24160              | RIKEN | 799122-00-1 | Piston ring set  | Nissan 1 Cyl.                             | 110,00 mm |
| 24541              | RIKEN | 799122-00-1 | Piston ring set  | Nissan 1 Cyl.                             | 110,00 mm |
| 24760              | RIKEN | 799127-00-1 | Piston ring set  | Nissan 1 Cyl.                             | 135,00 mm |
| 24780              | RIKEN | 799127-00-1 | Piston ring set  | Nissan 1 Cyl.                             | 135,00 mm |
| 26020              | RIKEN | 799413-00-4 | Piston ring set  | Suzuki 4 Cyl.                             | 65,50 mm  |
| 26030              | RIKEN | 799413-00-4 | Piston ring set  | Suzuki 4 Cyl.                             | 65,50 mm  |
| 26245              | RIKEN | 799430-00-4 | Piston ring set  | Suzuki 4 Cyl.                             | 75,00 mm  |
| 26856              | RIKEN | 799415-00-3 | Piston ring set  | Suzuki 3 Cyl.                             | 68,50 mm  |
| 26910              | RIKEN | 799415-00-3 | Piston ring set  | Suzuki 3 Cyl.                             | 68,50 mm  |
| 28001              | RIKEN | 799640-00-4 | Piston ring set  | Toyota 4 Cyl.                             | 86,00 mm  |
| 28003              | RIKEN | 799929-00-4 | Piston ring set  | Toyota 4 Cyl.                             | 75,00 mm  |
| 28007              | RIKEN | 799636-00-4 | Piston ring set  | Toyota 4 Cyl.                             | 84,00 mm  |
| 28010              | RIKEN | 799618-00-2 | Piston ring set  | Toyota 2 Cyl.                             | 80,00 mm  |
| 28012              | RIKEN | 799604-00-4 | Piston ring set  | Toyota 4 Cyl.                             | 73,00 mm  |
| 28018              | RIKEN | 799600-00-4 | Piston ring set  | Toyota 4 Cyl.                             | 69,00 mm  |
| 28020              | RIKEN | 799618-00-2 | Piston ring set  | Toyota 2 Cyl.                             | 80,00 mm  |
| 28026              | RIKEN | 799734-00-4 | Piston ring set  | Toyota 4 Cyl.                             | 86,00 mm  |

**VERGLEICHSNUMMERN  
CROSS-REFERENCE  
MISCELLANEOUS - SM**

| Miscell cross ref. | Type  | SM Ref.:    | Product Category | Manufacturer Type         | Bore dia. |
|--------------------|-------|-------------|------------------|---------------------------|-----------|
| 28029              | RIKEN | 799735-00-4 | Piston ring set  | Toyota 4 Cyl.             | 86,00 mm  |
| 28032              | RIKEN | 799614-00-4 | Piston ring set  | Toyota 4 Cyl.             | 75,00 mm  |
| 28067              | RIKEN | 799600-00-4 | Piston ring set  | Toyota 4 Cyl.             | 69,00 mm  |
| 28083              | RIKEN | 799744-00-4 | Piston ring set  | Toyota 4 Cyl.             | 95,00 mm  |
| 28110              | RIKEN | 799716-00-4 | Piston ring set  | Toyota 4 Cyl.             | 95,00 mm  |
| 28125              | RIKEN | 799686-00-4 | Piston ring set  | Toyota 4 Cyl.             | 75,00 mm  |
| 28245              | RIKEN | 799735-00-4 | Piston ring set  | Toyota 4 Cyl.             | 86,00 mm  |
| 28256              | RIKEN | 799671-00-4 | Piston ring set  | Toyota 4 Cyl.             | 81,00 mm  |
| 28400              | RIKEN | 799691-00-4 | Piston ring set  | Toyota 4 Cyl.             | 79,00 mm  |
| 28553              | RIKEN | 799747-00-4 | Piston ring set  | Toyota 4 Cyl.             | 99,50 mm  |
| 28690              | RIKEN | 799608-00-4 | Piston ring set  | Toyota 4 Cyl.             | 75,00 mm  |
| 28705              | RIKEN | 799667-00-4 | Piston ring set  | Toyota 4 Cyl.             | 74,00 mm  |
| 28715              | RIKEN | 799731-00-4 | Piston ring set  | Toyota 4 Cyl.             | 95,00 mm  |
| 28741              | RIKEN | 799714-00-4 | Piston ring set  | Toyota / VW 4 Cyl.        | 92,00 mm  |
| 28773              | RIKEN | 799732-00-4 | Piston ring set  | Toyota 4 Cyl.             | 96,00 mm  |
| 28785              | RIKEN | 799691-00-4 | Piston ring set  | Toyota 4 Cyl.             | 79,00 mm  |
| 28804              | RIKEN | 799667-00-4 | Piston ring set  | Toyota 4 Cyl.             | 74,00 mm  |
| 28835              | RIKEN | 799619-00-4 | Piston ring set  | Toyota 4 Cyl.             | 80,50 mm  |
| 28853              | RIKEN | 799690-00-4 | Piston ring set  | Toyota 4 Cyl.             | 78,70 mm  |
| 28891              | RIKEN | 799681-00-4 | Piston ring set  | Toyota 4 Cyl.             | 86,00 mm  |
| 28910              | RIKEN | 799717-00-1 | Piston ring set  | Toyota 1 Cyl.             | 95,00 mm  |
| 28930              | RIKEN | 799620-00-6 | Piston ring set  | Toyota 6 Cyl.             | 83,00 mm  |
| 28940              | RIKEN | 799608-00-4 | Piston ring set  | Toyota 4 Cyl.             | 75,00 mm  |
| 28971              | RIKEN | 799682-00-4 | Piston ring set  | Toyota 4 Cyl.             | 73,00 mm  |
| 30002              | RIKEN | 798542-00-4 | Piston ring set  | Mazda 4 Cyl.              | 78,00 mm  |
| 30135              | RIKEN | 798529-00-4 | Piston ring set  | Mazda 4 Cyl.              | 86,00 mm  |
| 30142              | RIKEN | 798513-00-4 | Piston ring set  | Mazda / Kia 4 Cyl.        | 71,00 mm  |
| 30245              | RIKEN | 798518-00-4 | Piston ring set  | Mazda / Ford 4 Cyl.       | 77,00 mm  |
| 30273              | RIKEN | 798538-00-4 | Piston ring set  | Mazda 4 Cyl.              | 83,00 mm  |
| 30275              | RIKEN | 798536-00-4 | Piston ring set  | Mazda 4 Cyl.              | 83,00 mm  |
| 30320              | RIKEN | 798549-00-4 | Piston ring set  | Mazda 4 Cyl.              | 80,00 mm  |
| 30330              | RIKEN | 798656-00-4 | Piston ring set  | Mazda / Kia 4 Cyl.        | 86,00 mm  |
| 30655              | RIKEN | 798527-00-4 | Piston ring set  | Mazda 4 Cyl.              | 81,00 mm  |
| 30660              | RIKEN | 798529-00-4 | Piston ring set  | Mazda 4 Cyl.              | 86,00 mm  |
| 30661              | RIKEN | 798529-00-4 | Piston ring set  | Mazda 4 Cyl.              | 86,00 mm  |
| 30680              | RIKEN | 798529-00-4 | Piston ring set  | Mazda 4 Cyl.              | 86,00 mm  |
| 30682              | RIKEN | 798529-00-4 | Piston ring set  | Mazda 4 Cyl.              | 86,00 mm  |
| 30770              | RIKEN | 798512-00-4 | Piston ring set  | Mazda 4 Cyl.              | 73,00 mm  |
| 30865              | RIKEN | 798532-00-4 | Piston ring set  | Mazda / Kia 4 Cyl.        | 78,00 mm  |
| 30920              | RIKEN | 798515-00-4 | Piston ring set  | Mazda 4 Cyl.              | 78,00 mm  |
| 30920              | RIKEN | 798523-00-4 | Piston ring set  | Mazda 4 Cyl.              | 78,00 mm  |
| 40011              | RIKEN | 795367-00-4 | Piston ring set  | Kia 4 Cyl.                | 71,00 mm  |
| 40021              | RIKEN | 791401-00-3 | Piston ring set  | Daewoo 3 Cyl.             | 68,50 mm  |
| 40097              | RIKEN | 792494-00-1 | Piston ring set  | Hyundai 1 Cyl.            | 135,00 mm |
| 40100              | RIKEN | 797212-00-4 | Piston ring set  | Hyundai 4 Cyl             | 100,00 mm |
| 40101              | RIKEN | 792466-00-4 | Piston ring set  | Hyundai 4 Cyl.            | 82,30 mm  |
| 40112              | RIKEN | 792478-00-4 | Piston ring set  | Hyundai 4 Cyl.            | 75,50 mm  |
| 40172              | RIKEN | 791410-00-4 | Piston ring set  | Daewoo / Chevrolet 4 Cyl. | 73,80 mm  |
| 40213              | RIKEN | 795375-00-4 | Piston ring set  | Kia 4 Cyl.                | 71,00 mm  |
| 40240              | RIKEN | 798656-00-4 | Piston ring set  | Mazda / Kia 4 Cyl.        | 86,00 mm  |
| 40325              | RIKEN | 792469-00-4 | Piston ring set  | Hyundai 4 Cyl.            | 85,00 mm  |
| 40345              | RIKEN | 793548-00-1 | Piston ring set  | Opel / Daewoo 1 Cyl.      | 76,50 mm  |
| 40525              | RIKEN | 792451-00-4 | Piston ring set  | Hyundai 4 Cyl.            | 91,10 mm  |
| 40527              | RIKEN | 797202-00-4 | Piston ring set  | Hyundai 4 Cyl.            | 66,00 mm  |
| 40528              | RIKEN | 795360-00-4 | Piston ring set  | Kia 4 Cyl.                | 94,50 mm  |
| 40765              | RIKEN | 797205-00-4 | Piston ring set  | Hyundai 4 Cyl.            | 75,50 mm  |
| 40770              | RIKEN | 792452-00-4 | Piston ring set  | Hyundai 4 Cyl.            | 71,50 mm  |
| 40832              | RIKEN | 792458-00-4 | Piston ring set  | Hyundai 4 Cyl.            | 82,00 mm  |
| 40837              | RIKEN | 792459-00-4 | Piston ring set  | Hyundai 4 Cyl.            | 77,40 mm  |
| 41175              | RIKEN | 795363-00-4 | Piston ring set  | Kia 4 Cyl.                | 98,00 mm  |
| 31028              | TPR   | 797016-00-3 | Piston ring set  | Daihatsu 3 Cyl.           | 76,00 mm  |
| 31035              | TPR   | 797026-00-4 | Piston ring set  | Daihatsu 4 Cyl.           | 76,00 mm  |
| 31036              | TPR   | 797026-00-4 | Piston ring set  | Daihatsu 4 Cyl.           | 76,00 mm  |
| 31037              | TPR   | 797025-00-3 | Piston ring set  | Daihatsu 3 Cyl.           | 76,00 mm  |

**VERGLEICHNUMMERN  
CROSS-REFERENCE  
MISCELLANEOUS - SM**

| Miscell cross ref. | Type | SM Ref.:    | Product Category | Manufacturer Type                         | Bore dia. |
|--------------------|------|-------------|------------------|---|-----------|
| 31048              | TPR  | 797035-00-3 | Piston ring set  | Daihatsu 3 Cyl.                           | 72,00 mm  |
| 31049              | TPR  | 797038-00-4 | Piston ring set  | Daihatsu 4 Cyl.                           | 72,00 mm  |
| 31059              | TPR  | 797035-00-3 | Piston ring set  | Daihatsu 3 Cyl.                           | 72,00 mm  |
| 32227              | TPR  | 797342-00-1 | Piston ring set  | Hino / Kia 1 Cyl.                         | 137,00 mm |
| 32233              | TPR  | 797342-00-1 | Piston ring set  | Hino / Kia 1 Cyl.                         | 137,00 mm |
| 32267              | TPR  | 797353-00-1 | Piston ring set  | Hino 1 Cyl.                               | 146,00 mm |
| 32276              | TPR  | 797421-00-1 | Piston ring set  | Hino 1 Cyl.                               | 150,00 mm |
| 32278              | TPR  | 797420-00-1 | Piston ring set  | Hino / Mitsubishi 1 Cyl.                  | 146,00 mm |
| 32292              | TPR  | 797342-00-1 | Piston ring set  | Hino / Kia 1 Cyl.                         | 137,00 mm |
| 32318              | TPR  | 797637-00-4 | Piston ring set  | Honda 4 Cyl.                              | 75,00 mm  |
| 32345              | TPR  | 797631-00-4 | Piston ring set  | Honda 4 Cyl.                              | 72,00 mm  |
| 32359              | TPR  | 797628-00-4 | Piston ring set  | Honda 4 Cyl.                              | 72,00 mm  |
| 32372              | TPR  | 797647-00-6 | Piston ring set  | Honda 6 Cyl.                              | 84,00 mm  |
| 32398              | TPR  | 797660-00-4 | Piston ring set  | Honda 4 Cyl.                              | 73,00 mm  |
| 32400              | TPR  | 797638-00-4 | Piston ring set  | Honda 4 Cyl.                              | 75,00 mm  |
| 32401              | TPR  | 797610-00-3 | Piston ring set  | Honda 3 Cyl.                              | 66,00 mm  |
| 32402              | TPR  | 797668-00-4 | Piston ring set  | Honda 4 Cyl.                              | 81,00 mm  |
| 32411              | TPR  | 797668-00-4 | Piston ring set  | Honda 4 Cyl.                              | 81,00 mm  |
| 32536              | TPR  | 797936-00-4 | Piston ring set  | Isuzu 4 Cyl.                              | 84,00 mm  |
| 32546              | TPR  | 798042-00-1 | Piston ring set  | Isuzu 1 Cyl.                              | 102,00 mm |
| 32575              | TPR  | 798030-00-4 | Piston ring set  | Isuzu 4 Cyl.                              | 93,00 mm  |
| 32625              | TPR  | 798044-00-1 | Piston ring set  | Isuzu 1 Cyl.                              | 102,00 mm |
| 32647              | TPR  | 798030-00-4 | Piston ring set  | Isuzu 4 Cyl.                              | 93,00 mm  |
| 33414              | TPR  | 798745-00-4 | Piston ring set  | Mitsubishi 4 Cyl.                         | 85,00 mm  |
| 33450              | TPR  | 791266-00-1 | Piston ring set  | Mercedes Benz / Smart / Mitsubishi 1 Cyl. | 75,00 mm  |
| 33739              | TPR  | 798512-00-4 | Piston ring set  | Mazda 4 Cyl.                              | 73,00 mm  |
| 33760              | TPR  | 798656-00-4 | Piston ring set  | Mazda / Kia 4 Cyl.                        | 86,00 mm  |
| 33851              | TPR  | 798820-00-1 | Piston ring set  | Mitsubishi 1 Cyl.                         | 110,00 mm |
| 33856              | TPR  | 798711-00-4 | Piston ring set  | Mitsubishi / Hyundai 4 Cyl.               | 73,00 mm  |
| 33874              | TPR  | 798830-00-1 | Piston ring set  | Mitsubishi 1 Cyl.                         | 135,00 mm |
| 33882              | TPR  | 798717-00-2 | Piston ring set  | Mitsubishi 2 Cyl.                         | 76,00 mm  |
| 33893              | TPR  | 798877-00-1 | Piston ring set  | Mitsubishi 1 Cyl.                         | 118,00 mm |
| 33895              | TPR  | 798711-00-4 | Piston ring set  | Mitsubishi / Hyundai 4 Cyl.               | 73,00 mm  |
| 33905              | TPR  | 798858-00-4 | Piston ring set  | Mitsubishi 4 Cyl.                         | 82,70 mm  |
| 33910              | TPR  | 798877-00-1 | Piston ring set  | Mitsubishi 1 Cyl.                         | 118,00 mm |
| 33913              | TPR  | 798853-00-1 | Piston ring set  | Mitsubishi 1 Cyl.                         | 135,00 mm |
| 33924              | TPR  | 798745-00-4 | Piston ring set  | Mitsubishi 4 Cyl.                         | 85,00 mm  |
| 33925              | TPR  | 798747-00-4 | Piston ring set  | Mitsubishi 4 Cyl.                         | 86,50 mm  |
| 33928              | TPR  | 798874-00-1 | Piston ring set  | Mitsubishi 1 Cyl.                         | 110,00 mm |
| 33932              | TPR  | 798744-00-4 | Piston ring set  | Mitsubishi 4 Cyl.                         | 82,30 mm  |
| 33936              | TPR  | 798770-00-4 | Piston ring set  | Mitsubishi / Hyundai 4 Cyl.               | 86,50 mm  |
| 33937              | TPR  | 798766-00-4 | Piston ring set  | Mitsubishi 4 Cyl.                         | 76,00 mm  |
| 33938              | TPR  | 798766-00-4 | Piston ring set  | Mitsubishi 4 Cyl.                         | 76,00 mm  |
| 33944              | TPR  | 798777-00-4 | Piston ring set  | Mitsubishi 4 Cyl.                         | 71,00 mm  |
| 33950              | TPR  | 798867-00-4 | Piston ring set  | Mitsubishi 4 Cyl.                         | 104,00 mm |
| 33967              | TPR  | 798730-00-6 | Piston ring set  | Mitsubishi 6 Cyl.                         | 81,00 mm  |
| 33967              | TPR  | 798768-00-4 | Piston ring set  | Mitsubishi 4 Cyl.                         | 81,00 mm  |
| 34067              | TPR  | 799006-00-4 | Piston ring set  | Nissan 4 Cyl.                             | 73,00 mm  |
| 34079              | TPR  | 799058-00-4 | Piston ring set  | Nissan 4 Cyl.                             | 76,00 mm  |
| 34082              | TPR  | 799075-00-4 | Piston ring set  | Nissan 4 Cyl.                             | 76,00 mm  |
| 34097              | TPR  | 799148-00-4 | Piston ring set  | Nissan 4 Cyl.                             | 84,50 mm  |
| 34112              | TPR  | 799078-00-6 | Piston ring set  | Nissan 6 Cyl.                             | 76,00 mm  |
| 34115              | TPR  | 799122-00-1 | Piston ring set  | Nissan 1 Cyl.                             | 110,00 mm |
| 34118              | TPR  | 799167-00-4 | Piston ring set  | Nissan 4 Cyl.                             | 99,20 mm  |
| 34131              | TPR  | 799083-00-4 | Piston ring set  | Nissan 4 Cyl.                             | 80,00 mm  |
| 34134              | TPR  | 799191-00-4 | Piston ring set  | Nissan 4 Cyl.                             | 89,00 mm  |
| 34136              | TPR  | 798957-00-4 | Piston ring set  | Nissan 4 Cyl.                             | 99,20 mm  |
| 34160              | TPR  | 799165-00-4 | Piston ring set  | Nissan 4 Cyl.                             | 96,00 mm  |
| 34164              | TPR  | 799118-00-4 | Piston ring set  | Nissan 4 Cyl.                             | 96,00 mm  |
| 34167              | TPR  | 799131-00-4 | Piston ring set  | Nissan 4 Cyl.                             | 86,00 mm  |
| 34177              | TPR  | 799015-00-4 | Piston ring set  | Nissan / Mitsubishi 4 Cyl.                | 78,00 mm  |
| 34182              | TPR  | 799191-00-4 | Piston ring set  | Nissan 4 Cyl.                             | 89,00 mm  |
| 35592              | TPR  | 799430-00-4 | Piston ring set  | Suzuki 4 Cyl.                             | 75,00 mm  |
| 35598              | TPR  | 799428-00-3 | Piston ring set  | Suzuki 3 Cyl.                             | 74,00 mm  |

**VERGLEICHSNUMMERN  
CROSS-REFERENCE  
MISCELLANEOUS - SM**

| Miscell cross ref. | Type | SM Ref.:    | Product Category | Manufacturer Type                   | Bore dia. |
|--------------------|------|-------------|------------------|-------------------------------------|-----------|
| 35617              | TPR  | 799431-00-4 | Piston ring set  | Suzuki 4 Cyl.                       | 84,00 mm  |
| 35626              | TPR  | 799425-00-4 | Piston ring set  | Suzuki 4 Cyl.                       | 71,00 mm  |
| 35635              | TPR  | 799403-00-4 | Piston ring set  | Suzuki 4 Cyl.                       | 84,00 mm  |
| 35824              | TPR  | 799618-00-2 | Piston ring set  | Toyota 2 Cyl.                       | 80,00 mm  |
| 35832              | TPR  | 799618-00-2 | Piston ring set  | Toyota 2 Cyl.                       | 80,00 mm  |
| 35859              | TPR  | 799620-00-6 | Piston ring set  | Toyota 6 Cyl.                       | 83,00 mm  |
| 35866              | TPR  | 799636-00-4 | Piston ring set  | Toyota 4 Cyl.                       | 84,00 mm  |
| 35867              | TPR  | 799714-00-4 | Piston ring set  | Toyota / VW 4 Cyl.                  | 92,00 mm  |
| 35877              | TPR  | 799736-00-4 | Piston ring set  | Toyota 4 Cyl.                       | 86,00 mm  |
| 35879              | TPR  | 799682-00-4 | Piston ring set  | Toyota 4 Cyl.                       | 73,00 mm  |
| 35889              | TPR  | 799744-00-4 | Piston ring set  | Toyota 4 Cyl.                       | 95,00 mm  |
| 35901              | TPR  | 799731-00-4 | Piston ring set  | Toyota 4 Cyl.                       | 95,00 mm  |
| 35902              | TPR  | 799640-00-4 | Piston ring set  | Toyota 4 Cyl.                       | 86,00 mm  |
| 35907              | TPR  | 799619-00-4 | Piston ring set  | Toyota 4 Cyl.                       | 80,50 mm  |
| 35911              | TPR  | 799600-00-4 | Piston ring set  | Toyota 4 Cyl.                       | 69,00 mm  |
| 35911              | TPR  | 799734-00-4 | Piston ring set  | Toyota 4 Cyl.                       | 86,00 mm  |
| 35912              | TPR  | 799735-00-4 | Piston ring set  | Toyota 4 Cyl.                       | 86,00 mm  |
| 35919              | TPR  | 799604-00-4 | Piston ring set  | Toyota 4 Cyl.                       | 73,00 mm  |
| 35929              | TPR  | 799747-00-4 | Piston ring set  | Toyota 4 Cyl.                       | 99,50 mm  |
| 35937              | TPR  | 799732-00-4 | Piston ring set  | Toyota 4 Cyl.                       | 96,00 mm  |
| 35940              | TPR  | 799736-00-4 | Piston ring set  | Toyota 4 Cyl.                       | 86,00 mm  |
| 35973              | TPR  | 799614-00-4 | Piston ring set  | Toyota 4 Cyl.                       | 75,00 mm  |
| 35974              | TPR  | 799686-00-4 | Piston ring set  | Toyota 4 Cyl.                       | 75,00 mm  |
| 35975              | TPR  | 799929-00-4 | Piston ring set  | Toyota 4 Cyl.                       | 75,00 mm  |
| 35986              | TPR  | 799742-00-4 | Piston ring set  | Toyota 4 Cyl.                       | 92,00 mm  |
| 35995              | TPR  | 799681-00-4 | Piston ring set  | Toyota 4 Cyl.                       | 86,00 mm  |
| 36032              | TPR  | 799625-00-4 | Piston ring set  | Toyota 4 Cyl.                       | 72,50 mm  |
| 41008              | TPR  | 791402-00-3 | Piston ring set  | Daewoo 3 Cyl.                       | 68,50 mm  |
| 41008              | TPR  | 791402-00-4 | Piston ring set  | Daewoo / Chevrolet / Renault 4 Cyl. | 68,50 mm  |
| 42005              | TPR  | 792466-00-4 | Piston ring set  | Hyundai 4 Cyl.                      | 82,30 mm  |
| 42032              | TPR  | 792478-00-4 | Piston ring set  | Hyundai 4 Cyl.                      | 75,50 mm  |
| 42036              | TPR  | 792455-00-4 | Piston ring set  | Hyundai 4 Cyl.                      | 67,00 mm  |
| 42046              | TPR  | 792465-00-4 | Piston ring set  | Hyundai 4 Cyl.                      | 81,50 mm  |
| 43008              | TPR  | 795367-00-4 | Piston ring set  | Kia 4 Cyl.                          | 71,00 mm  |
| 43009              | TPR  | 795360-00-4 | Piston ring set  | Kia 4 Cyl.                          | 94,50 mm  |
| 43010              | TPR  | 795363-00-4 | Piston ring set  | Kia 4 Cyl.                          | 98,00 mm  |
| 43013              | TPR  | 798656-00-4 | Piston ring set  | Mazda / Kia 4 Cyl.                  | 86,00 mm  |
| 43025              | TPR  | 795369-00-4 | Piston ring set  | Kia 4 Cyl.                          | 78,00 mm  |
| 50059              | TPR  | 791410-00-4 | Piston ring set  | Daewoo / Chevrolet 4 Cyl.           | 73,80 mm  |
| 61001              | TPR  | 793554-00-6 | Piston ring set  | Chrysler / Opel 6 Cyl.              | 86,00 mm  |