

FORM 32952  
REPLACES  
FORM 30491

# D8 TRACTOR

## PARTS *Catalog*

SERIAL NUMBERS  
**2U15001 TO 2U23537**  
INCLUSIVE

**CATERPILLAR TRACTOR CO.**



# **D8 TRACTOR**

## **HOW TO ORDER PARTS**

Please be sure to furnish the quantity, part number and name of each part wanted. It is also important to give the serial number of the machine for which the parts are intended. Location of serial number plates may be determined by referring to the "Specifications" page of this parts catalog. It is suggested that you write the serial number of your machine in this space so that it will be readily available when you need it.

**THIS PARTS CATALOG FOR  
MACHINE SERIAL NUMBER**

2U.....

To insure prompt delivery, please don't overlook furnishing the correct name of the consignee, also the street address, town, county and state to which the parts are to be shipped, and indicate whether shipment is to be made by freight, express, parcel post or by other means.

## **WHERE TO ORDER PARTS**

Caterpillar dealers maintain over 400 stores in the United States, and similar establishments are located strategically in nearly all countries throughout the world. These organizations are backed by the extensive facilities and resources of Caterpillar Tractor Co.

Dealer personnel are factory trained in the stocking and issuing of parts, and large stocks are constantly maintained to insure prompt service. Contact your nearest Caterpillar dealer to make sure that he has your name and address, the correct serial number of your machine, and an accurate list of accessories and attachments. This record will facilitate the issuance of parts when you need them in a hurry.

## **WHAT THE CATERPILLAR DEALER CAN DO FOR YOU**

Caterpillar dealers are in the business of making it economical and profitable for you to own and operate Caterpillar machinery. They are in constant touch with the factory for new developments in repair and maintenance methods, operating procedures, and parts requirements. Their parts stocks are active and up-to-date, including all parts normally required to protect your investment in Caterpillar machinery.

Nearly all Caterpillar dealers offer 24-hour emergency service. For quick reference, write the name and address of the local dealer on your desk pad or the front of your phone book.

## **ONLY CATERPILLAR PARTS GIVE CATERPILLAR PERFORMANCE**

The same quality and craftsmanship that has made Caterpillar products famous throughout the world is built into all Caterpillar replacement parts.

## FRANCAIS

**COMMENT FAIRE UNE COMMANDE DE PIÈCES DE RECHANGE.** Avant tout, soyez certain de fournir correctement la quantité, le numéro et le nom de chaque pièce désirée. Il est important encore d'indiquer le numéro de série de la machine pour laquelle les pièces sont destinées. L'endroit de la plaque au numéro de série peut être trouvé en étudiant la page des "Spécifications" de ce catalogue de pièces de rechange. Nous recommandons que vous inscrivez de numéro de série de votre machine dans l'espace réservé à cet effet à la page 1 de ce catalogue de pièces de rechange. Ainsi vous ne manquerez pas de le trouver aussitôt que vous en aurez besoin.

Afin d'assurer prompte livraison, ne manquez pas d'indiquer le nom correct du destinataire, son adresse, la rue, la ville, le département, le pays où les pièces en question devront être envoyées, tout en indiquant aussi comment la livraison devra être effectuée: par fret, exprès, colis postal ou par d'autres moyens.

**OU COMMANDER LES PIÈCES DE RECHANGE.** Les agences de distribution CATERPILLAR comprennent plus de 400 magasins aux Etats-Unis et des établissements similaires sont situés stratégiquement dans la plupart des pays du monde entier. Ces établissements ont l'appui des facilités et ressources extensives de la CATERPILLAR Tractor Co.

Le personnel de vente a reçu son training à l'usine pour ce qui regarde les stocks et la distribution des pièces de rechange et de vastes stocks sont constamment maintenus à jour pour assurer un service prompt. Mettez-vous en rapport avec l'agent CATERPILLAR le plus près de chez vous pour être sûr qu'il a votre nom et adresse, le numéro de série correct de votre machine et une liste précise des accessoires et pièces d'attache. Ce dossier facilitera la livraison de pièces de rechange quand vous en aurez besoin d'urgence.

**CE QUE L'AGENT-DISTRIBUTEUR CATERPILLAR PEUT FAIRE POUR VOUS.** Les agents-distributeurs CATERPILLAR sont dans les affaires pour rendre économiques et lucratives pour vous et la possession et l'opération des machines CATERPILLAR. Ils sont constamment en contact avec l'usine, afin d'être au courant de nouveaux développements dans les méthodes de réparations et d'entretien, les procès d'opération, ainsi que pour leurs besoins de pièces de rechange. Leurs stocks de pièces de remplacement sont actifs et au jour, y-inclus toutes les pièces normalement nécessaires pour protéger vos fonds engagés dans les machines CATERPILLAR.

La plupart des agents CATERPILLAR vous offrent un service d'urgence de 24 heures. Afin d'obtenir des renseignements sans délai, soyez certain d'avoir le nom et l'adresse de votre agent sur place dans un carnet sur votre bureau ou à la première page de votre annuaire de téléphone.

**SEULES LES PIÈCES DE RECHANGE CATERPILLAR VOUS DONNENT LA PRODUCTION CATERPILLAR.** La même qualité et la main-d'oeuvre qui ont rendu fameux dans le monde entier les produits CATERPILLAR, sont construits dans toutes les pièces de rechange CATERPILLAR.

## ITALIANO

**MODO DI ORDINARE PEZZI.** Si prega di essere sicuri d'indicare la quantità, il numero ed il nome di ogni pezzo desiderato. Ed è altresì importante riferire il numero di serie della macchina per la quale sono destinati i pezzi. Il collocamento delle placche contenenti i numeri di serie si può determinare col riferire alla pagina di specificazioni in questo catalogo di pezzi. Si suggerisce di scrivere il numero di serie della vostra macchina nello spazio provvisto a questo scopo sulla prima pagina di questo catalogo di pezzi.

Per assicurare pronta consegna, si prega di non mancare di fornire il nome del consegnatario correttamente scritto, come pure l'indirizzo, cioè la strada, città, contea e lo stato dove saranno spediti i pezzi, indicando se la spedizione sarà fatta per carico, espresso, pacco postale o per altro mezzo.

**DOVE SI ORDINANO PEZZI.** I rivenditori CATERPILLAR mantengono più di 400 magazzini negli Stati Uniti, e simili stabilimenti si trovano convenientemente collocati in quasi tutti i paesi del mondo. Questi stabilimenti godono l'appoggio delle estese facilitazioni e forti risorse della ditta CATERPILLAR Tractor Co.

Il personale rivenditore viene istruito, alla fabbrica, nel mantenimento degli assortimenti e rilascio dei pezzi, e si mantengono assortimenti grossi per assicurare pronta consegna. Mettetevi in comunicazione col rivenditore e mantenuti al corrente, compresi tutti i pezzi che normalmente sono necessari per proteggere il vostro capitale di serie della vostra macchina ed una lista accurata di accessori ed attachi. Così si rende più facile il rilascio di pezzi quando ne avrete di bisogno in fretta.

**CIO CHE PUO FARE PER VOI IL RIVENDITORE CATERPILLAR.** I rivenditori CATERPILLAR sono lì all'unico scopo di rendere economici e vantaggiosi per voi il possedere e manovrare macchinari CATERPILLAR. Egli sono costantemente in comunicazione colla fabbrica per essere al corrente delle nuove migliorie effettuate nei modi di riparazione e mantenimento, nei metodi d'operazione, e dello sviluppo in richiedimenti di pezzi. I loro assortimenti sono attivi e mantenuti al corrente, compresi tutti i pezzi che normalmente sono necessari per proteggere il vostro capitale di macchinari CATERPILLAR.

Quasi tutti i rivenditori CATERPILLAR offrono un servizio d'emergenza giorno e notte. Per riferimento istantaneo, appuntate il nome e l'indirizzo del vostro rivenditore locale sul taccuino della vostra scrivania o in avanti della vostra guida del telefono.

**SOLTANTO I PEZZI CATERPILLAR DANNO RISULTATI DEGNI DELLA MARCA CATERPILLAR.** La medesima qualità e lavorazione che hanno reso famosi i prodotti CATERPILLAR dappertutto il mondo si trovano in tutti i pezzi macchinari CATERPILLAR.

## DEUTSCH

**WIE MAN ERSATZTEILE BESTELLT.** Vor allem muss die Qualität, die Teilnummer und Benennung jedes einzelnen gewünschten Teiles angegeben werden. Ausserdem ist es notwendig, die Seriennummer der Maschine, für welche die einzelnen Teile bestimmt sind, bekannt zu geben. Die Tabelle, wo die Teilnummer zu finden ist, ist in diesem Teilkatalog unter dem Titel "Spezifikationen" enthalten. Es ist ratsam, die Seriennummer der Maschine an Seite 1 dieses Teilkataloges an der zu diesem Zwecke bestimmten Stelle zu vermerken. Solcherart wird sie stets zu finden sein, so oft sie benötigt wird.

Um eine prompte Lieferung zu bewerkstelligen, muss der Name des Bestellers fehlerfrei, genau angegeben werden, namentlich die Strasse, die Stadt, die Provinz, das Land, mit einem Worte der Wohnort wohin die bestellten Maschinenteile gesandt werden sollen. Bei dieser Gelegenheit darf man nicht vergessen mitzuteilen, ob die Waren per Fracht, Express, im Postpaket oder anders zugeschickt werden sollen.

**WO MAN ERSATZTEILE ZU BESTELLEN HAT.** CATERPILLAR-Vertreter haben über 400 Verkaufsstellen in den Vereinigten Staaten allein zu verwalten. Aehnliche Unternehmungen sind in den meisten Ländern der Welt strategisch verteilt. Diese Organisationen funktionieren mit der grössten Leichtigkeit unter der Aegide der ausgedehnten Hilfsquellen der CATERPILLAR Tractor Co.

Das Verkaufspersonal hat Fabrikserziehung erhalten in Einlagerung und Ausfolgung von Ersatzteilen. Reichliche Vorräte sind überall vorhanden, um eine prompte Bedienung zu sichern. Treten Sie mit Ihrem nächsten CATERPILLAR Vertreter in Verbindung, überzeugen Sie sich, dass er Ihren Namen und Ihre Adresse kennt, als auch die genaue Seriennummer Ihrer Maschine. Er muss eine sorgfältig zusammengestellte Liste der Maschinenteile und Ansatzteile besitzen. Diese Liste wird die Herausgabe erleichtern, besonders wenn es sich um eine eilige Lieferung handelt.

**WAS DER CATERPILLAR VERTRETER FÜR SIE TUN KANN.** Es ist die Aufgabe des CATERPILLAR Vertreters, den Besitz und Gebrauch der CATERPILLAR Maschinerie für Sie möglichst wirksam und einträglich zu gestalten. Der Vertreter hält eine ständige Verbindung mit der Fabrik aufrecht, er beobachtet und benützt die neuesten Fortschritte und Erfindungen gleichviel ob es sich um Reparatur, Instandhalten, Gebrauchsverfahren und Bedarf an Maschinenteilen handelt. Die Lagerbestände sind aktiv und stets modern, um den normalen Arbeitsgang aufrecht erhalten zu können, Ihre Kapitalanlagen an CATERPILLAR Maschinen zu schützen und zu sichern.

Beinahe alle CATERPILLAR Vertreter halten einen 24-stündigen Notfalldienst aufrecht. Um eine schnelle Information bereit zu haben, schreiben Sie den Namen und die Adresse Ihres nächstliegenden CATERPILLAR Vertreters in Ihr Notizbüchlein an Ihrem Schreibtisch oder auf den Deckel Ihres Telefonbuches.

**NUR CATERPILLAR MASCHINENTEILE GEBEN CATERPILLAR VOLLENDUNG.** Jene Qualität und jene tadellose Ausführung, die den Weltruf der CATERPILLAR Erzeugnisse sicherten, ist in allen CATERPILLAR Maschinen und Ansatzteilen enthalten.

## ESPAÑOL

**CÓMO DEBEN PEDIRSE LAS PIEZAS.** Es preciso que se especifique la cantidad y se dé el número y el nombre de las piezas que se necesitan. Es también importante dar el número de la serie a que pertenece la máquina para la cual se piden las piezas. Para saber dónde están las placas con el número de la serie, consúltese la página de este catálogo de piezas en que se dan las "Especificaciones". Sería conveniente que insertara Ud. el número de la serie de su máquina en el espacio que se ha dejado para este objeto en la página uno de este catálogo; de esta manera lo tendrá siempre a la mano cuando la necesite.

Para que el despacho se efectúe con prontitud, es necesario que se dé el nombre correcto del consignatario, así como la dirección y los nombres de la ciudad y la provincia, departamento o estado a que han de enviarse las piezas. Debe especificarse, asimismo, si el despacho hay que hacerlo por flete, expreso, paquete postal u otro conducto.

**DONDE PUEDEN CONSEGUIRSE LAS PIEZAS.** Hay más de 400 tiendas en los EE. UU. en que se venden los tractores y los accesorios "CATERPILLAR". Establecimientos semejantes a éstos están situados en lugares estratégicos en casi todos los países del mundo. Estas organizaciones cuentan con el ayuda y las extensas facilidades y la cooperación de la CATERPILLAR Tractor Co.

El personal de las tiendas mencionadas ha recibido su preparación en la fábrica en lo que se refiere a piezas y accesorios. Las tiendas mantienen siempre una gran existencia de estos últimos, lo que les permite prestar un servicio rápido. Póngase Ud. en contacto con el agente de la CATERPILLAR más cercano y procure darle su nombre y dirección, así como el número de la serie de su máquina, y averiguar se aquél tiene una lista exacta de accesorios y conexiones. Esto le facilitará el conseguir las piezas cuando las necesite con urgencia.

**LO QUE PUEDEN HACER POR UD. LOS AGENTES DE LA CATERPILLAR.** Los agentes de la CATERPILLAR tienen por mira el hacer económico y provechoso el uso y el funcionamiento de las máquinas CATERPILLAR; están siempre en constante comunicación con la fábrica, para estar así al corriente de los últimos métodos que se emplean para hacer reparaciones y para la conservación y el funcionamiento de las máquinas y la selección de las piezas que se requieran. Las existencias que mantienen dichos agentes son completas en todo sentido e incluyen todas aquellas piezas que se consideran esenciales para proteger la inversión que Ud. ha hecho en máquinas CATERPILLAR.

Casi todos los agentes de la CATERPILLAR ofrecen un servicio de emergencia de 24 horas. Para cuando se presente el caso, procure Ud. tener siempre a la mano, en su escritorio, el nombre y la dirección del agente.

**SOLO LAS PIEZAS CATERPILLAR DAN EL RESULTADO APETECIDO.** Todas las piezas CATERPILLAR han sido fabricadas según el patrón de alta calidad y mano de obra que ha hecho famosos los productos CATERPILLAR.

## PORTUGUES

**COMO ENCOMENDAR PECAS AVULSAS.** É indispensável indicar a quantidade, o número e o nome de cada peça que desejar. É também importante dar o número de série da máquina a que a nova peça se destina. As chapas que trazem os números de série podem ser localizadas pela página "Especificações" deste catálogo. Sugerimos que V.S. escreva o número de série de sua máquina no espaço reservado para este fim na página número 1 do catálogo e assim te-lo-á pronto quando precisar.

Afim de assegurar pronta entrega, tenha o cuidado de indicar a nome exato do consignatário, com endereço completo incluindo rua a número, cidade, provincia ou estado e país para onde as peças devem ser despachadas, indicando também se o despacho deve ser feito por carga, correio expreso, ou outro meio de transporte.

**PARA ONDE DIRIGIR A ENCOMENDA DE PEÇAS.** Os distribuidores de CATERPILLAR mantêm mais de 400 casas nos Estados Unidos a estabelecimentos semelhantes estão localizados em pontos convenientes de quase todos os países do mundo. Todas estas organizações gozãm das inúmeras vantagens e recursos da CATERPILLAR Tractor Co.

Todo o pessoal distribuidor tem experiência industrial em armazenamento e distribuição de peças e grandes estoques são sempre mantidos afim de assegurar serviço pronto. Entre em contacto com o distribuidor de CATERPILLAR que lhe ficar mais próximo e providencie para que e uma lista precisa dos acessórios e peças correspondentes. Esta relação facilitará o fornecimento de peças quando V.S. tiver necessidade urgente delas.

**O QUE O DISTRIBUIDOR DE CATERPILLAR PODE FAZER PARA SERVIR V.S.** A função dos distribuidores de CATERPILLAR é tornar económico e proveitoso para V.S. possuir e operar maquinário CATERPILLAR. Constantemente em contacto com a fábrica a respeito de novos processos de concerto e manutenção do maquinário, de técnicas de funcionamento e de características das peças, mantêm um estoque ativo, incluindo sempre os últimos tipos e todas as peças normalmente necessárias para que V.S. tire o máximo proveito do capital aplicado em maquinário CATERPILLAR.

Quase todos os nossos distribuidores mantêm serviço de emergência para fornecimento dentro de 24 horas. Afim de ter sempre á mão as referências, escreva no bloco de sua escrevaninha, ou na primeira página de sua lista de telefones, o nome e endereço de seu distribuidor.

**SÓ PEÇAS CATERPILLAR PODEM OFERECER FUNCIONAMENTO CATERPILLAR.** A mesma qualidade e técnica de manufatura que tornam os produtos CATERPILLAR famosos no mundo inteiro caracterizam as peças avulsas CATERPILLAR.

# INDEX

## Diesel Engine (Page 6)

Name	Page	Name	Page
Accessory Drive Shaft Housing . . .	24	Governor . . . . .	32
Air Cleaner . . . . .	20	Heat Indicator . . . . .	18
Breather . . . . .	19	Hour Meter . . . . .	41
Camshaft . . . . .	32	Idler Gear—Water Pump . . . . .	15
Connecting Rod . . . . .	31	Manifolds . . . . .	21
Control—Fuel Pump . . . . .	34	Oil Cooler . . . . .	6
Control—Governor . . . . .	34	Oil Filler . . . . .	19
Control Mechanism—Fuel Pump . . . . .	33	Oil Filter . . . . .	43
Control Mechanism—Governor . . . . .	33	Oil Lines . . . . .	42
Crankshaft . . . . .	29	Piston . . . . .	31
Crankshaft Bearings . . . . .	31	Pump—Fuel Transfer . . . . .	36
Cylinder Block and Covers . . . . .	25	Pump—Oil . . . . .	44
Cylinder Head . . . . .	22	Pump—Water . . . . .	16
Fan . . . . .	12	Radiator . . . . .	6
Filter—Fuel . . . . .	37	Specifications . . . . .	224
Fuel Injection System . . . . .	38	Tachometer Drive . . . . .	41
Fuel Lines . . . . .	35	Tools . . . . .	220
Gauge—Oil Pressure . . . . .	41	Transfers . . . . .	219
Gauges . . . . .	18	Valve Mechanism . . . . .	22
Guard—Radiator . . . . .	15	Water Lines . . . . .	17

## Starting Engine (Page 45)

Air Cleaner . . . . .	52	Cylinder Head . . . . .	45
Camshaft . . . . .	47	Fuel System . . . . .	51
Carburetor . . . . .	53	Governor . . . . .	47
Clutch . . . . .	58	Ignition System . . . . .	56
Clutch Housing . . . . .	57	Magneto . . . . .	55
Connecting Rod . . . . .	47	Manifold . . . . .	52
Control—Clutch . . . . .	56	Piston . . . . .	47
Control—Governor . . . . .	50	Starter Pinion . . . . .	60
Control—Starter Pinion . . . . .	56	Transmission . . . . .	60
Crank—Starting . . . . .	62	Valve Mechanism . . . . .	47
Crankshaft . . . . .	47	Water Lines . . . . .	50
Cylinder Block . . . . .	45		

## Clutch, Transmission and Chassis

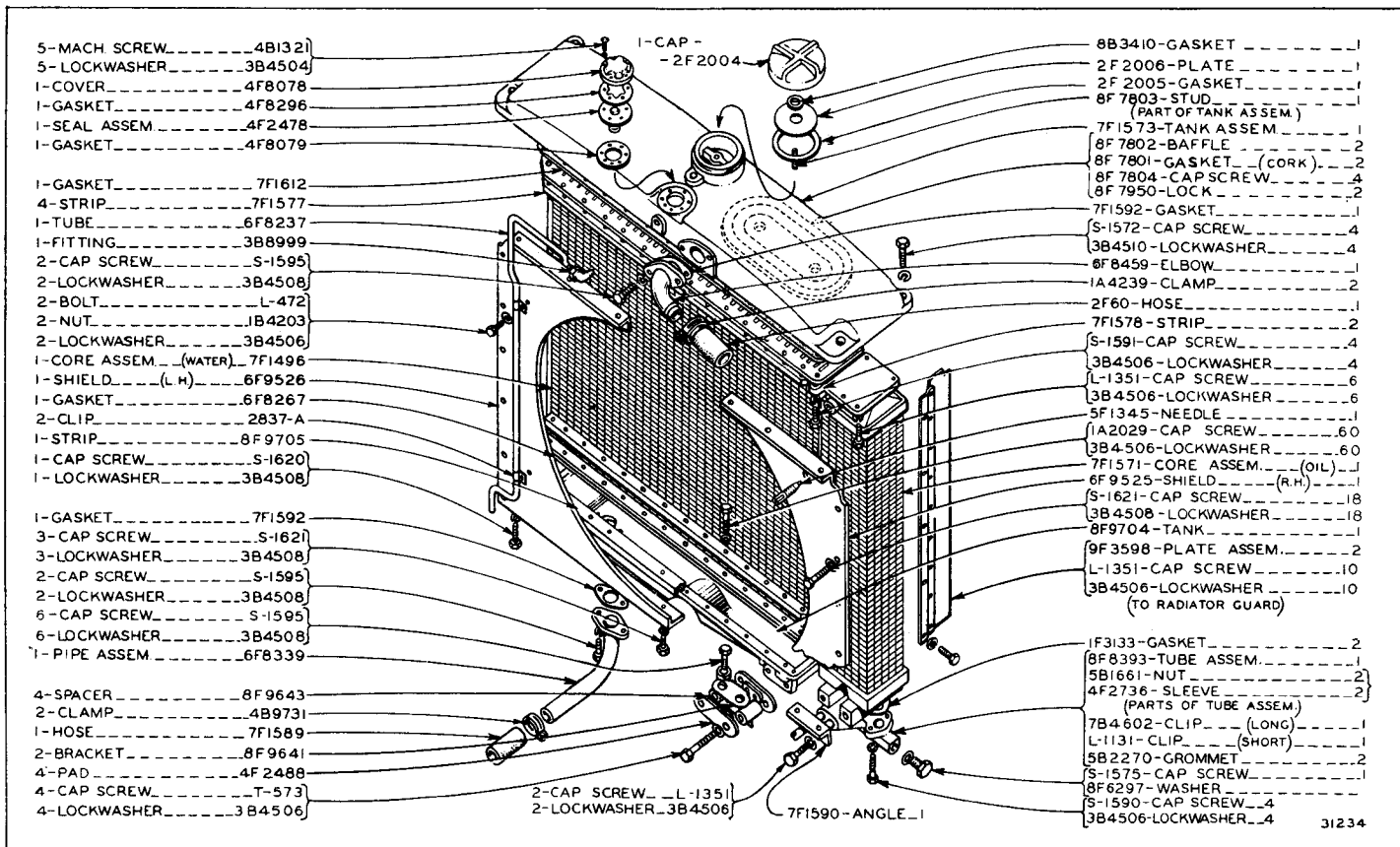
(Page 65)

Name	Page	Name	Page
Brakes	119	Hood and Dash	139
Clutch—Flywheel	65	Idler—Front	128
Clutch—Steering	114	Oil Clutch—Field Changeover	66
Control—Brake	118	Platform	136
Control—Flywheel Clutch	80	Roller—Track	132
Control—Gear Shift	80	Roller—Track Carrier	131
Control—Steering Clutch	110	Seat Cushions	138
Drawbar	140	Spring—Equalizer	126
Enclosure—Flywheel Clutch	66	Tank—Fuel	138
Fenders	136	Tool Box	136
Final Drive	124	Track	133
Frame	117	Transmission	98
Frame—Seat	138	Transmission Case and Covers	100
Frame—Track Roller	130	Transmission Lubrication System	104
Guards—Track Roller Frame	130		

## Attachments

(Page 141)

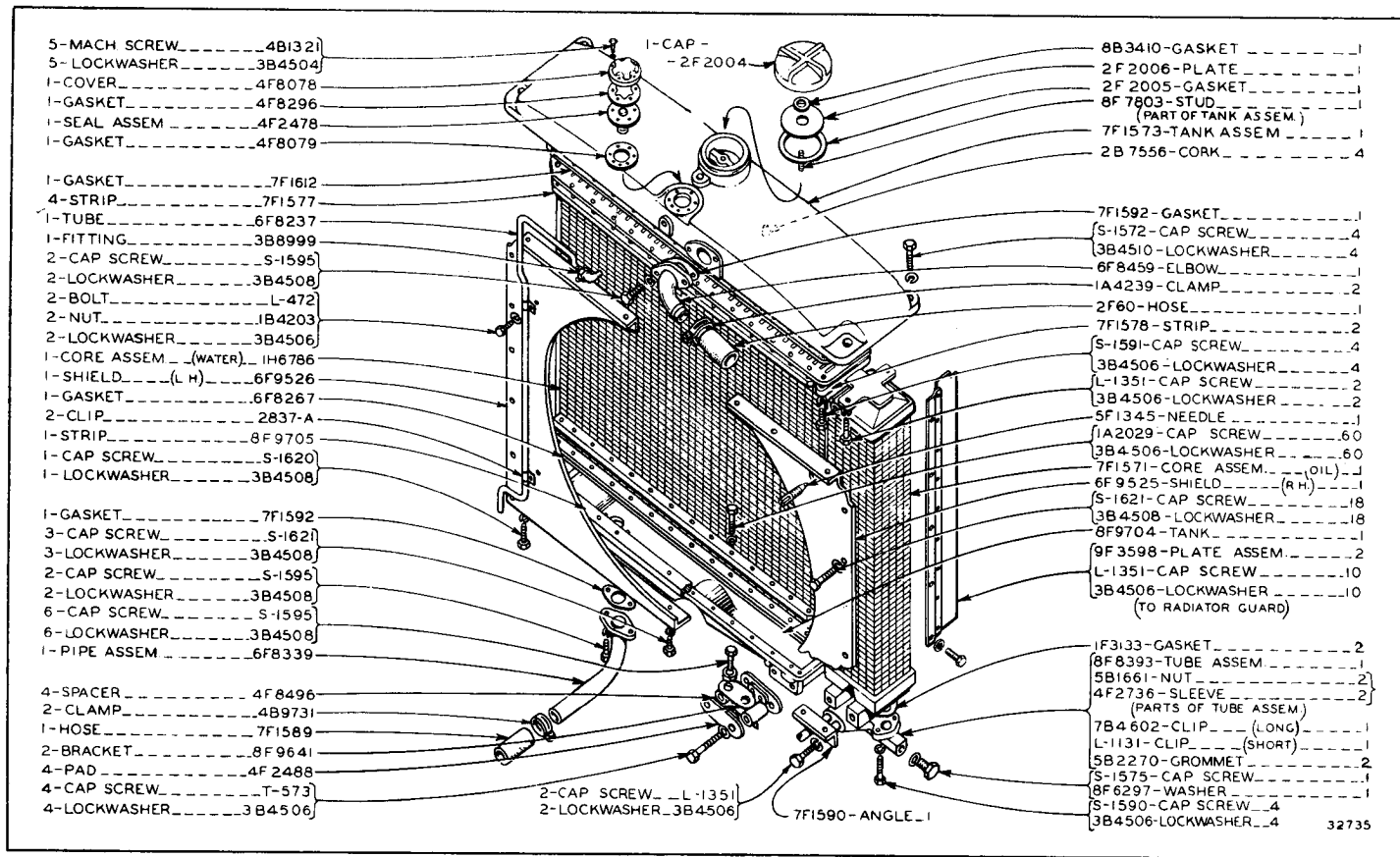
Air Cleaner Inlet Pipe Extension	149	Guard—Crankcase	147
Attachments Arrangements	205	Guard—Crankcase Side	148
Belt Pulley Drive	217	Guard—Track Roller Dirt— Heavy Duty	212
Brake Lining—Undersize	164	Heater—Cab	160
Brakes—Field Replacement	162	Hood and Door	214
Bronze Collar—Flywheel Clutch	171	Hook—Front Pull	144
Bumper—Front	141	Lighting System	173
Bumper—Push	141	Muffler	213
Cab	155	Power Take-Off—Rear	216
Canopy Top	152	Power Take-Off—Rear Direct Drive	215
Conversion—Offset Track Roller Frame	204	Rain Trap—Exhaust	212
Counterweight	218	Rear Bearing Oil Seals	165
Curtain—Canopy	150	Reinforcement Bar— Transmission Case	171
Curtain—Radiator	142	Spark Arrester	213
Fan and Guard	143	Starter—Electric	196 & 200
Fan—Defroster	153	Starting Aid—Ether	203
Frame—Track Roller	210	Transmission	166
Frost Pan	148	Transmission Lubrication System	172
Generator	185	Windshield Wiper	161
Guard—Brush	149		



7F1594 RADIATOR AND OIL COOLER GROUP

Serial No. 2U15001 to 2U15530 Inclusive

NOTE: 6F6041 Rust Inhibitor is Available

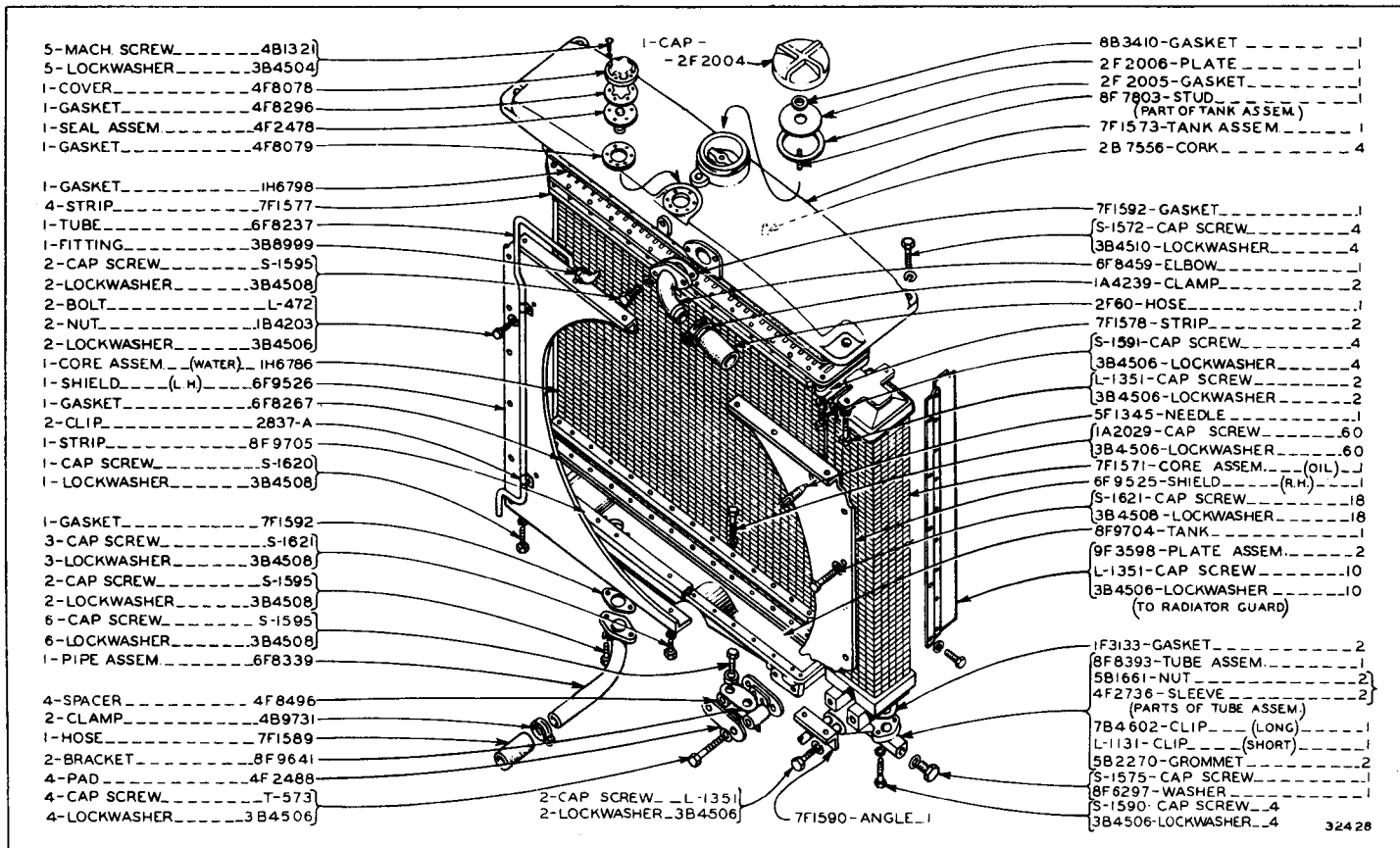


**7F1594 RADIATOR AND OIL COOLER GROUP**

Serial No. 2U15531 to 2U16056 Inclusive

NOTE: 6F6041 Rust Inhibitor is Available

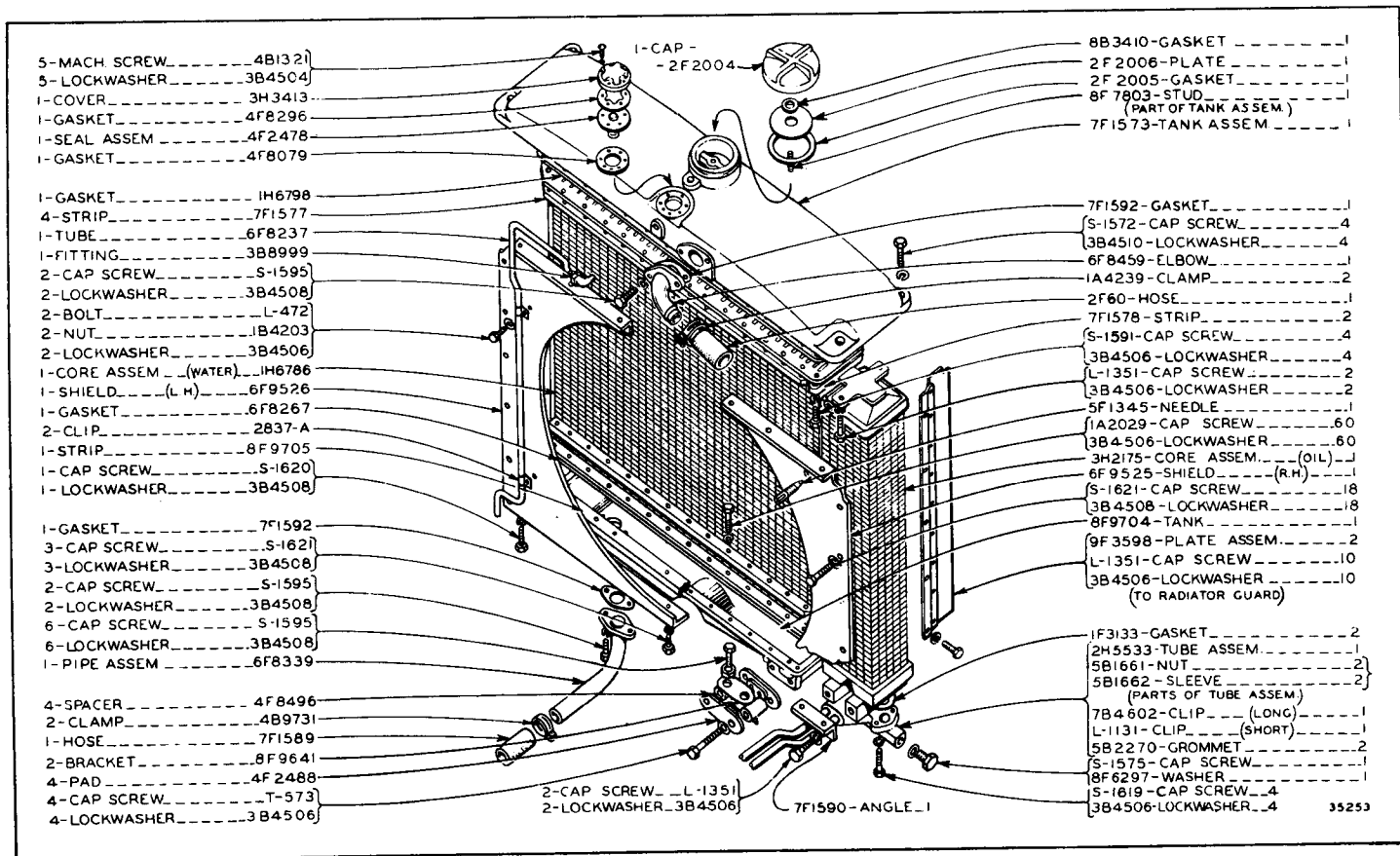




**7F1594 RADIATOR AND OIL COOLER GROUP**

Serial No. 2U16057 to 2U19846 Inclusive

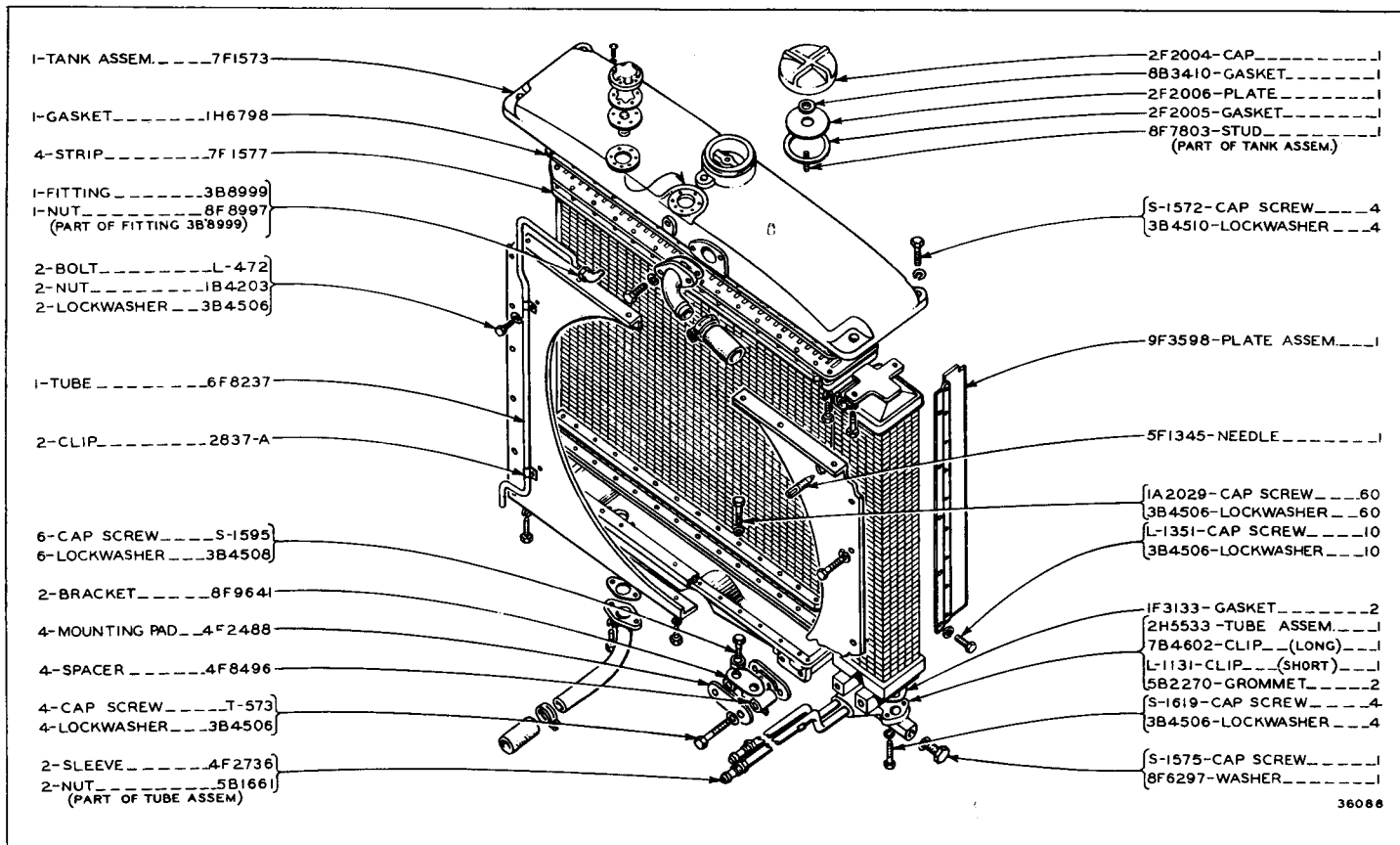
NOTE: 6F6041 Rust Inhibitor is Available



**7F1594 RADIATOR AND OIL COOLER GROUP**  
Serial No. 2U19847 to 2U21192 Inclusive  
NOTE: 6F6041 Rust Inhibitor is Available

ALWAYS GIVE SERIAL NUMBER WHEN ORDERING PARTS

10 "CATERPILLAR" D8 TRACTOR

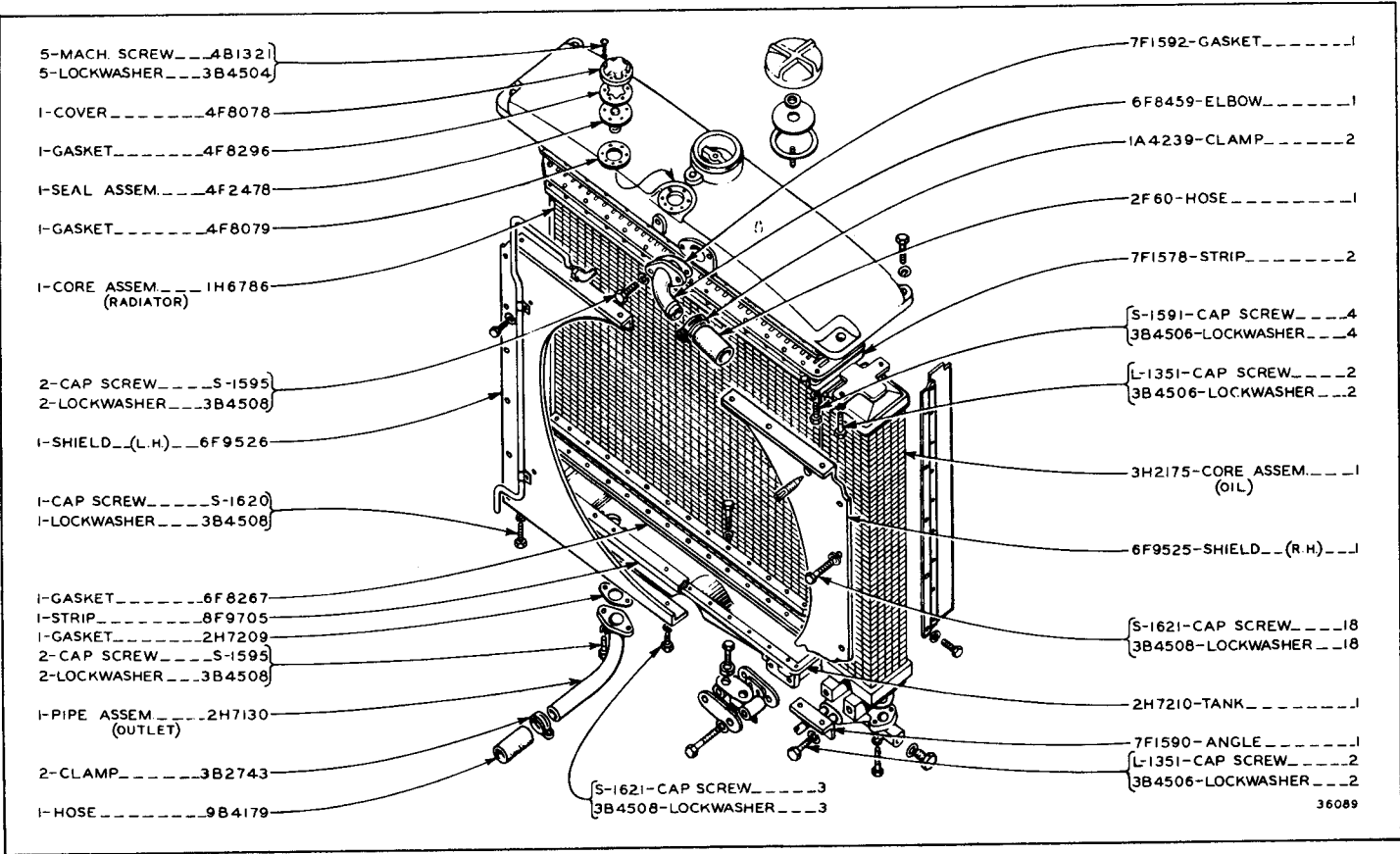


2H7944 RADIATOR AND OIL COOLER GROUP—Part One

Effective with Serial No. 2U21193

NOTE: 6F6041 Rust Inhibitor is Available

ONLY "CATERPILLAR" PARTS GIVE "CATERPILLAR" PERFORMANCE



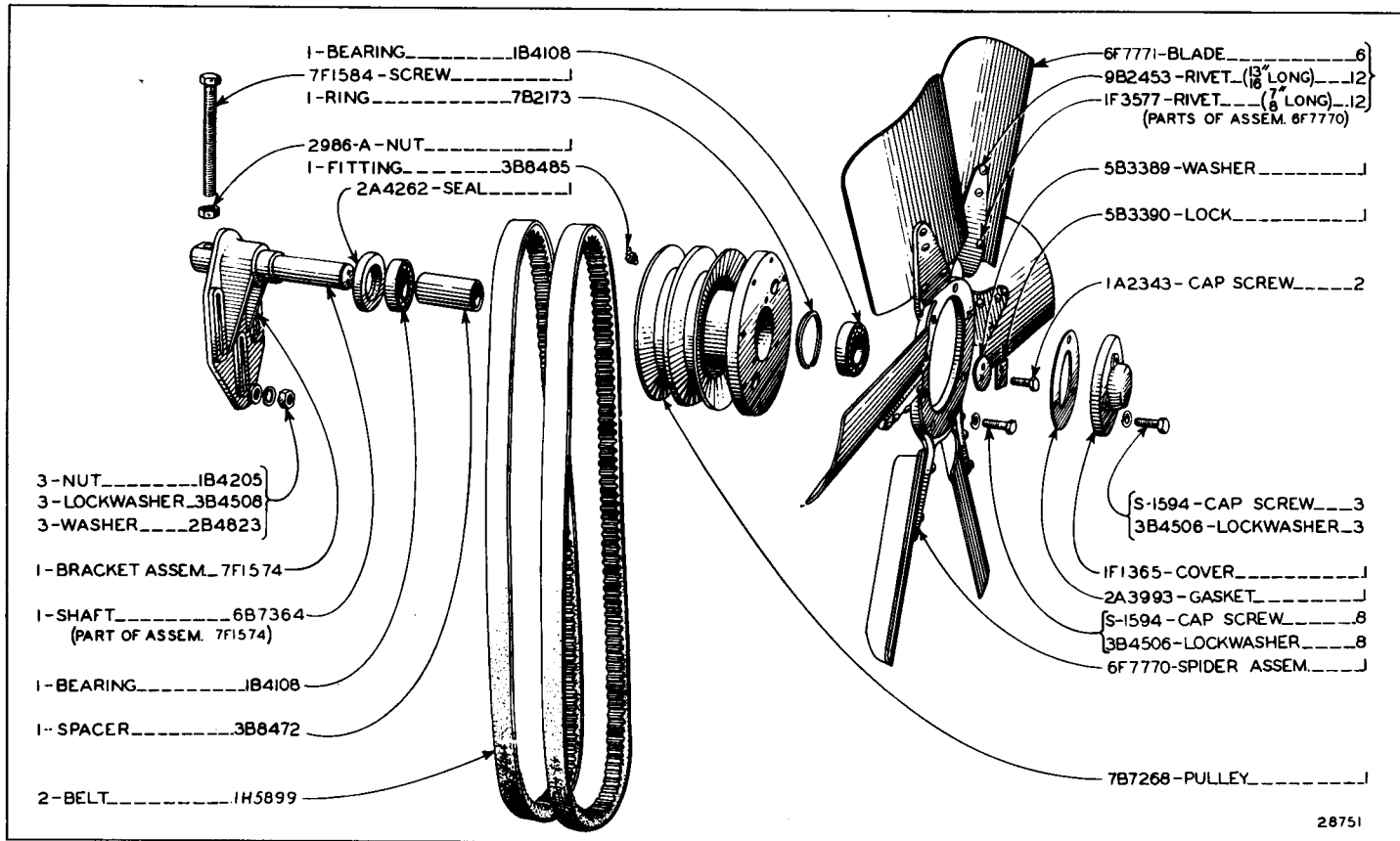
2H7944 RADIATOR AND OIL COOLER GROUP—Part Two

Effective with Serial No. 2U21193

NOTE: 6F6041 Rust Inhibitor is Available

DIESEL ENGINE

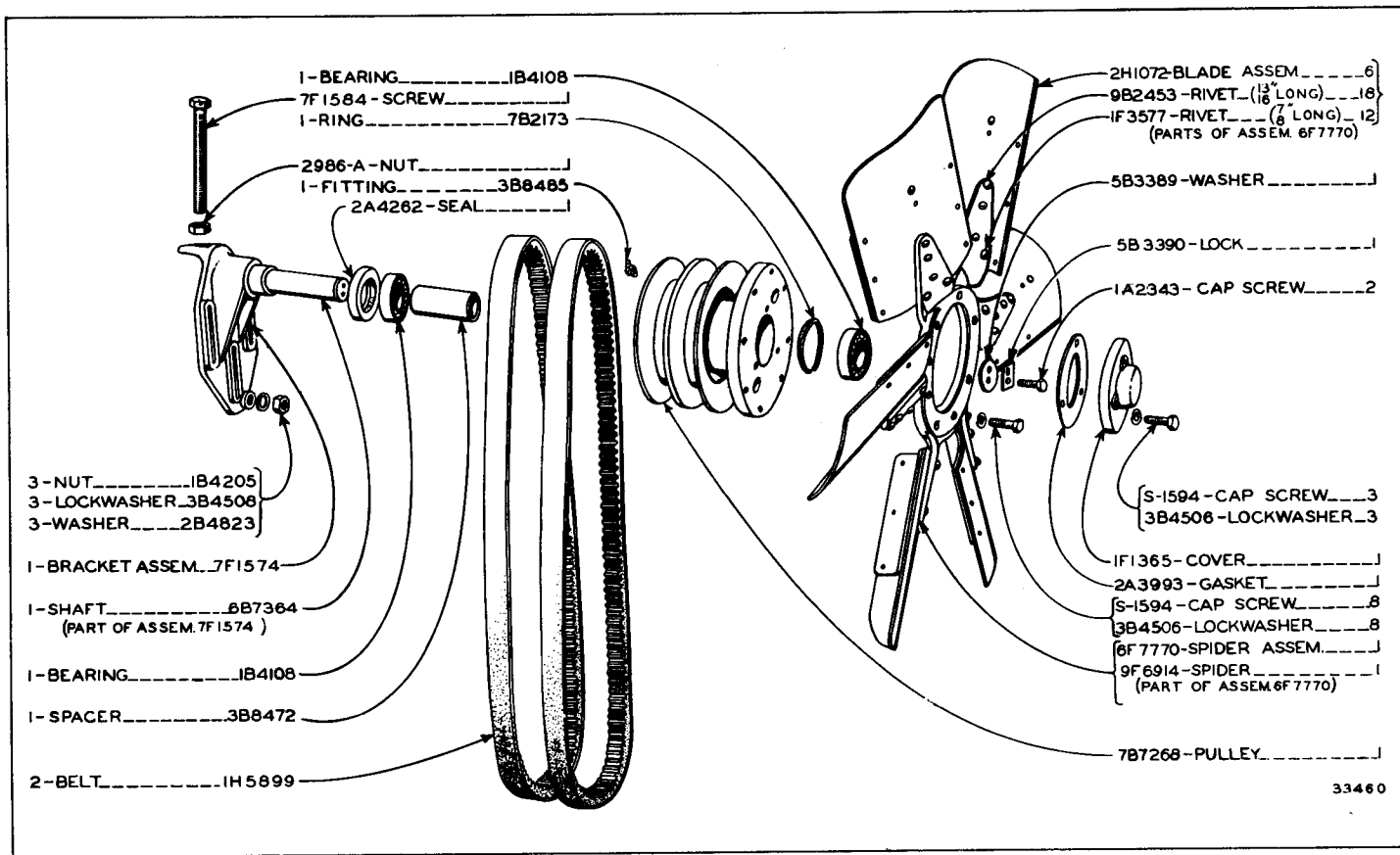
11



28751

FAN

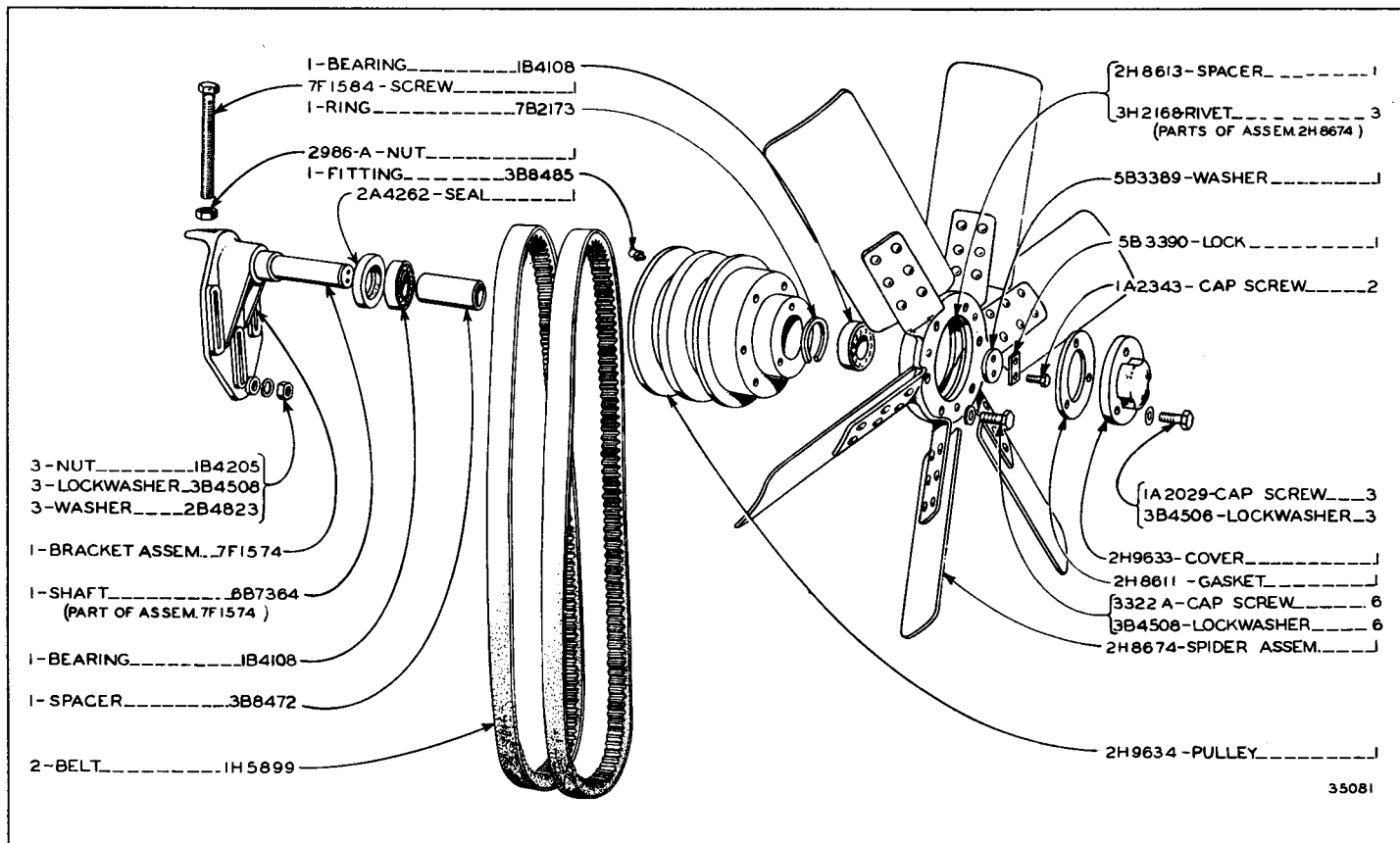
Serial No. 2U15001 to 2U17510, 2U17533 and 2U17534 inclusive  
Refer also to Page 143 for special parts



33460

FAN

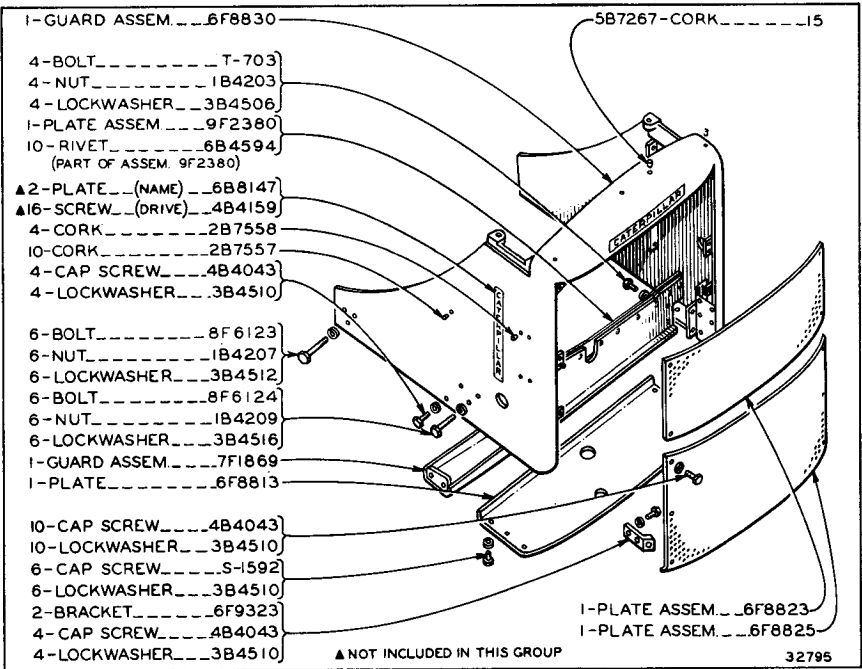
Serial No. 2U17511 to 2U17532 and 2U17535 to 2U19071 inclusive  
Refer also to Page 143 for special parts



35081

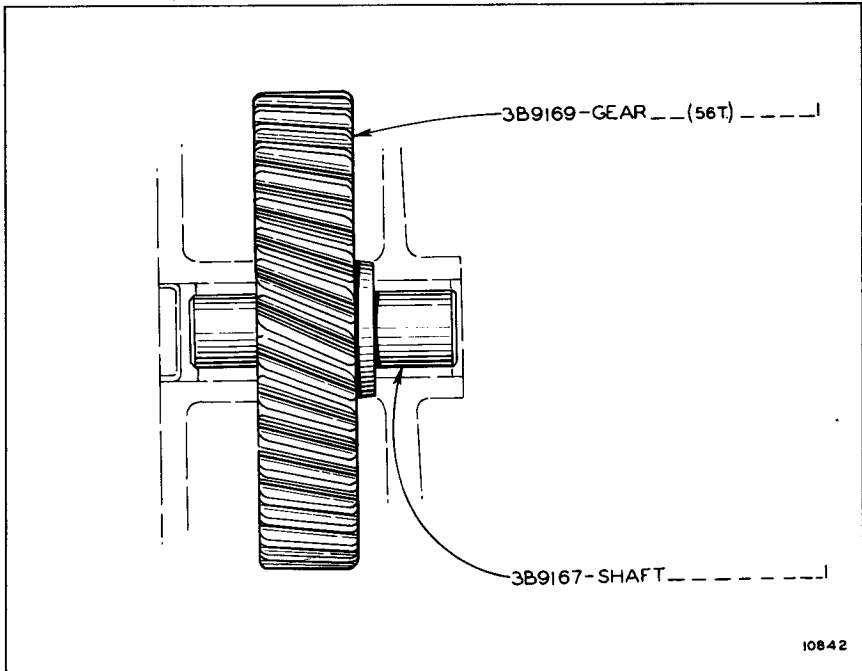
FAN

Effective with Serial No. 2U19072  
 Refer also to Page 144 for special parts



**RADIATOR GUARD**

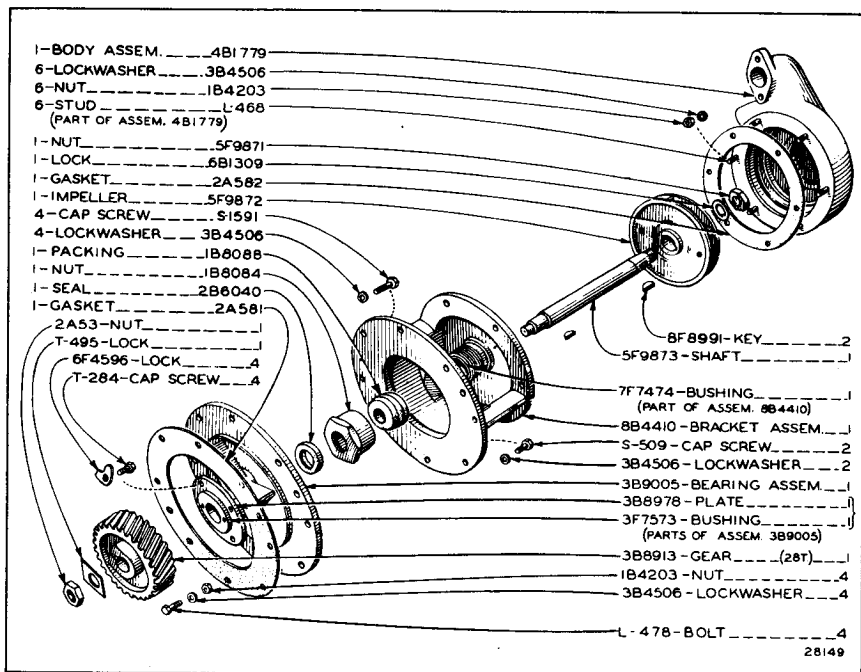
Refer also to Page 208 for special parts



**WATER PUMP IDLER GEAR**

10842

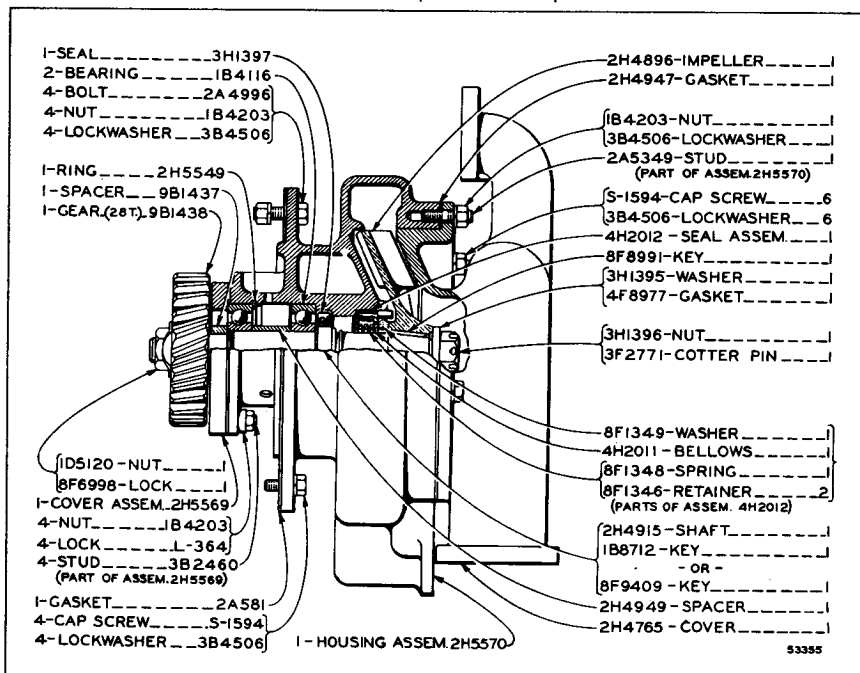




**8B4409 WATER PUMP GROUP**

Serial No. 2U15001 to 2U21192 inclusive

Note: 9F53 Water Pump Gasket Group is available

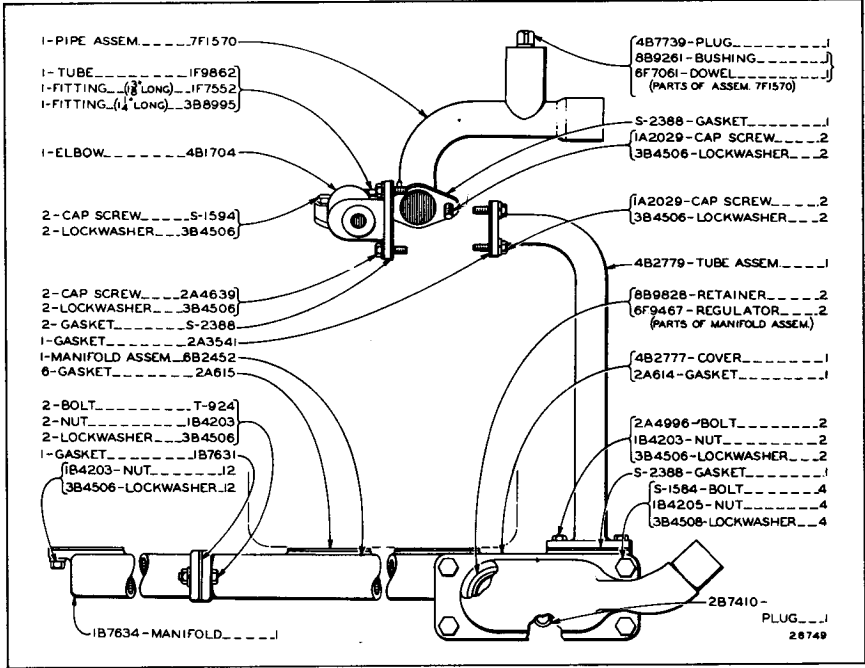


**2H4730 WATER PUMP GROUP**

Effective with Serial No. 2U21193

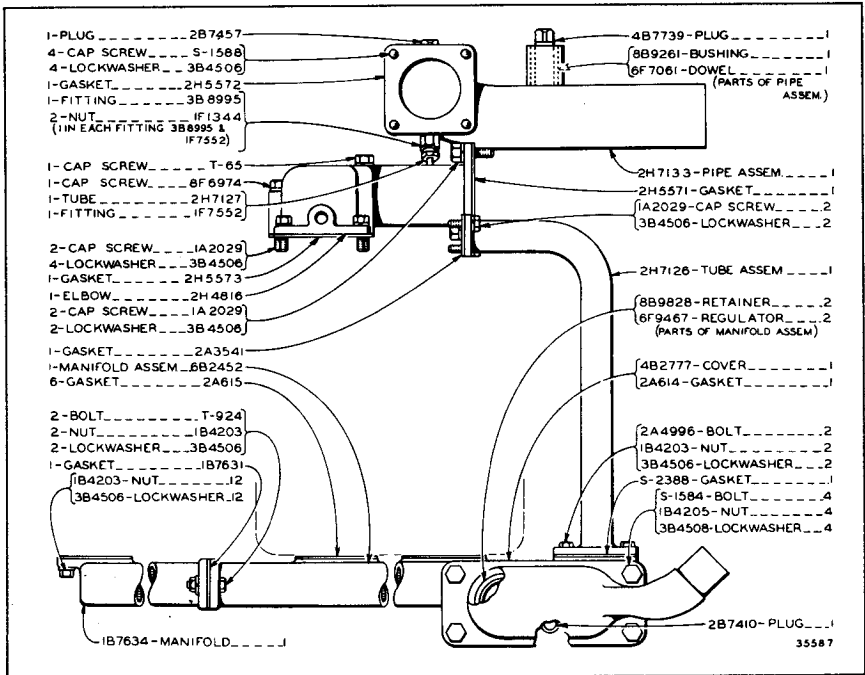
Note: 9F53 Water Pump Gasket Group is available

**ALWAYS GIVE SERIAL NUMBER WHEN ORDERING PARTS**



**WATER LINES**

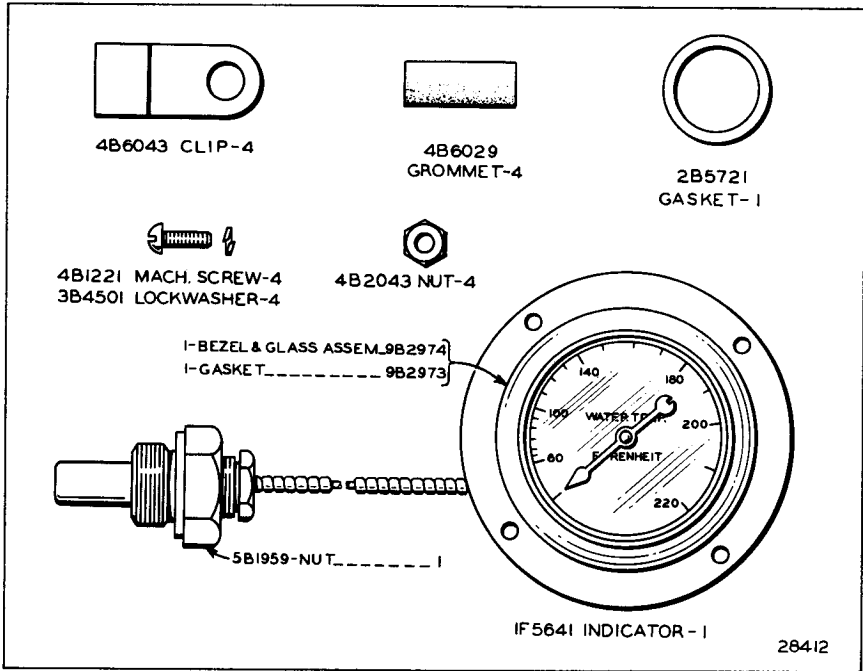
Serial No. 2U15001 to 2U21192 inclusive



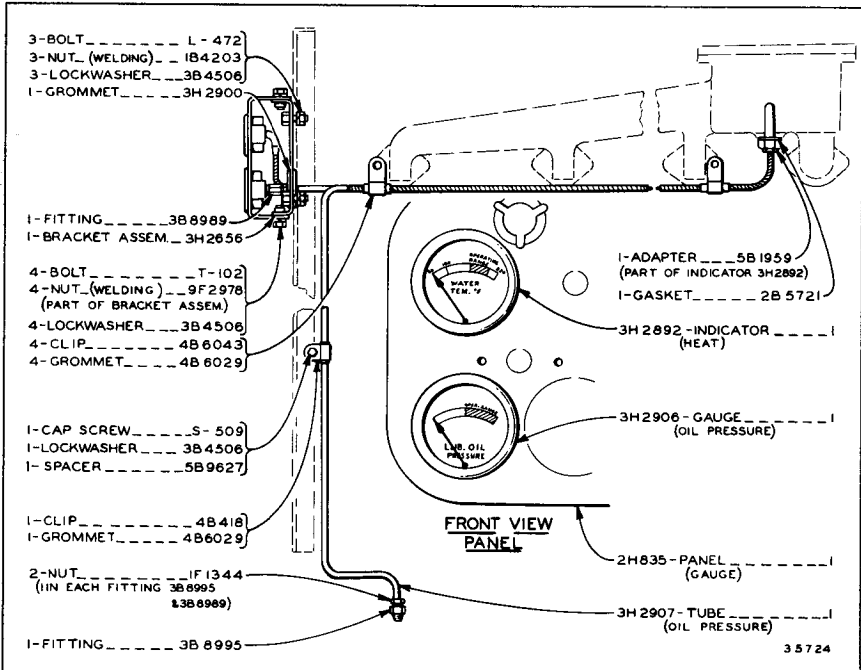
**WATER LINES**

Effective with Serial No. 2U21193

ONLY "CATERPILLAR" PARTS GIVE "CATERPILLAR" PERFORMANCE

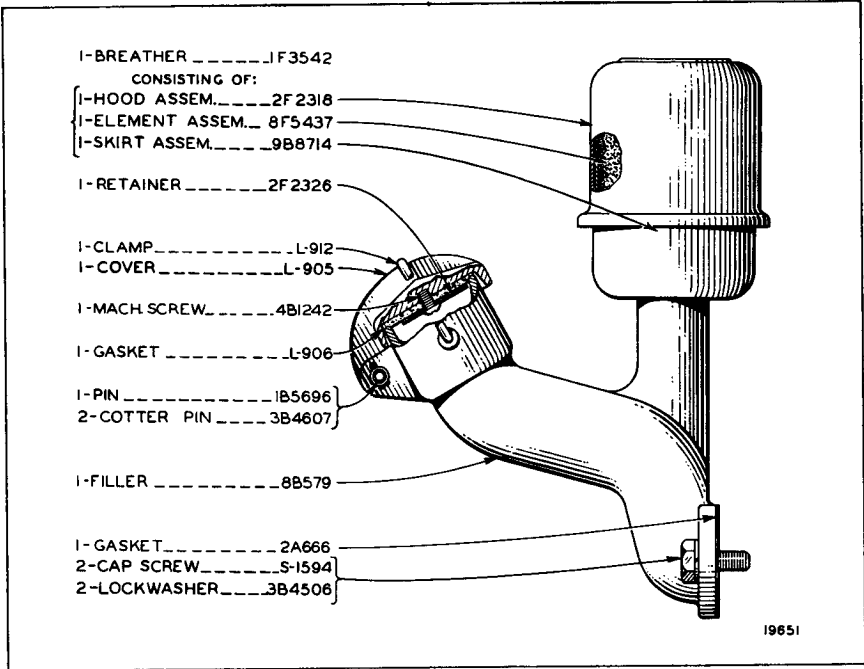


**4B443 HEAT INDICATOR GROUP**  
Serial No. 2U15001 to 2U21512 inclusive

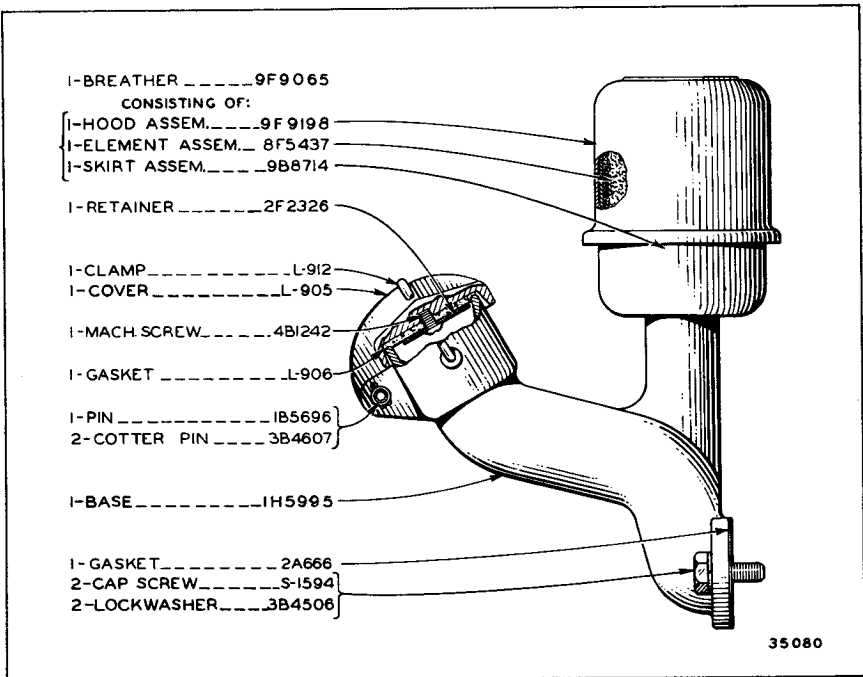


**GAUGES**  
Effective with Serial No. 2U21513

ALWAYS GIVE SERIAL NUMBER WHEN ORDERING PARTS

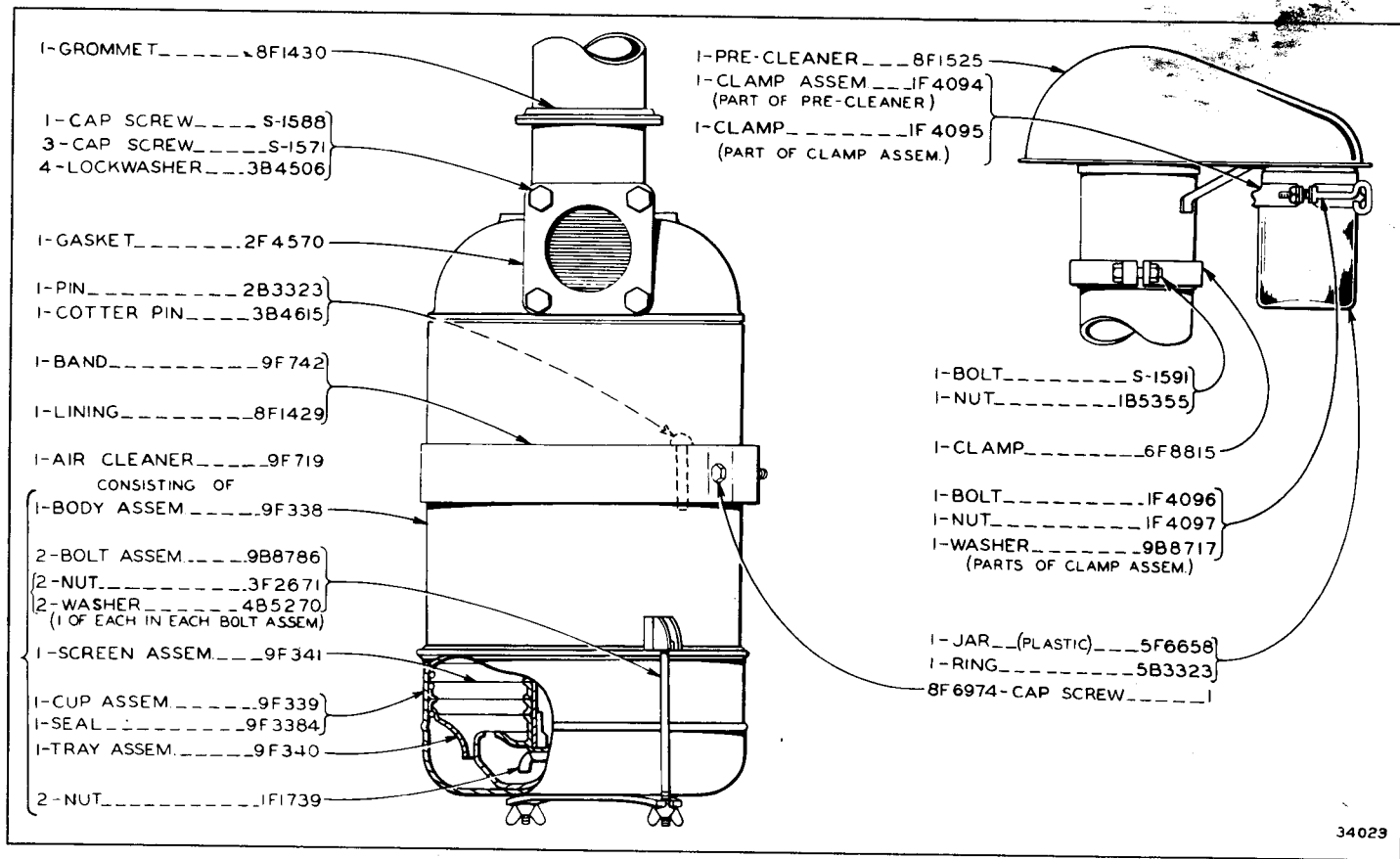


**8B2854 BREATHER AND OIL FILLER GROUP**  
 Serial No. 2U15001 to 2U18865 inclusive



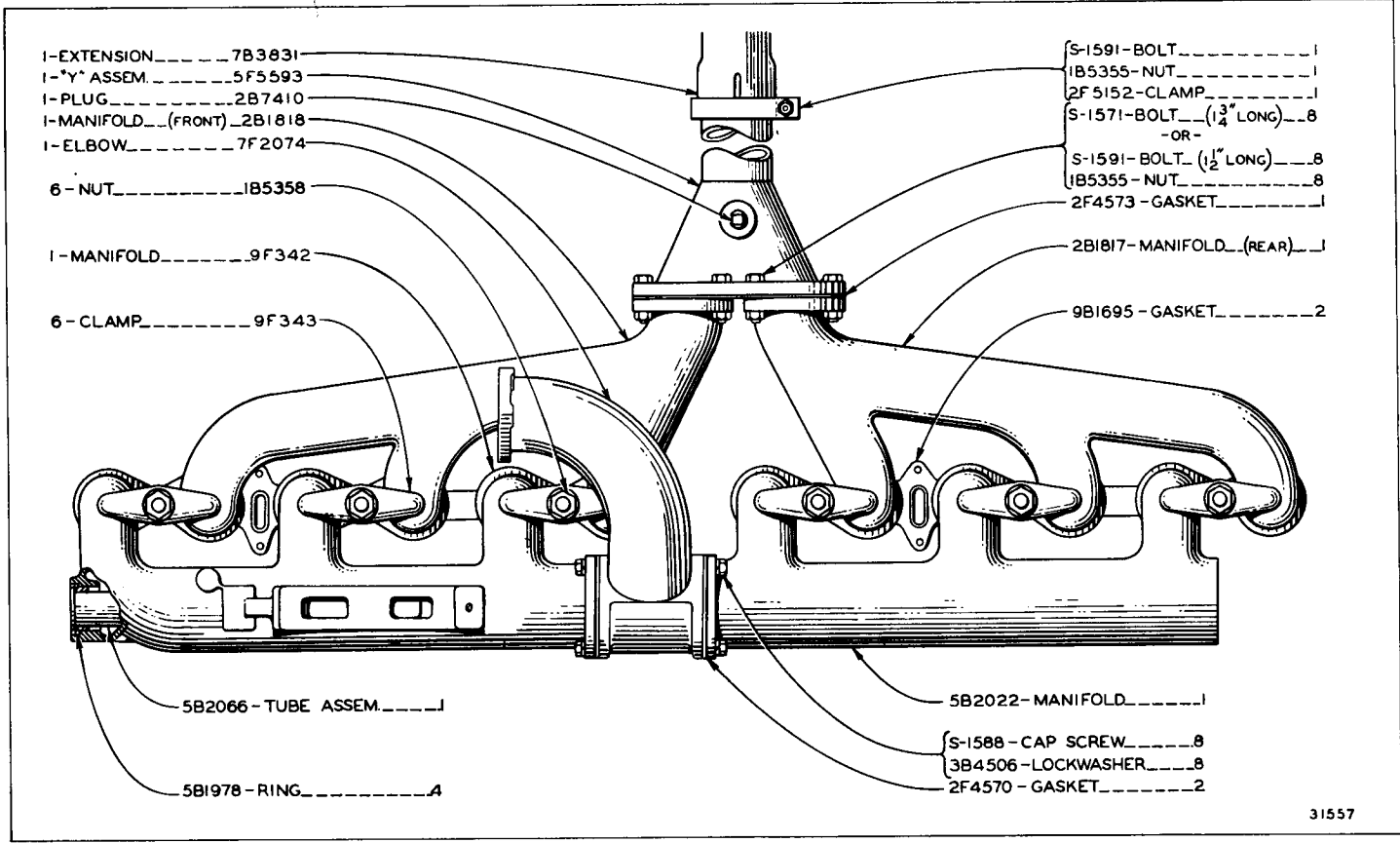
**8B2854 BREATHER AND OIL FILLER GROUP**  
 Effective with Serial No. 2U18866

ONLY "CATERPILLAR" PARTS GIVE "CATERPILLAR" PERFORMANCE



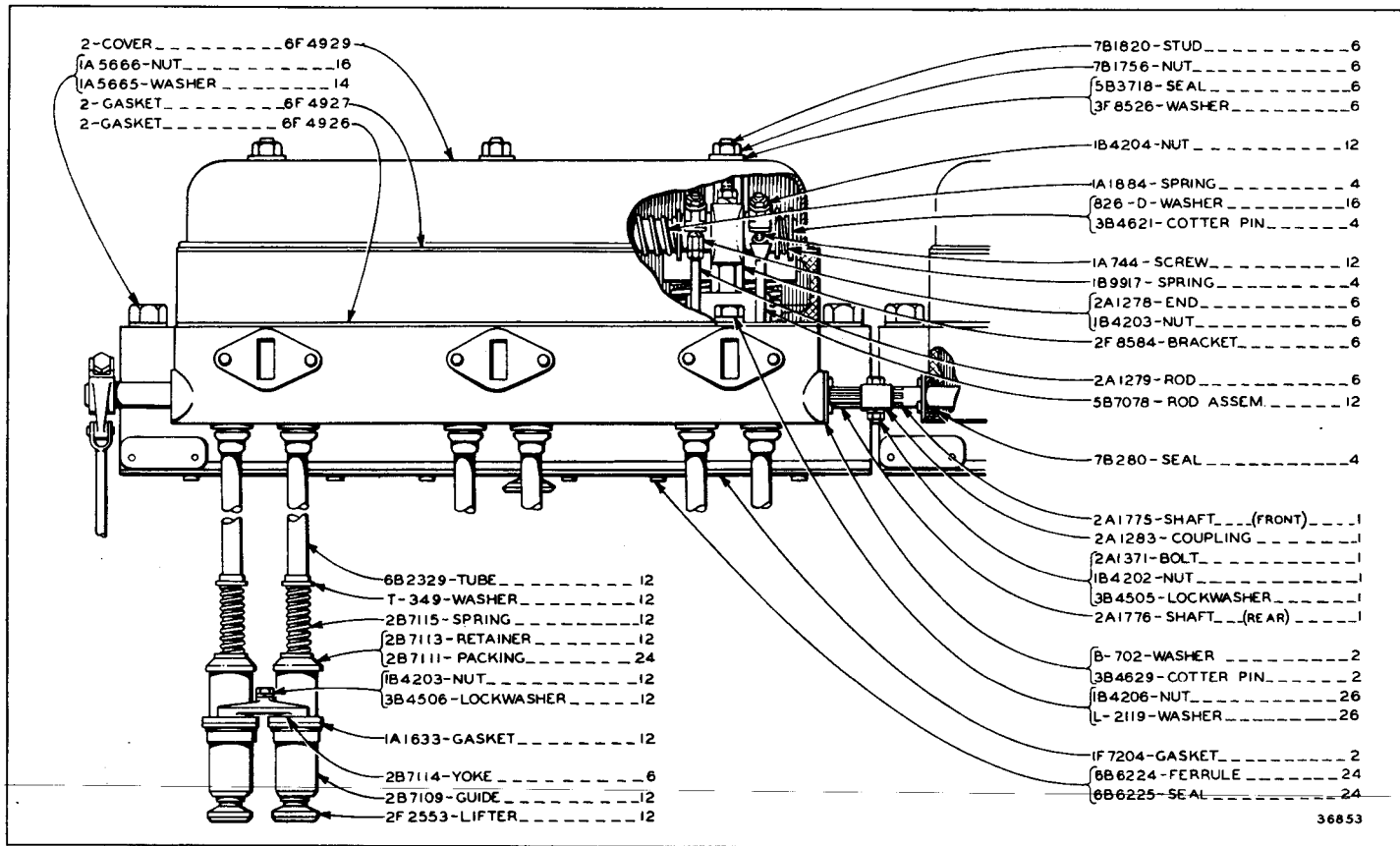
AIR CLEANER

34023



31557

MANIFOLDS



- 2-COVER ..... 6F 4929
- 1A 5666-NUT ..... 16
- 1A 5665-WASHER ..... 14
- 2-GASKET ..... 6F 4927
- 2-GASKET ..... 6F 4926

- 7B1820-STUD ..... 6
- 7B1756-NUT ..... 6
- 5B3718-SEAL ..... 6
- 3F 8526-WASHER ..... 6

- 1B4204-NUT ..... 12
- 1A1884-SPRING ..... 4
- 826-D-WASHER ..... 16
- 3B4621-COTTER PIN ..... 4

- 1A744-SCREW ..... 12
- 1B9917-SPRING ..... 4
- 2A1278-END ..... 6
- 1B4203-NUT ..... 6
- 2F 8584-BRACKET ..... 6

- 2A1279-ROD ..... 6
- 5B7078-ROD ASSEM. .... 12
- 7B280-SEAL ..... 4

- 2A1775-SHAFT.....(FRONT) ..... 1
- 2A1283-COUPLING ..... 1
- 2A1371-BOLT ..... 1
- 1B4202-NUT ..... 1
- 3B4505-LOCKWASHER ..... 1
- 2A1776-SHAFT.....(REAR) ..... 1

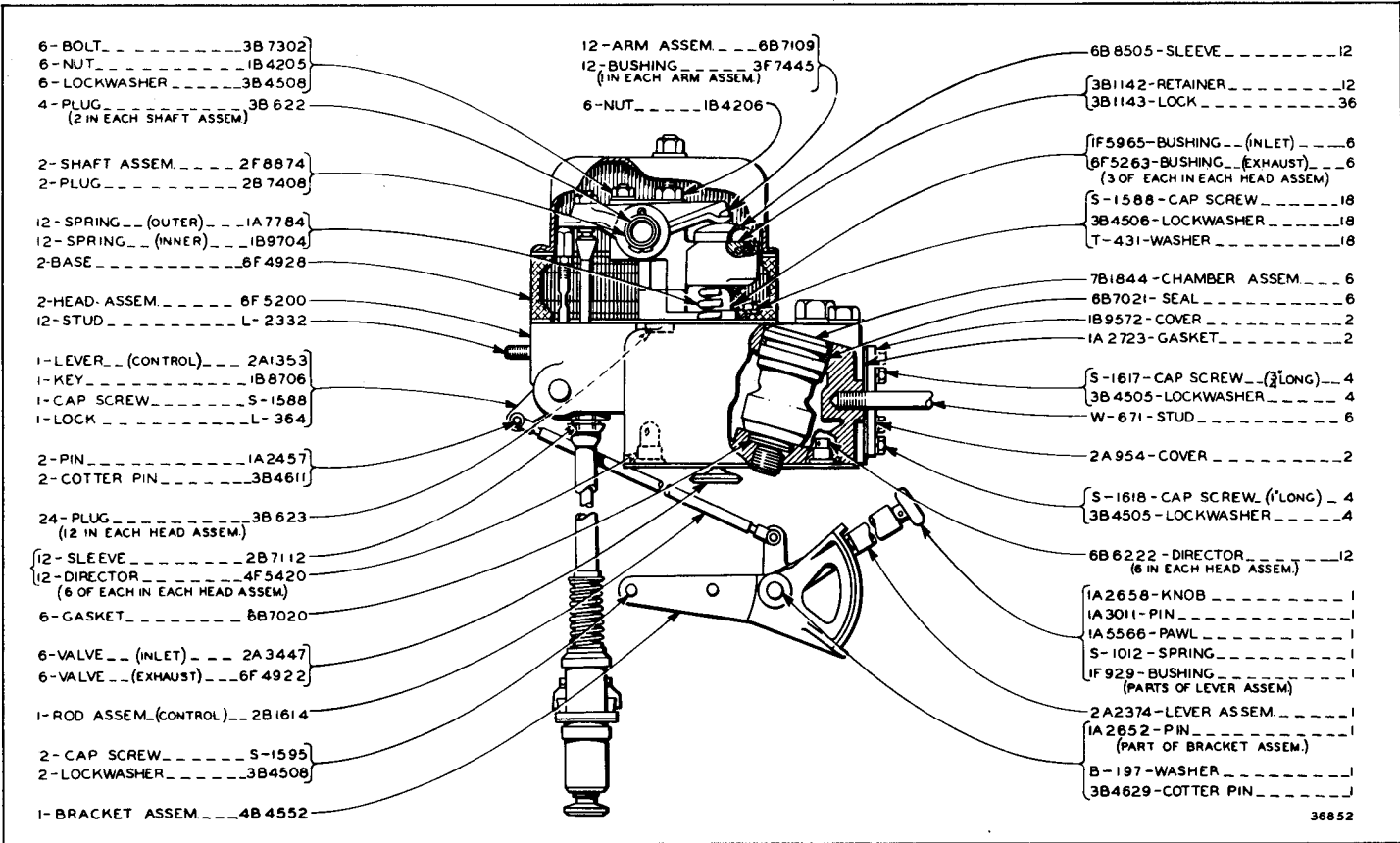
- B-702-WASHER ..... 2
- 3B4629-COTTER PIN ..... 2
- 1B4206-NUT ..... 26
- L-2119-WASHER ..... 26

- 1F7204-GASKET ..... 2
- 6B6224-FERRULE ..... 24
- 6B6225-SEAL ..... 24

- 6B2329-TUBE ..... 12
- T-349-WASHER ..... 12
- 2B7115-SPRING ..... 12
- 2B7113-RETAINER ..... 12
- 2B7111-PACKING ..... 24
- 1B4203-NUT ..... 12
- 3B4506-LOCKWASHER ..... 12
- 1A1633-GASKET ..... 12
- 2B7114-YOKE ..... 6
- 2B7109-GUIDE ..... 12
- 2F2553-LIFTER ..... 12

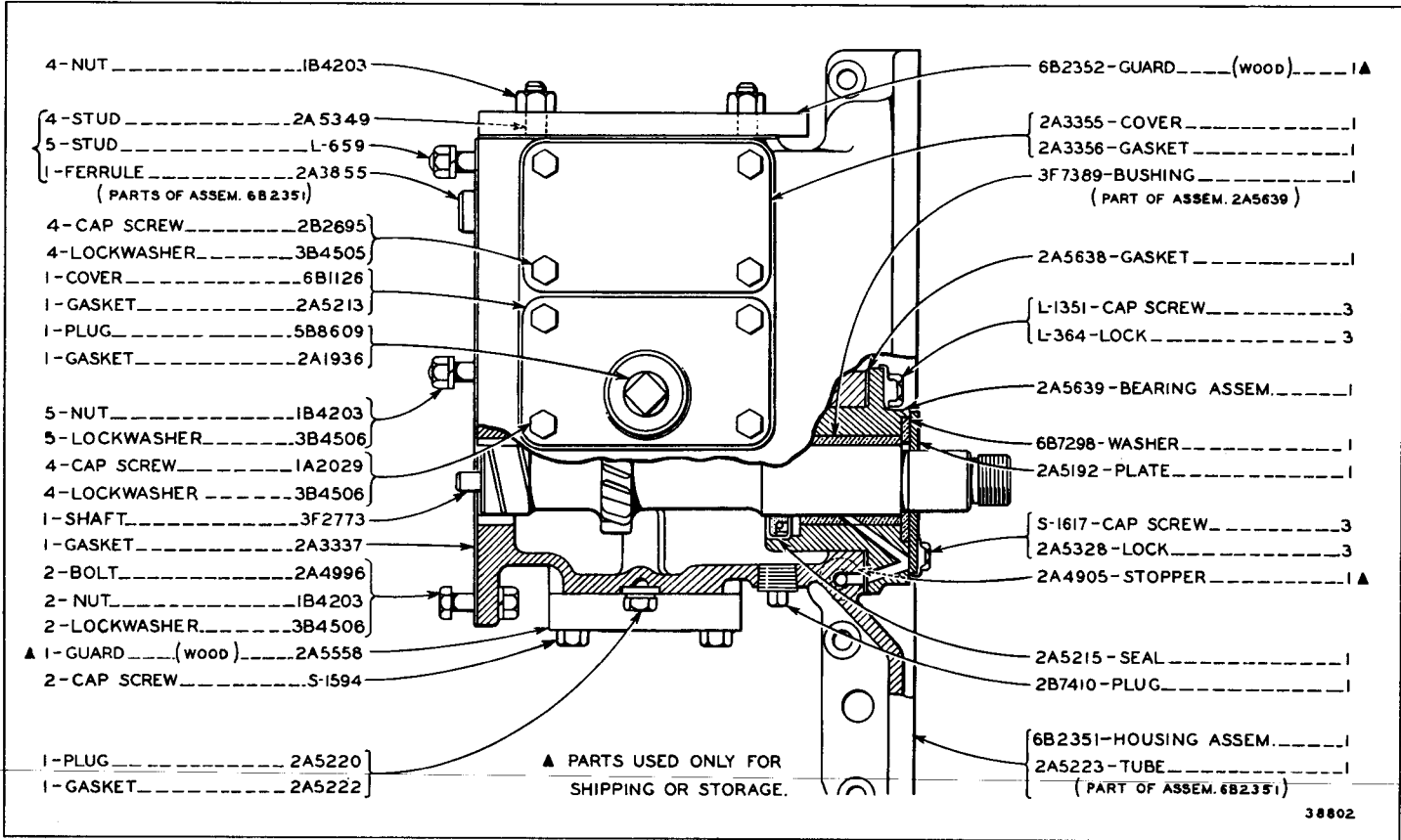
36853

383210 CYLINDER HEAD AND VALVE MECHANISM GROUP—Side View  
 Note: 6H3086 Valve Grinding Gasket Group is available

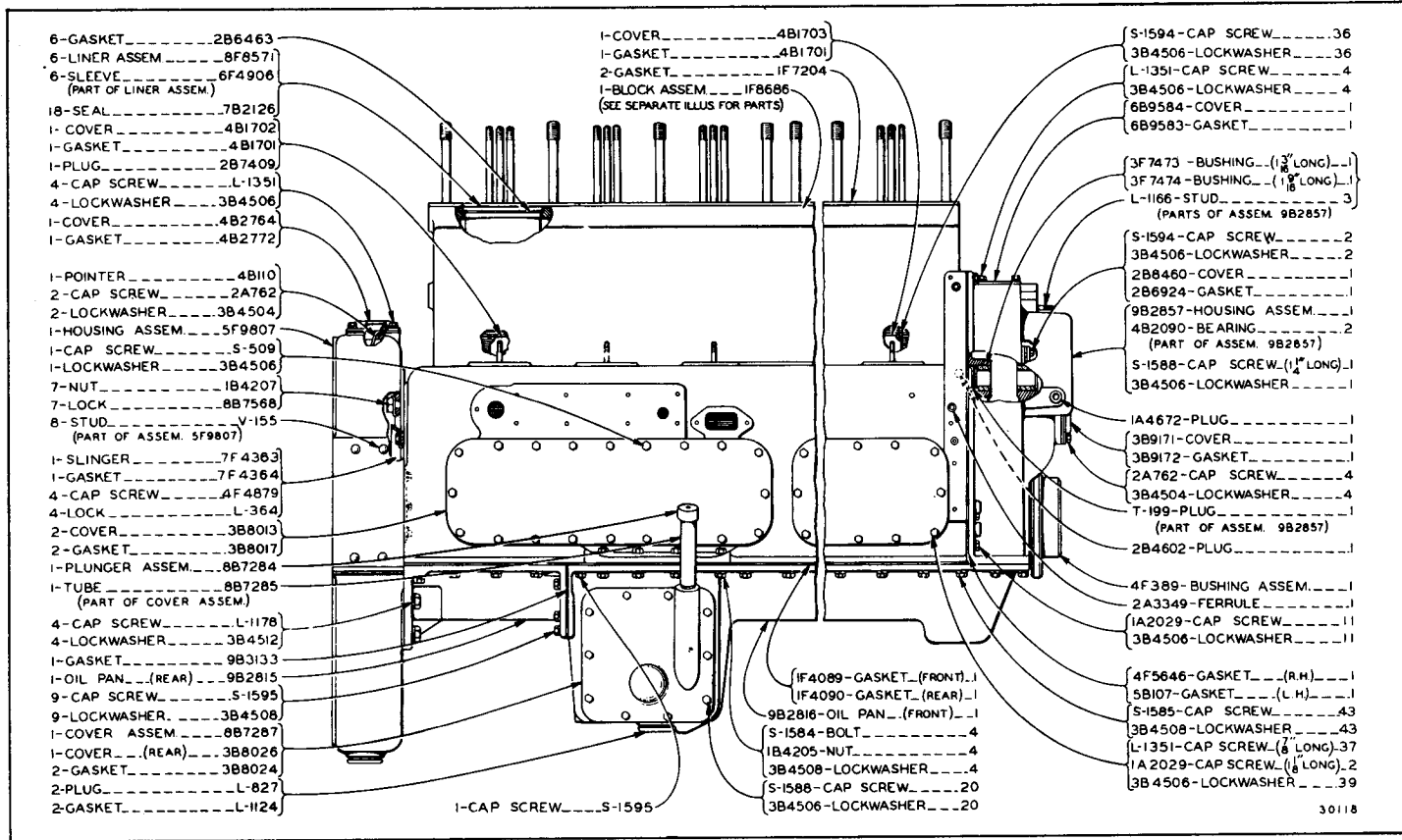


3B3210 CYLINDER HEAD AND VALVE MECHANISM GROUP—End View  
 Note: 6H3086 Valve Grinding Gasket Group is available





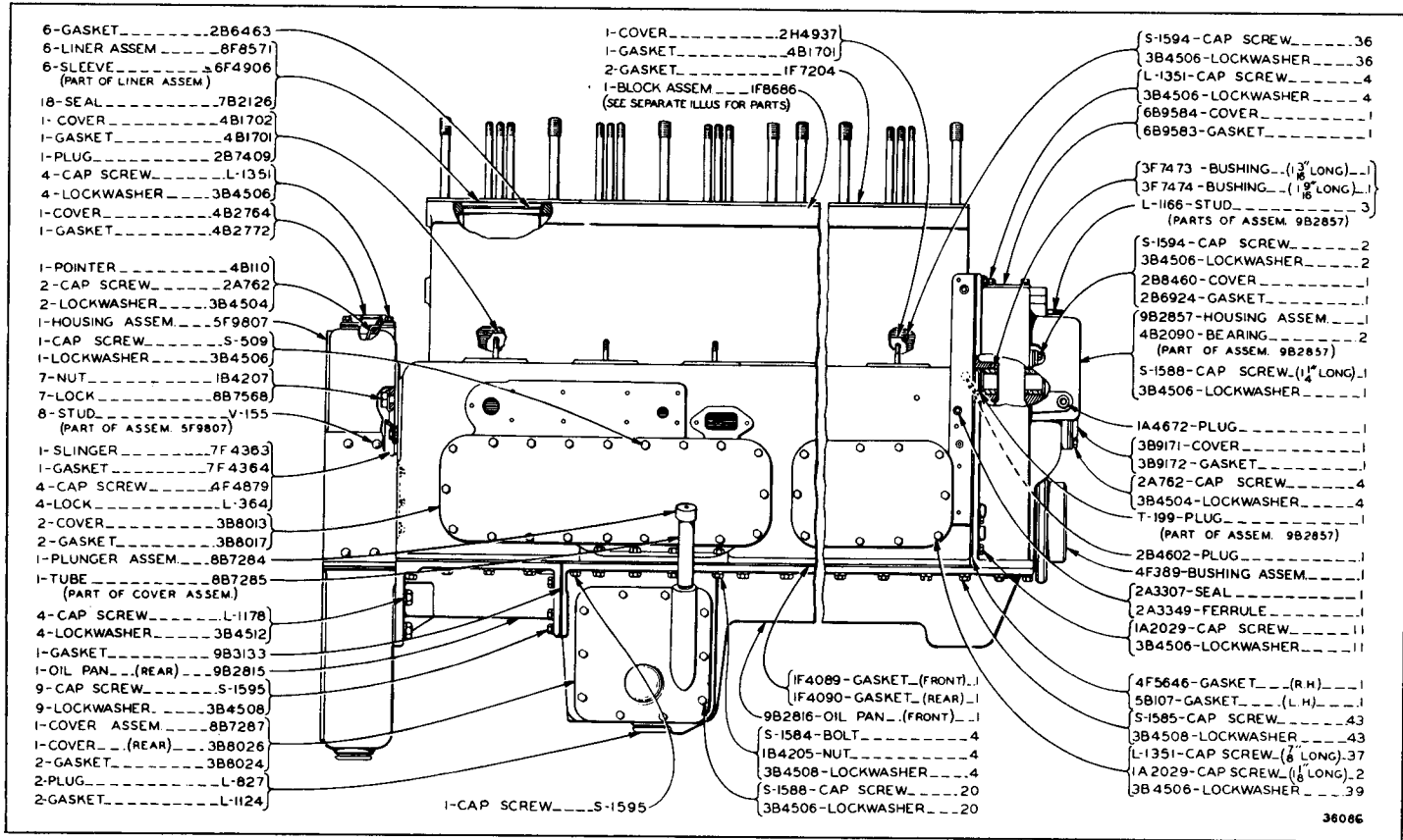
6B2350 ACCESSORY DRIVE SHAFT HOUSING GROUP



CYLINDER BLOCK AND COVERS

Serial No. 2U15001 to 2U21192 inclusive, 1F8686 Cylinder Block Assembly parts are shown on Page 28

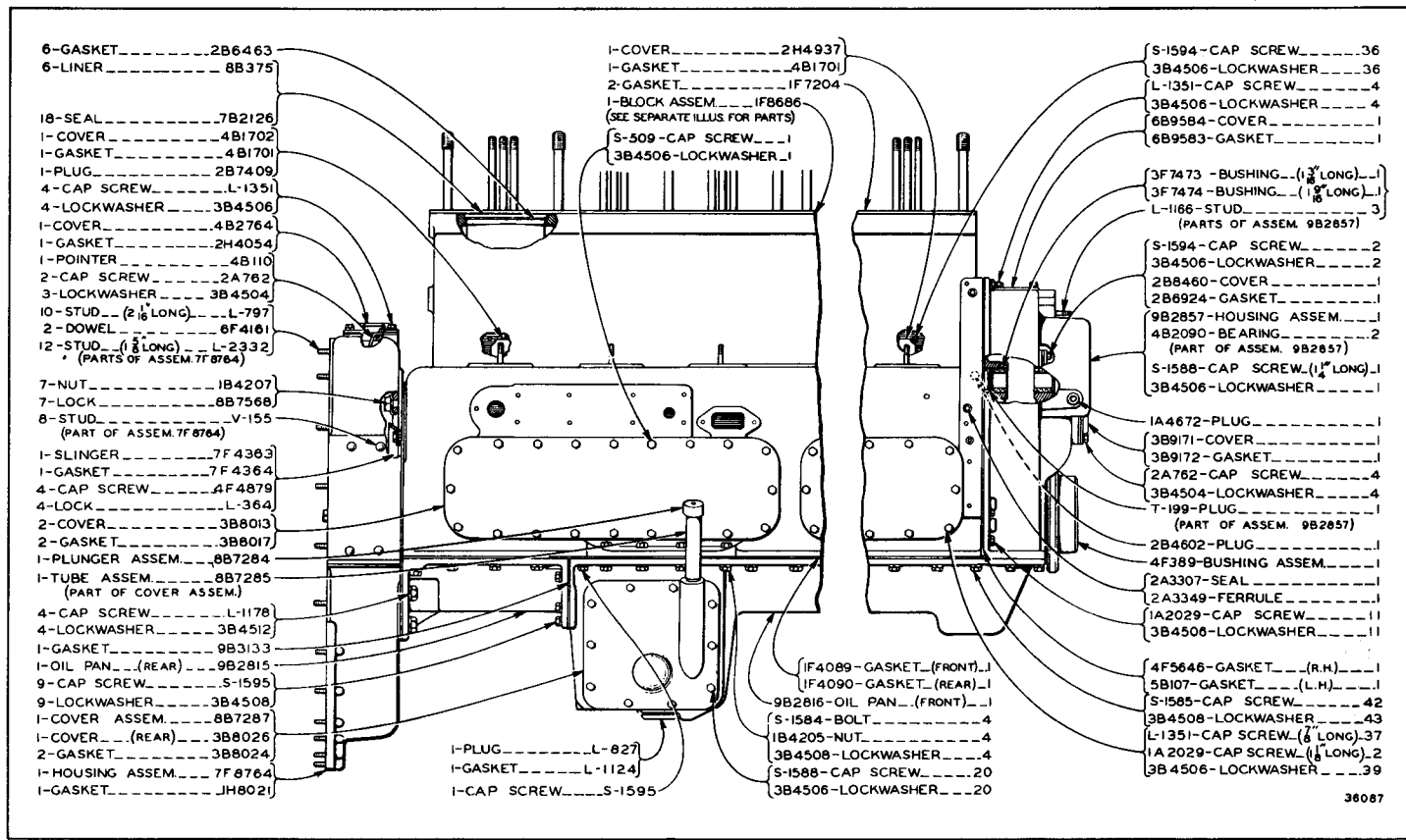
Note: 4H7074 Piston and Liner Group, 9F57 Cylinder Liner and Piston Replacement Gasket Group and 6H3086 Valve Grinding Gasket Group are available. Piston and Liner Replacement require the use of 9F57 and 6H3086 Gasket Groups



38086

CYLINDER BLOCK AND COVERS

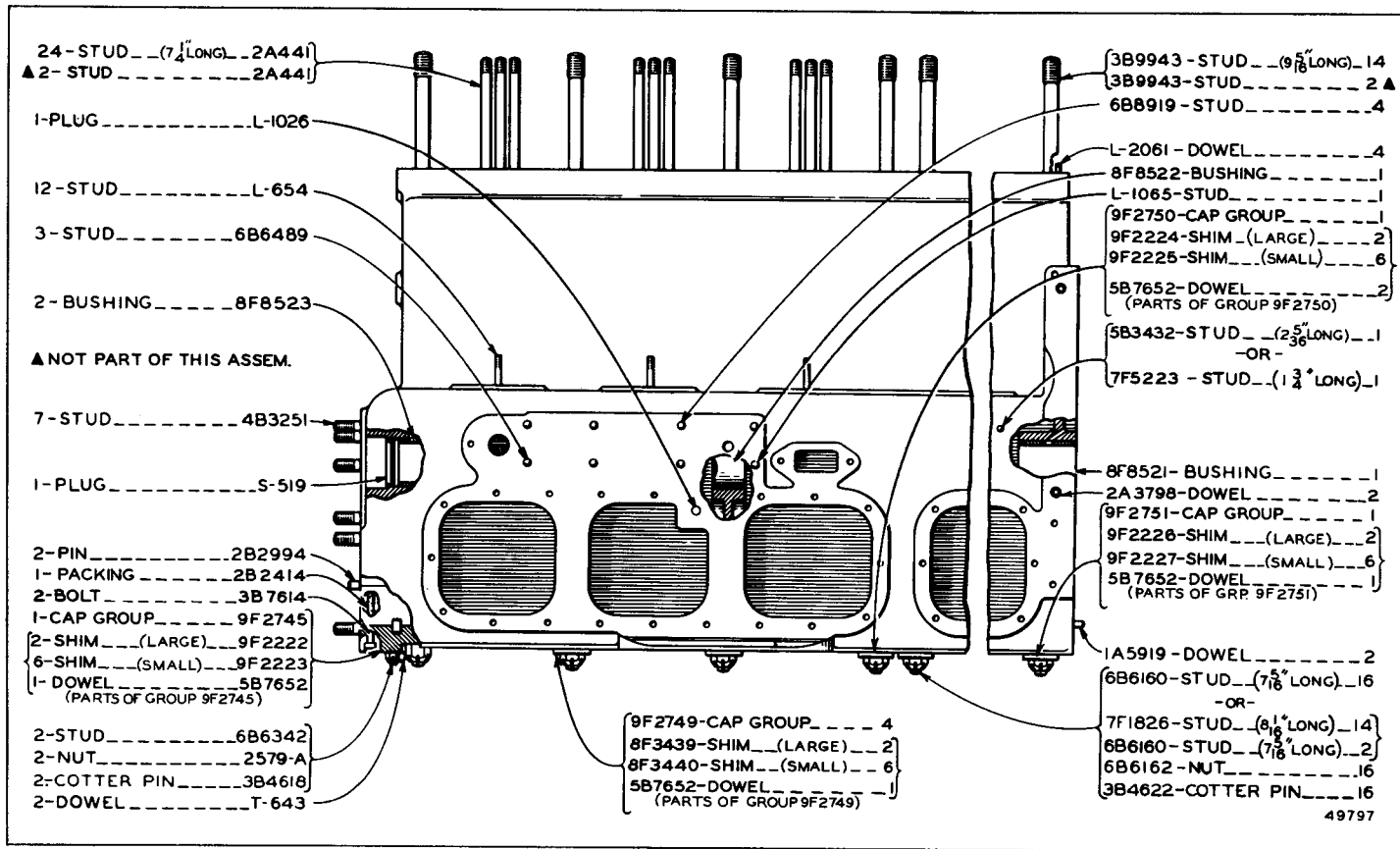
Serial No. 2U21193 to 2U21512 inclusive. IF8686 Cylinder Block Assembly parts are shown on Page 28  
 Note: 4H7074 Piston and Liner Group, 9F57 Cylinder Liner and Piston Replacement Gasket Group and 6H3086 Valve Grinding Gasket Group are available. Piston and Liner Replacement require the use of 9F57 and 6H3086 Gasket Groups



**CYLINDER BLOCK AND COVERS**

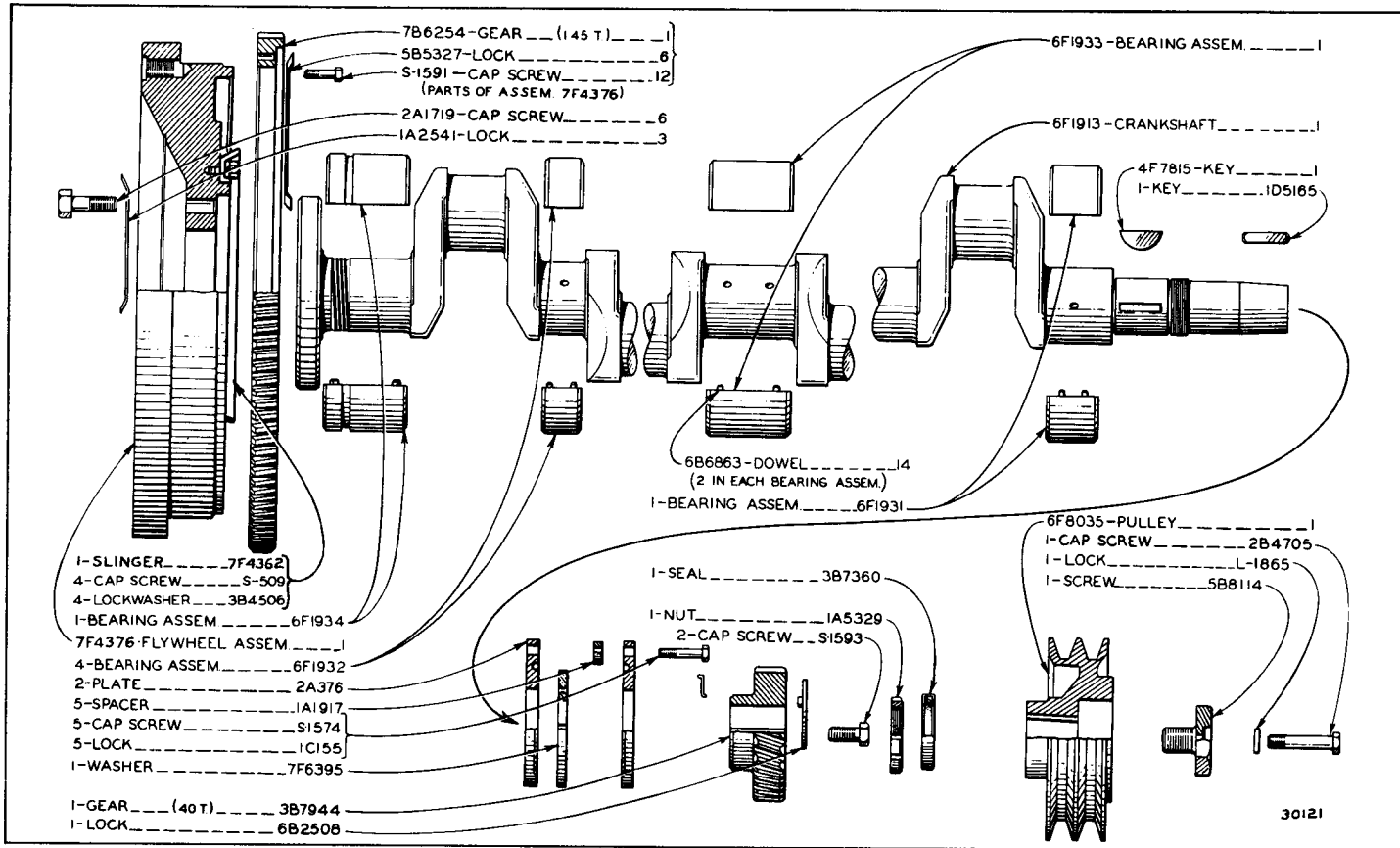
Effective with Serial No. 2U21513. 1F8686 Cylinder Block Assembly parts are shown on Page 28

Note: 4H7074 Piston and Liner Group, 9F57 Cylinder Liner and Piston Replacement Gasket Group and 6H3086 Valve Grinding Gasket Group are available. Piston and Liner Replacement require the use of 9F57 and 6H3086 Gasket Groups

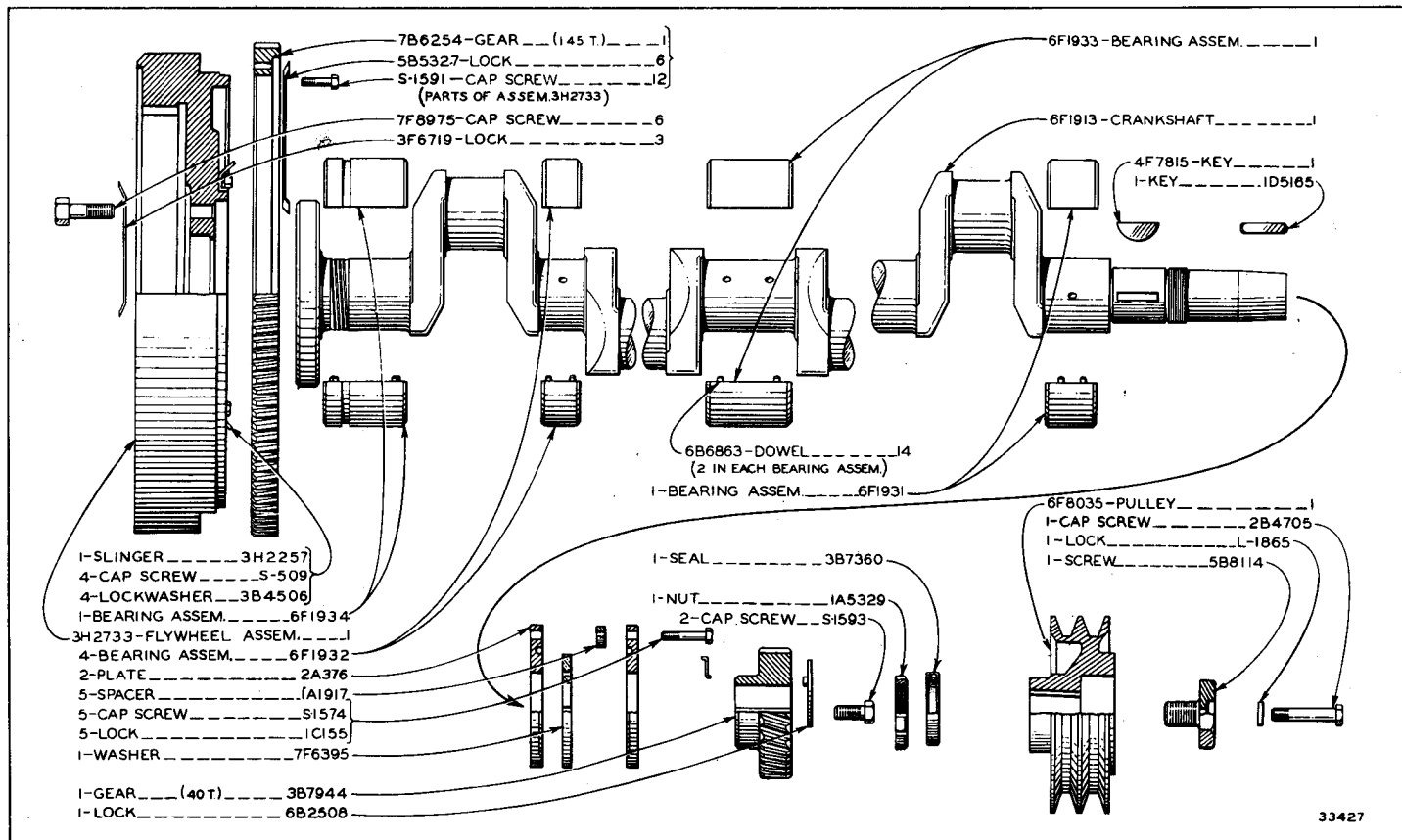


IF8686 CYLINDER BLOCK ASSEMBLY  
 Part of Cylinder Block and Covers shown on Pages 25, 26 and 27

49797



**CRANKSHAFT**  
 Serial No. 2U15001 to 2U21512 inclusive



33427

**CRANKSHAFT**  
 Effective with Serial No. 2U21513

**7H6874 Crankshaft Bearing Replacement Group**

For use with Standard Crankshaft

Consists of:

Complete set of Bearing Assemblies as shown with Standard Crankshaft

**7H6878 Crankshaft Bearing Replacement Group**

For use with .025 Undersize Crankshaft

Consists of:

- 4 2H2449 Bearing Assembly—Intermediate
- 1 2H2450 Bearing Assembly—Center
- 1 2H2451 Bearing Assembly—Front
- 1 7H4448 Bearing Assembly—Rear
- 1 7H6747 Seal

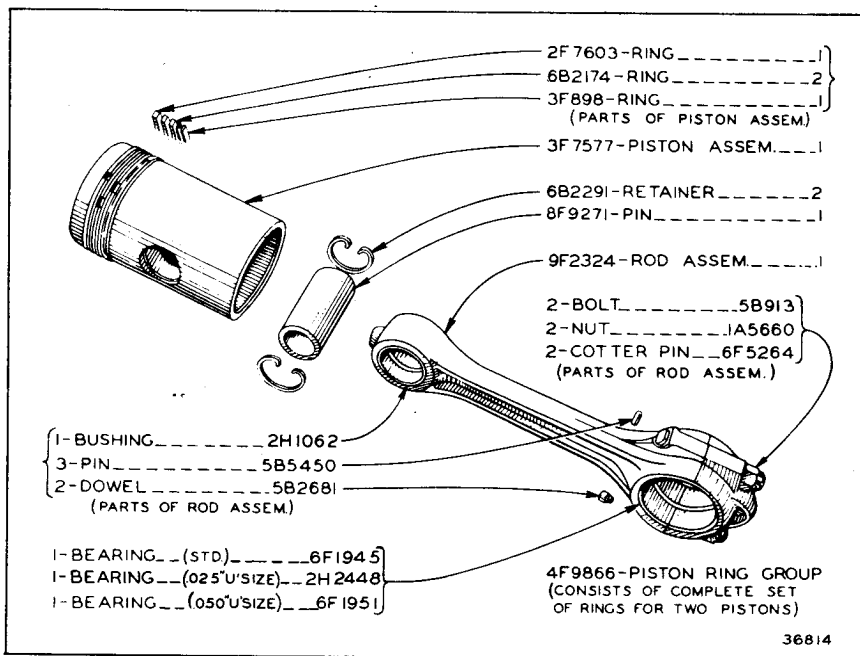
**7H6876 Crankshaft Bearing Replacement Group**

For use with .050 Undersize Crankshaft

Consists of:

- 1 6F1935 Bearing Assembly—Front
- 4 6F1936 Bearing Assembly—Intermediate
- 1 6F1937 Bearing Assembly—Center
- 1 7H4449 Bearing Assembly—Rear
- 1 7H6747 Seal

**CRANKSHAFT BEARING REPLACEMENT GROUPS**



36814

**CONNECTING ROD AND PISTON—6 Groups Required**

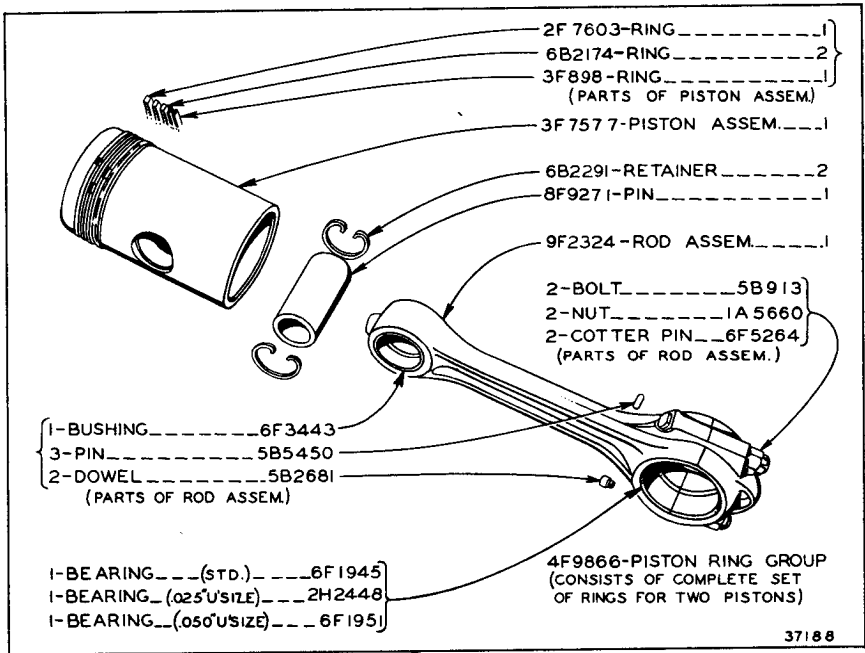
Serial No. 2U15001 to 2U17586 inclusive

Note: 4H7074 Piston and Liner Group consisting of: 1—Piston Assembly, 1—Liner, 3—Seal and 1—Gasket, is available

ONLY "CATERPILLAR" PARTS GIVE "CATERPILLAR" PERFORMANCE



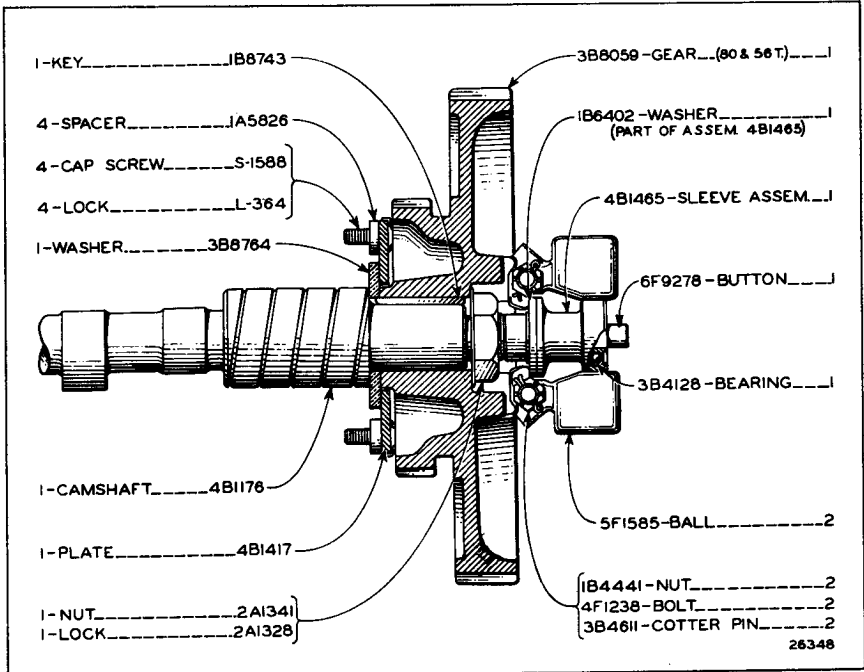
"CATERPILLAR" D8 TRACTOR



CONNECTING ROD AND PISTON—6 Groups Required

Effective with Serial No. 2U17587

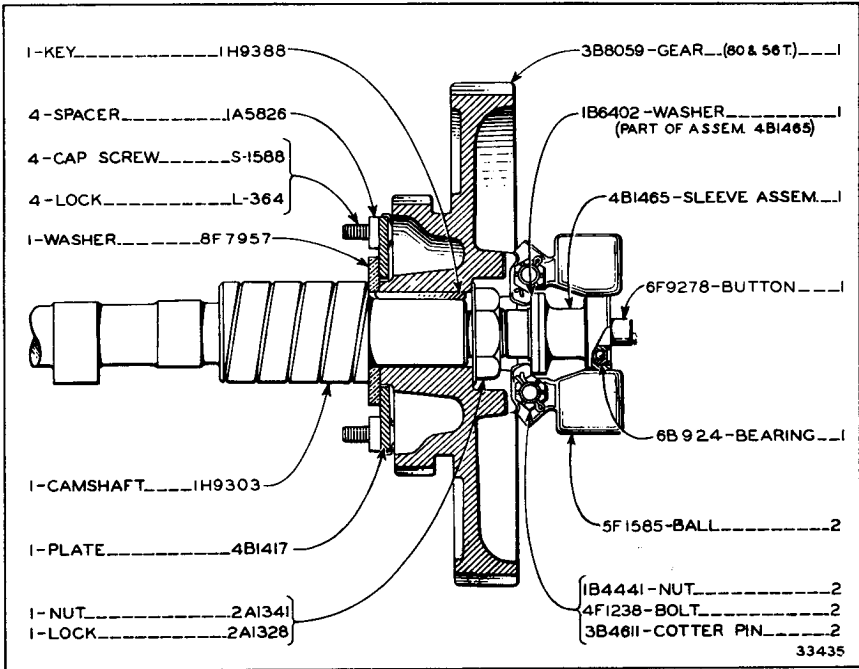
Note: 4H7074 Piston and Liner Group consisting of: 1—Piston Assembly, 1—Liner, 3—Seal and 1—Gasket, is available



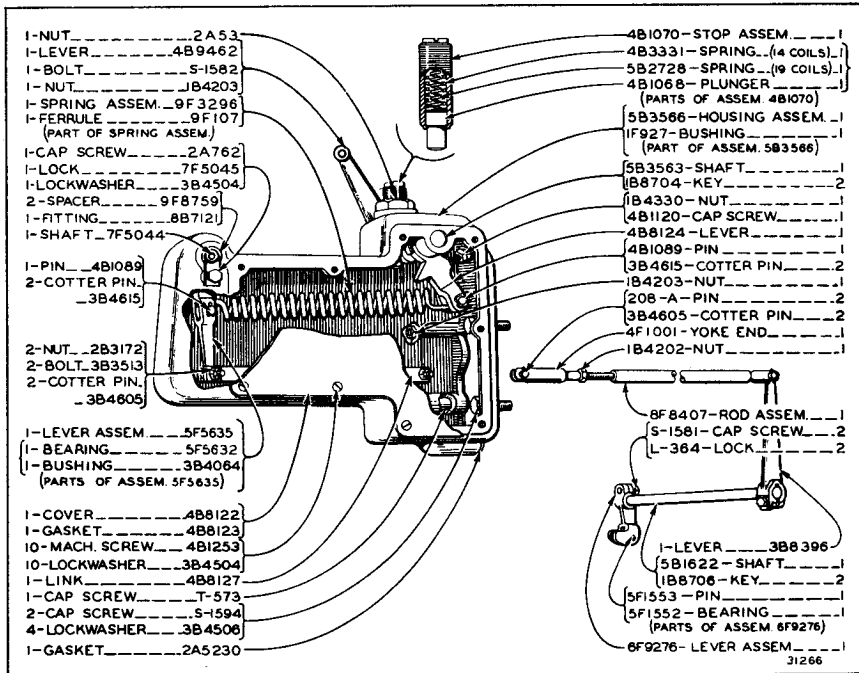
CAMSHAFT AND GOVERNOR

Serial No. 2U15001 to 2U17200 inclusive

ALWAYS GIVE SERIAL NUMBER WHEN ORDERING PARTS

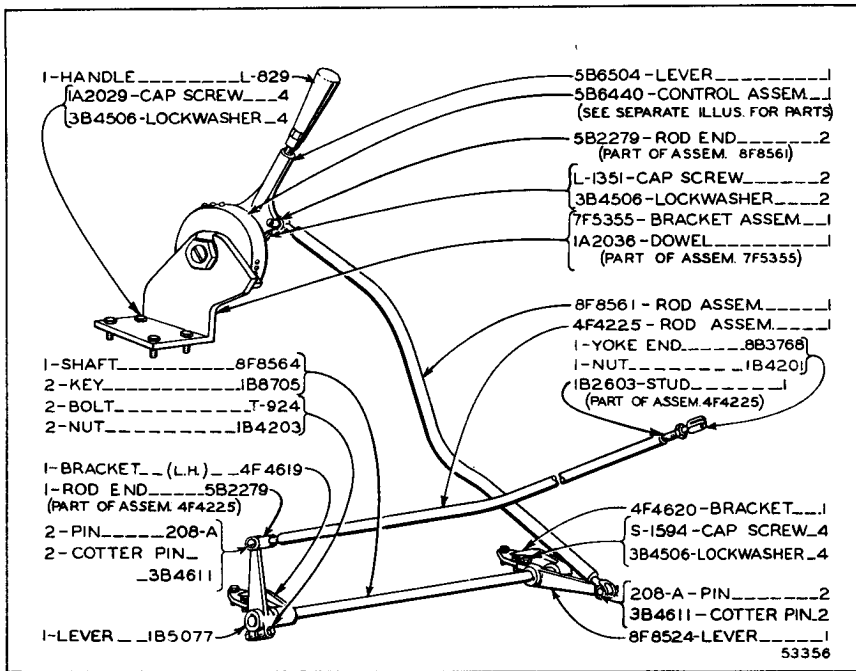


**CAMSHAFT AND GOVERNOR**  
 Effective with Serial No. 2U17201

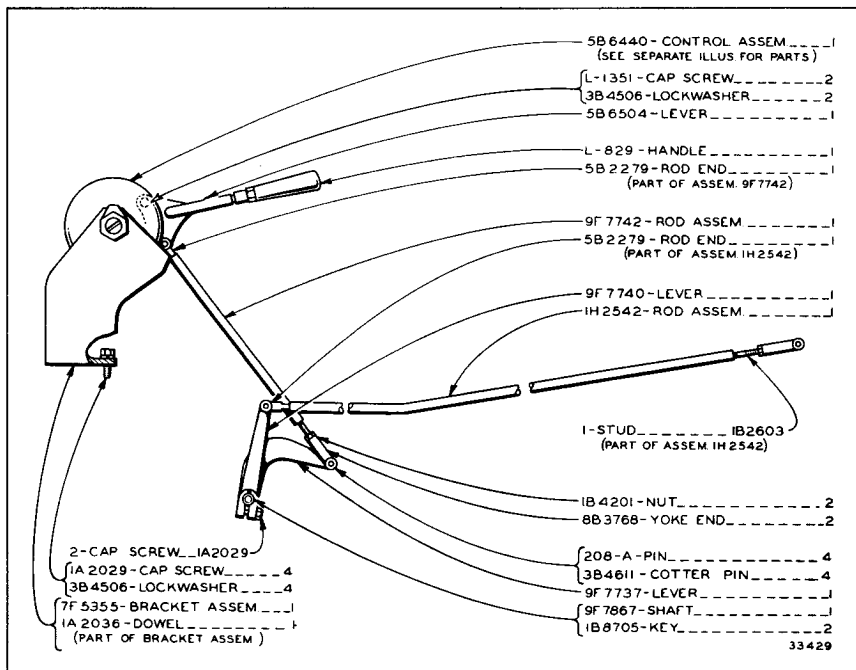


**FUEL PUMP AND GOVERNOR CONTROL MECHANISM**

ONLY "CATERPILLAR" PARTS GIVE "CATERPILLAR" PERFORMANCE

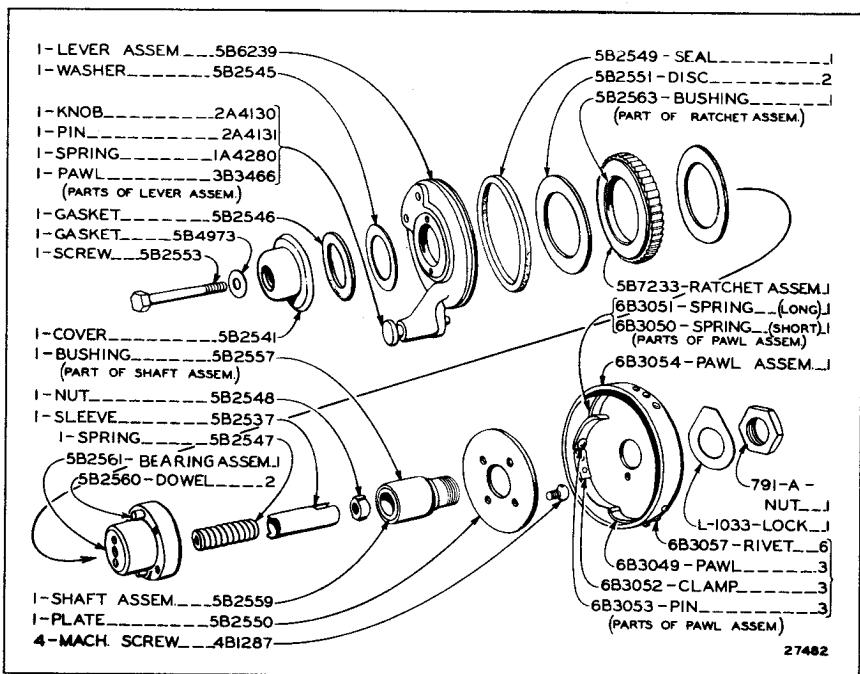


**5B6505 FUEL PUMP AND GOVERNOR CONTROL GROUP**  
 Serial No. 2U15001 to 2U21512 inclusive

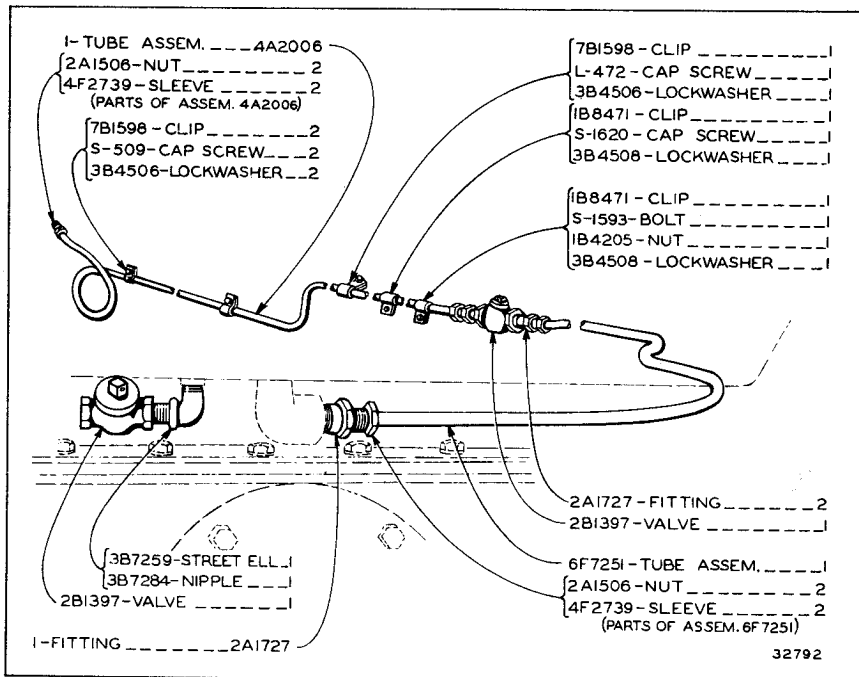


**5B6505 FUEL PUMP AND GOVERNOR CONTROL GROUP**  
 Effective with Serial No. 2U21513

ALWAYS GIVE SERIAL NUMBER WHEN ORDERING PARTS

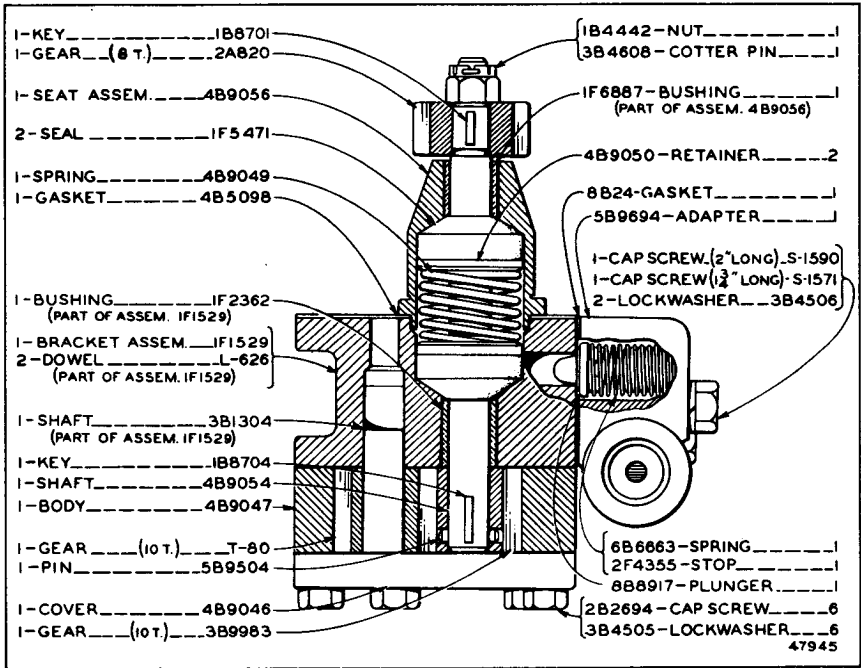


**5B6440 THROTTLE CONTROL ASSEMBLY**  
 Part of 5B6505 Fuel Pump and Governor Control Group

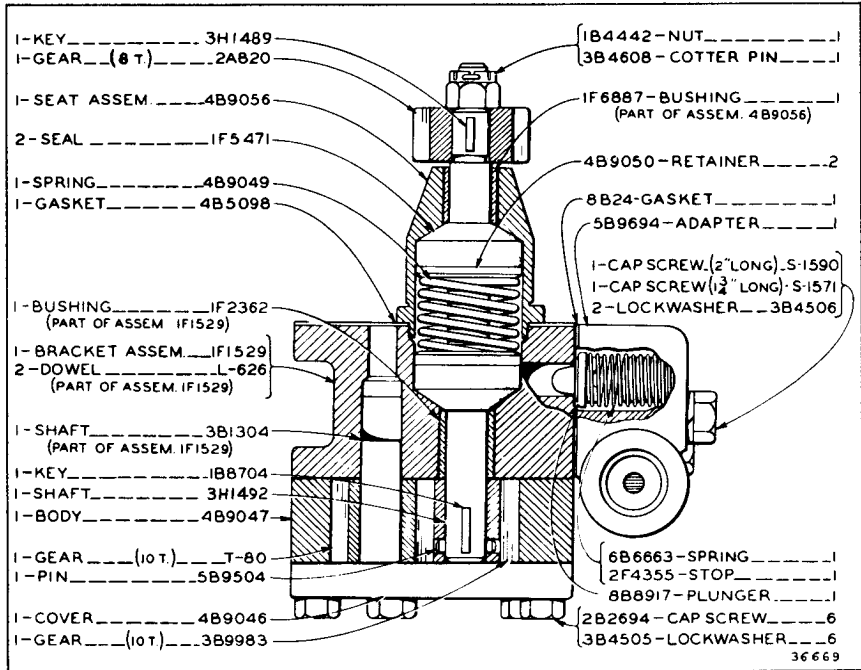


**FUEL LINES**

ONLY "CATERPILLAR" PARTS GIVE "CATERPILLAR" PERFORMANCE.

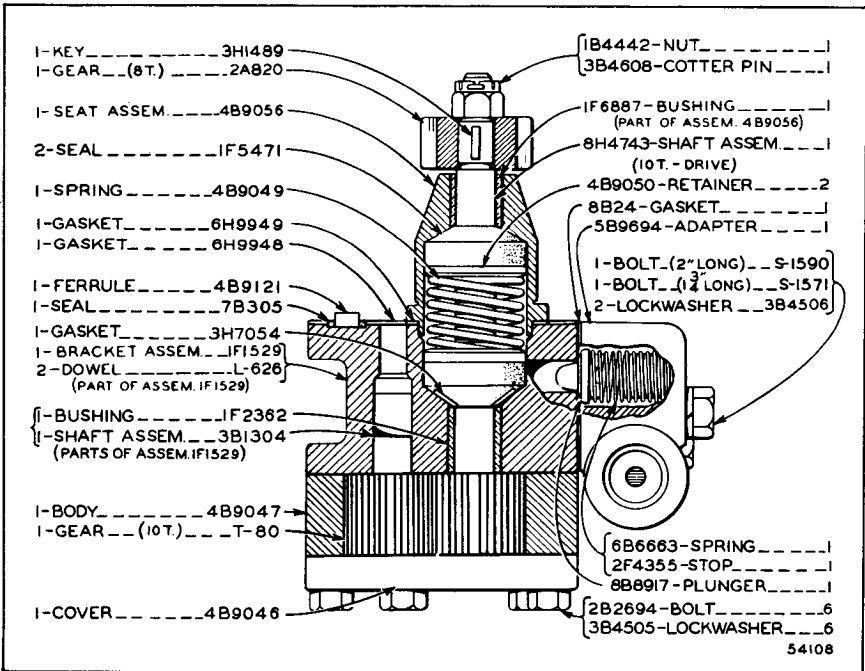


IF1793 FUEL TRANSFER PUMP GROUP  
 Serial No. 2U15001 to 2U20799 inclusive

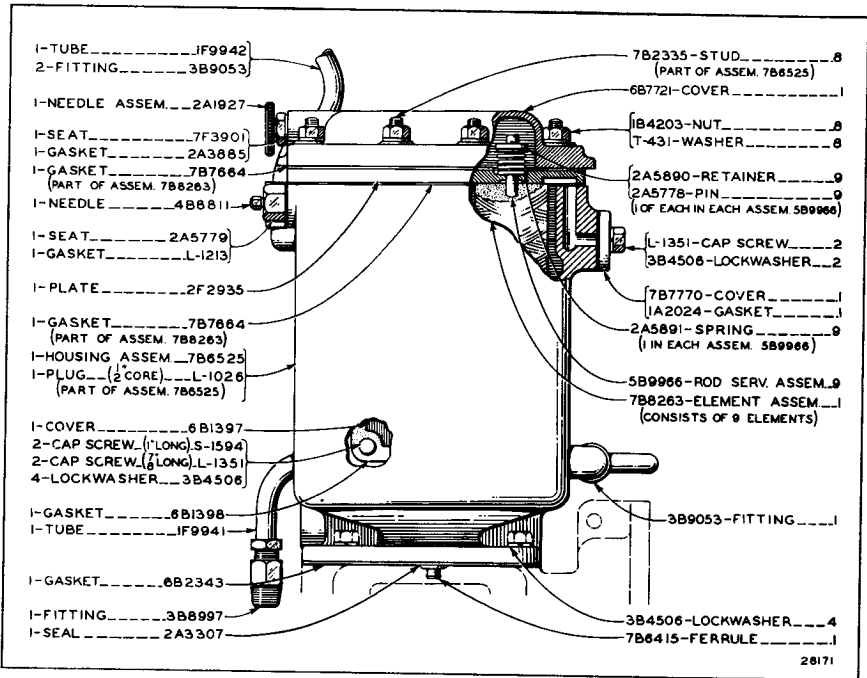


IF1793 FUEL TRANSFER PUMP GROUP  
 Effective with Serial No. 2U20800

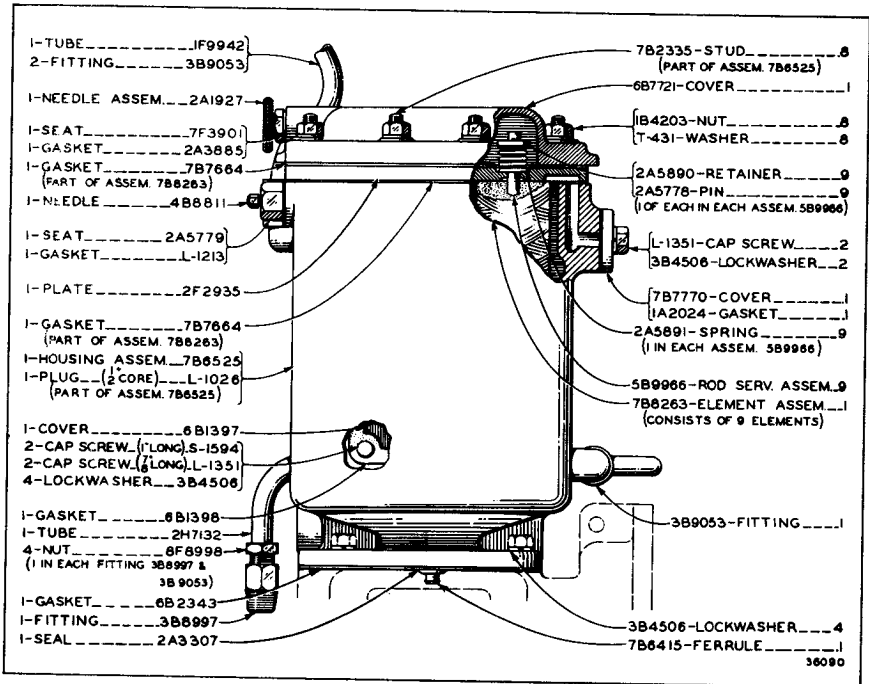
ALWAYS GIVE SERIAL NUMBER WHEN ORDERING PARTS



IF1793 FUEL TRANSFER PUMP GROUP—Field Installation

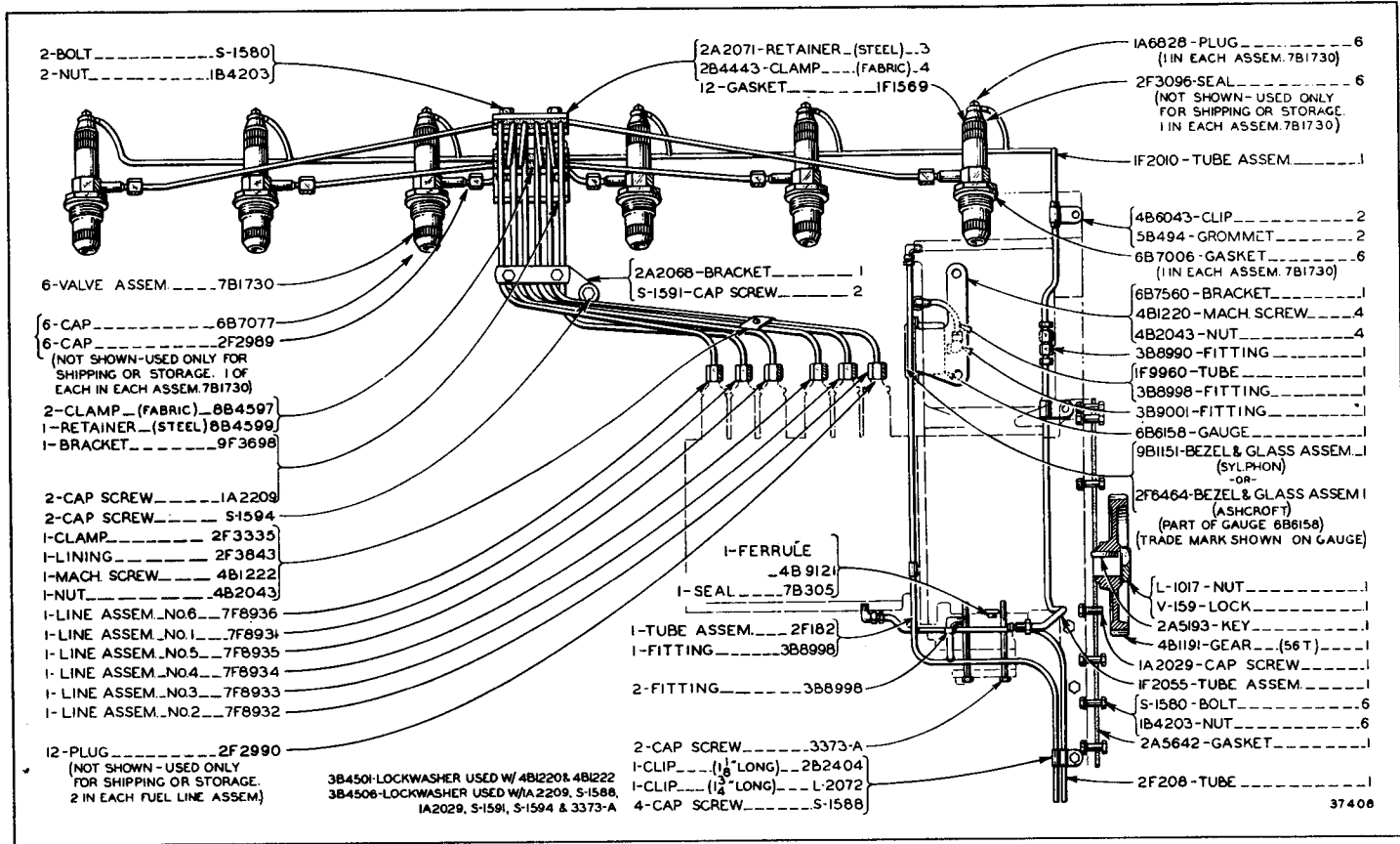


**6B2360 FUEL FILTER GROUP**  
 Serial No. 2U15001 to 2U21192 inclusive



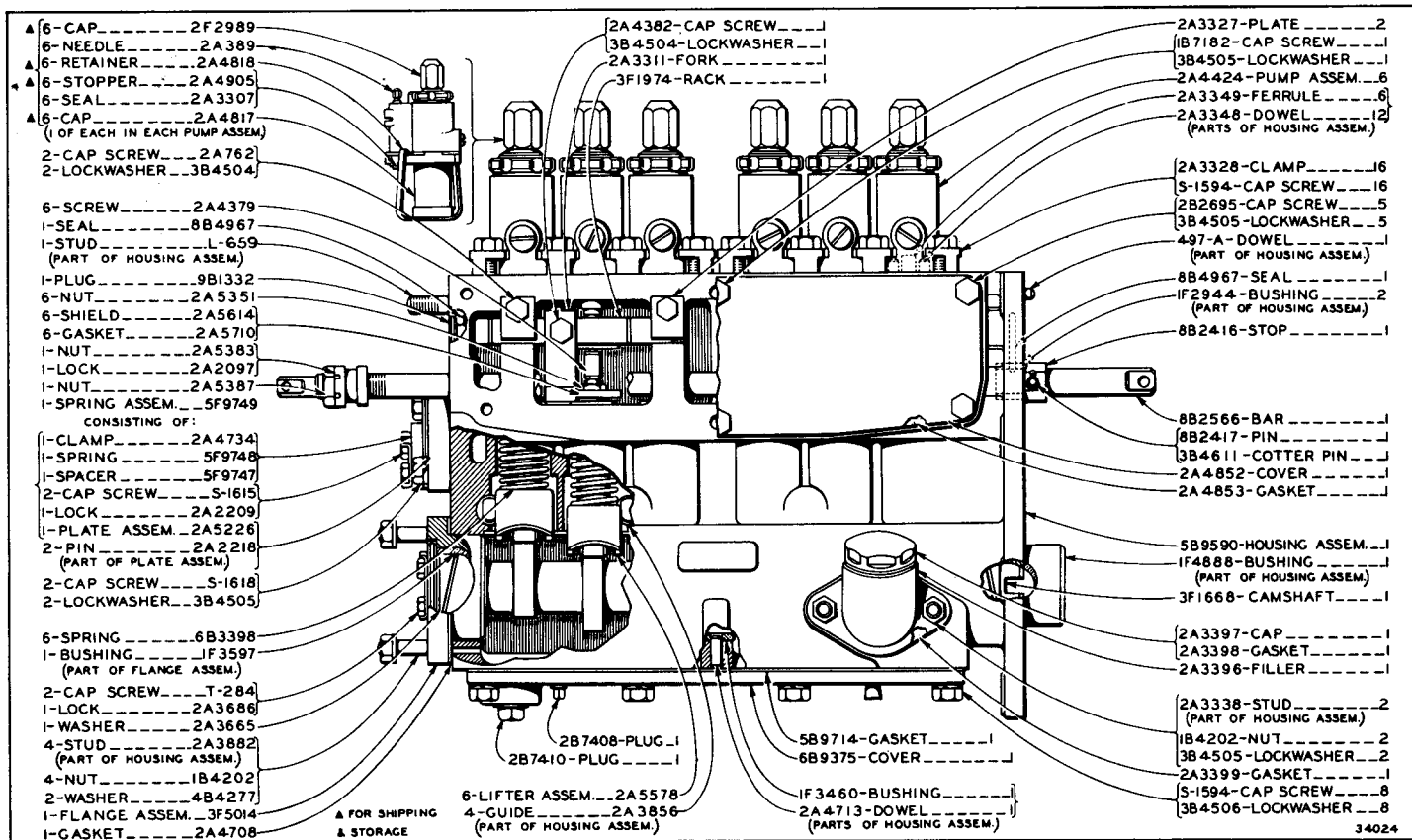
**6B2360 FUEL FILTER GROUP**  
 Effective with Serial No. 2U21193

ONLY "CATERPILLAR" PARTS GIVE "CATERPILLAR" PERFORMANCE



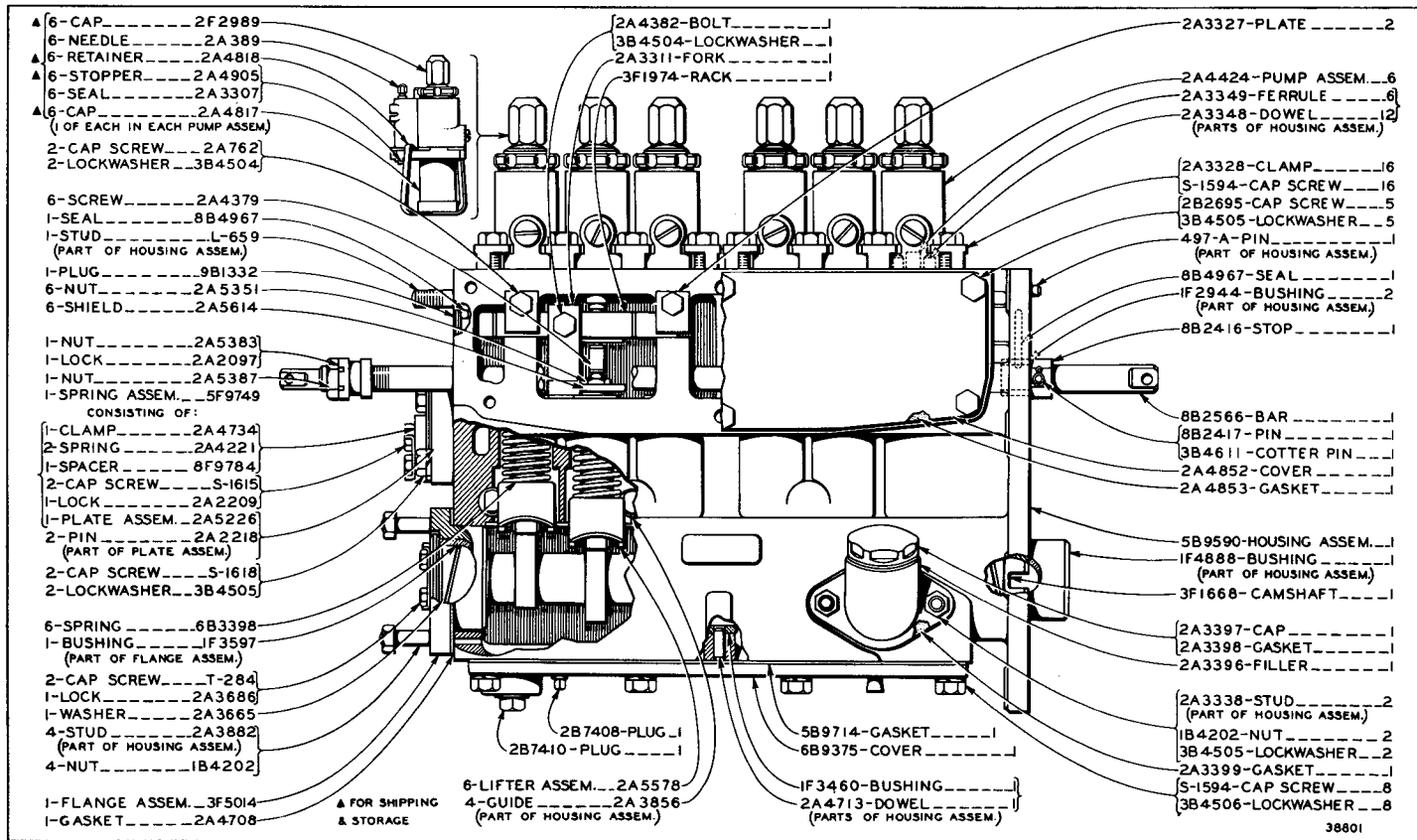
FUEL INJECTION VALVES AND LINES





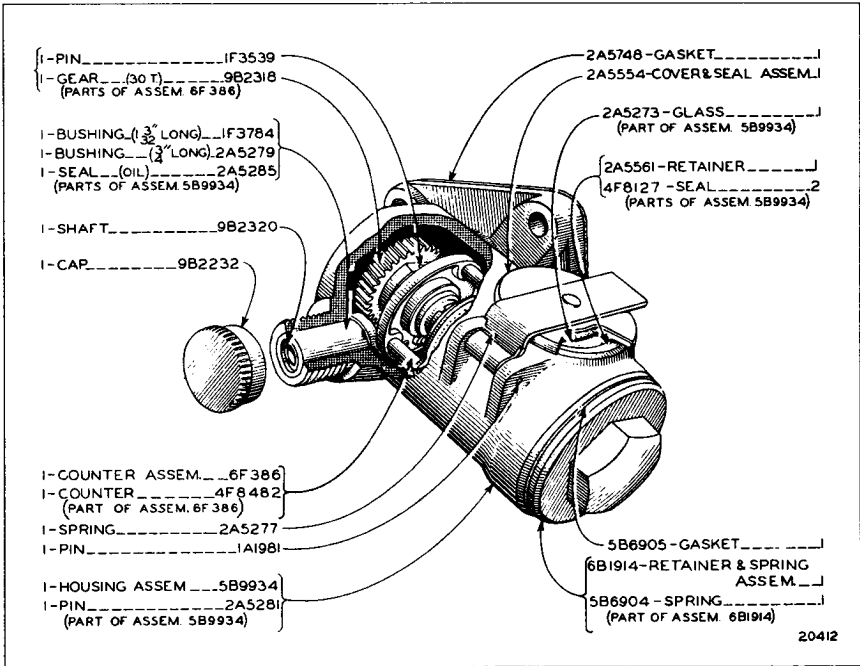
FUEL PUMP HOUSING

Serial No. 2U15001 to 2U16814 inclusive. Note: 5B9801 Fuel Pump Housing Service Assembly consists of parts shown plus: 2A5367 Guard—2, 3B4505 Lockwasher—4, 7H4083 Nut—1, 2A4716 Cap—6, 2A3307 Seal—6, 2A2821 Seal—1, 2A4935 Cap—1, 2A4868 Cover—1, 2A5748 Gasket—1, and minus: 2A4424 Fuel Pump Assembly—6, 2A3665 Washer—1, 2A3328 Clamp—16, S-1594 Bolt—16, 2A5383 Nut—1 and 2A5928 Guard—1

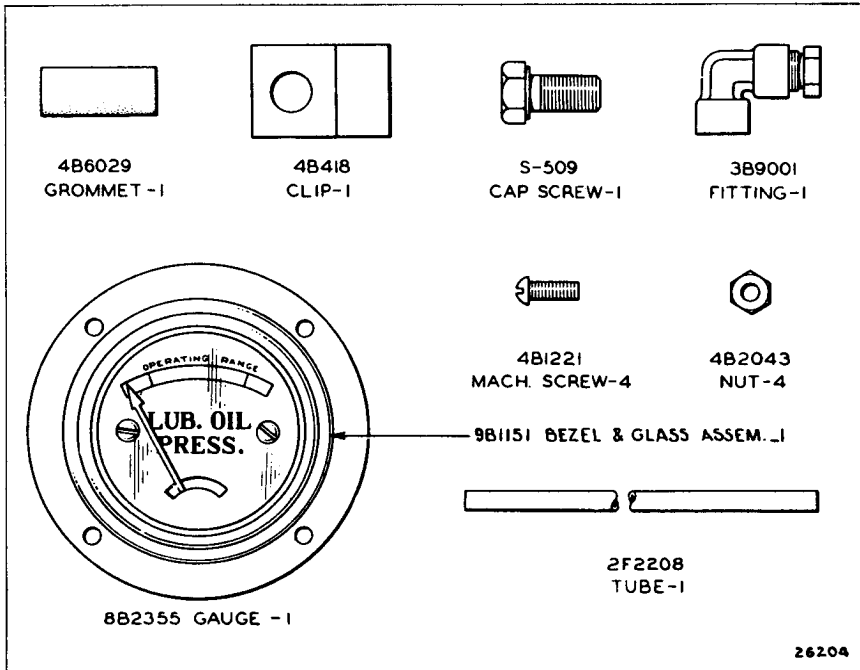


FUEL PUMP HOUSING

Effective with Serial No. 2U16815. Note: 5B9801 Fuel Pump Housing Service Assembly consists of parts shown plus: 2A5367 Guard—2, 3B4505 Lockwasher—4, 7H4083 Nut—1, 2A4716 Cap—6, 2A3307 Seal—6, 2A2821 Seal—1, 2A4935 Cap—1, 2A4868 Cover—1, 2A5748 Gasket—1, and minus: 2A4424 Fuel Pump Assembly—6, 2A3665 Washer—1, 2A3328 Clamp—16, S-1594 Bolt—16, 2A5383 Nut—1 and 2A5928 Guard—1

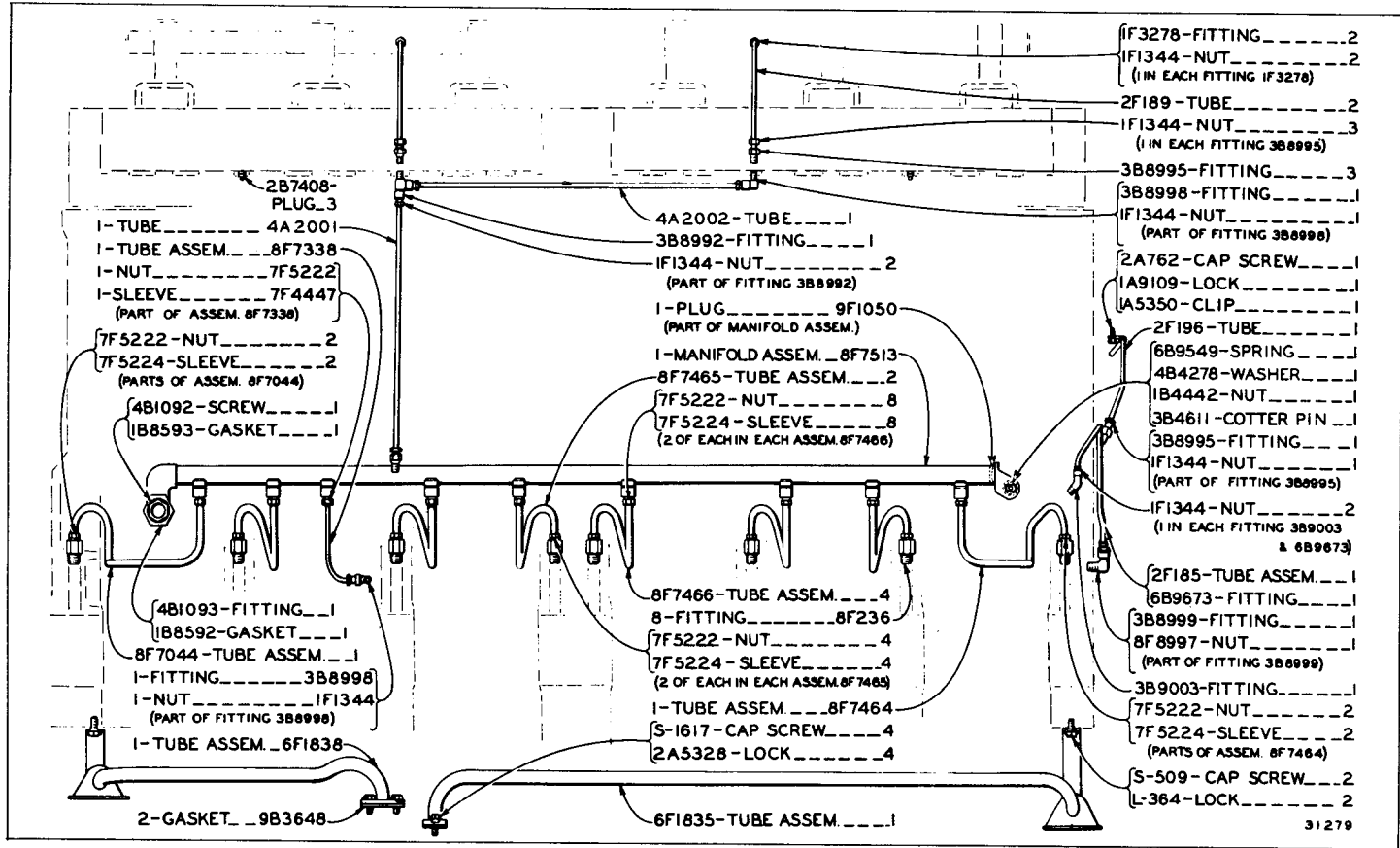


9B2321 HOUR METER AND TACHOMETER DRIVE GROUP

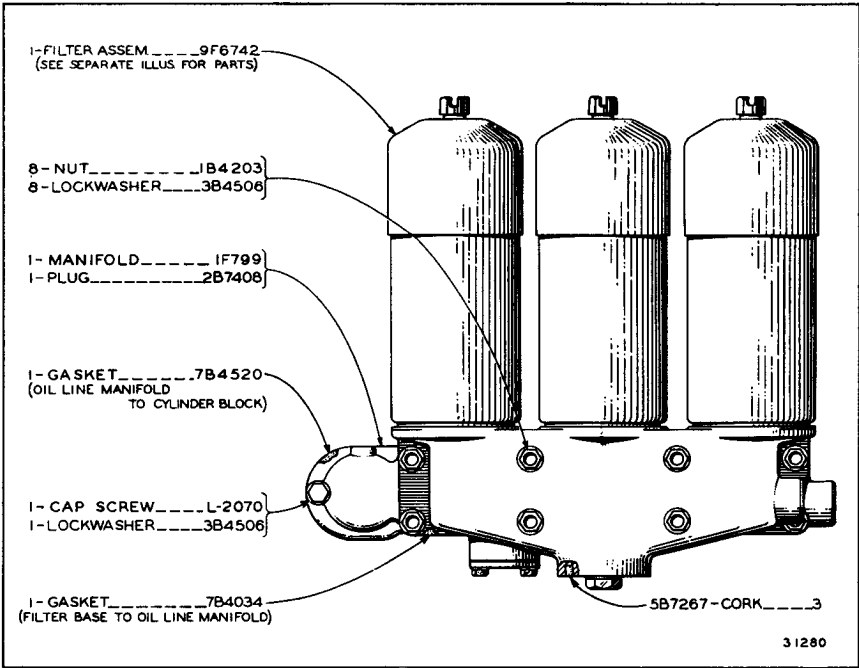


OIL PRESSURE GAUGE

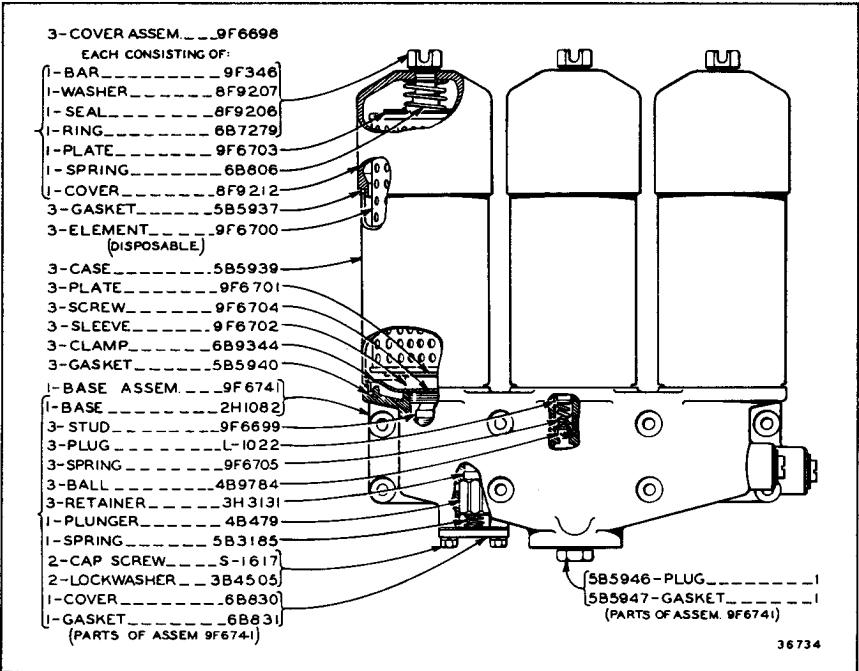
ONLY "CATERPILLAR" PARTS GIVE "CATERPILLAR" PERFORMANCE



OIL LINES

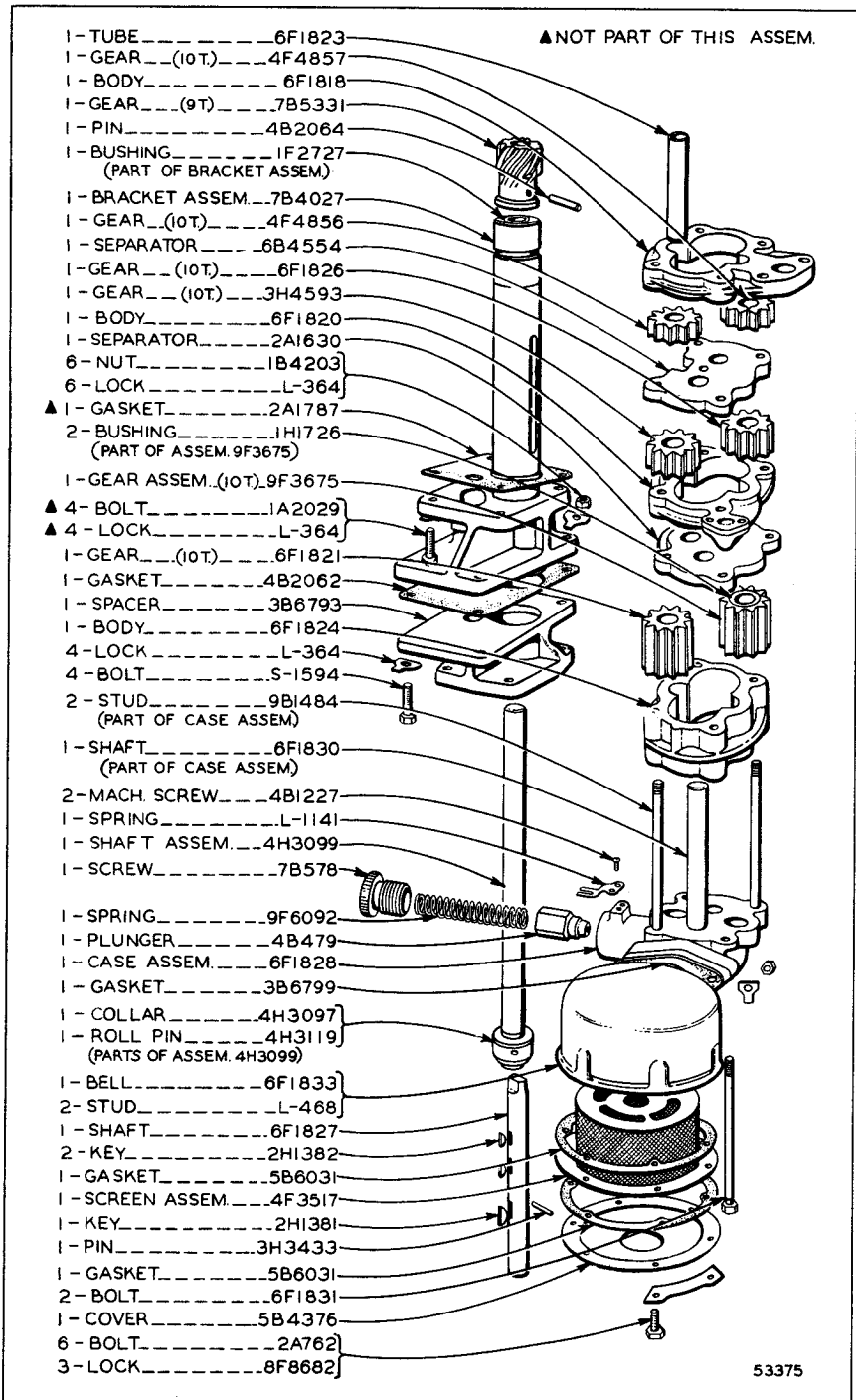


OIL FILTER—Full Flow System



9F6742 OIL FILTER ASSEMBLY—Full Flow System  
Part of Oil Filter

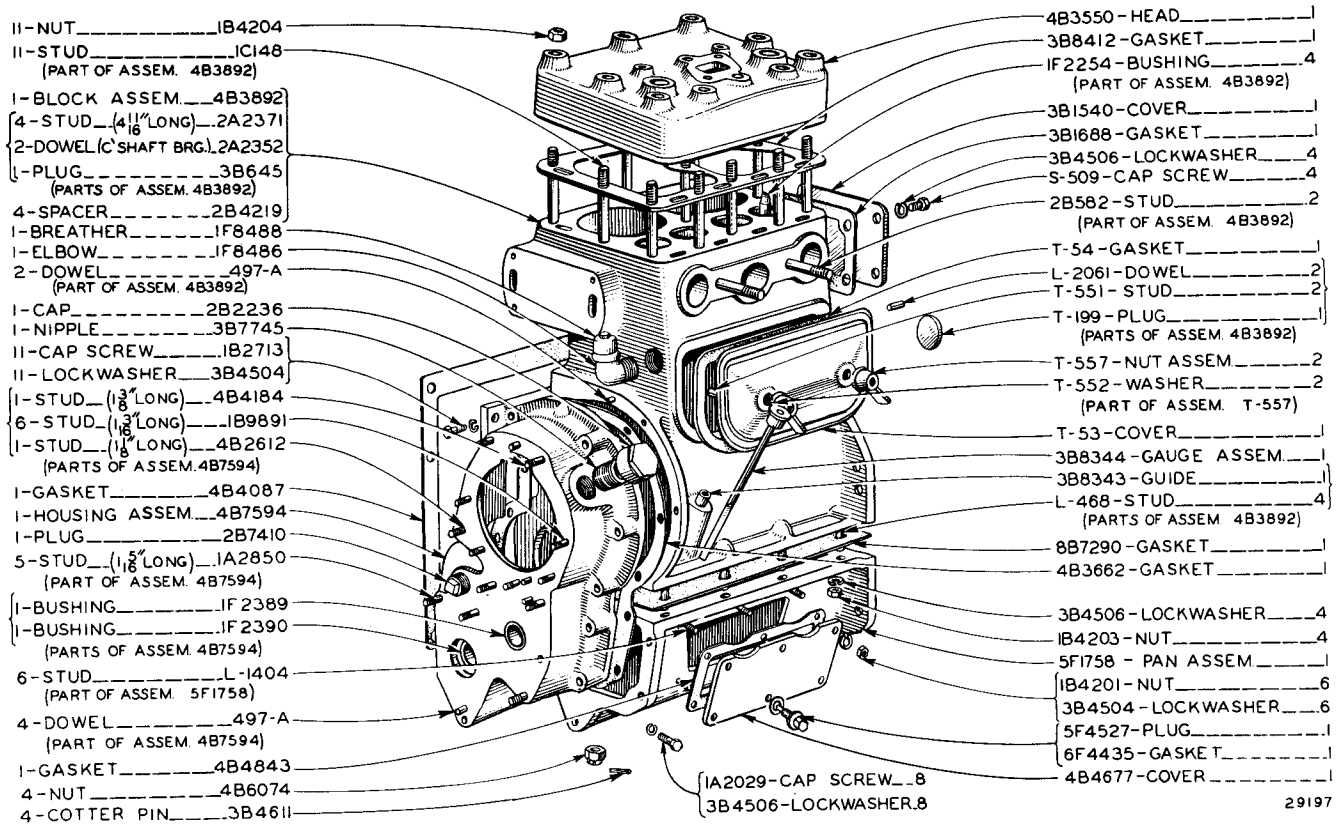
ONLY "CATERPILLAR" PARTS GIVE "CATERPILLAR" PERFORMANCE



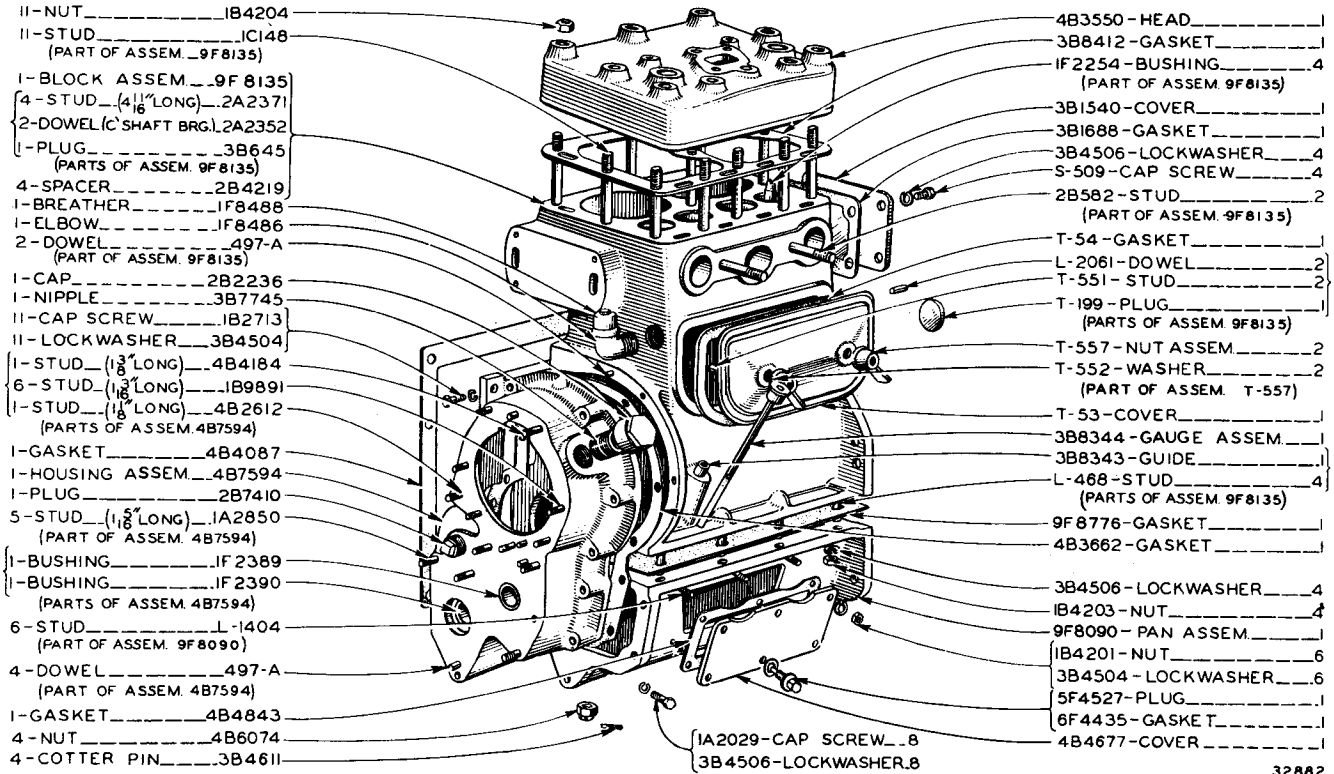
53375

2H7105 OIL PUMP ASSEMBLY

ALWAYS GIVE SERIAL NUMBER WHEN ORDERING PARTS



**CYLINDER BLOCK AND CYLINDER HEAD**  
 Serial No. 2U15001 to 2U16560 inclusive  
 Note: 9F54 Starting Engine Gasket Group is available

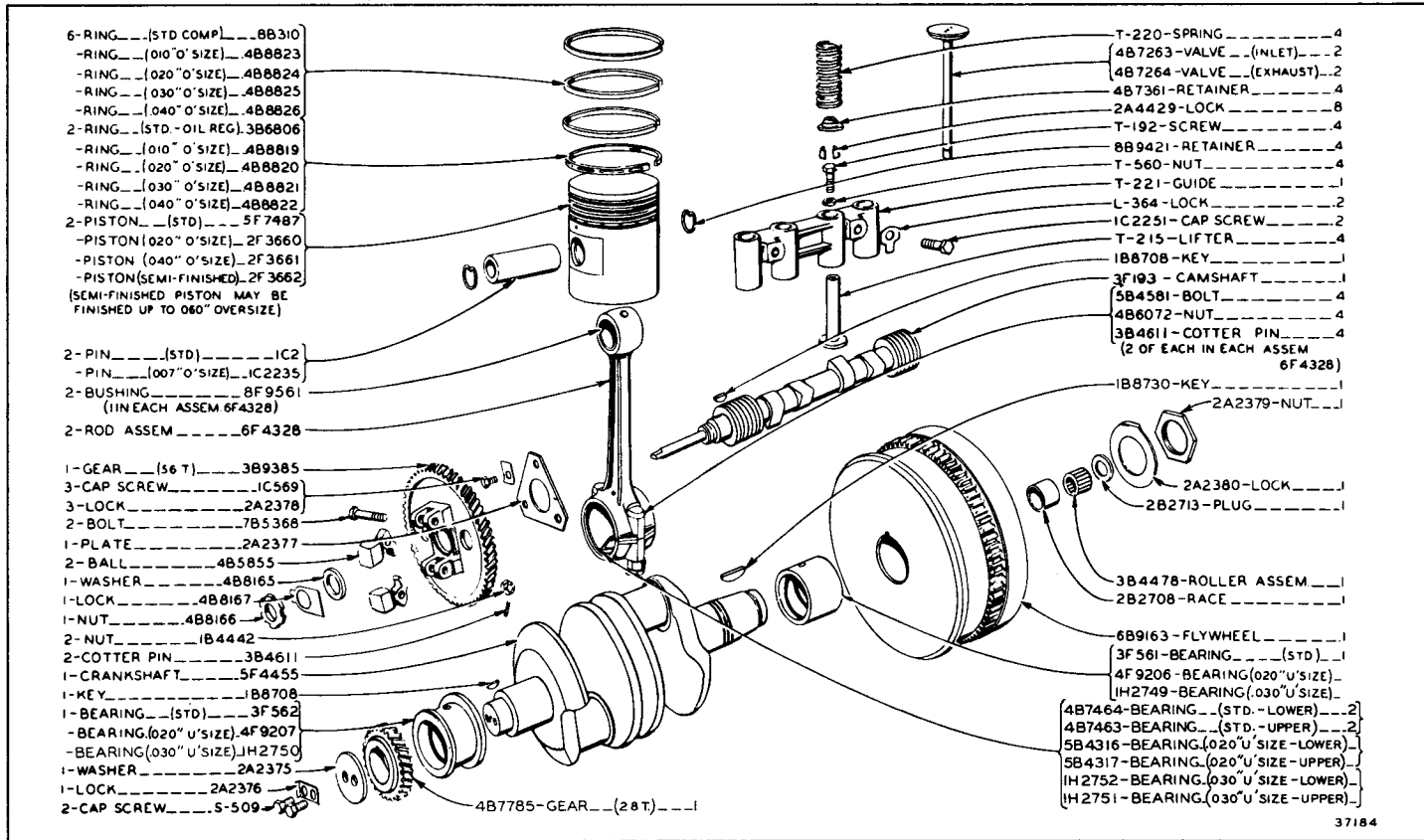


**CYLINDER BLOCK AND CYLINDER HEAD**

Effective with Serial No. 2U16561

Note: 9F54 Starting Engine Gasket Group is available

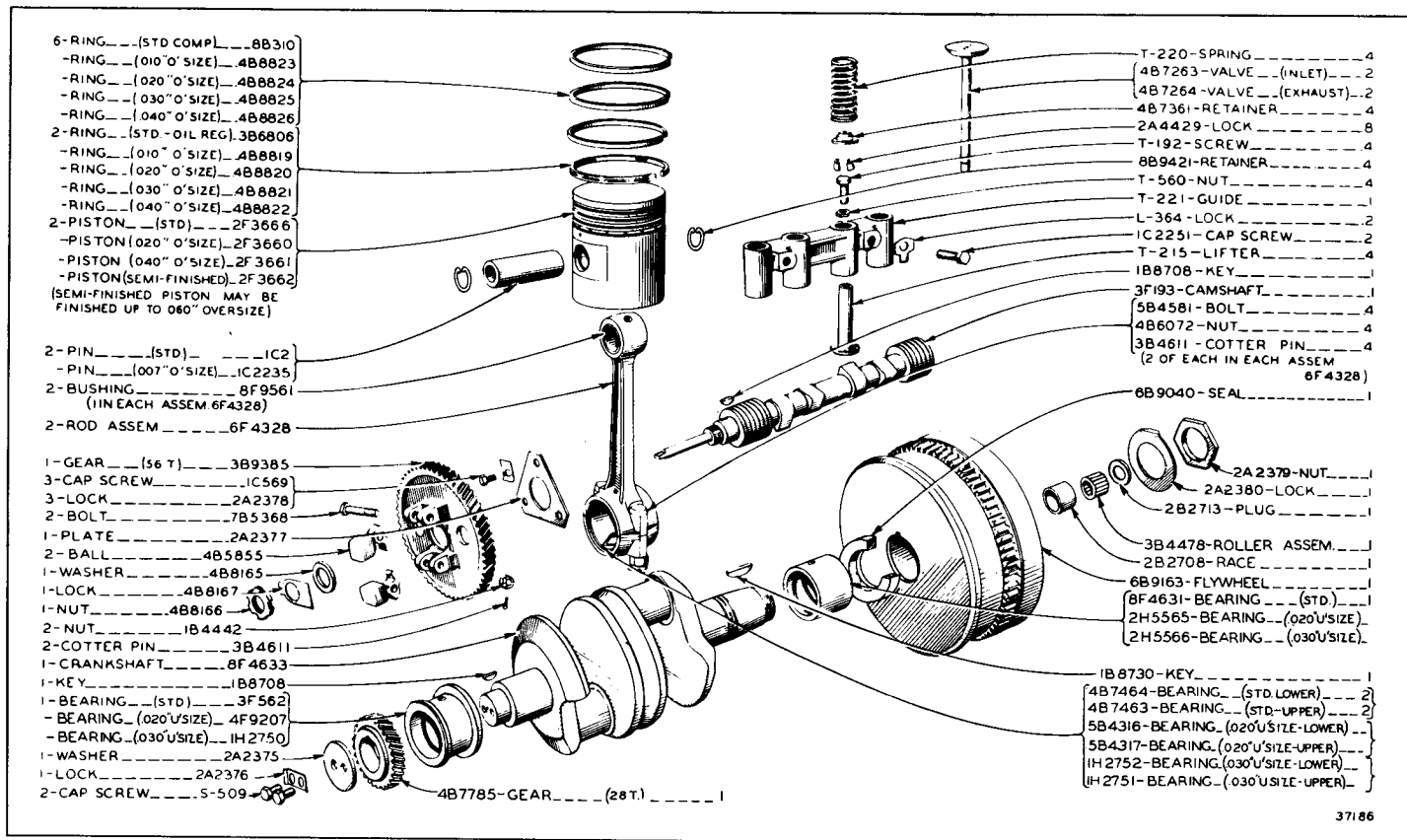




37184

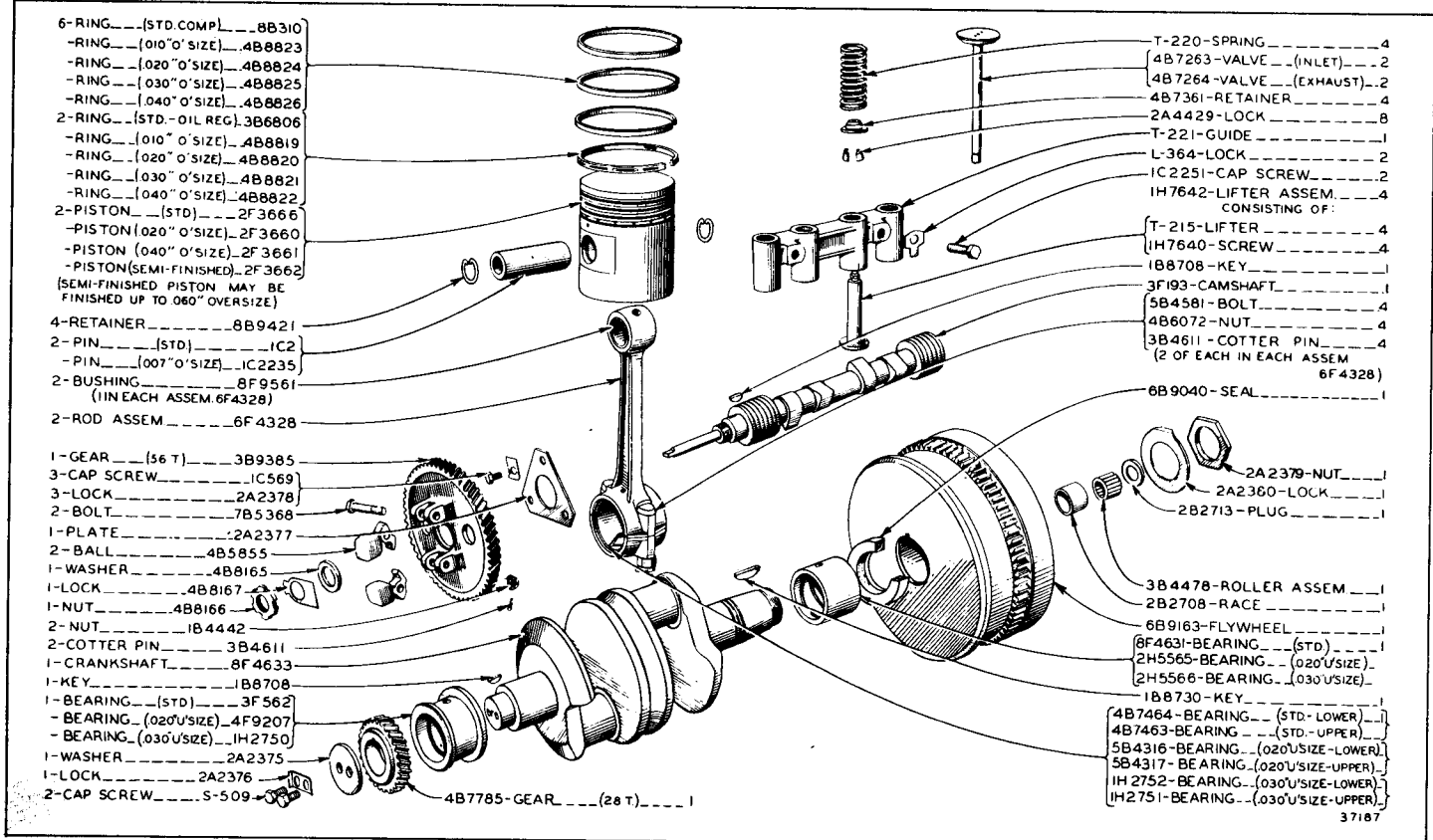
**CRANKSHAFT, CAMSHAFT, GOVERNOR, CONNECTING ROD, PISTON AND VALVE MECHANISM**

Serial No. 2U15001 to 2U16560 inclusive. 4F9889 Piston Ring Group consists of a complete set of rings for two 2F3666 Pistons. 4F9890 Piston Ring Group (.010 O' size), 4F9891 Piston Ring Group (.020 O' size), 4F9892 Piston Ring Group (.030 O' size), or 4F9893 Piston Ring Group (.040 O' size), each consists of a complete set of rings for two Pistons. Refer also to Page 165 for special parts



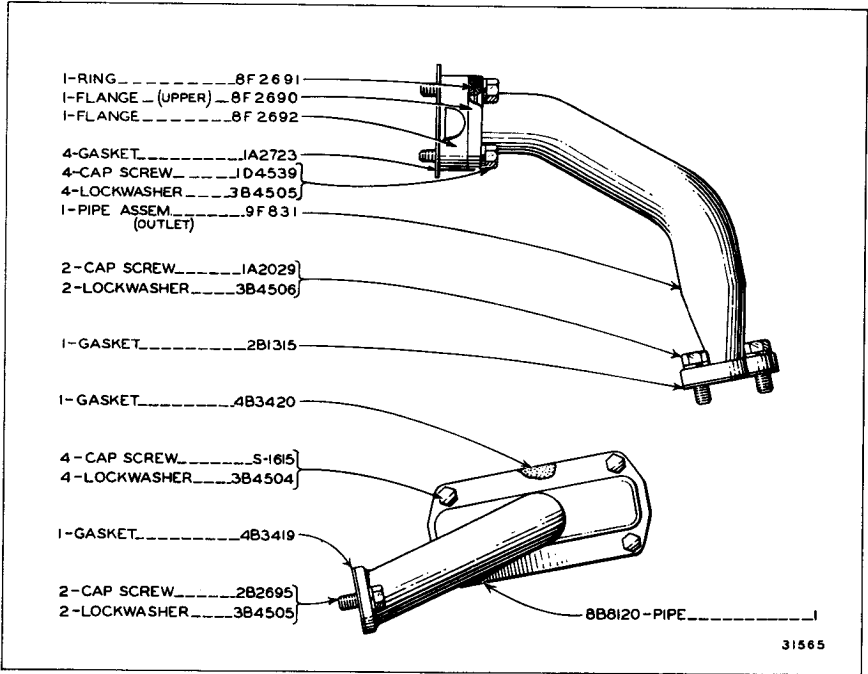
**CRANKSHAFT, CAMSHAFT, GOVERNOR, CONNECTING ROD, PISTON AND VALVE MECHANISM**

Serial No. 2U16561 to 2U18593 inclusive. 4F9889 Piston Ring Group consists of a complete set of rings for two 2F3666 Pistons. 4F9890 Piston Ring Group (.010 O' size), 4F9891 Piston Ring Group (.020 O' size), 4F9892 Piston Ring Group (.030 O' size), or 4F9893 Piston Ring Group (.040 O' size), each consists of a complete set of rings for two Pistons

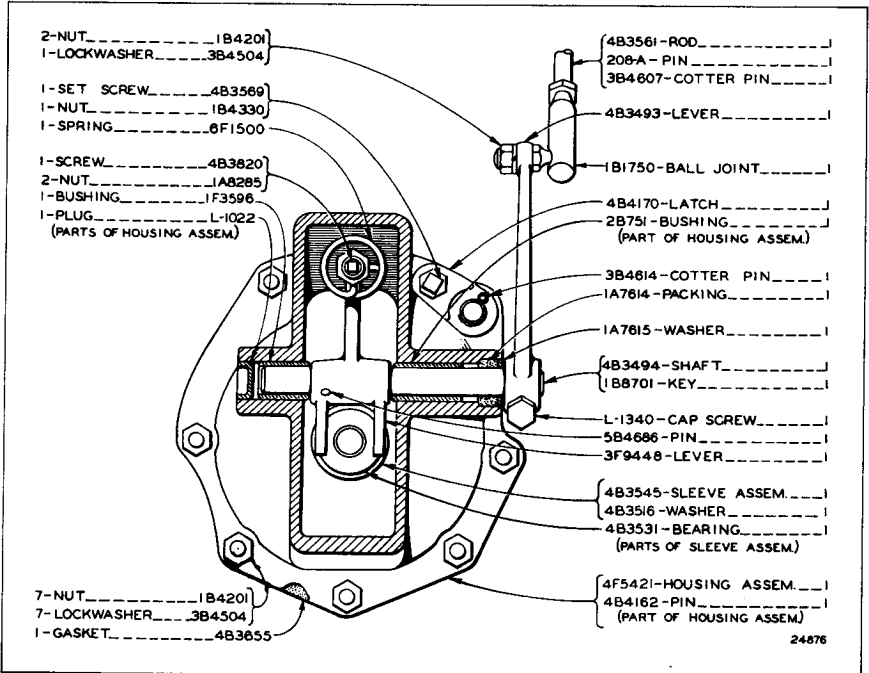


**CRANKSHAFT, CAMSHAFT, GOVERNOR, CONNECTING ROD, PISTON AND VALVE MECHANISM**

Effective with Serial No. 2U18594. 4F9889 Piston Ring Group consists of a complete set of rings for two 2F3666 Pistons. 4F9890 Piston Ring Group (.010 O' size), 4F9891 Piston Ring Group (.020 O' size), 4F9892 Piston Ring Group (.030 O' size), or 4F9893 Piston Ring Group (.040 O' size), each consists of a complete set of rings for two Pistons

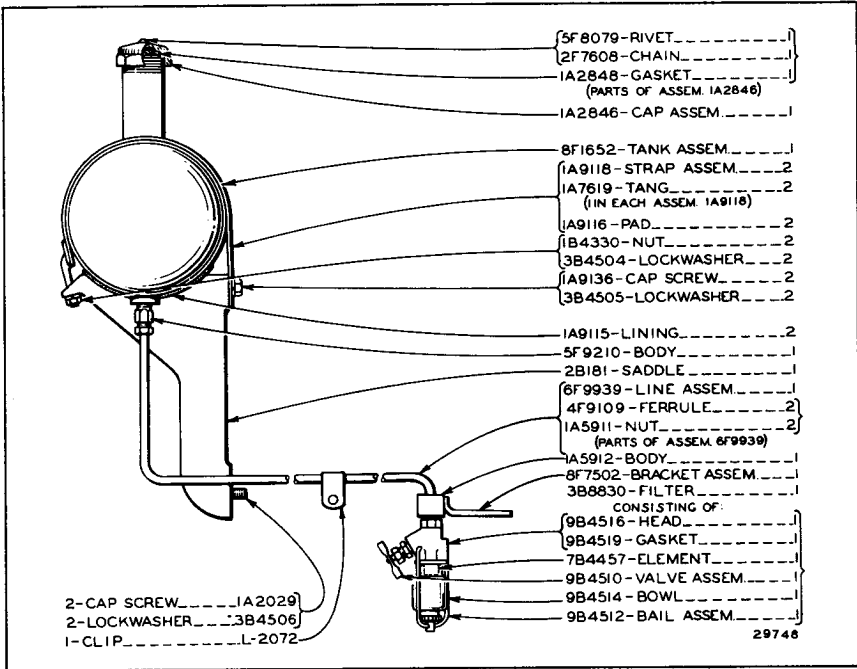


4B3815 WATER LINES GROUP



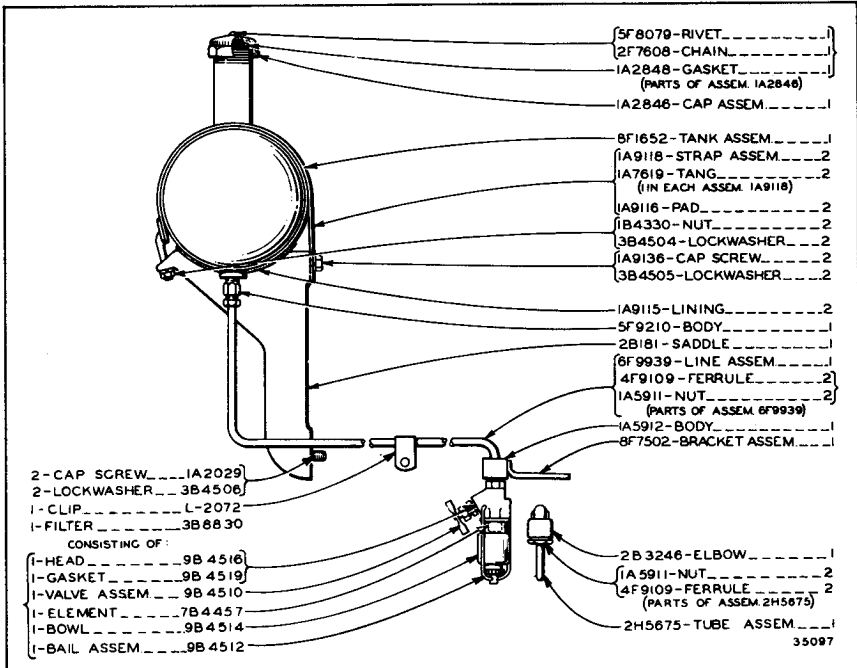
GOVERNOR CONTROL

ALWAYS GIVE SERIAL NUMBER WHEN ORDERING PARTS



FUEL SYSTEM

Serial No. 2U15001 to 2U18758, 2U18770, 2U18771, 2U18775, 2U18776 and 2U18780 to 2U18784 inclusive

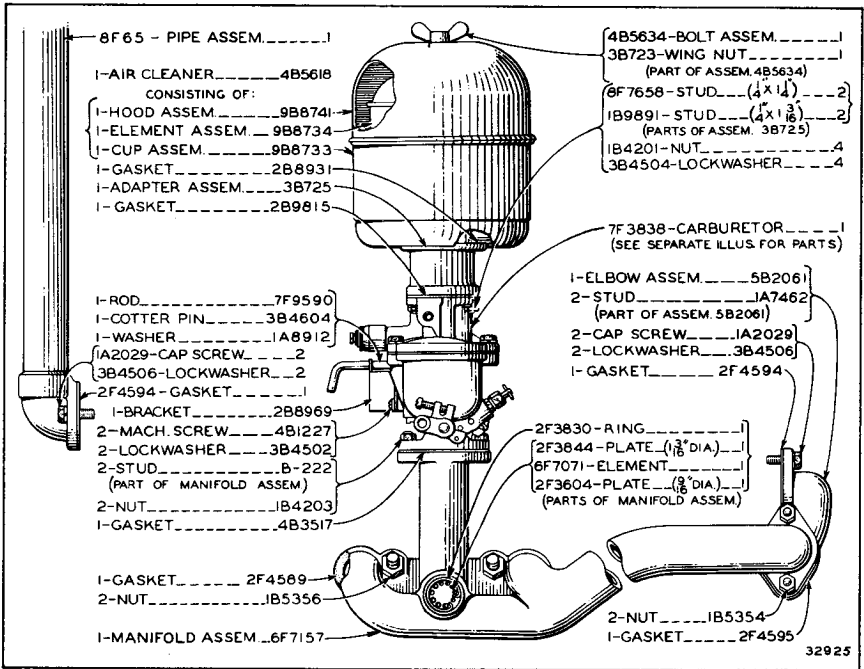


FUEL SYSTEM

Serial No. 2U18759 to 2U18769, 2U18772 to 2U18774, 2U18777 to 2U18779 and 2U18785—Up

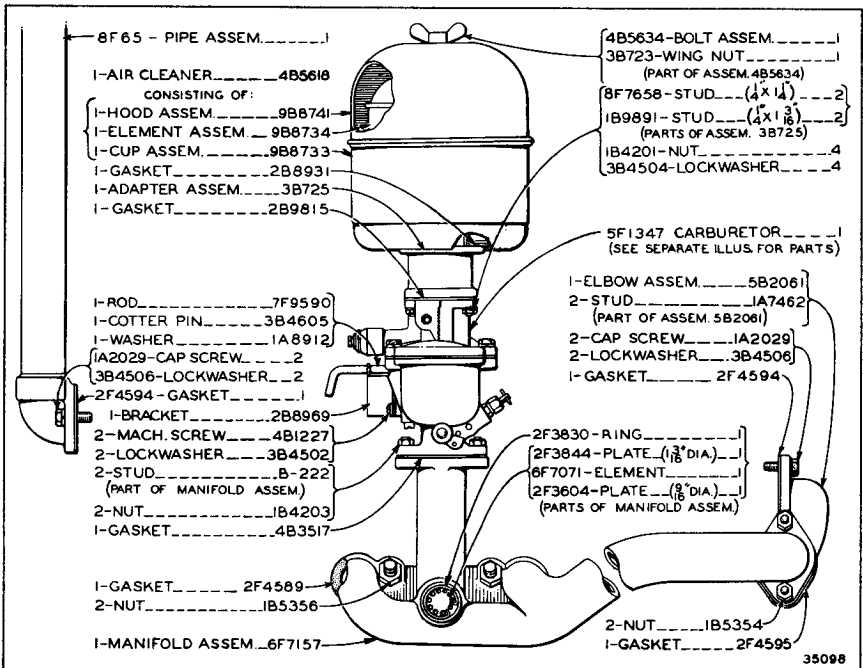
ONLY "CATERPILLAR" PARTS GIVE "CATERPILLAR" PERFORMANCE

## "CATERPILLAR" D8 TRACTOR



## MANIFOLD AND AIR CLEANER

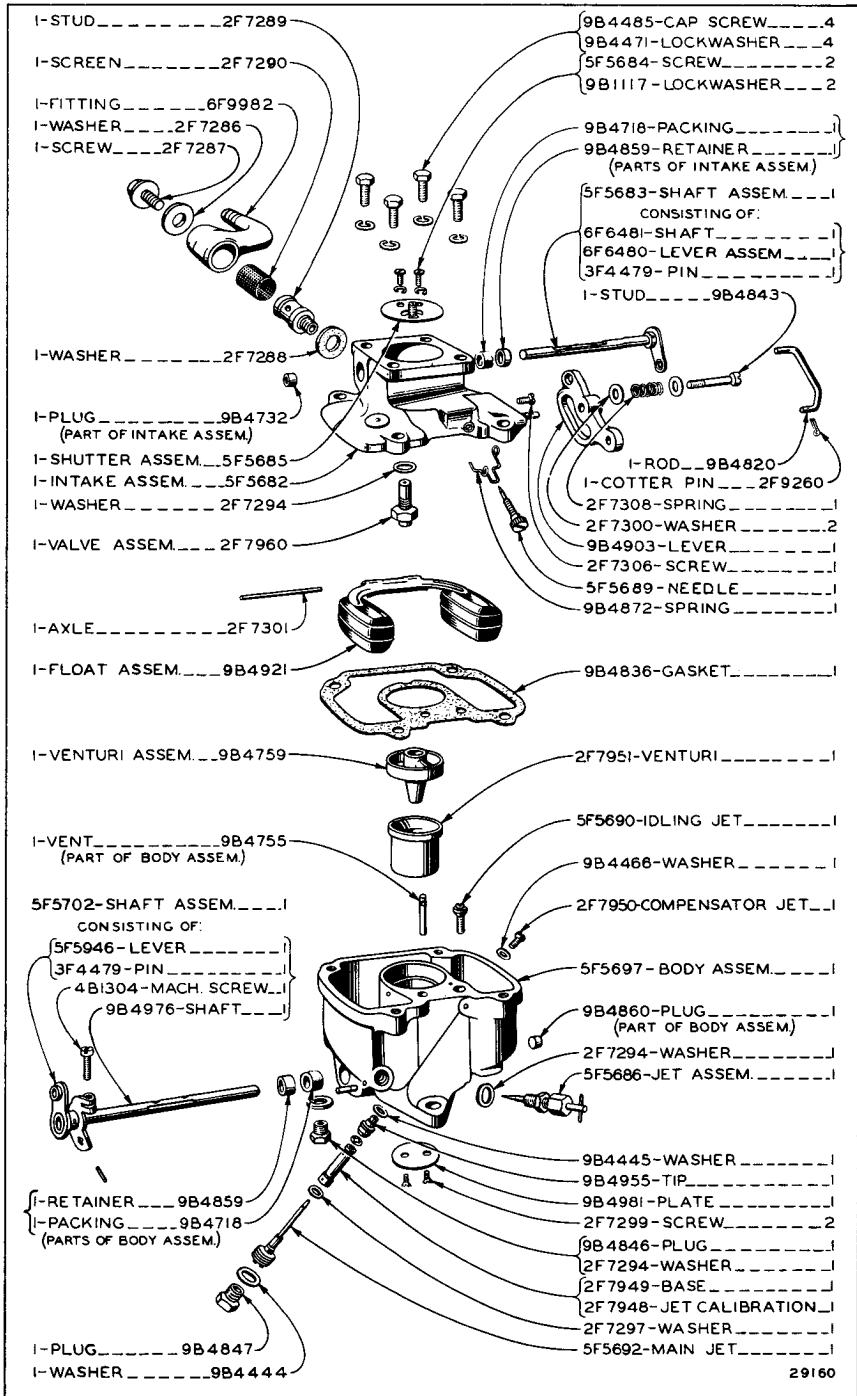
Serial No. 2U15001 to 2U18758, 2U18770, 2U18771, 2U18775, 2U18776 and  
2U18780 to 2U18784 inclusive



## MANIFOLD AND AIR CLEANER

Serial No. 2U18759 to 2U18769, 2U18772 to 2U18774, 2U18777 to 2U18779 and 2U18785—Up  
5F1347 Carburetor parts are shown on Page 54

ALWAYS GIVE SERIAL NUMBER WHEN ORDERING PARTS



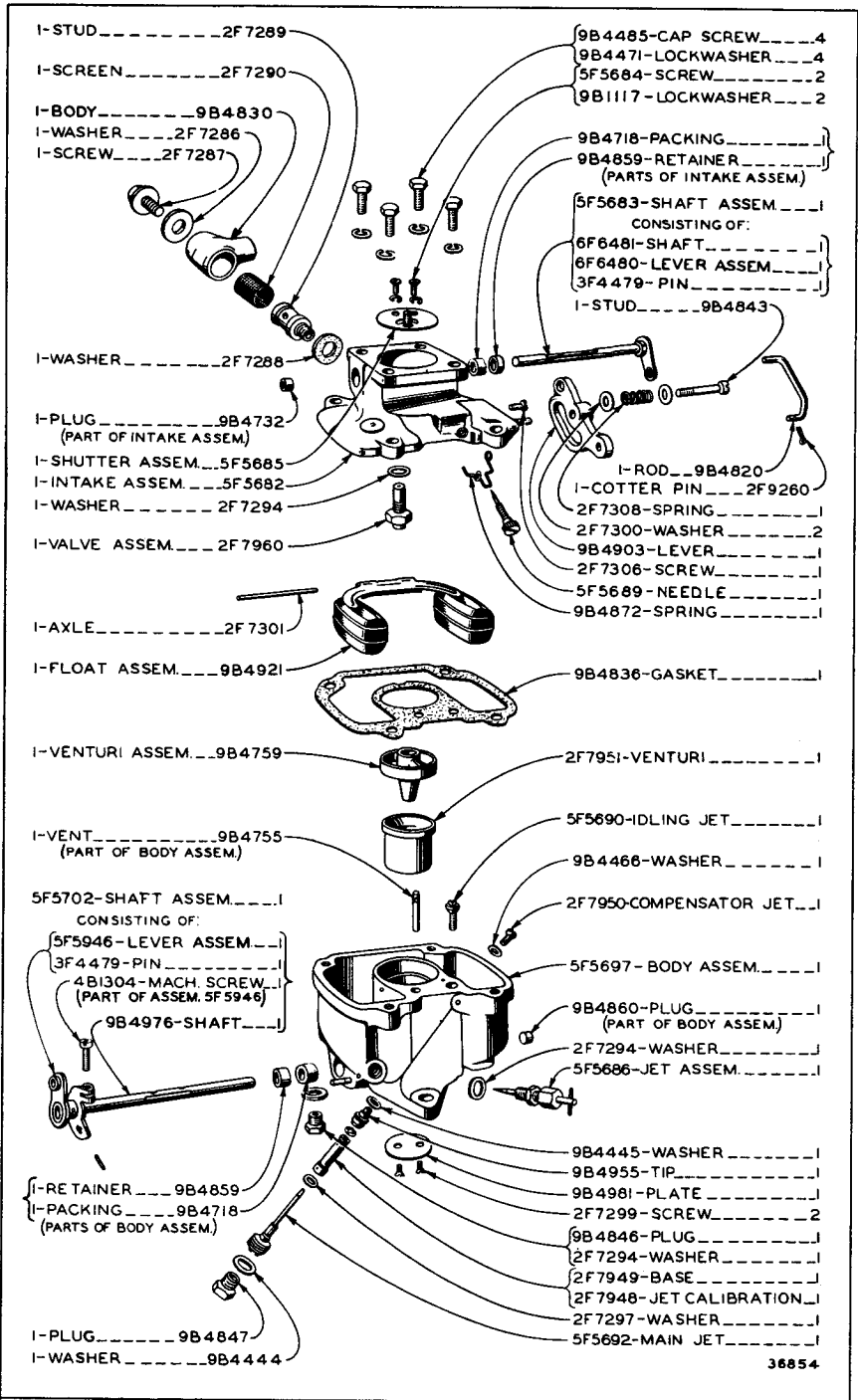
29160

**7F3838 CARBURETOR**

Part of Manifold and Air Cleaner

Only separate parts serviced. When complete Carburetor is required order 5F1347 Carburetor shown on Page 54 and I-2H5675 Tube Assembly and 2-283246 Elbow

ONLY "CATERPILLAR" PARTS GIVE "CATERPILLAR" PERFORMANCE



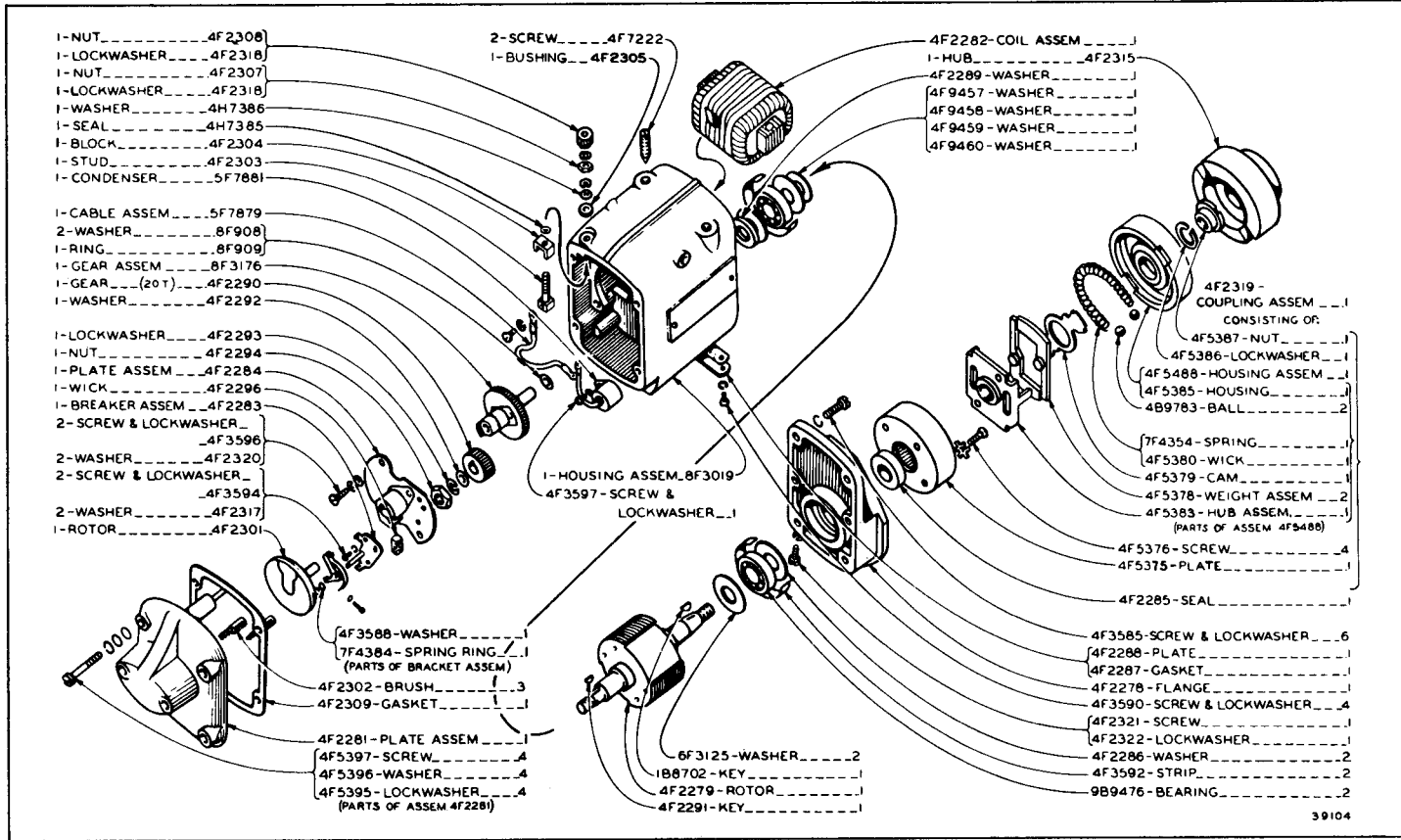
36854

5F1347 CARBURETOR

Part of Manifold and Air Cleaner shown on Page 52

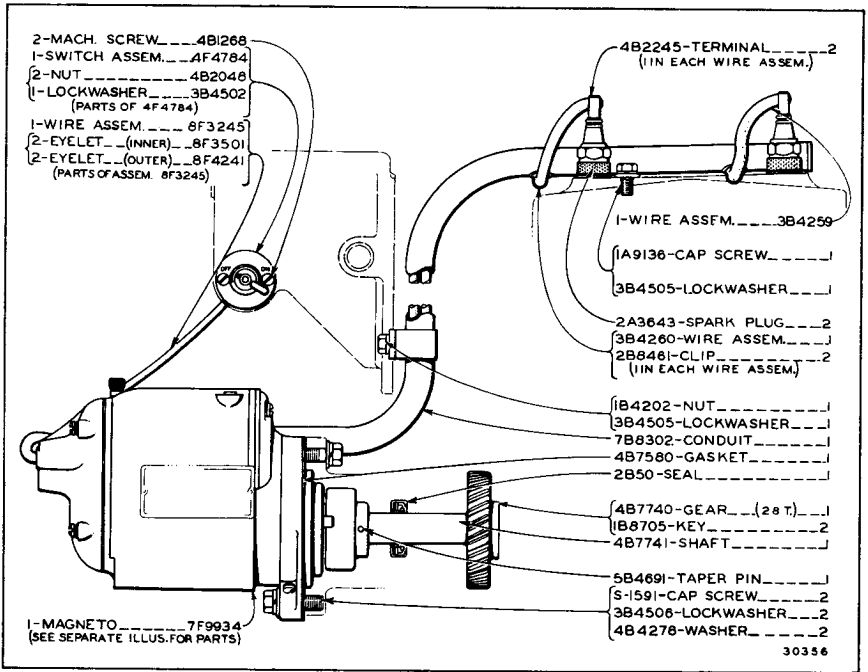
ALWAYS GIVE SERIAL NUMBER WHEN ORDERING PARTS





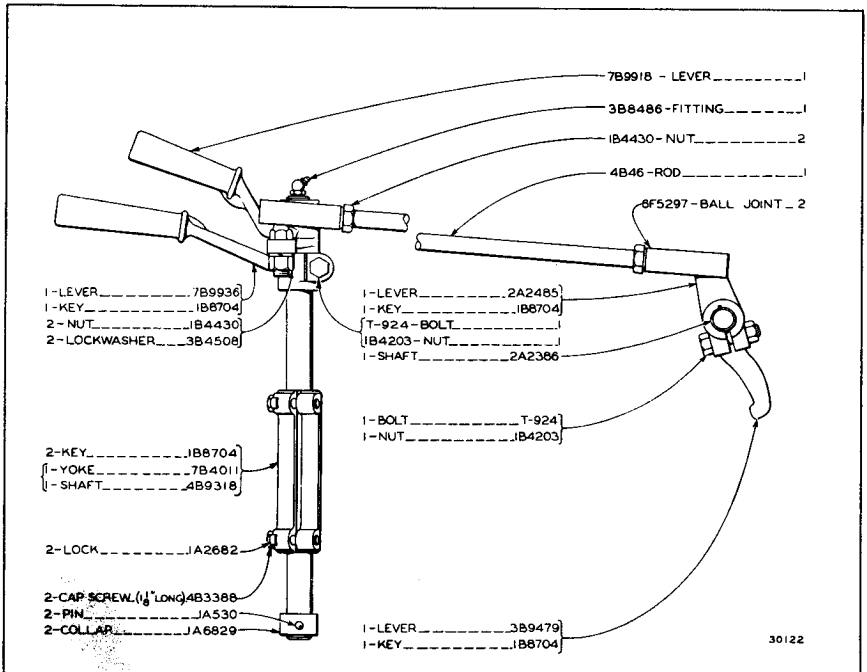
39104

**7F9934 MAGNETO**  
 Part of Ignition System shown on Page 56



**IGNITION SYSTEM**

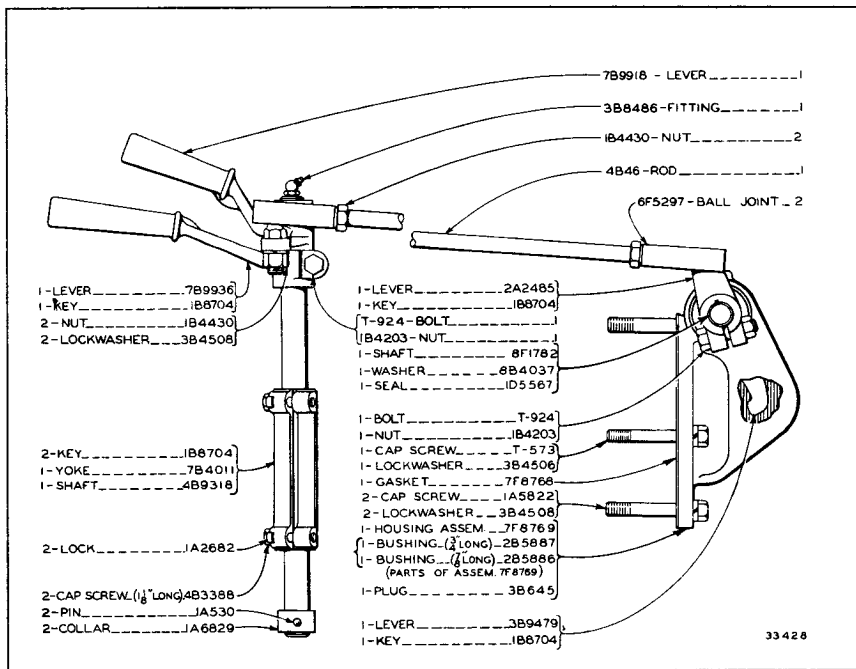
7F9934 Magneto parts are shown on Page 55



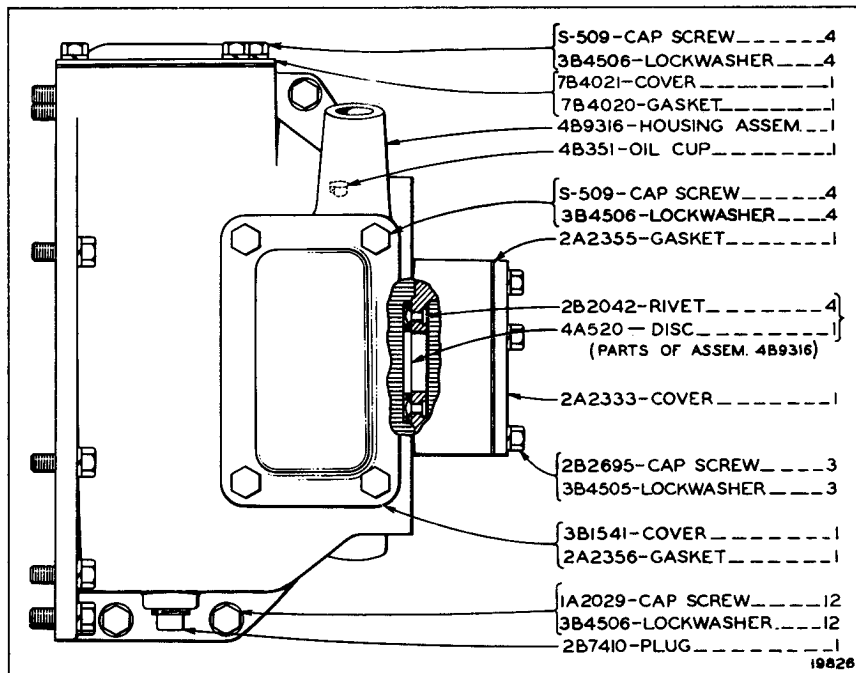
**CLUTCH AND STARTER PINION CONTROL**

Serial No. 2U15001 to 2U21512 inclusive

ALWAYS GIVE SERIAL NUMBER WHEN ORDERING PARTS

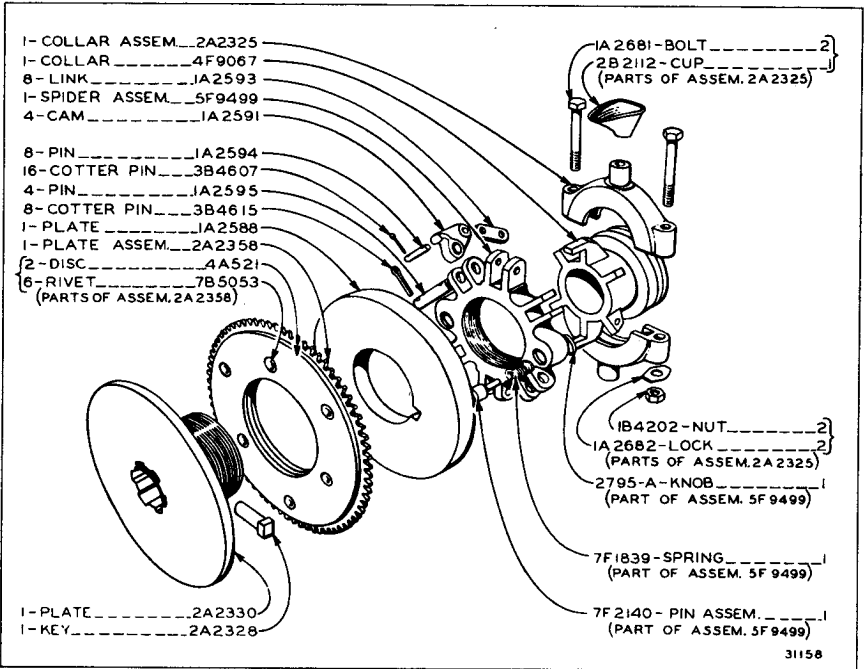


CLUTCH AND STARTER PINION CONTROL  
 Effective with Serial No. 2U21513



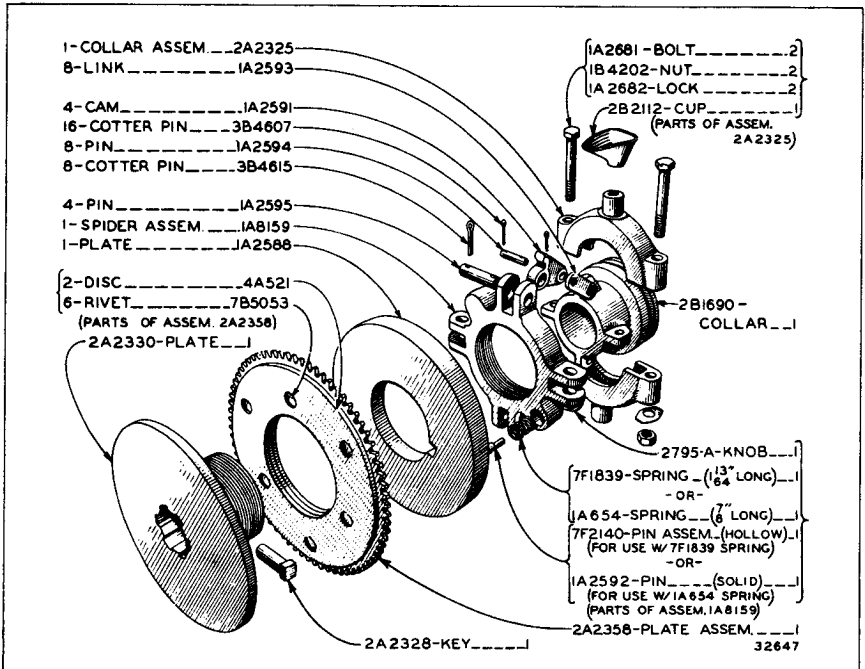
CLUTCH HOUSING

ONLY "CATERPILLAR" PARTS GIVE "CATERPILLAR" PERFORMANCE



**CLUTCH**

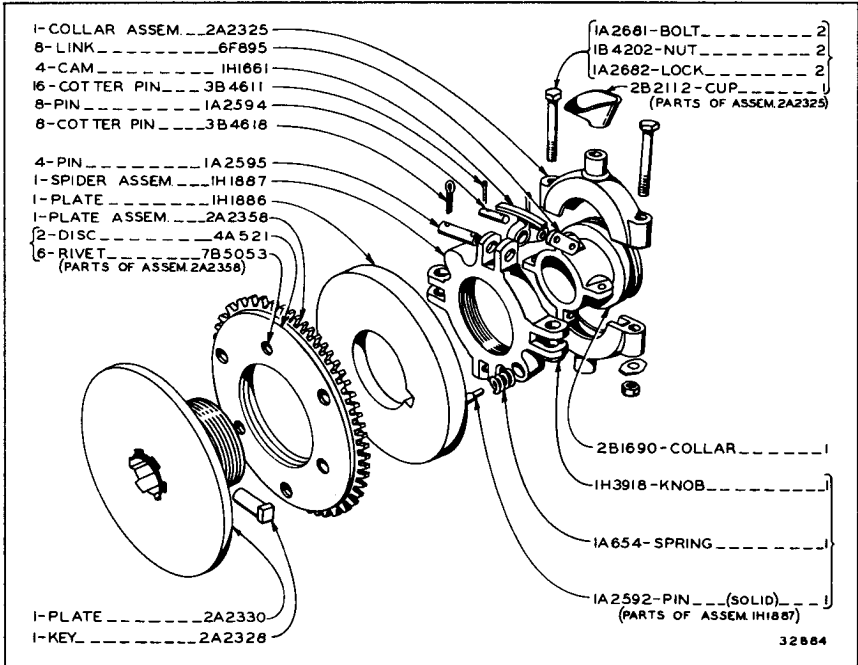
Serial No. 2U15001 to 2U15208 inclusive



**CLUTCH**

Serial No. 2U15209 to 2U16536 inclusive

ALWAYS GIVE SERIAL NUMBER WHEN ORDERING PARTS



**CLUTCH**


Effective with Serial No. 2U16537

**EXTRA BENEFITS IN GENUINE CAT PARTS** — Genuine Cat Parts are made to the identical specifications and from the same materials as the parts that go into new machines. You know the fit is right and you will get maximum service life and performance when you insist on genuine Caterpillar Parts.

**BENEFICIOS EXTRA EN LOS REPUESTOS GENUINOS CAT** — Los repuestos genuinos Cat se fabrican con las mismas especificaciones y con los mismos materiales que las piezas originarias de las máquinas nuevas. Usted sabe que serán exactos y obtendrá máximo servicio y rendimiento cuando insista en repuestos genuinos Caterpillar.

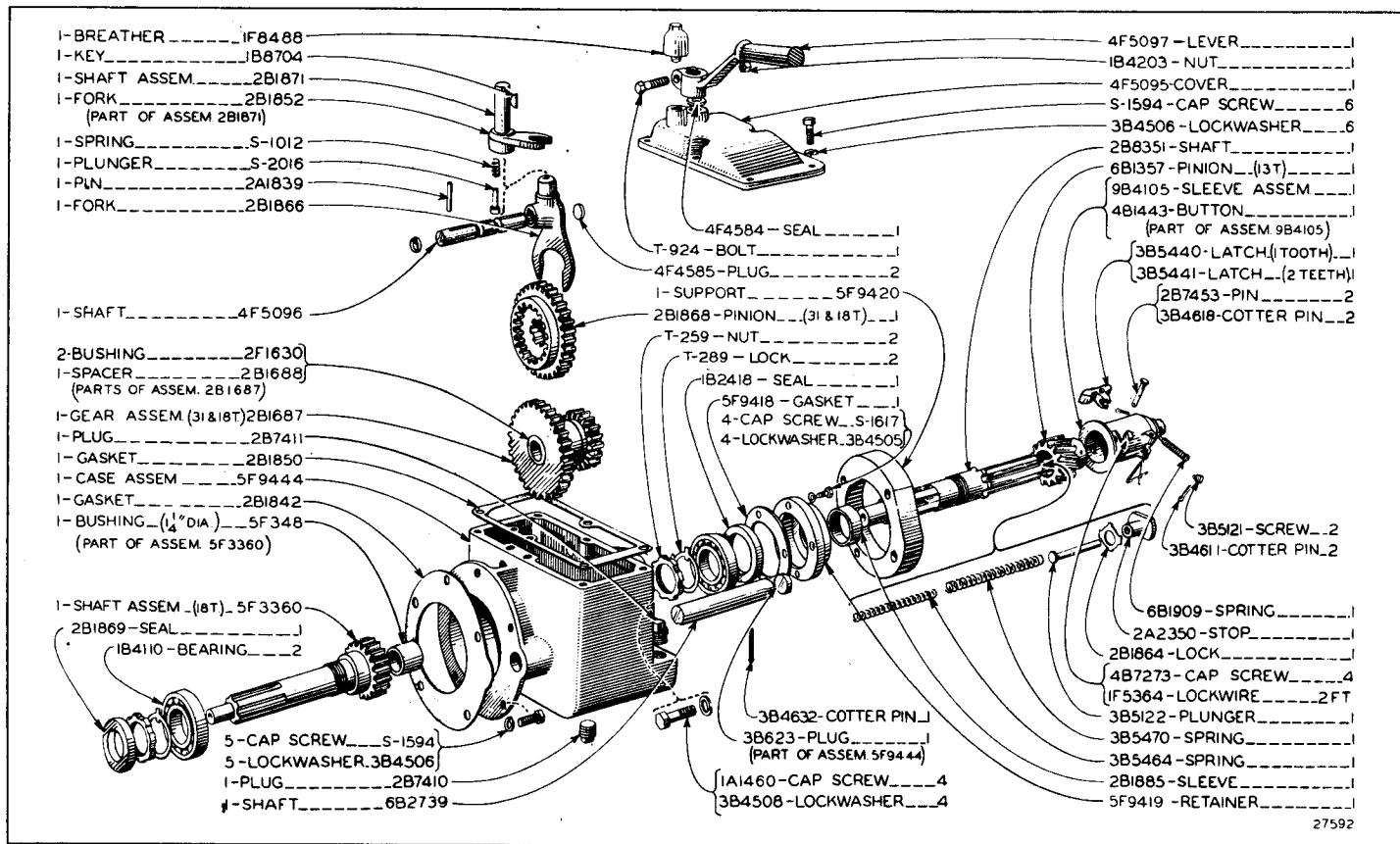
**AVANTAGES UNIQUES DES PIECES CAT D'ORIGINE** — Les pièces de rechange Cat d'origine sont exactement conformes aux pièces utilisées pour le montage des machines neuves. Vous avez la certitude que leur installation ne présentera aucune difficulté... qu'elles "tiendront" sans que le rendement et l'efficacité de vos machines soient diminués.

**AS PEÇAS CAT, GENUÍNAS, OFERECEM VANTAGENS EXTRAS** — As peças Cat, genuínas, são feitas conforme especificações idênticas e com o mesmo material empregado na fabricação das peças das máquinas novas. Você sabe que elas se ajustam corretamente e que prestam o máximo serviço e rendimento.

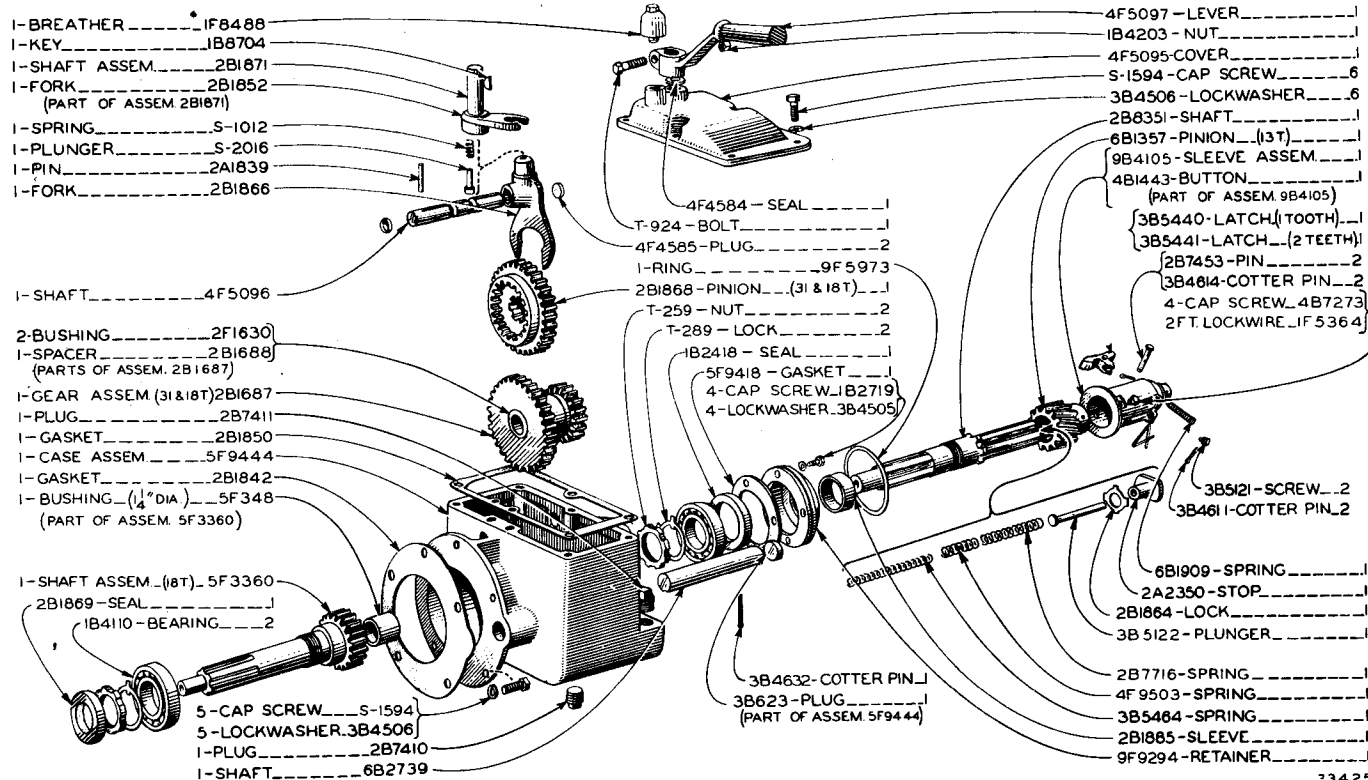


**SPECIFY GENUINE CATERPILLAR PARTS**

ONLY "CATERPILLAR" PARTS GIVE "CATERPILLAR" PERFORMANCE

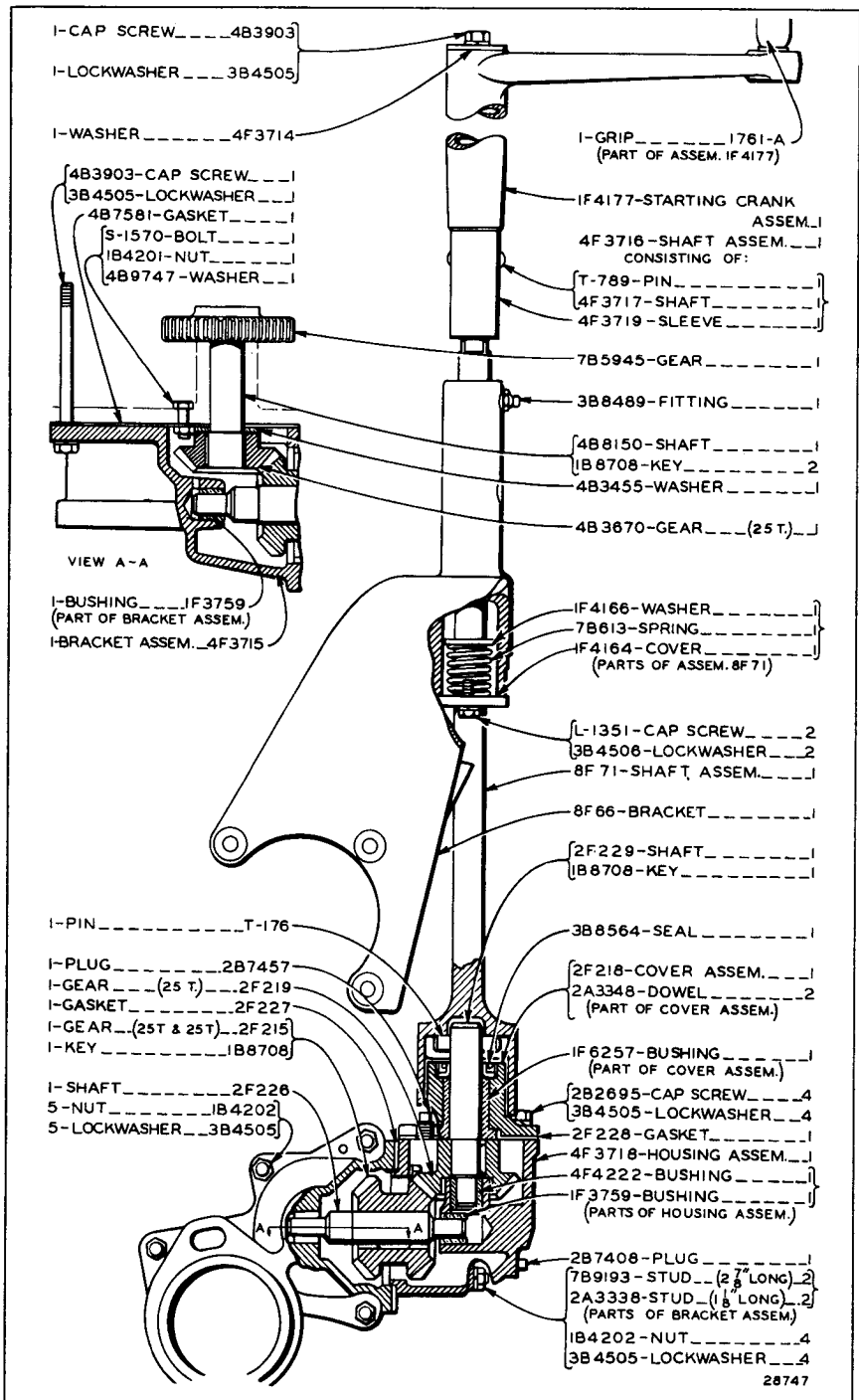


6B7247 TRANSMISSION AND STARTER PINION GROUP  
 Serial No. 2U15001 to 2U21512 inclusive



9F9526 TRANSMISSION AND STARTER PINION GROUP  
Effective with Serial No. 2U21513

33425

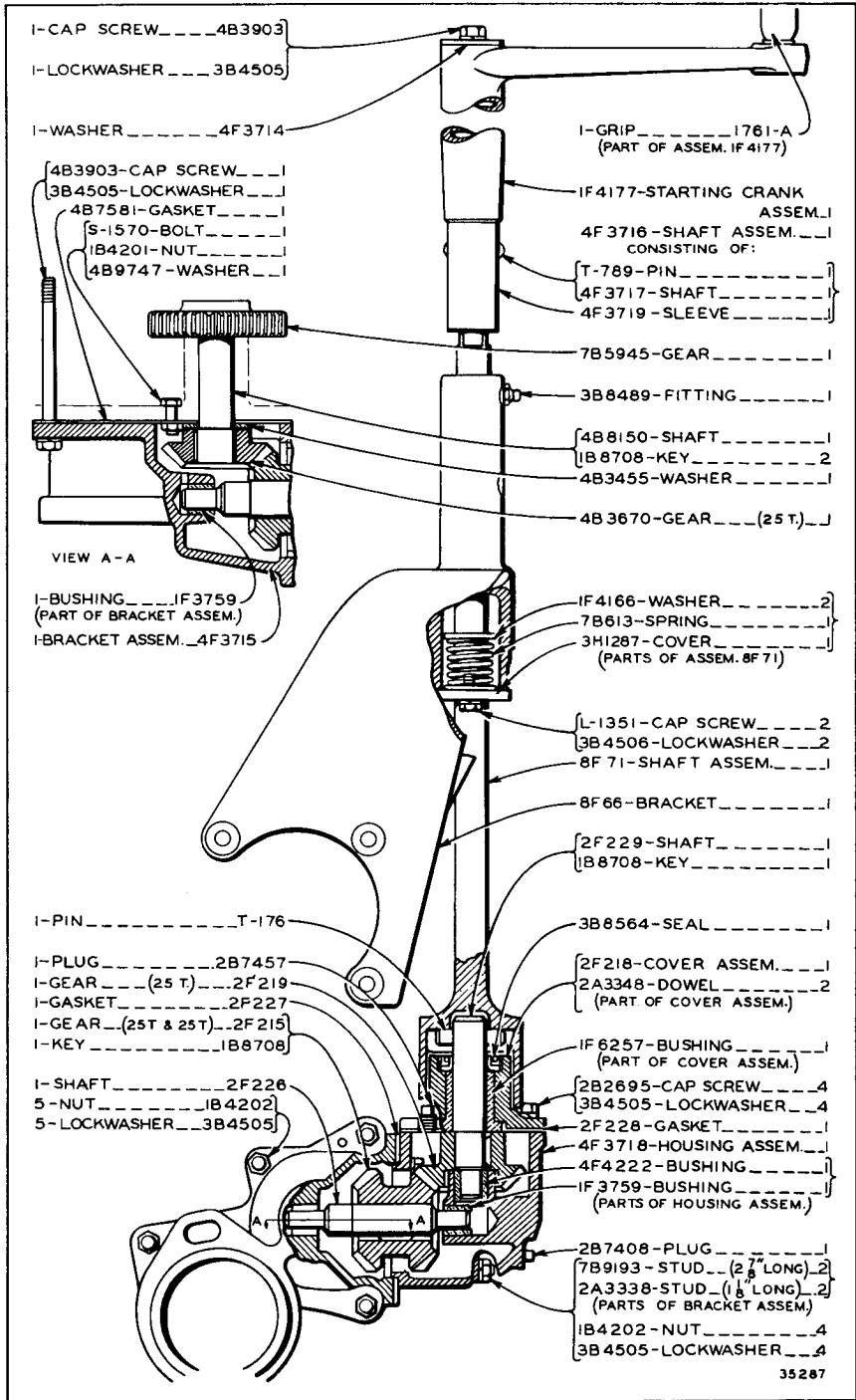


## STARTING CRANK

Serial No. 2U15001 to 2U20376 inclusive

ALWAYS GIVE SERIAL NUMBER WHEN ORDERING PARTS

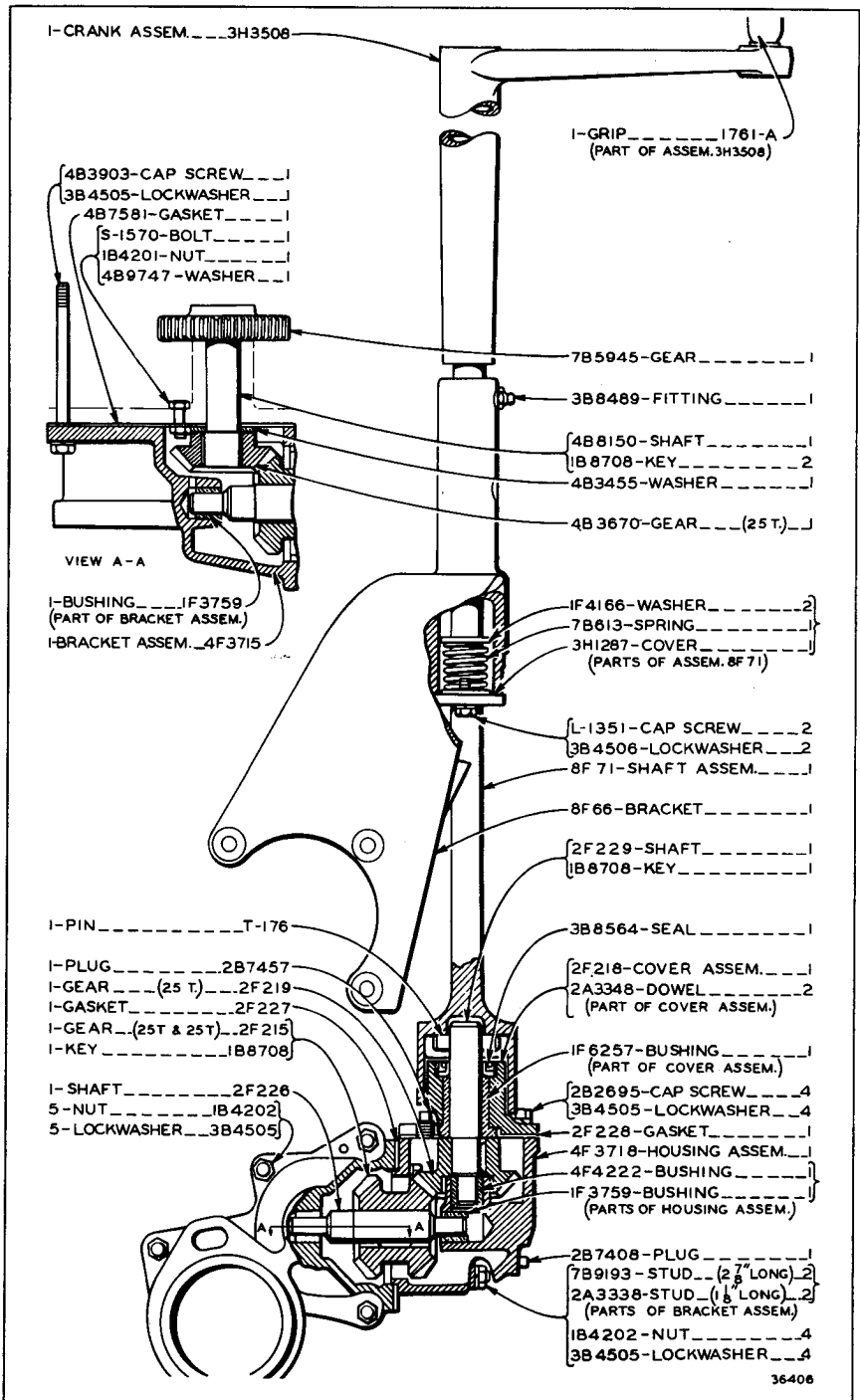




STARTING CRANK

Serial No. 2U20377 to 2U21942 inclusive

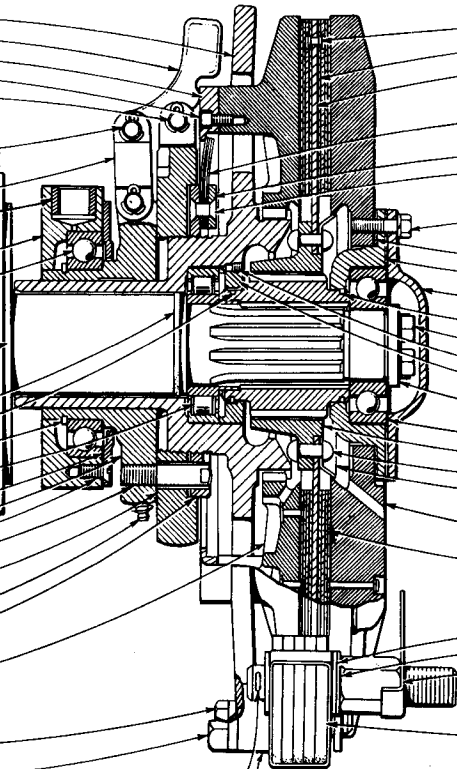
ONLY "CATERPILLAR" PARTS GIVE "CATERPILLAR" PERFORMANCE



STARTING CRANK  
Effective with Serial No. 2U21943

ALWAYS GIVE SERIAL NUMBER WHEN ORDERING PARTS

- 1-HUB.....4F4132
- 4-CAM.....5F9642
- 1-RING.....4F4119
- 8-CAP SCREW.....6F7418
- 4-PIN.....7B5709
- 8-COTTER PIN.....3B4627
  
- 8-PIN.....7B5679
- 16-COTTER PIN.....3B4627
- 1-FITTING.....3B8686
- 8-LINK.....7B4565
- 2-BUSHING.....2B76  
(PART OF CAGE ASSEM.)
- 1-CAGE ASSEM.....8F952
- 1-FITTING.....3B8686
- 1-BEARING (BALL).....7F4380
- 1-SHAFT ASSEM.....4F4124
- 1-PLUG.....7-200  
( $\frac{1}{8}$ " DIA.)
- 1-PLUG.....L-1026  
( $\frac{1}{2}$ " DIA.)  
(PART OF SHAFT ASSEM.)
- 1-DISC ASSEM.....4F4123
- 21-RIVET.....6F8795  
(PARTS OF SHAFT ASSEM.)
- 1-RING (SEAL).....6F315
- 2-RING.....6F314
- 1-RING.....5F9899
- 1-ROLLER ASSEM.....8B5965
- 1-RACE.....8B5966
- 1-RETAINER.....4F4127
- 1-COLLAR.....6F9993
- 8-MACH. SCREW.....4B1290
- 1-PIN.....6F5176
- 1-COLLAR.....8F8299
- 4-CAP SCREW.....S-2457
- 1-FITTING.....3B8489
- 1-RING ASSEM.....8F8412
- 1-PLATE ASSEM.....6F9936
- 1-FACING.....7F2952
- 18-RIVET.....6B1369  
(PARTS OF PLATE ASSEM.)
- 12-CAP SCREW.....1B2886
- 12-LOCKWASHER.....3B4508
- 6-PIN.....4F4134
- 6-LOCKWASHER.....3B4518

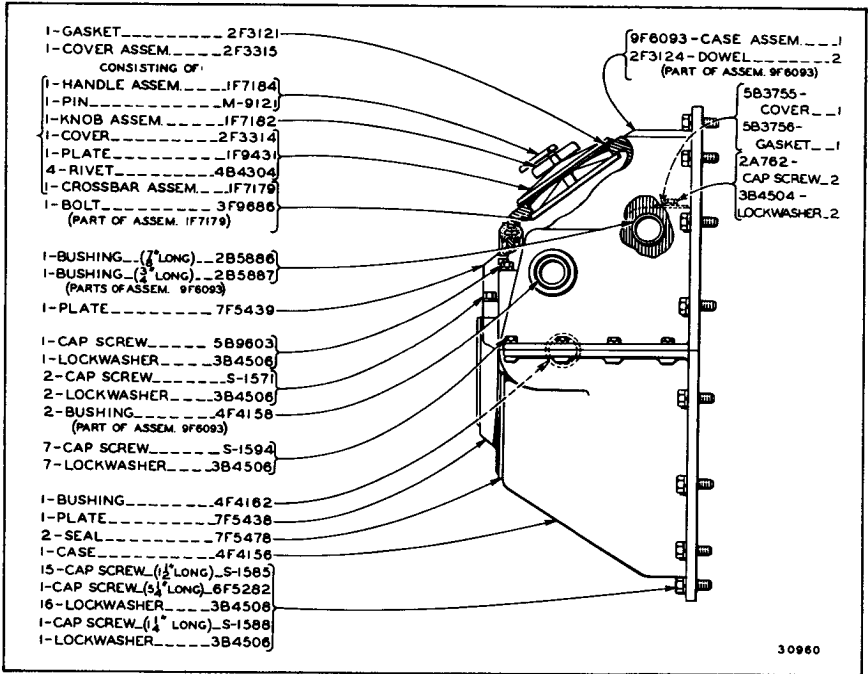


6 - COTTER PIN...3B4629      6F9578 - SHACKLE ASSEM...6

- 6B4343-RIVET.....56
- 7F3602-FACING.....2
- 1F1710-DISC.....1  
(PARTS OF DISC ASSEM.)
  
- 2A2463-SPRING...( $2\frac{1}{2}$ " LONG).....16
- 2A2466-RETAINER.....4
- 4B4420-RIVET.....4  
(PARTS OF RING ASSEM.)
- 3B1915-CAP SCREW.....6
- 3B4506-LOCKWASHER.....6
  
- 4F4139-GASKET.....1
- 4F4142-CAGE.....1
- 4F4140-COVER.....1
- 4F4139-GASKET.....1
- 4F4143-HUB.....1
- S-1593-CAP SCREW.....2
- 5F9669-LOCK.....1
- 3B9191-SET SCREW.....1
- 5F9889-RETAINER.....1
- 5F9668-WASHER.....1
- 1B4120-BEARING.....1
- 4F4136-DISC ASSEM.....1
- 4B4346-RIVET.....16
- 5F9742-THROWER.....1  
(PARTS OF DISC ASSEM.)
- 8F8415-PLATE ASSEM.....1
- 8F8414-RIVET.....56
- 7F2952-FACING.....1  
(PARTS OF PLATE ASSEM.)
  
- 179-A-WASHER.....24
- 6F7-WASHER.....6
- 2A949-LOCK.....3
- 4F4117-PIN.....6
  
- 9F3358-LINK ASSEM.....6
- 6F3707-BUSHING.....2
- 1B6301-RIVET.....1  
(PARTS OF ASSEM. 9F3358)

32937

**FLYWHEEL CLUTCH**  
 Serial No. 2U15001 to 2U21512 inclusive  
 Refer Also to Page 171 for special parts



**FLYWHEEL CLUTCH ENCLOSURE**  
 Serial No. 2U15001 to 2U21512 inclusive

**IH4421 Arrangement**

Serial No. 2U15001 to 2U16899 inclusive

Consists of:

Page

	9F6300	Hydraulic Mechanism Control Group.....	90
	9F7100	Flywheel Clutch Group.....	67
	IH4378	Gear Shift Interlock and Oil Clutch Mounting Group .....	91
		Operators Instruction Manual FORM 30654-I	
		Installation Manual FORM 30807	

**IH4420 Arrangement**

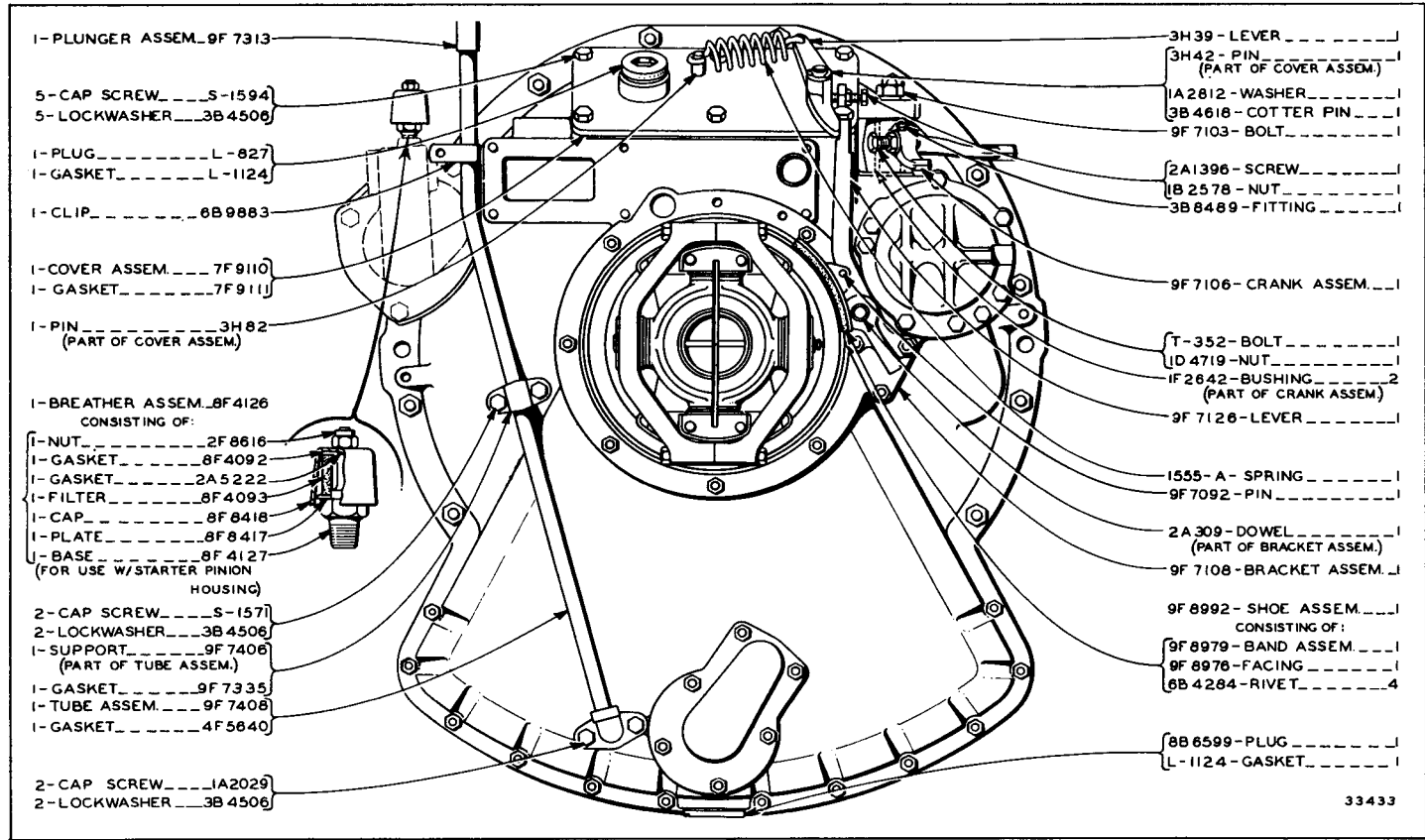
Serial No. 2U16900 to 2U21512 inclusive

Consists of:

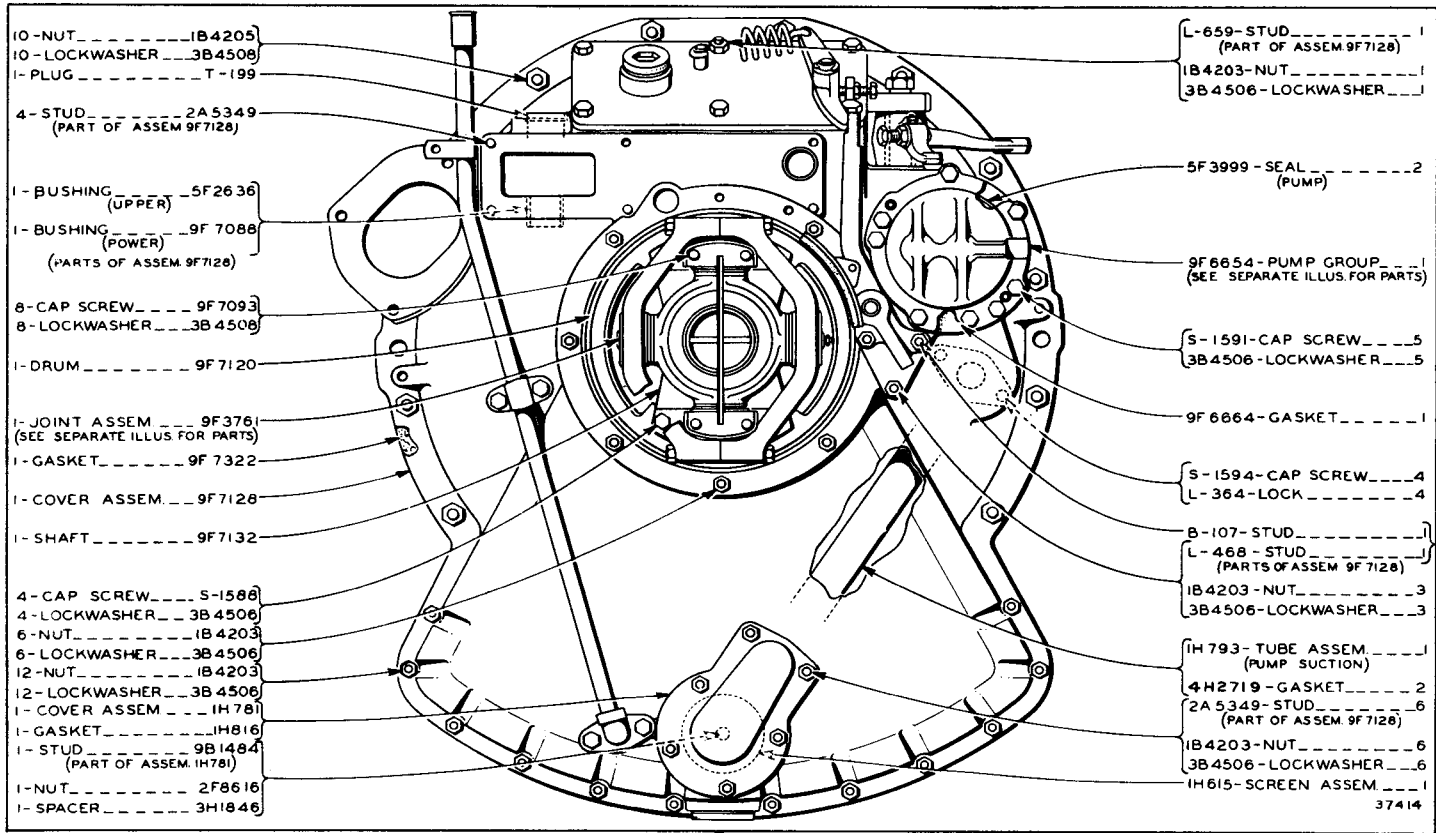
	9F6300	Hydraulic Mechanism Control Group.....	90
	9F7100	Flywheel Clutch Group.....	67
	IH4379	Oil Clutch Mounting Group.....	94
		Operators Instruction Manual FORM 30654-I	
		Installation Manual FORM 30808	

**OIL CLUTCH ARRANGEMENTS—Field Changeover**

ALWAYS GIVE SERIAL NUMBER WHEN ORDERING PARTS



**9F7100 FLYWHEEL CLUTCH GROUP—Part One**  
 Serial No. 2U21513 to 2U21652 inclusive  
 Also part of 1H4421 and 1H4420 Oil Clutch Arrangements  
 ADDITIONAL PARTS ARE SHOWN ON PAGES 68 AND 69

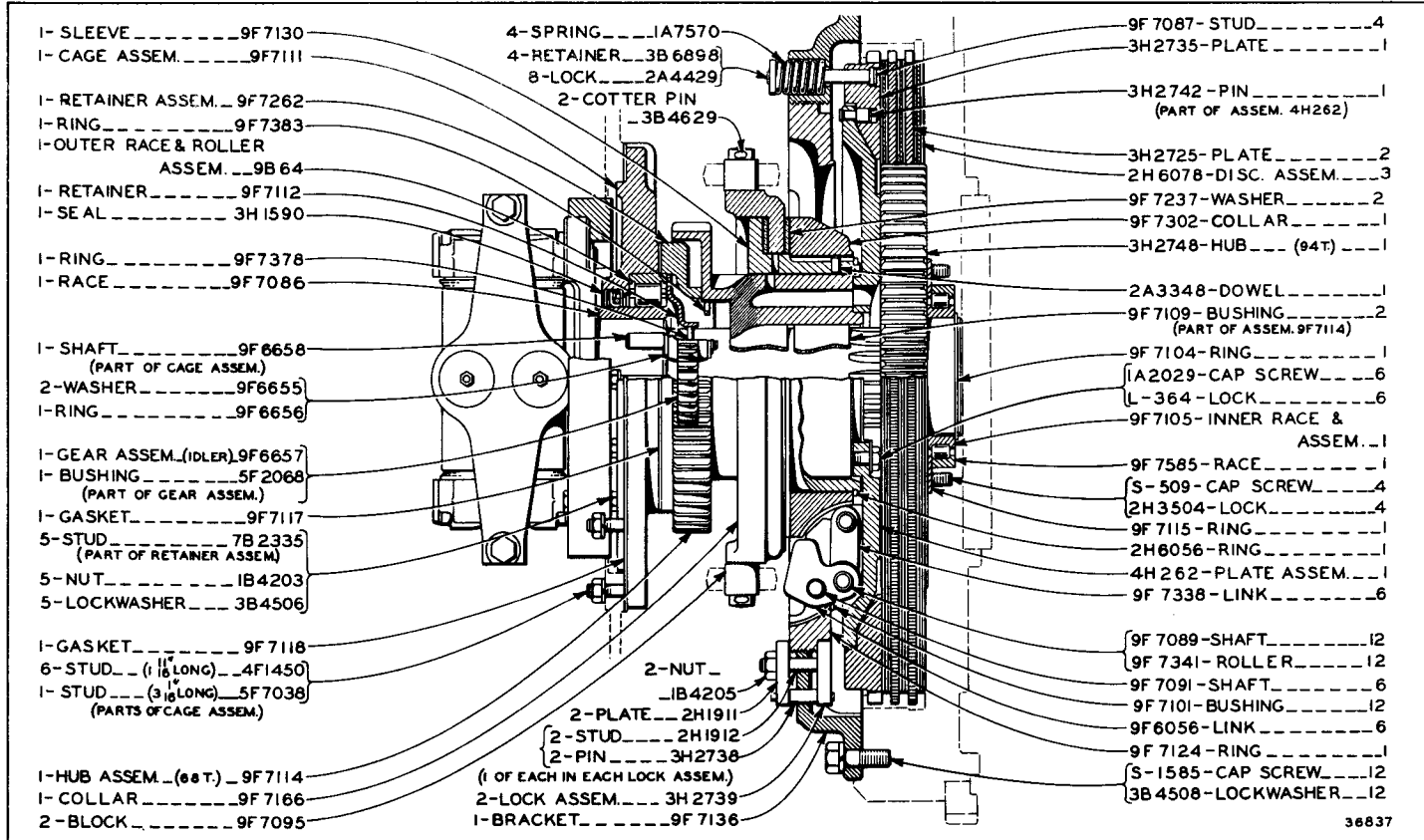


**9F7100 FLYWHEEL CLUTCH GROUP—Part Two**

Serial No. 2U21513 to 2U21652 inclusive

Also part of 1H4421 and 1H4420 Oil Clutch Arrangements listed on Page 66, 9F6654 Oil Pump Group and 9F3761 Universal Joint parts are shown on Page 79

ADDITIONAL PARTS ARE SHOWN ON PAGES 67 AND 69



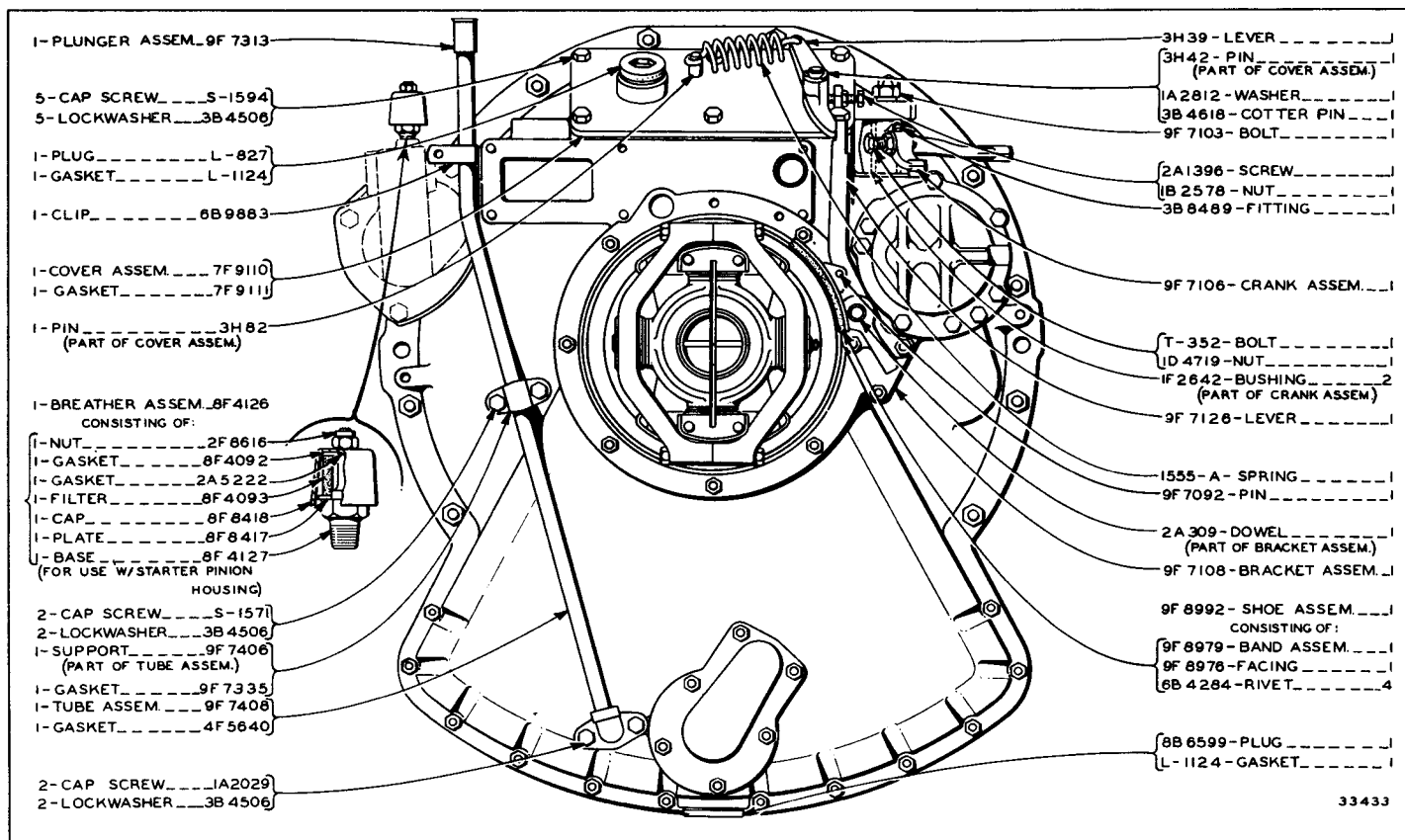
36837

9F7100 FLYWHEEL CLUTCH GROUP—Part Three

Serial No. 2U21513 to 2U21652 inclusive

Also part of 1H4421 and 1H4420 Oil Clutch Arrangements listed on Page 66

ADDITIONAL PARTS ARE SHOWN ON PAGES 67 AND 68

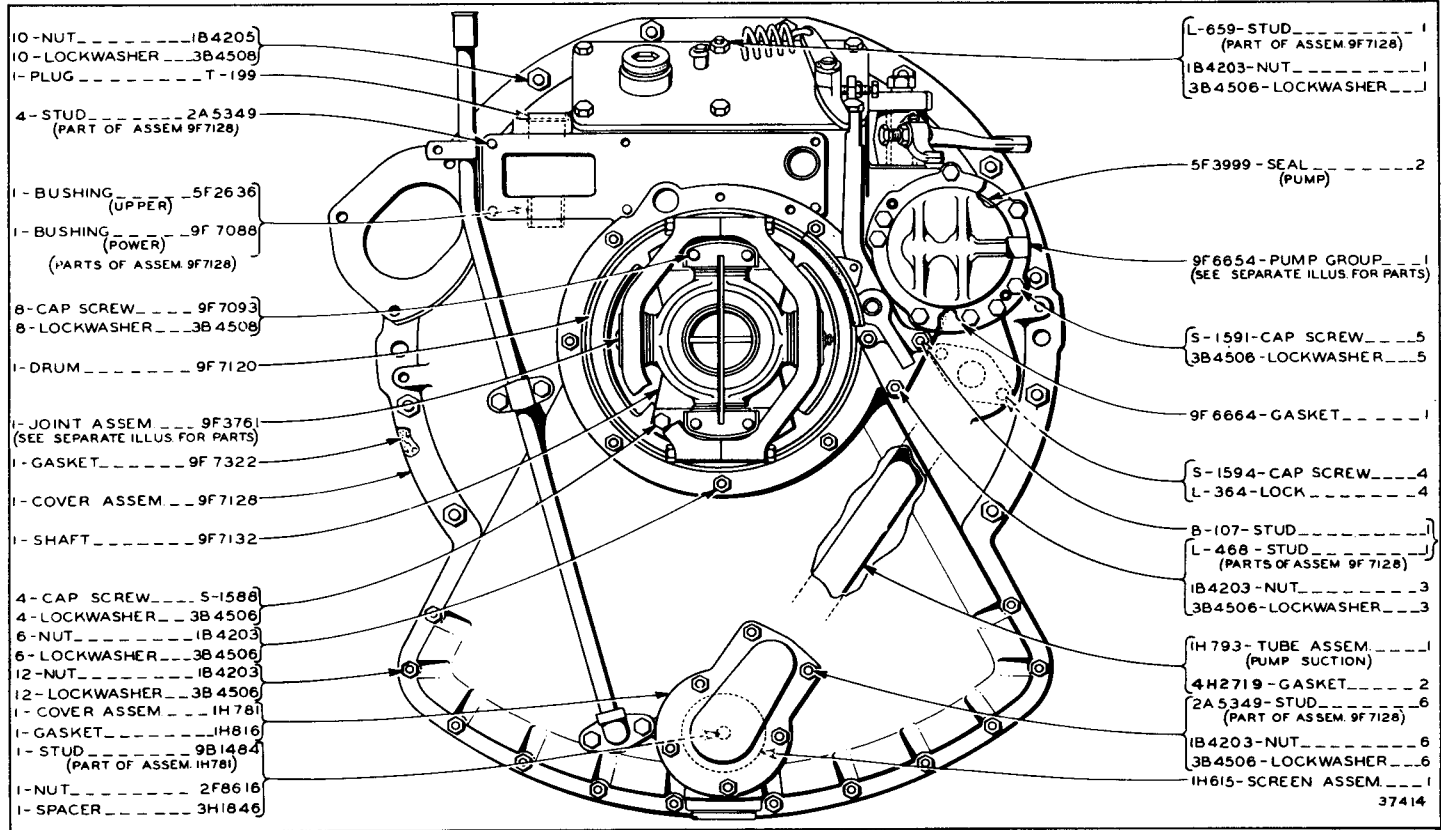


9F7100 FLYWHEEL CLUTCH GROUP—Part One

Serial No. 2U21653 to 2U21979 inclusive

Also part of 1H4421 and 1H4420 Oil Clutch Arrangements listed on Page 66  
ADDITIONAL PARTS ARE SHOWN ON PAGES 71 AND 72



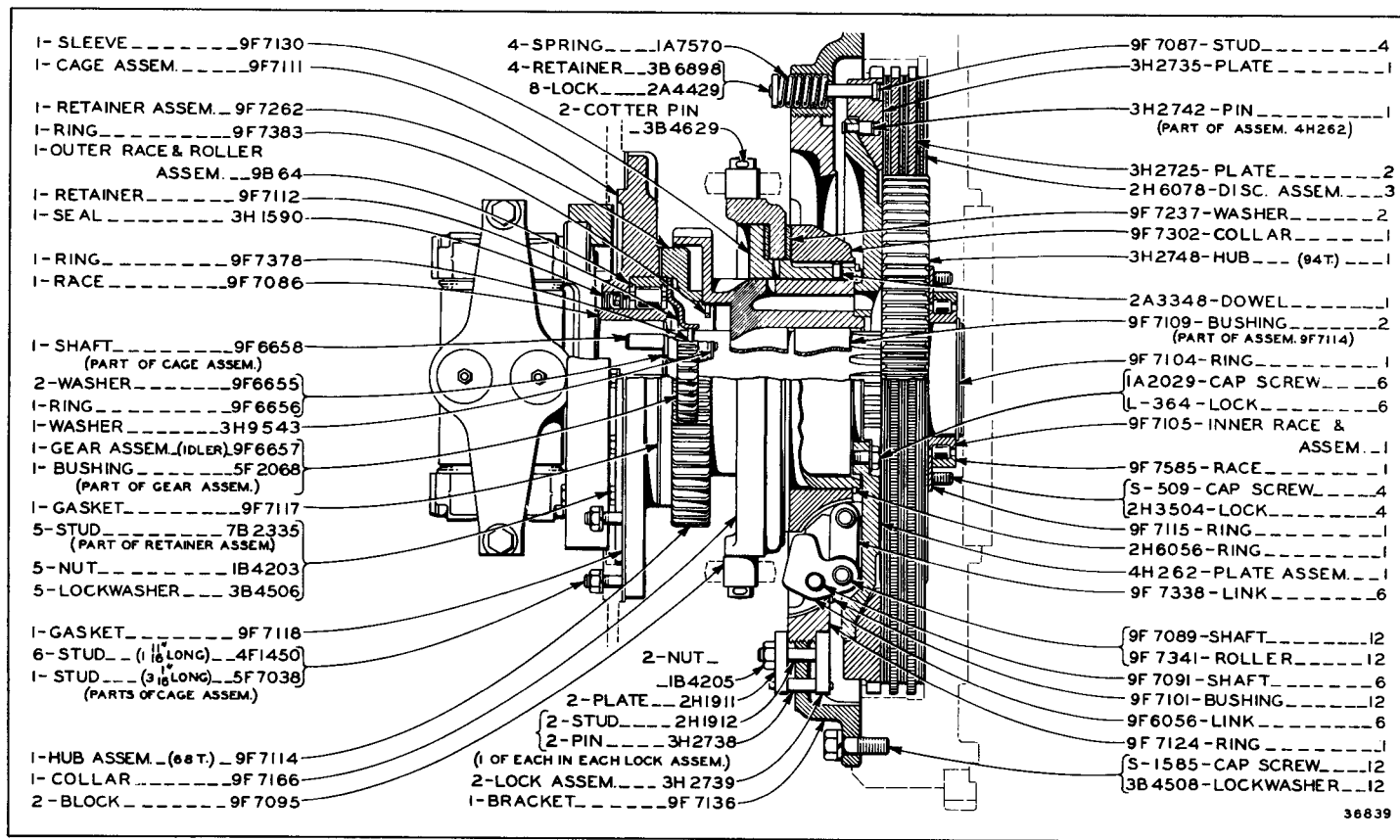


**9F7100 FLYWHEEL CLUTCH GROUP—Part Two**

Serial No. 2U21653 to 2U21979 inclusive

Also part of 1H4421 and 1H4420 Oil Clutch Arrangements listed on Page 66. 9F6654 Oil Pump Group and 9F3761 Universal Joint parts are shown on Page 79

ADDITIONAL PARTS ARE SHOWN ON PAGES 70 AND 72

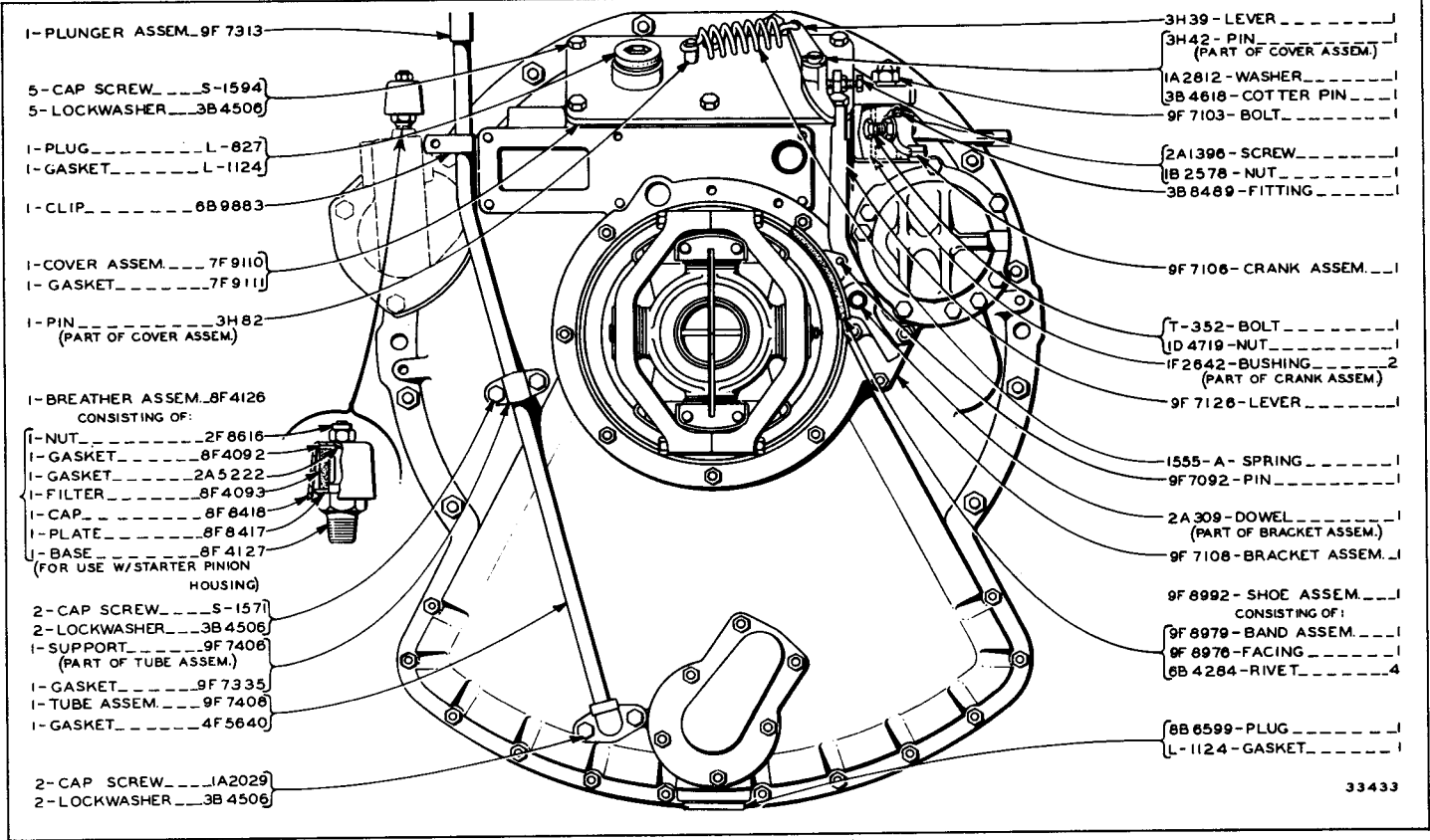


9F7100 FLYWHEEL CLUTCH GROUP—Part Three

Serial No. 2U21653 to 2U21979 inclusive

Also part of 1H4421 and 1H4420 Oil Clutch Arrangements listed on Page 66

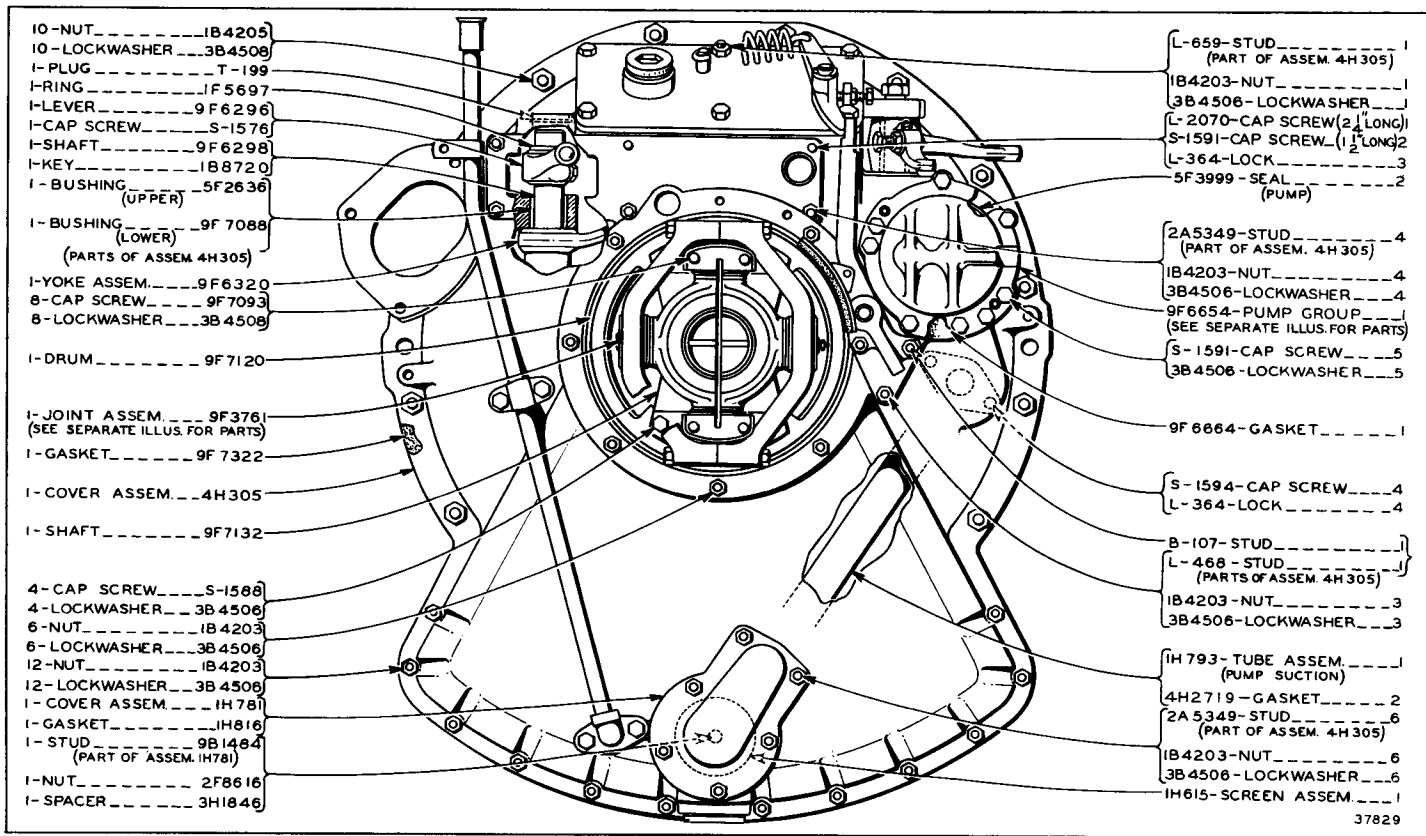
ADDITIONAL PARTS ARE SHOWN ON PAGES 70 AND 71



33433

9F7100 FLYWHEEL CLUTCH GROUP—Part One

Serial No. 2U21980 to 2U22254 inclusive  
Also part of 1H4421 and 1H4420 Oil Clutch Arrangements listed on Page 66  
ADDITIONAL PARTS ARE SHOWN ON PAGES 74 AND 75

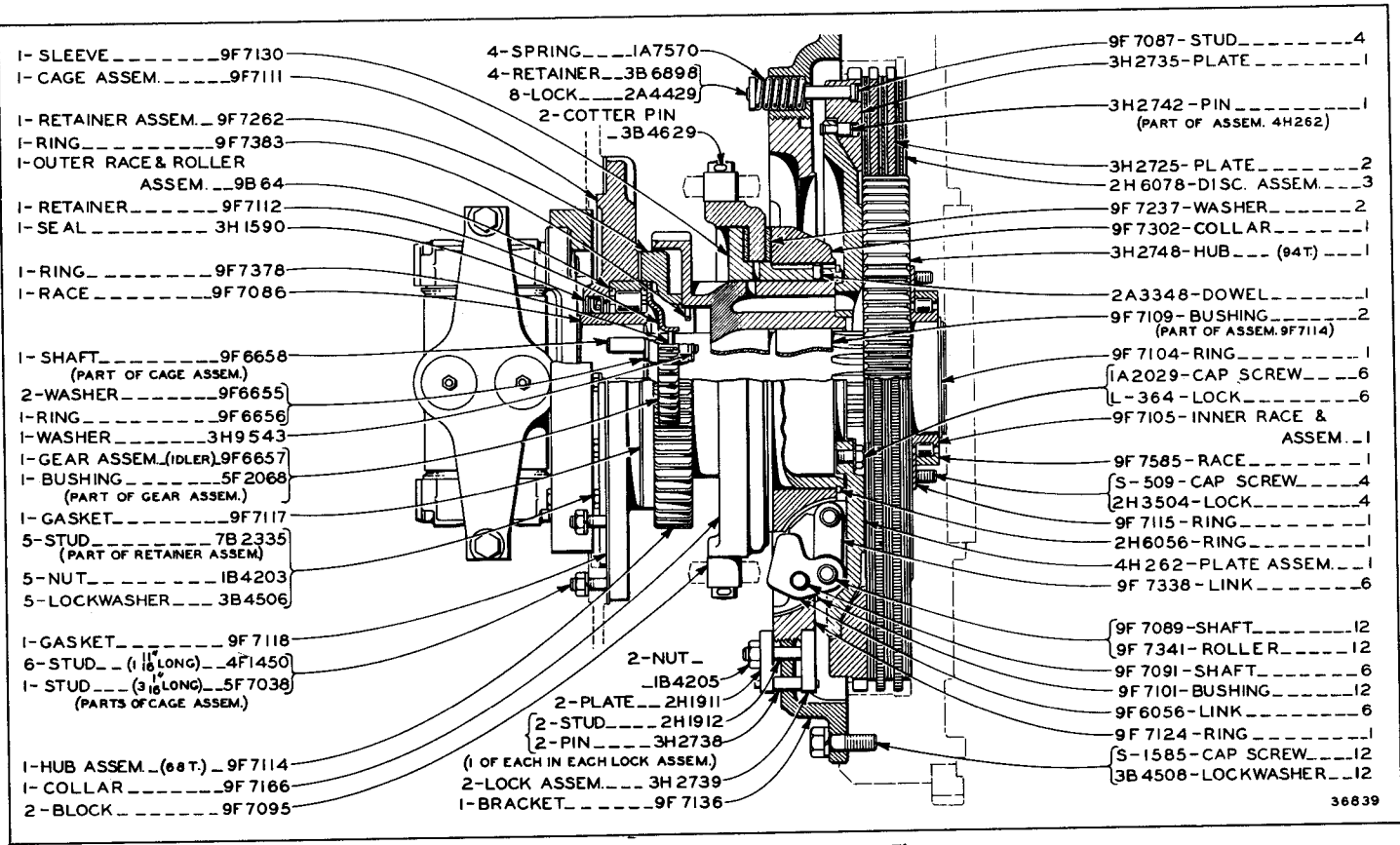


**9F7100 FLYWHEEL CLUTCH GROUP—Part Two**

Serial No. 2U21980 to 2U22254 inclusive

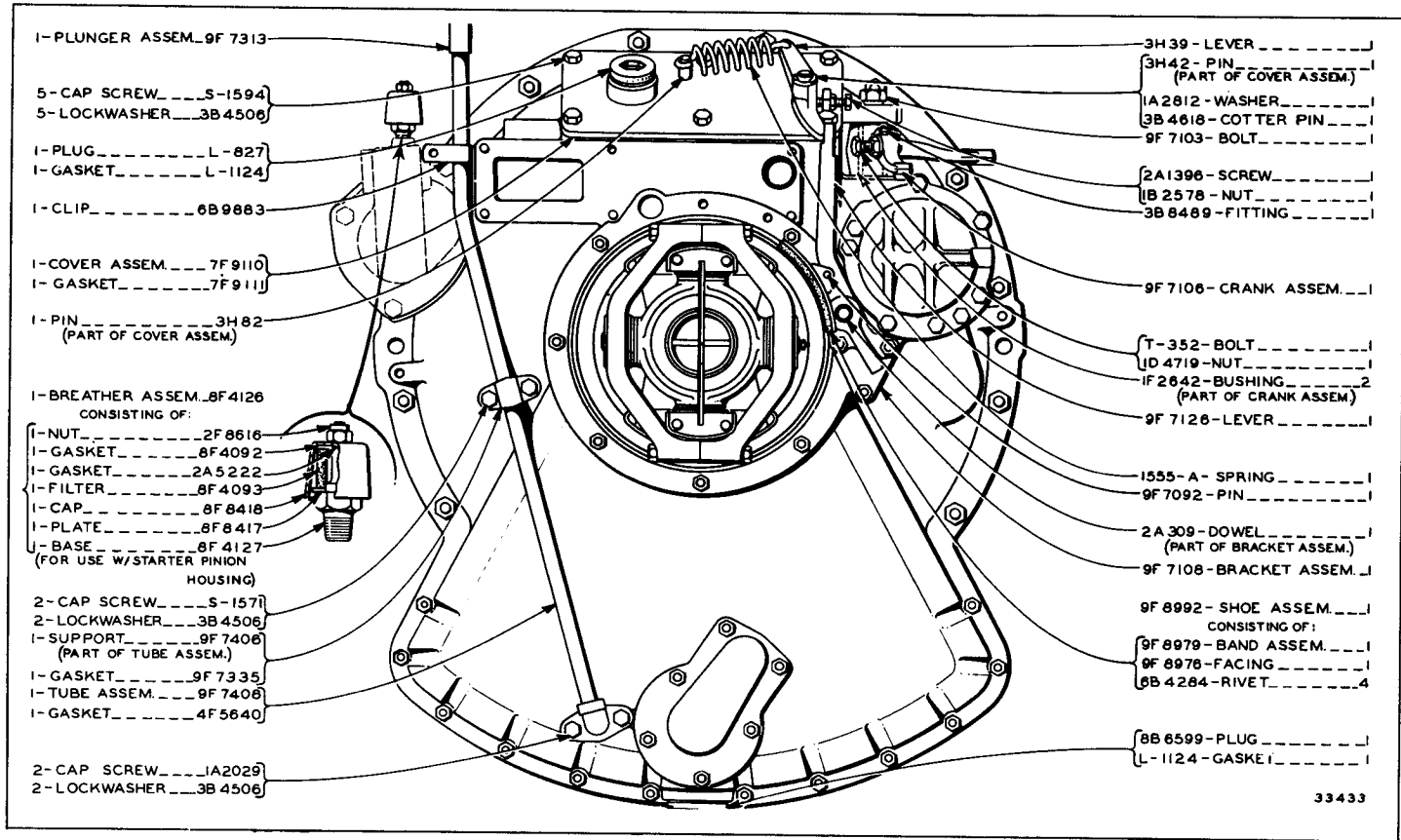
Also part of 1H4421 and 1H4420 Oil Clutch Arrangements listed on Page 66. 9F6654 Oil Pump Group and 9F3761 Universal Joint parts are shown on Page 79

ADDITIONAL PARTS ARE SHOWN ON PAGES 73 AND 75



**9F7100 FLYWHEEL CLUTCH GROUP—Part Three**  
 Serial No. 2U21980 to 2U22254 inclusive  
 Also part of 1H4421 and 1H4420 Oil Clutch Arrangements listed on Page 66  
 ADDITIONAL PARTS ARE SHOWN ON PAGES 73 AND 74

36839

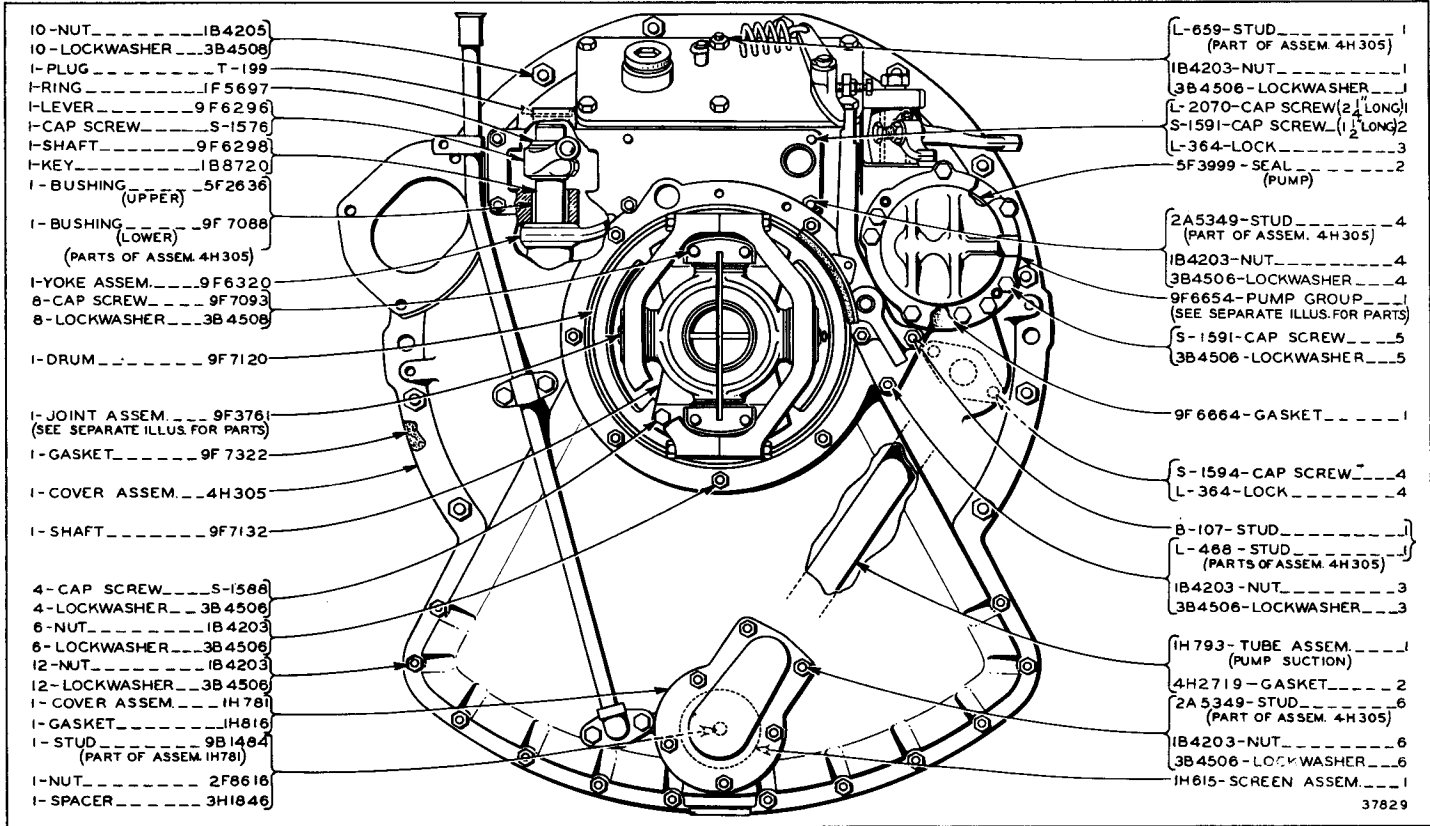


9F7100 FLYWHEEL CLUTCH GROUP—Part One

Effective with Serial No. 2U22255

Also part of 1H4421 and 1H4420 Oil Clutch Arrangements listed on Page 66

ADDITIONAL PARTS ARE SHOWN ON PAGES 77 AND 78



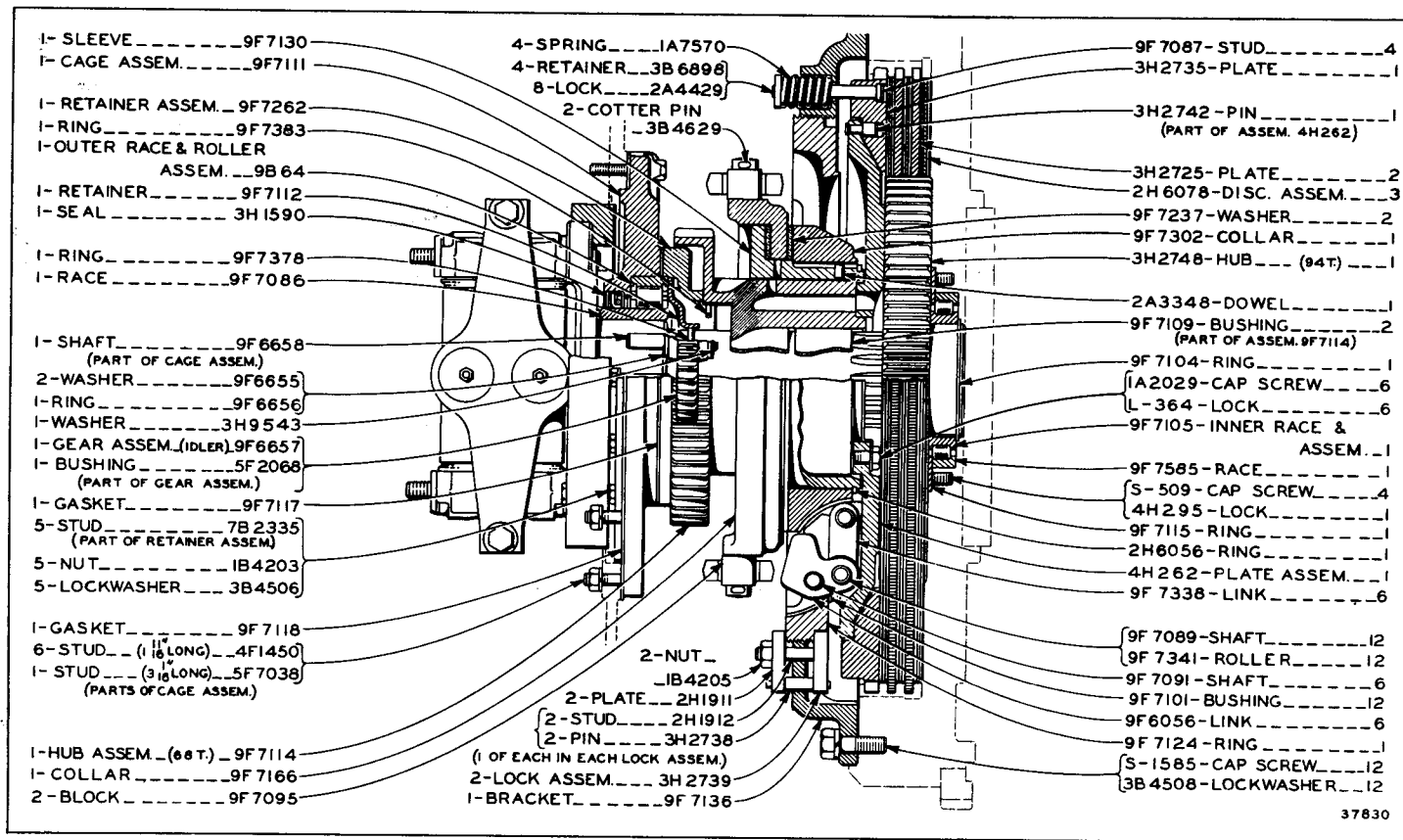
9F7100 FLYWHEEL CLUTCH GROUP—Part Two

Effective with Serial No. 2U22255

Also part of 1H4421 and 1H4420 Oil Clutch Arrangements listed on Page 66. 9F6654 Oil Pump Group and 9F3761 Universal Joint parts are shown on Page 79

ADDITIONAL PARTS ARE SHOWN ON PAGES 76 AND 78

37829



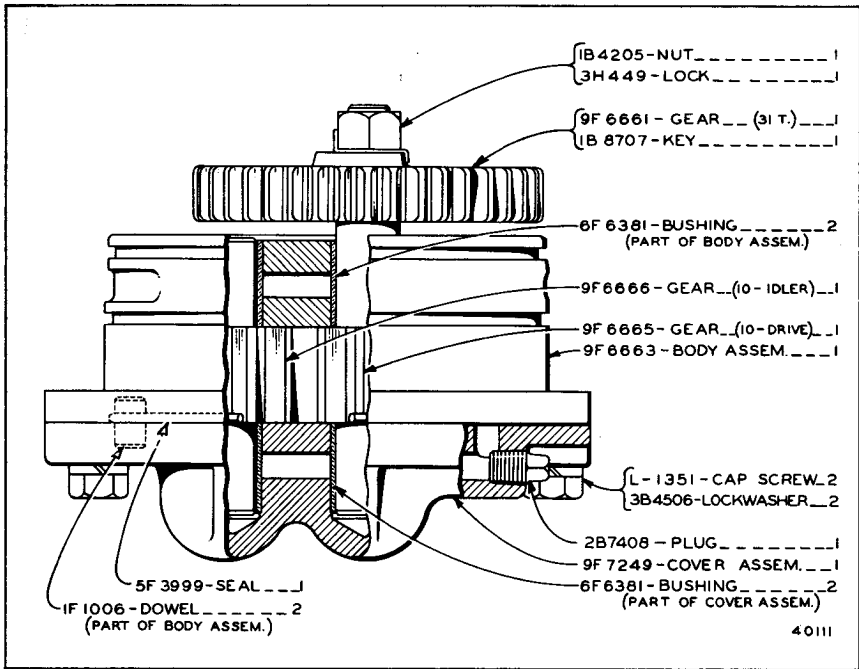
37830

9F7100 FLYWHEEL CLUTCH GROUP—Part Three

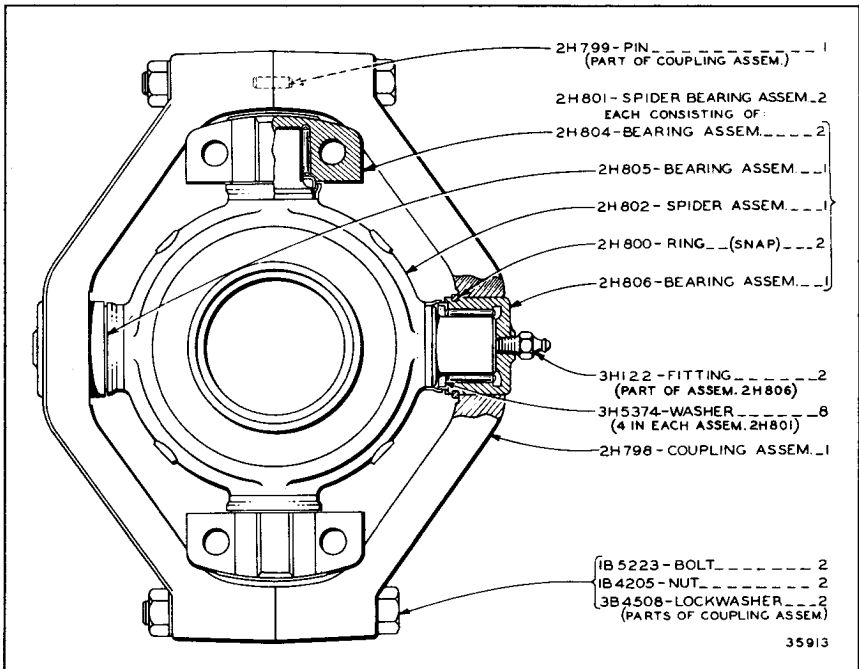
Effective with Serial No. 2U22255

Also part of 1H4421 and 1H4420 Oil Clutch Arrangements listed on Page 66  
 ADDITIONAL PARTS ARE SHOWN ON PAGES 76 AND 77



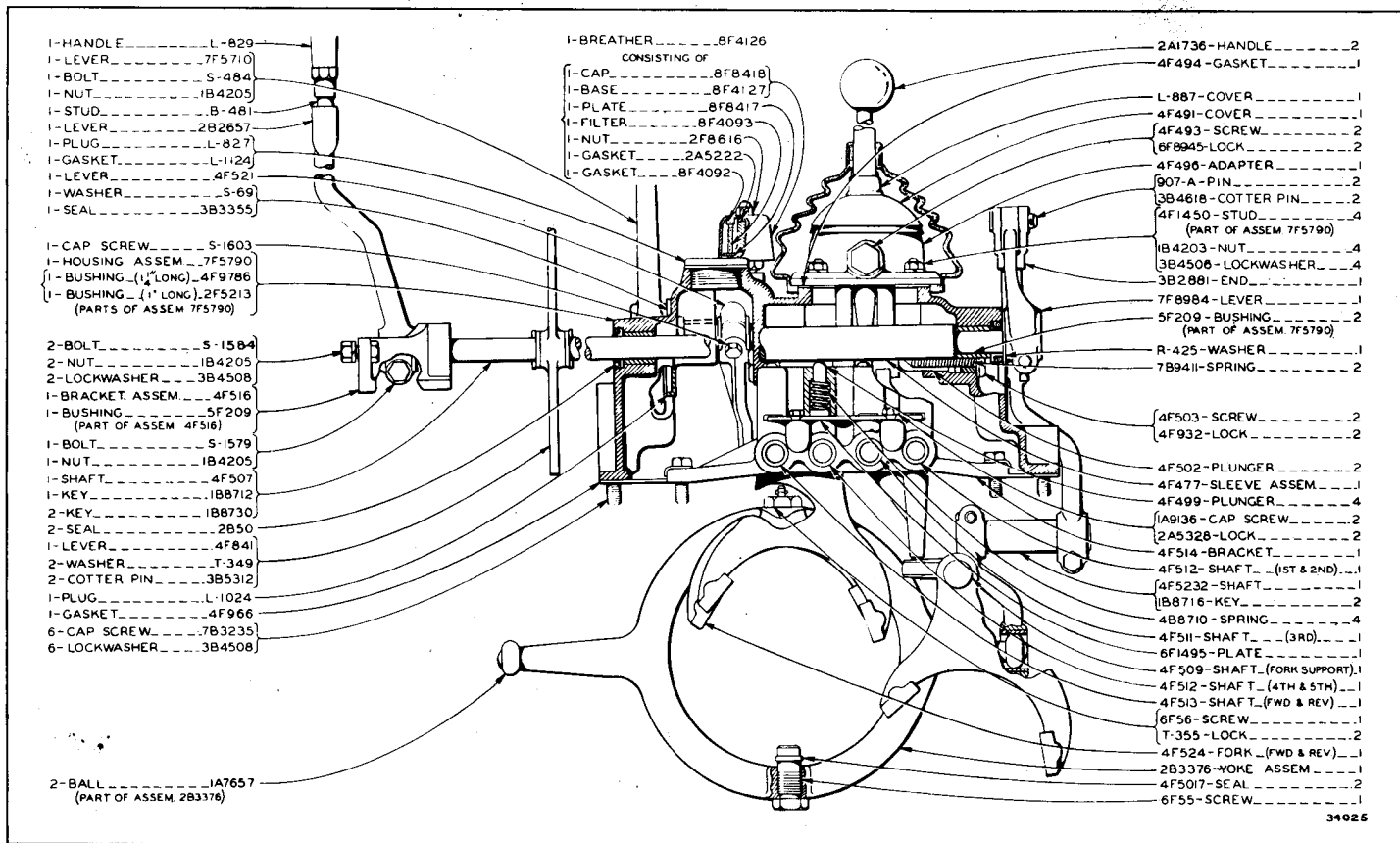


**9F6654 OIL PUMP GROUP—Flywheel Clutch**  
 Part of 9F7100 Flywheel Clutch Group shown on Pages 68, 71, 74 and 77



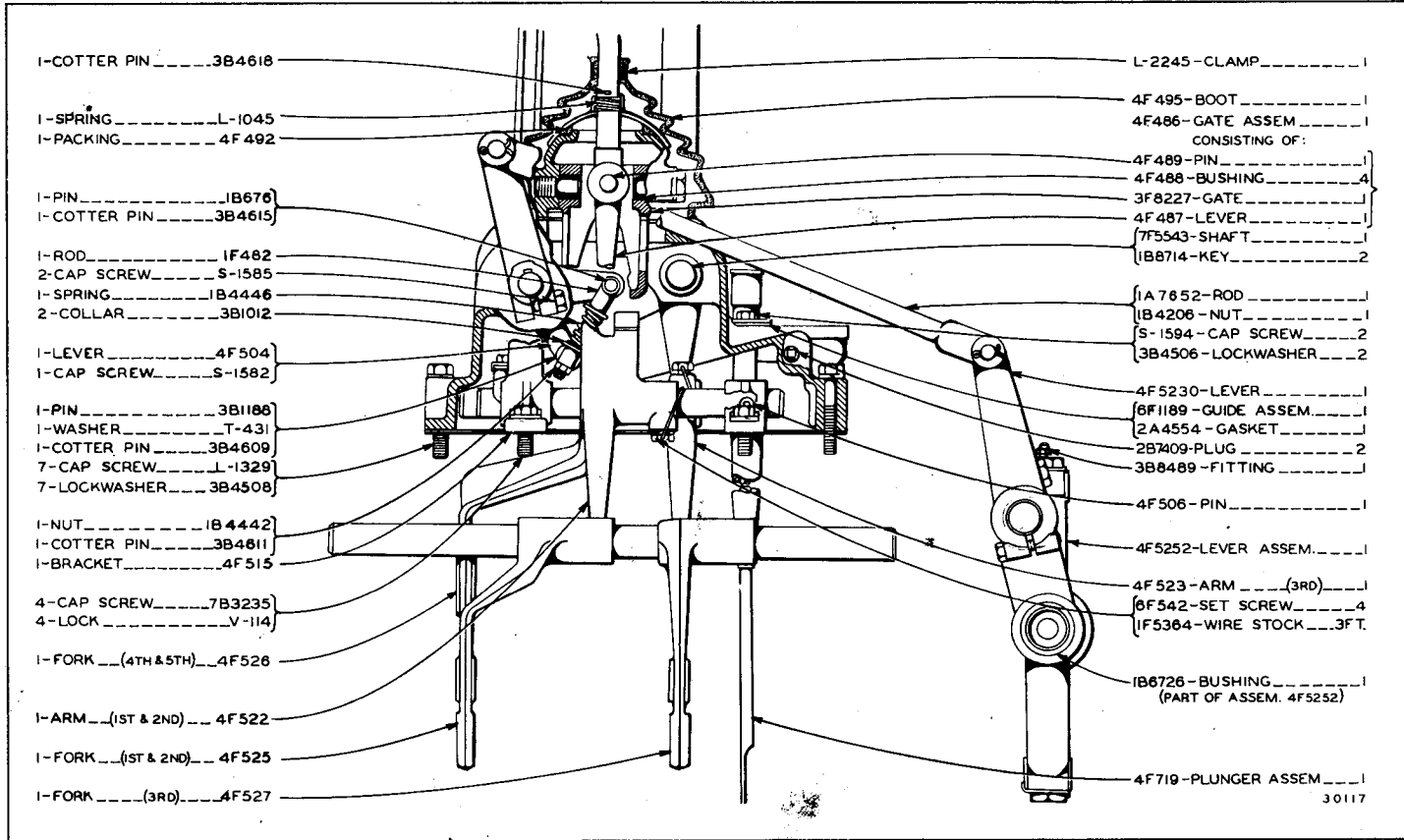
**9F3761 UNIVERSAL JOINT**  
 Part of 9F7100 Flywheel Clutch Group shown on Pages 68, 71, 74 and 77

ONLY "CATERPILLAR" PARTS GIVE "CATERPILLAR" PERFORMANCE

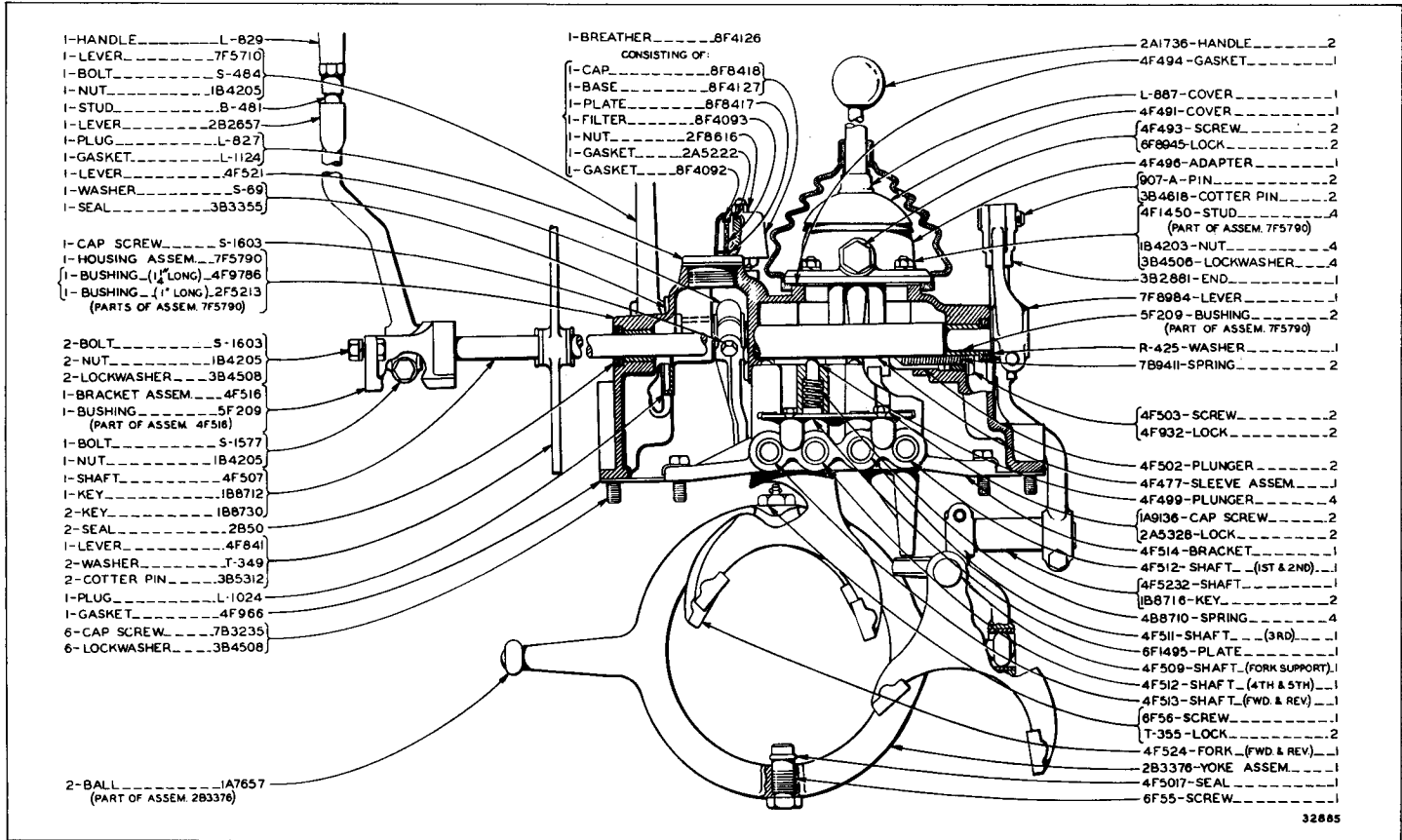


GEAR SHIFT AND FLYWHEEL CLUTCH CONTROL—Rear View  
 Serial No. 2U15001 to 2U15313 inclusive

34025

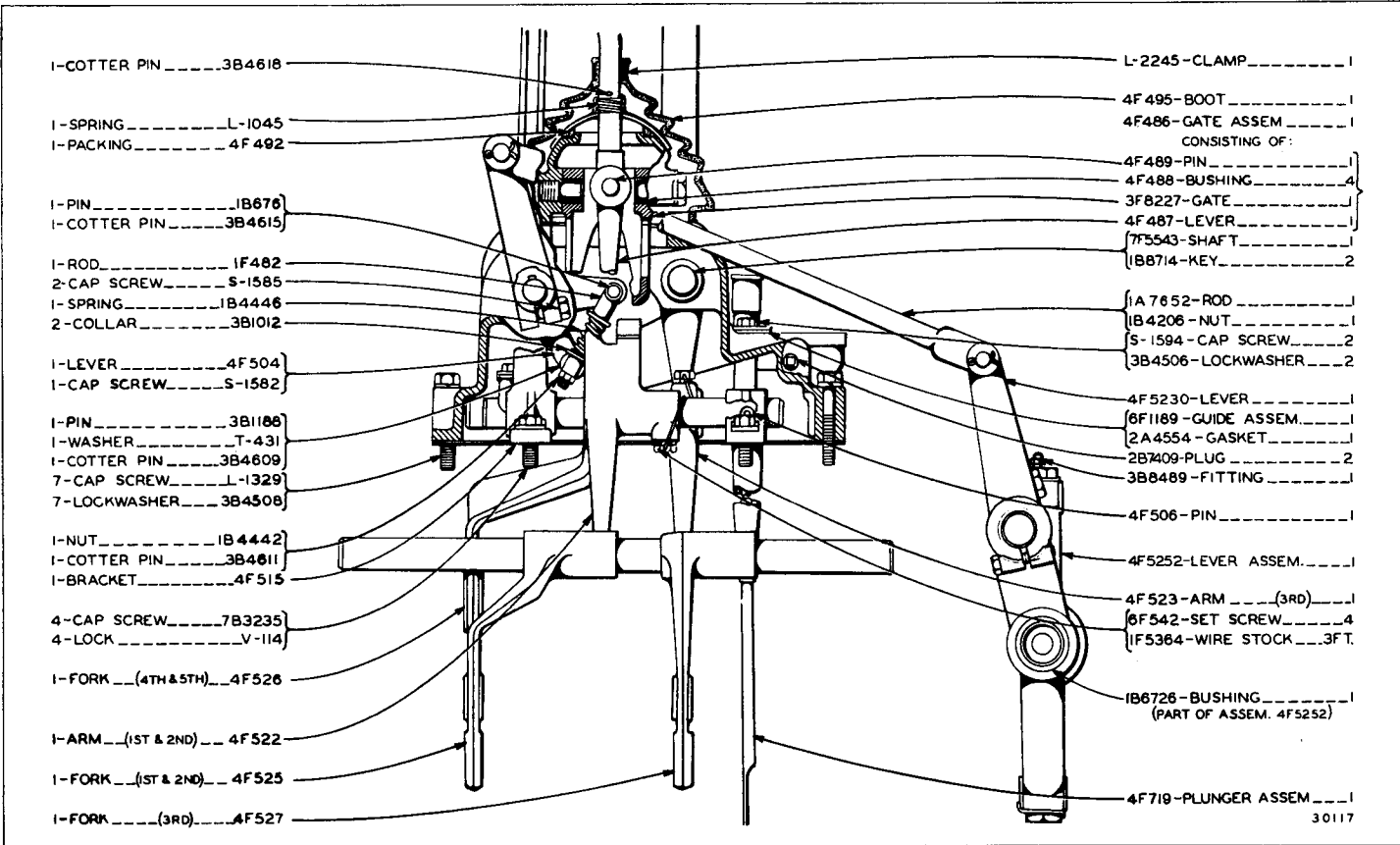


GEAR SHIFT AND FLYWHEEL CLUTCH CONTROL—Side View  
Serial No. 2U15001 to 2U15313 inclusive

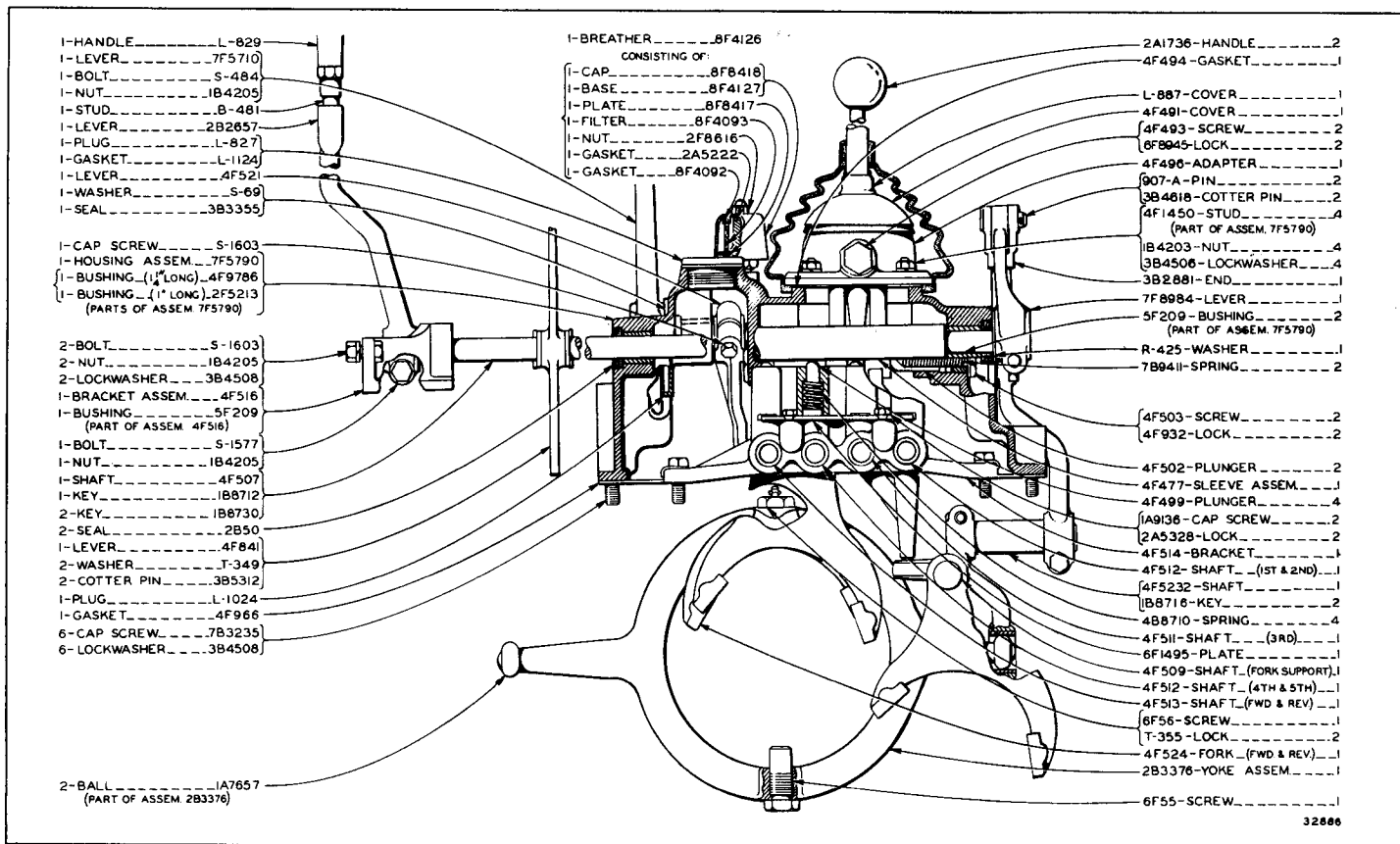


32885

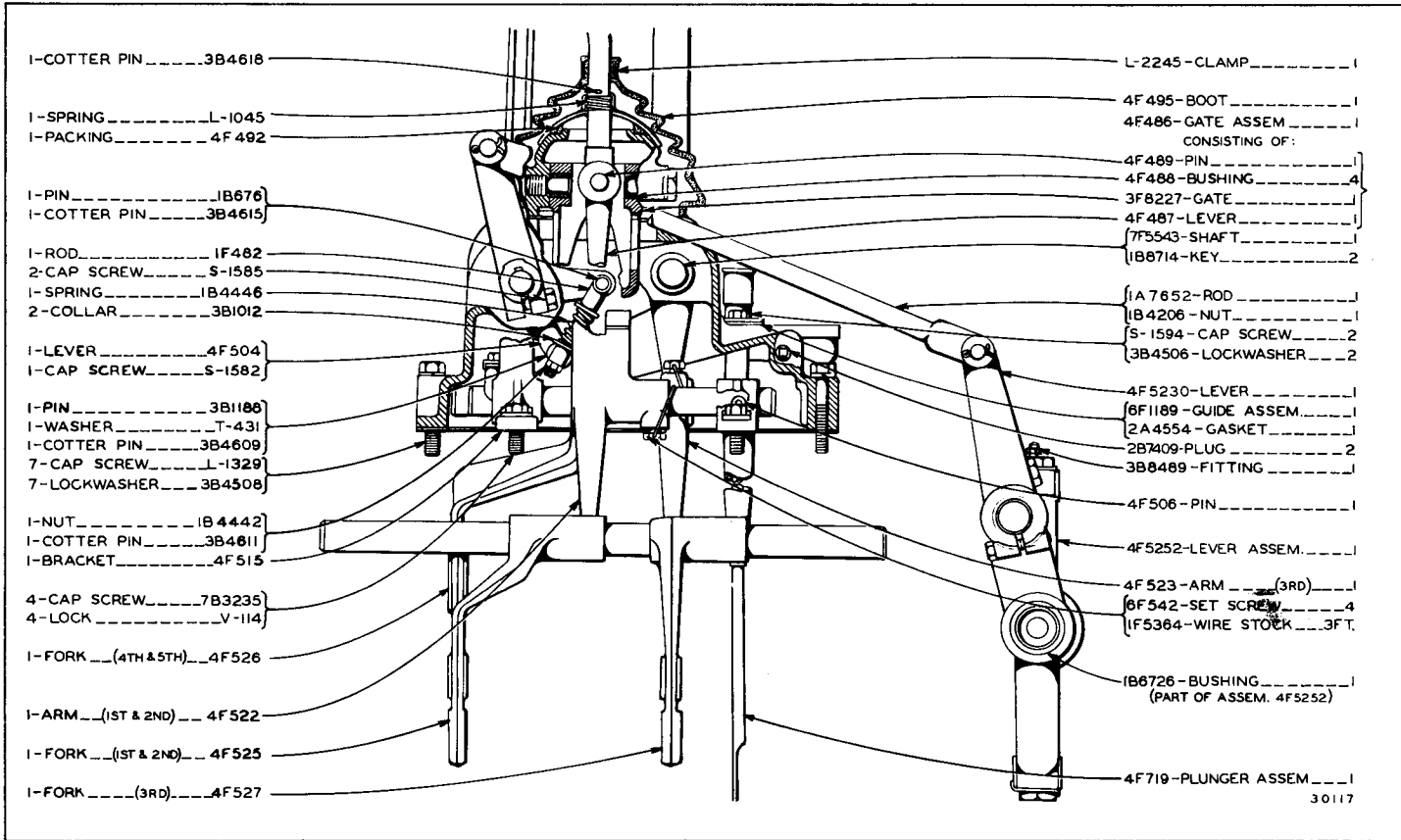
GEAR SHIFT AND FLYWHEEL CLUTCH CONTROL—Rear View  
 Serial No. 2U15314 to 2U16015 inclusive



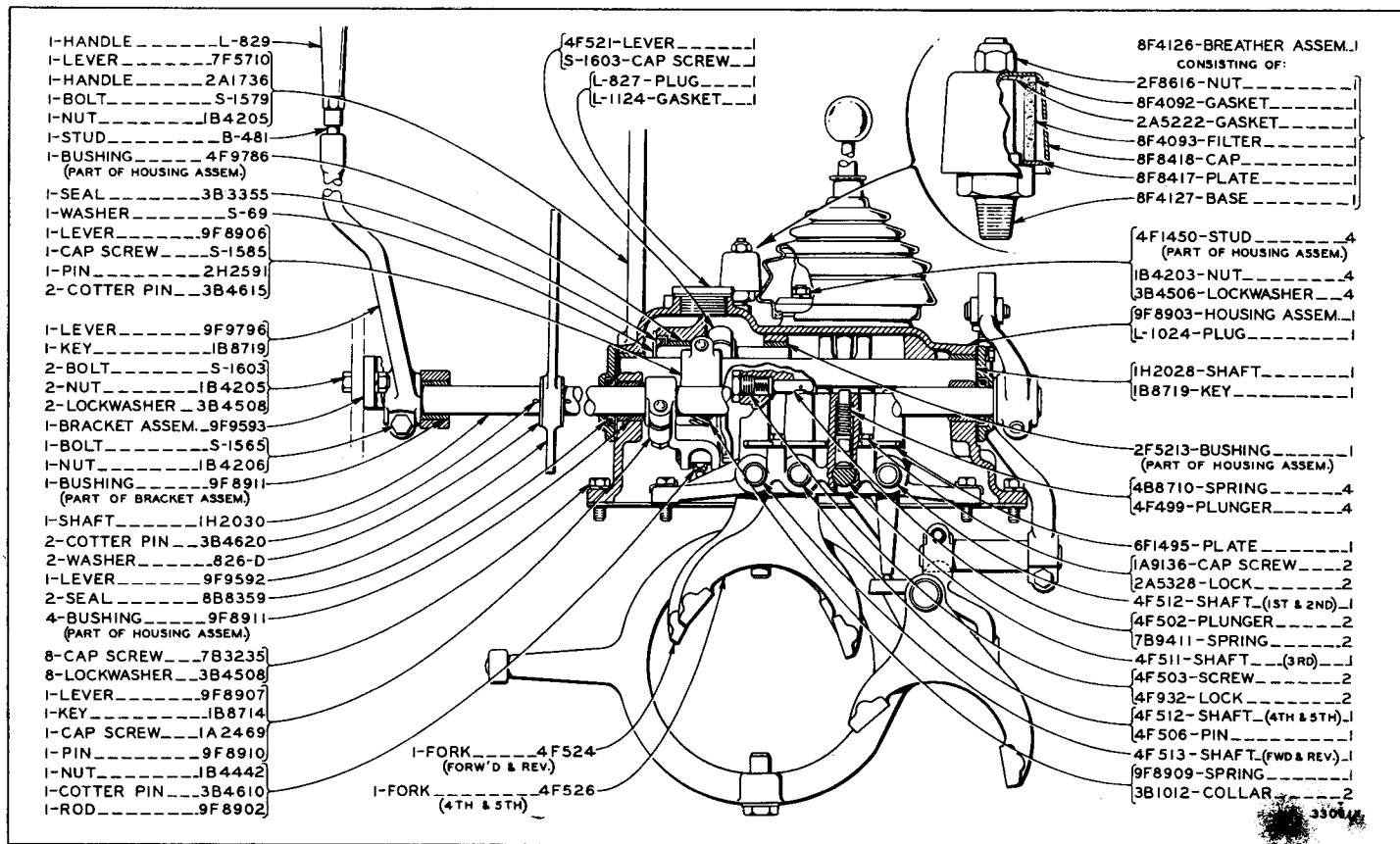
GEAR SHIFT AND FLYWHEEL CLUTCH CONTROL—Side View  
Serial No. 2U15314 to 2U16015 inclusive



GEAR SHIFT AND FLYWHEEL CLUTCH CONTROL—Rear View  
 Serial No. 2U16016 to 2U16899 inclusive

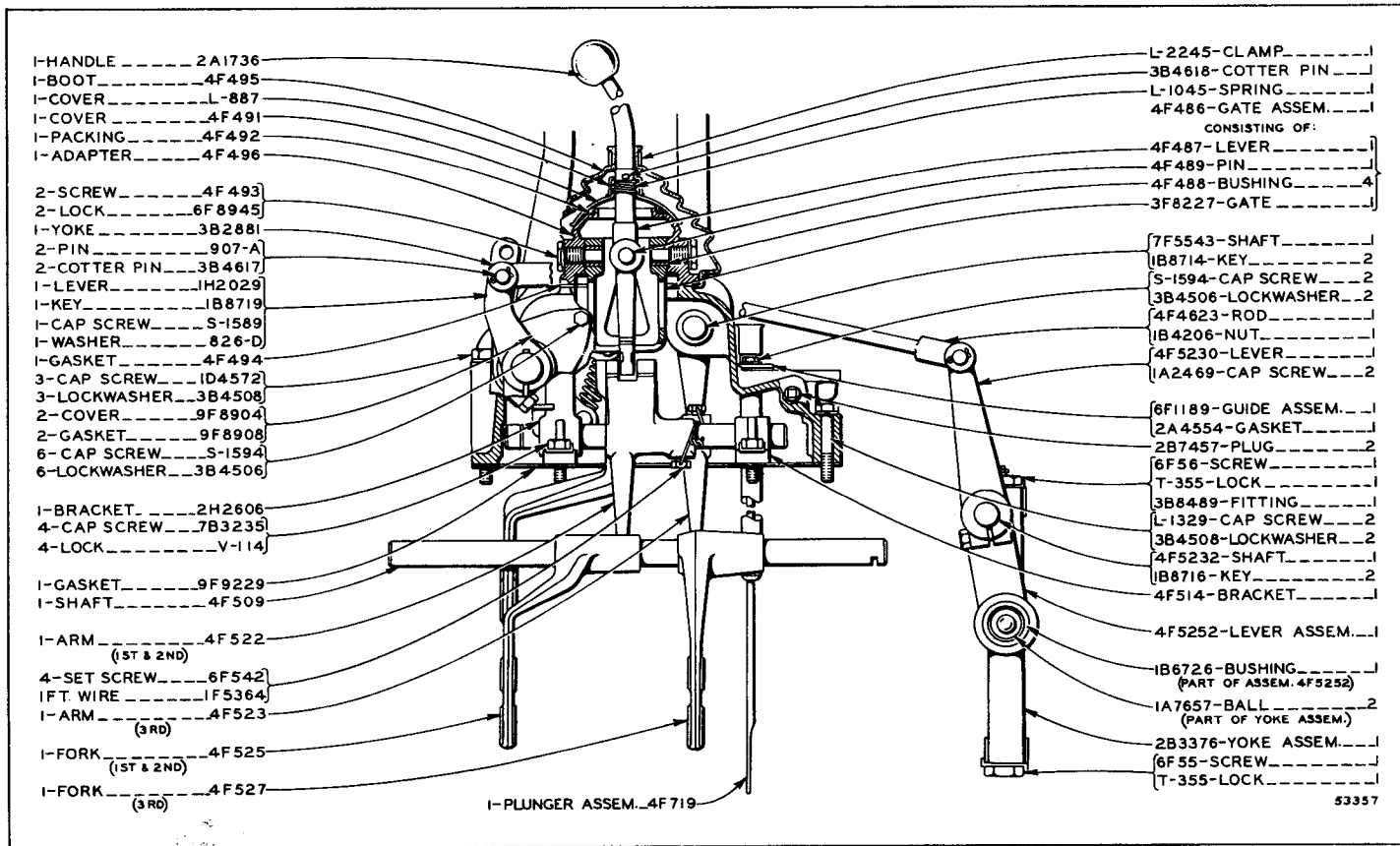


GEAR SHIFT AND FLYWHEEL CLUTCH CONTROL—Side View  
Serial No. 2U16016 to 2U16899 inclusive

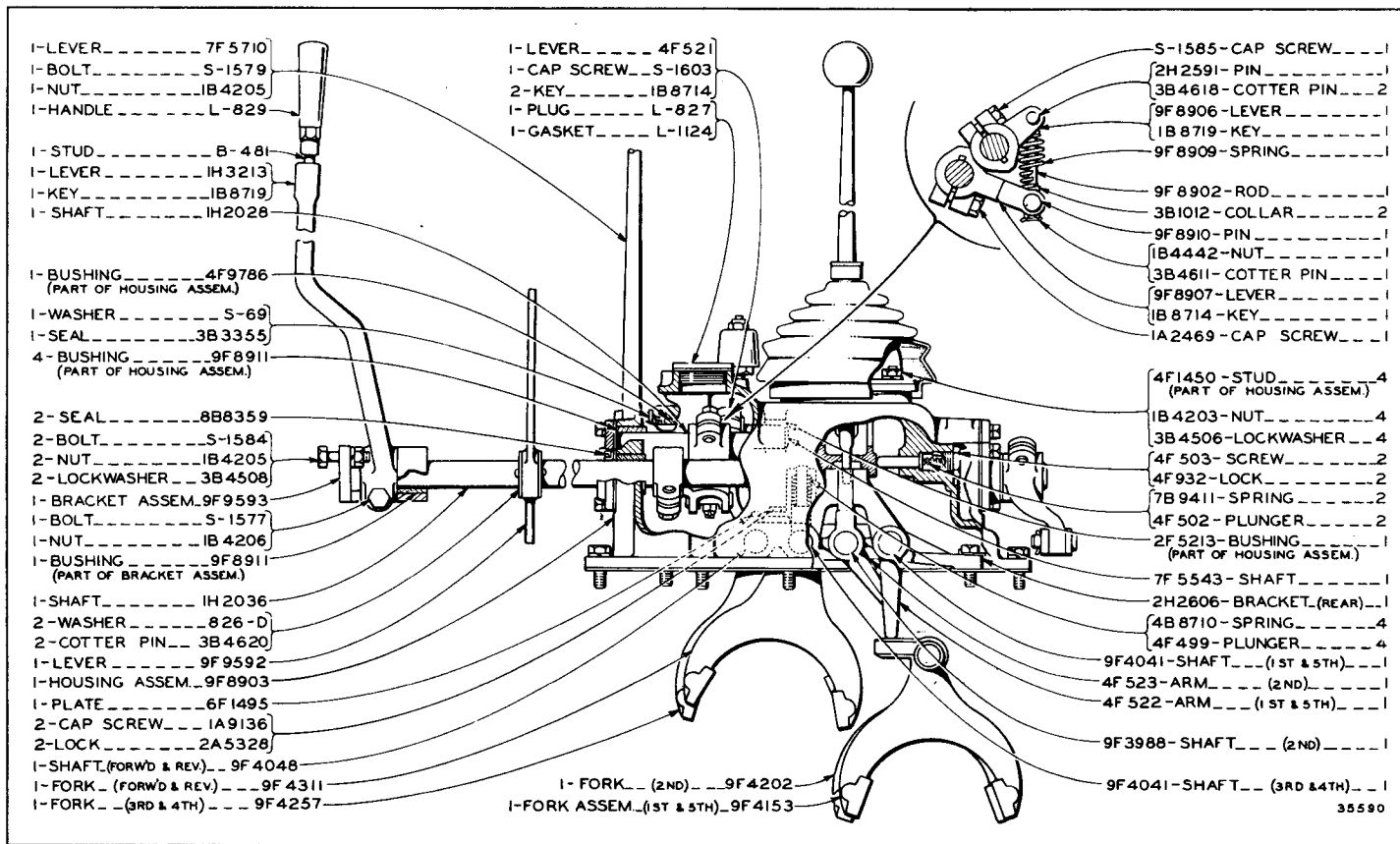


GEAR SHIFT AND FLYWHEEL CLUTCH CONTROL—Rear View  
Serial No. 2U16900 to 2U21512 inclusive

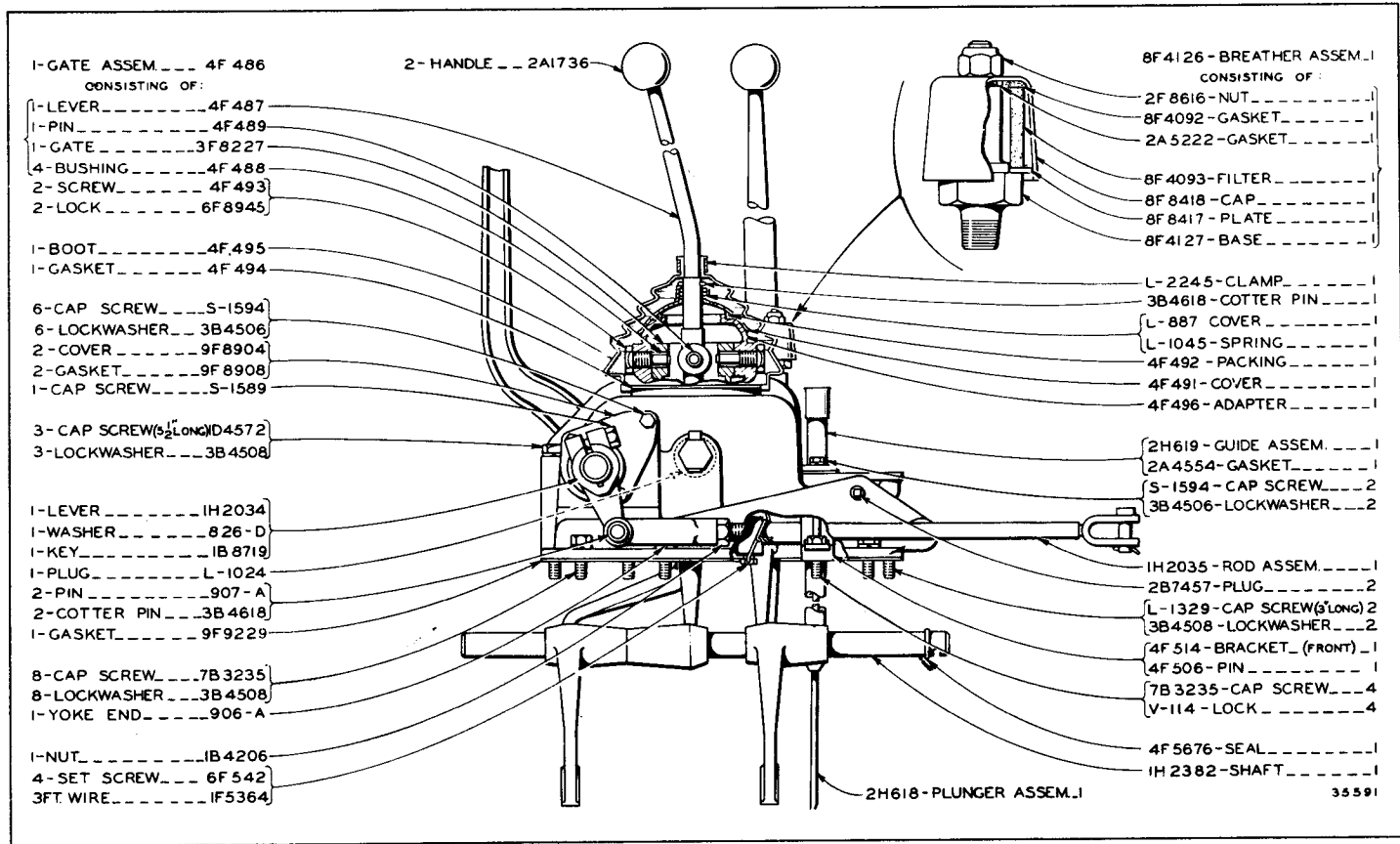




GEAR SHIFT AND FLYWHEEL CLUTCH CONTROL—Side View  
 Serial No. 2U16900 to 2U21512 inclusive



GEAR SHIFT AND FLYWHEEL CLUTCH CONTROL—Rear View  
 Effective with Serial No. 2U21513



- 1-GATE ASSEM. . . . . 4F 486
- CONSISTING OF:
- 1- LEVER . . . . . 4F 487
- 1- PIN . . . . . 4F 489
- 1- GATE . . . . . 3F 8227
- 4- BUSHING . . . . . 4F 488
- 2- SCREW . . . . . 4F 493
- 2- LOCK . . . . . 6F 8945
  
- 1- BOOT . . . . . 4F 495
- 1- GASKET . . . . . 4F 494
  
- 6- CAP SCREW . . . . . S-1594
- 6- LOCKWASHER . . . . . 3B 4506
- 2- COVER . . . . . 9F 8904
- 2- GASKET . . . . . 9F 8908
- 1- CAP SCREW . . . . . S-1589
  
- 3- CAP SCREW(5/8" LONG) . . . . . D4572
- 3- LOCKWASHER . . . . . 3B 4508
  
- 1- LEVER . . . . . IH 2034
- 1- WASHER . . . . . 8 26 - D
- 1- KEY . . . . . IB 8719
- 1- PLUG . . . . . L-1024
- 2- PIN . . . . . 907 - A
- 2- COTTER PIN . . . . . 3B 4618
- 1- GASKET . . . . . 9F 9229
  
- 8- CAP SCREW . . . . . 7B 3235
- 8- LOCKWASHER . . . . . 3B 4508
- 1- YOKE END . . . . . 906 - A
  
- 1- NUT . . . . . IB 4206
- 4- SET SCREW . . . . . 6F 542
- 3FT. WIRE . . . . . IF 5364

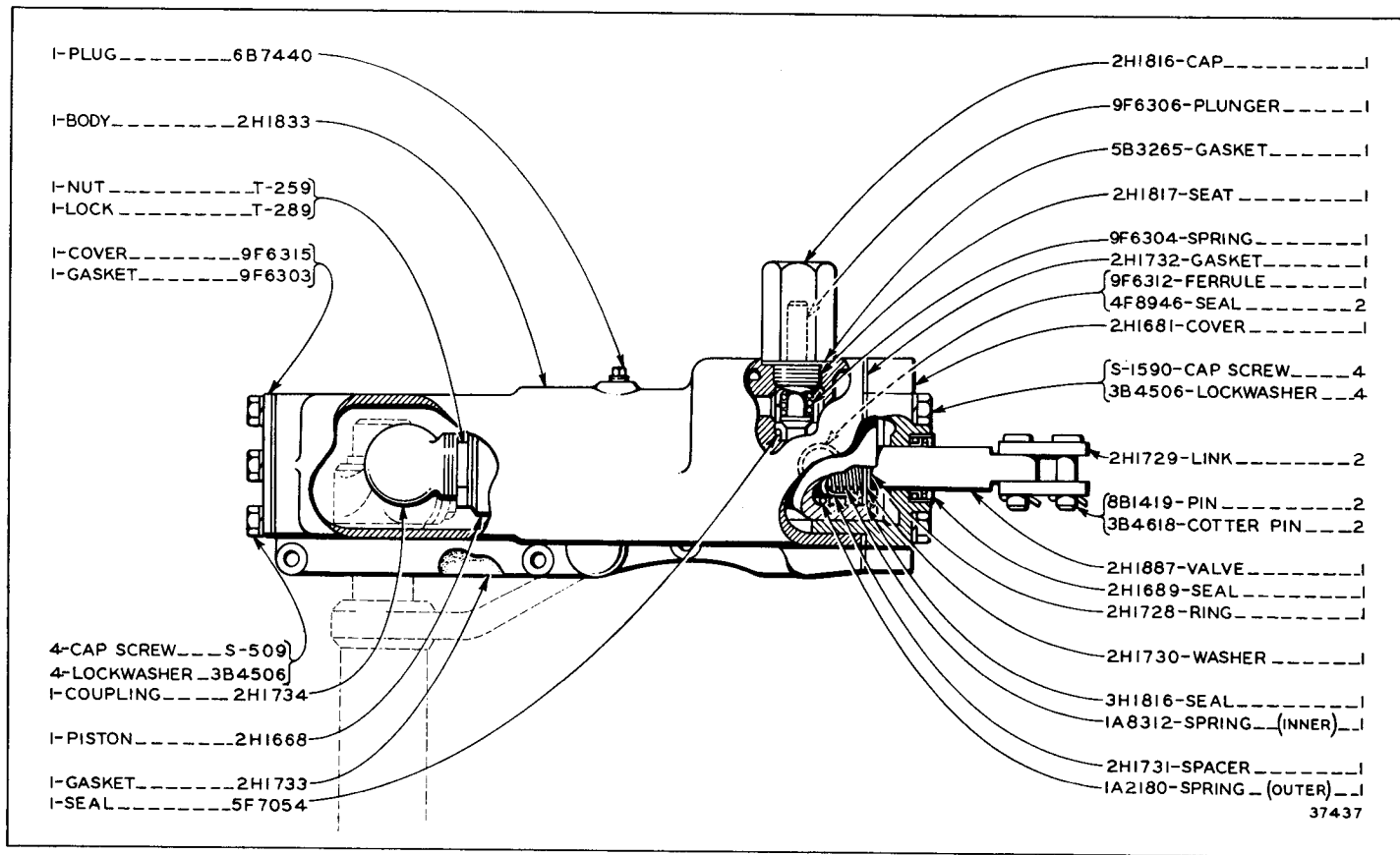
2- HANDLE . . . . . 2A1736

- 8F 4126 - BREATHER ASSEM. . . . . 1
- CONSISTING OF:
- 2F 8616 - NUT . . . . . 1
- 8F 4092 - GASKET . . . . . 1
- 2A 5222 - GASKET . . . . . 1
- 8F 4093 - FILTER . . . . . 1
- 8F 8418 - CAP . . . . . 1
- 8F 8417 - PLATE . . . . . 1
- 8F 4127 - BASE . . . . . 1
  
- L- 2245 - CLAMP . . . . . 1
- 3B 4618 - COTTER PIN . . . . . 1
- L- 887 COVER . . . . . 1
- L- 1045 - SPRING . . . . . 1
- 4F 492 - PACKING . . . . . 1
- 4F 491 - COVER . . . . . 1
- 4F 496 - ADAPTER . . . . . 1
  
- 2H 619 - GUIDE ASSEM. . . . . 1
- 2A 4554 - GASKET . . . . . 1
- S- 1594 - CAP SCREW . . . . . 2
- 3B 4506 - LOCKWASHER . . . . . 2
  
- IH 2035 - ROD ASSEM. . . . . 1
- 2B 7457 - PLUG . . . . . 2
- L- 1329 - CAP SCREW(5/8" LONG) . . . . . 2
- 3B 4508 - LOCKWASHER . . . . . 2
- 4F 514 - BRACKET (FRONT) . . . . . 1
- 4F 506 - PIN . . . . . 1
- 7B 3235 - CAP SCREW . . . . . 4
- V- 114 - LOCK . . . . . 4
  
- 4F 5676 - SEAL . . . . . 1
- IH 2382 - SHAFT . . . . . 1

2H618 - PLUNGER ASSEM. . . . . 1

35591

GEAR SHIFT AND FLYWHEEL CLUTCH CONTROL—Side View  
Effective with Serial No. 2U21513

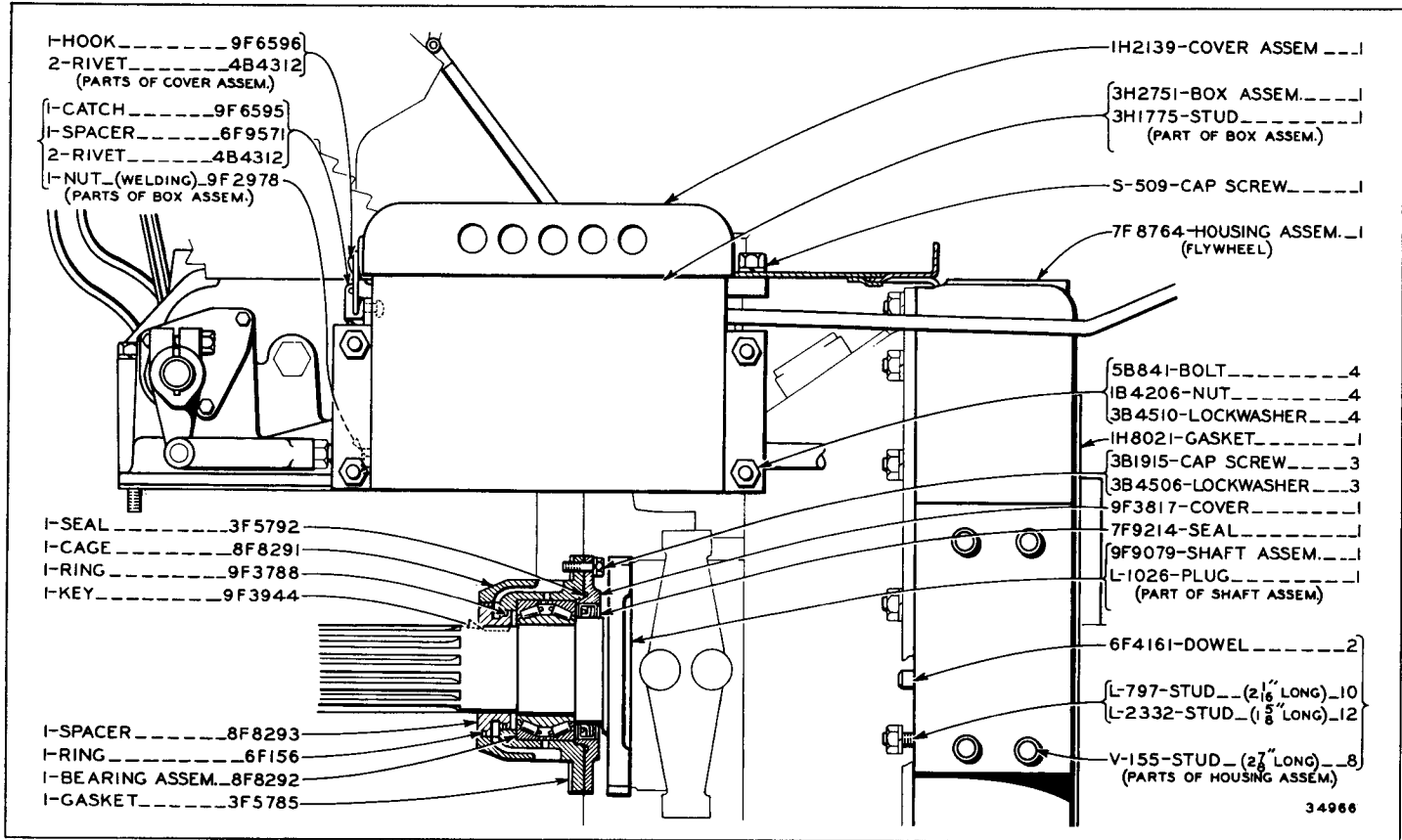


**9F6300 HYDRAULIC MECHANISM CONTROL GROUP**

Effective with Serial No. 2U21513

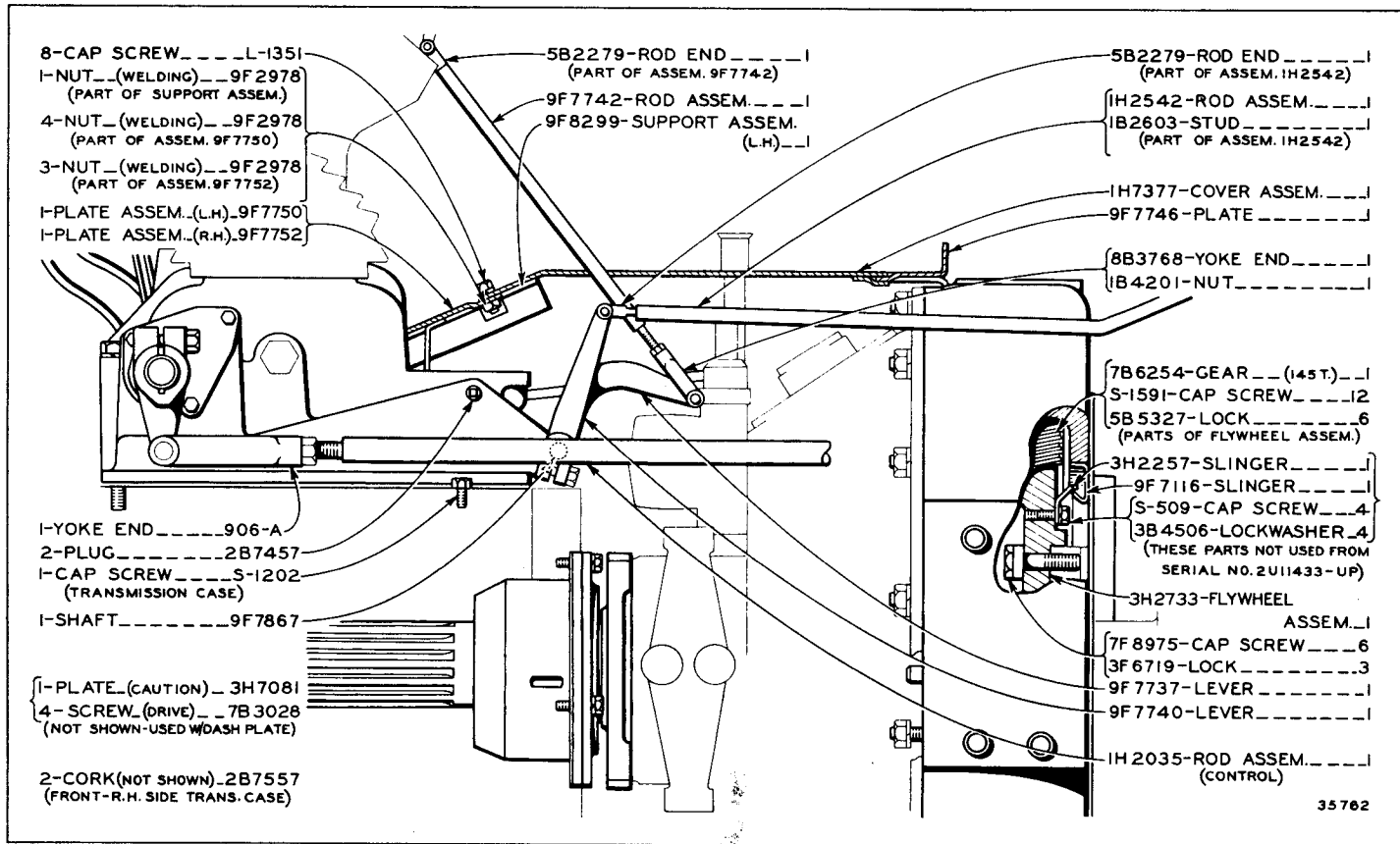
Also part of IH4421 and IH4420 Oil Clutch Arrangements listed on Page 66

37437



IH4378 GEAR SHIFT INTERLOCK AND OIL CLUTCH MOUNTING GROUP—Field Changeover—Part One  
 Part of IH4421 Oil Clutch Arrangement listed on Page 66  
 ADDITIONAL PARTS ARE SHOWN ON PAGES 92 AND 93

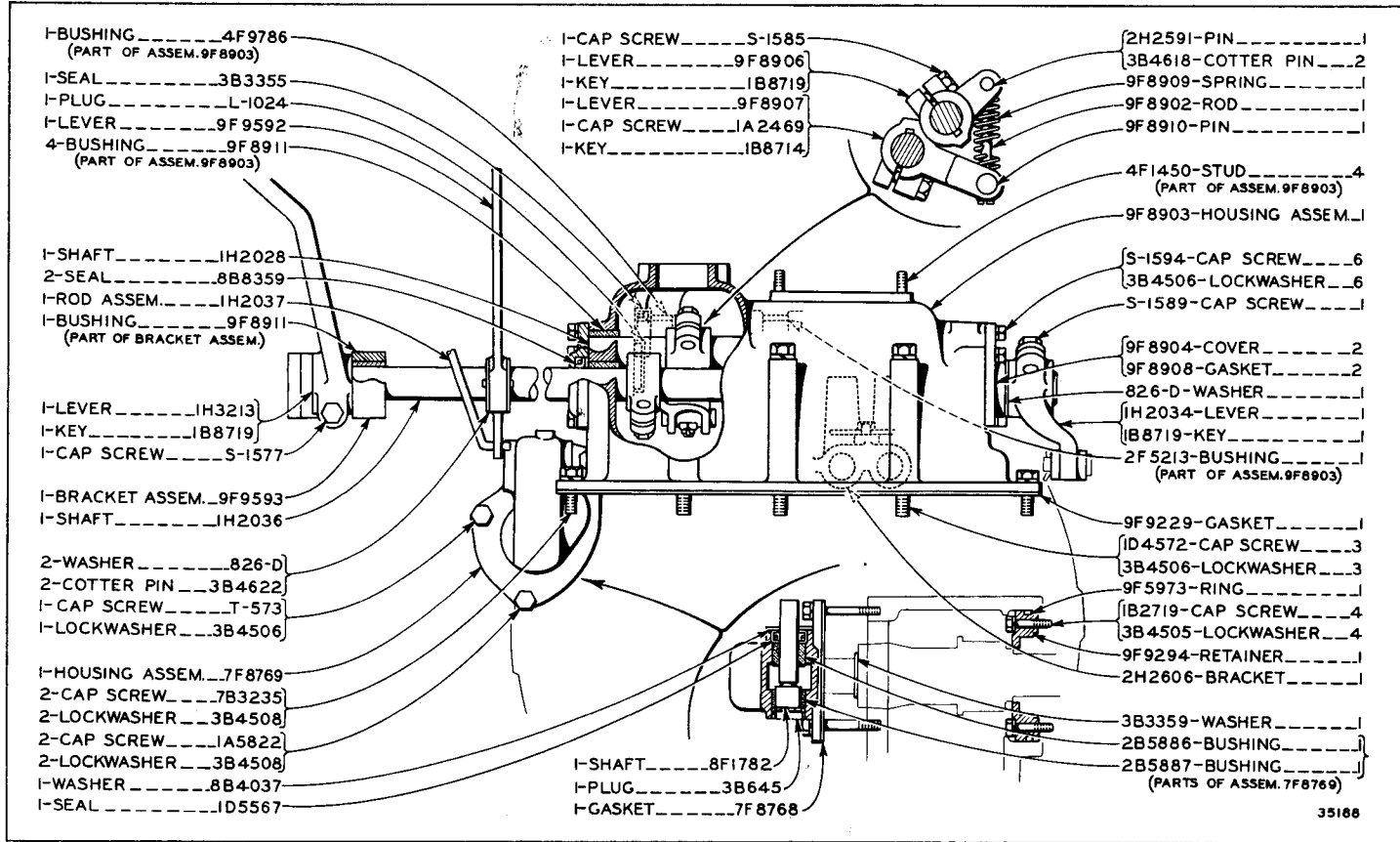
ALWAYS GIVE SERIAL NUMBER WHEN ORDERING PARTS



35 782

IH4378 GEAR SHIFT INTERLOCK AND OIL CLUTCH MOUNTING GROUP—Field Changeover—Part Two

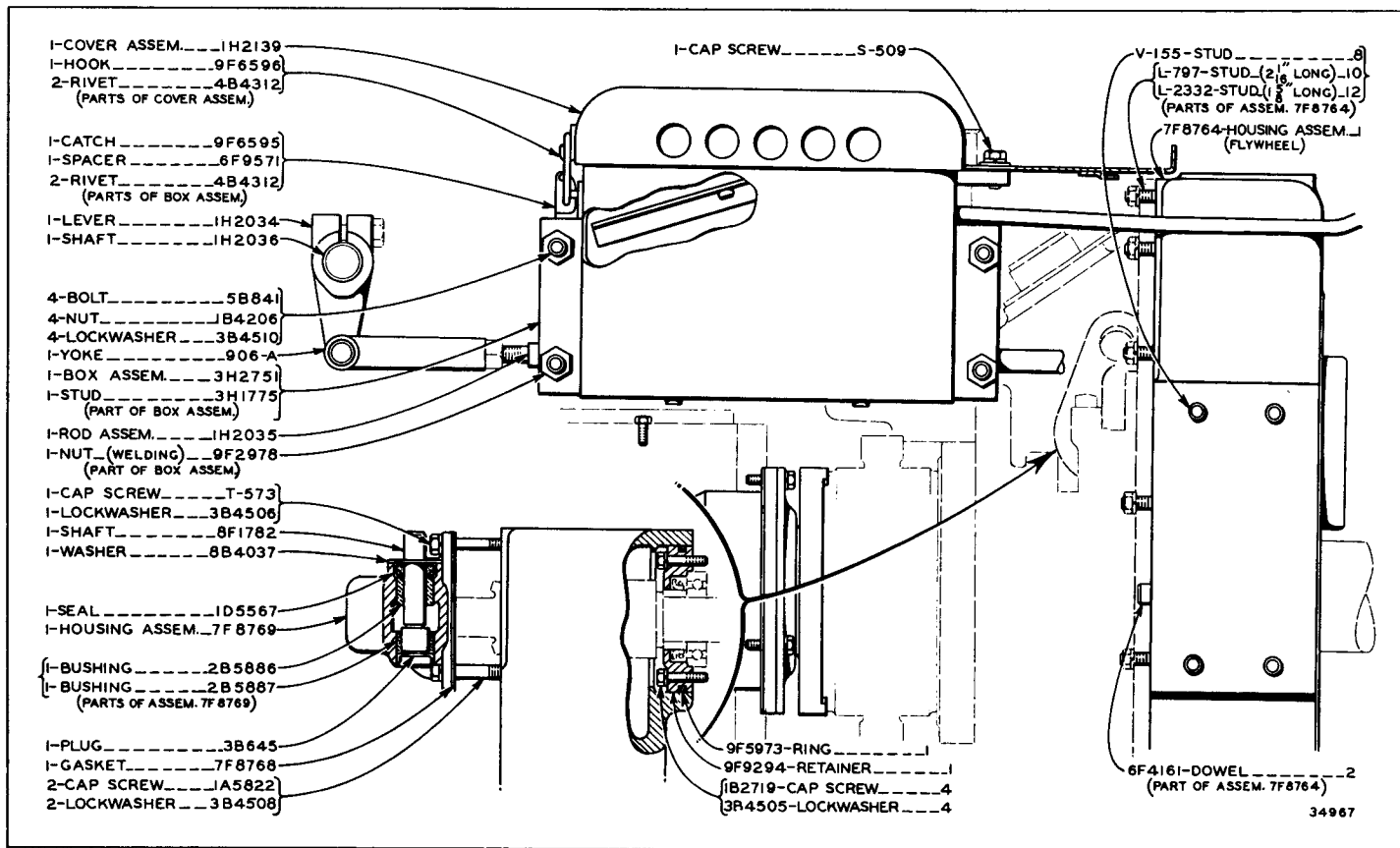
Part of 1H4421 Oil Clutch Arrangement listed on Page 66  
 ADDITIONAL PARTS ARE SHOWN ON PAGES 91 AND 93



35108

IH4378 GEAR SHIFT INTERLOCK AND OIL CLUTCH MOUNTING GROUP—Field Changeover—Part Three

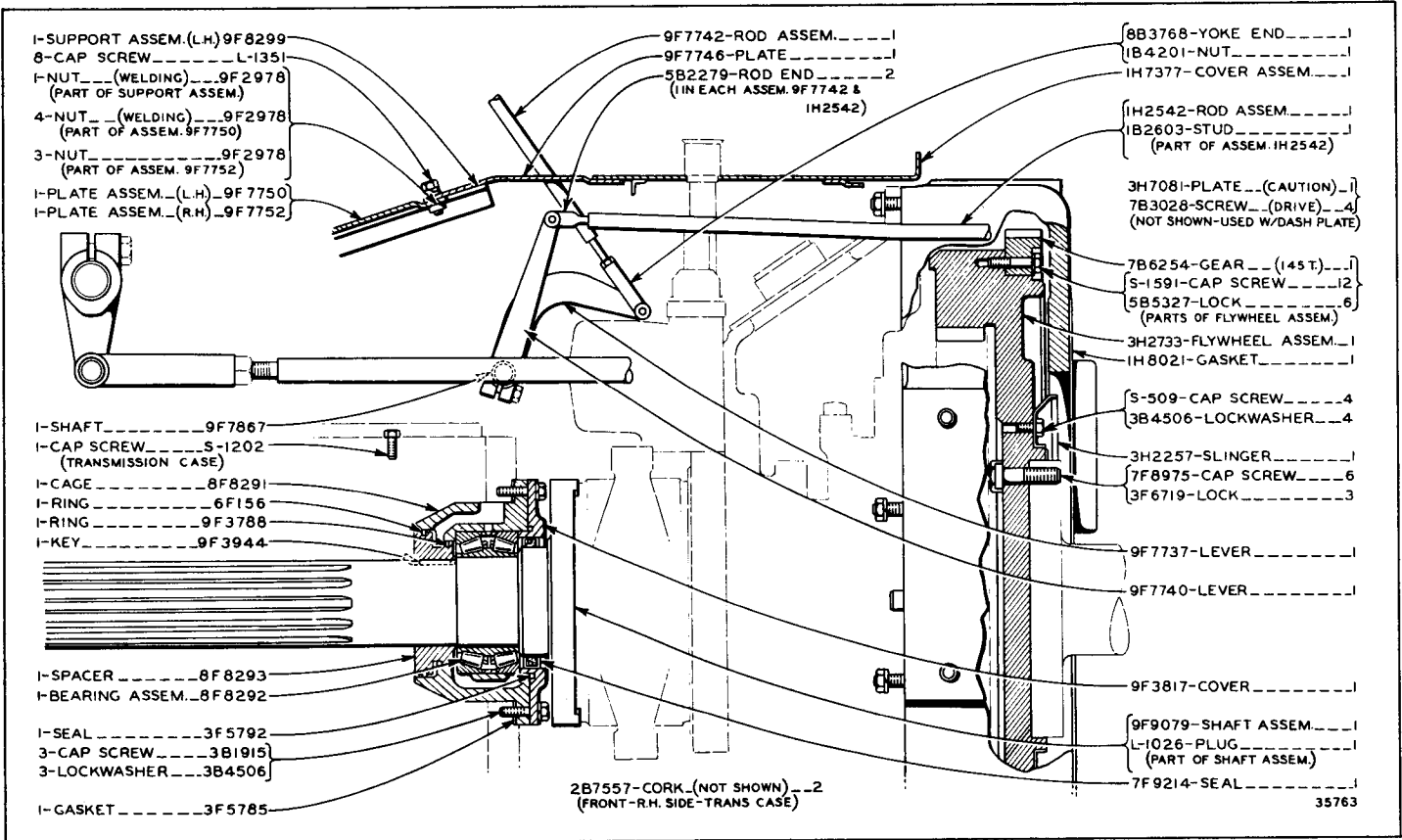
Part of 1H4421 Oil Clutch Arrangement listed on Page 66  
 ADDITIONAL PARTS ARE SHOWN ON PAGES 91 AND 92



IH4379 OIL CLUTCH MOUNTING GROUP—Field Changeover—Part One—First Type  
 Part of IH4420 Oil Clutch Arrangement listed on Page 66

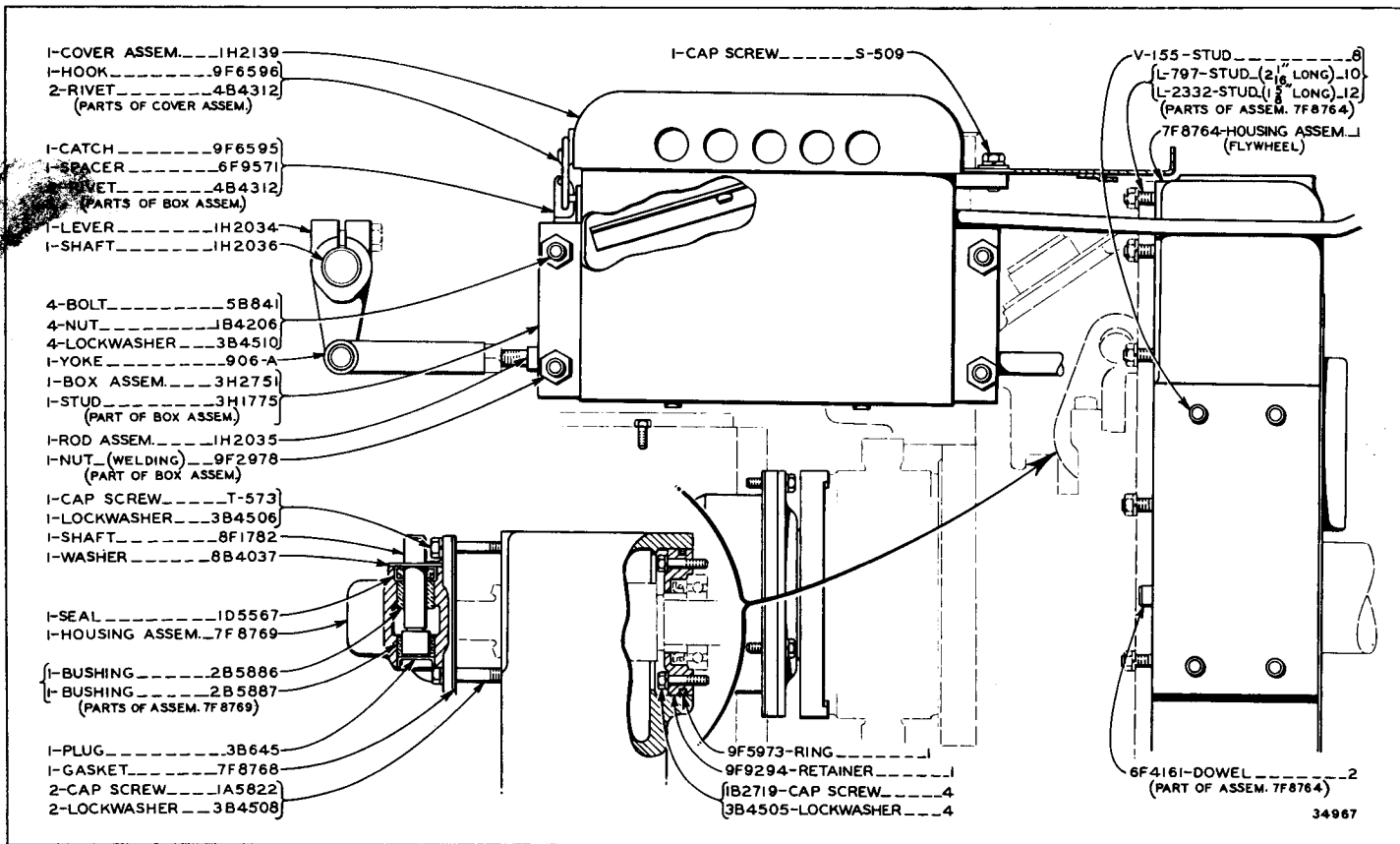


ONLY "CATERPILLAR" PARTS GIVE "CATERPILLAR" PERFORMANCE



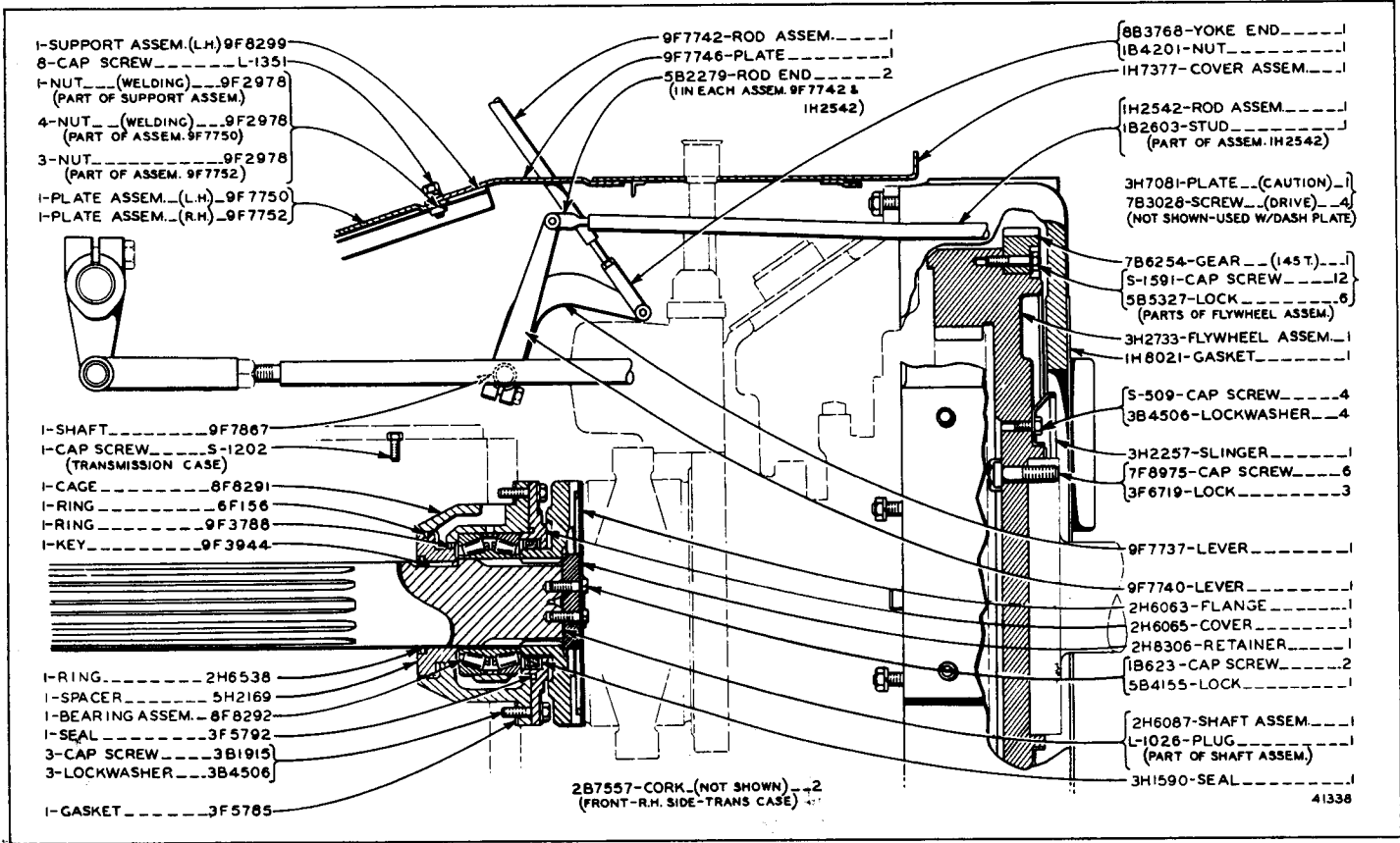
CLUTCH, TRANSMISSION AND CHASSIS

IH4379 OIL CLUTCH MOUNTING GROUP—Field Changeover—Part Two—First Type  
 Part of IH4420 Oil Clutch Arrangement listed on Page 66



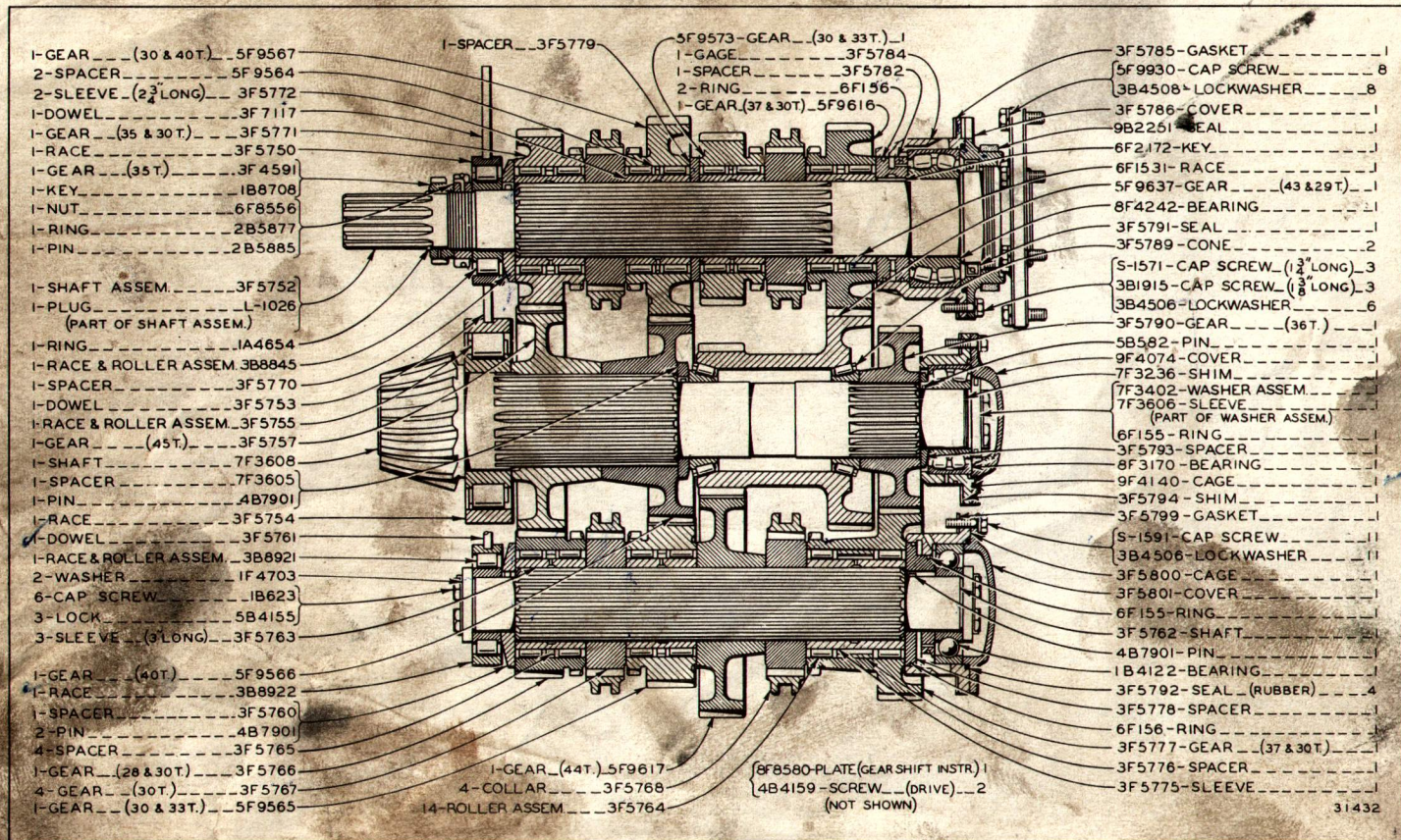
IH4379 OIL CLUTCH MOUNTING GROUP—Field Changeover—Part One—Second Type  
 Part of IH4420 Oil Clutch Arrangement listed on Page 66

ONLY "CATERPILLAR" PARTS GIVE "CATERPILLAR" PERFORMANCE



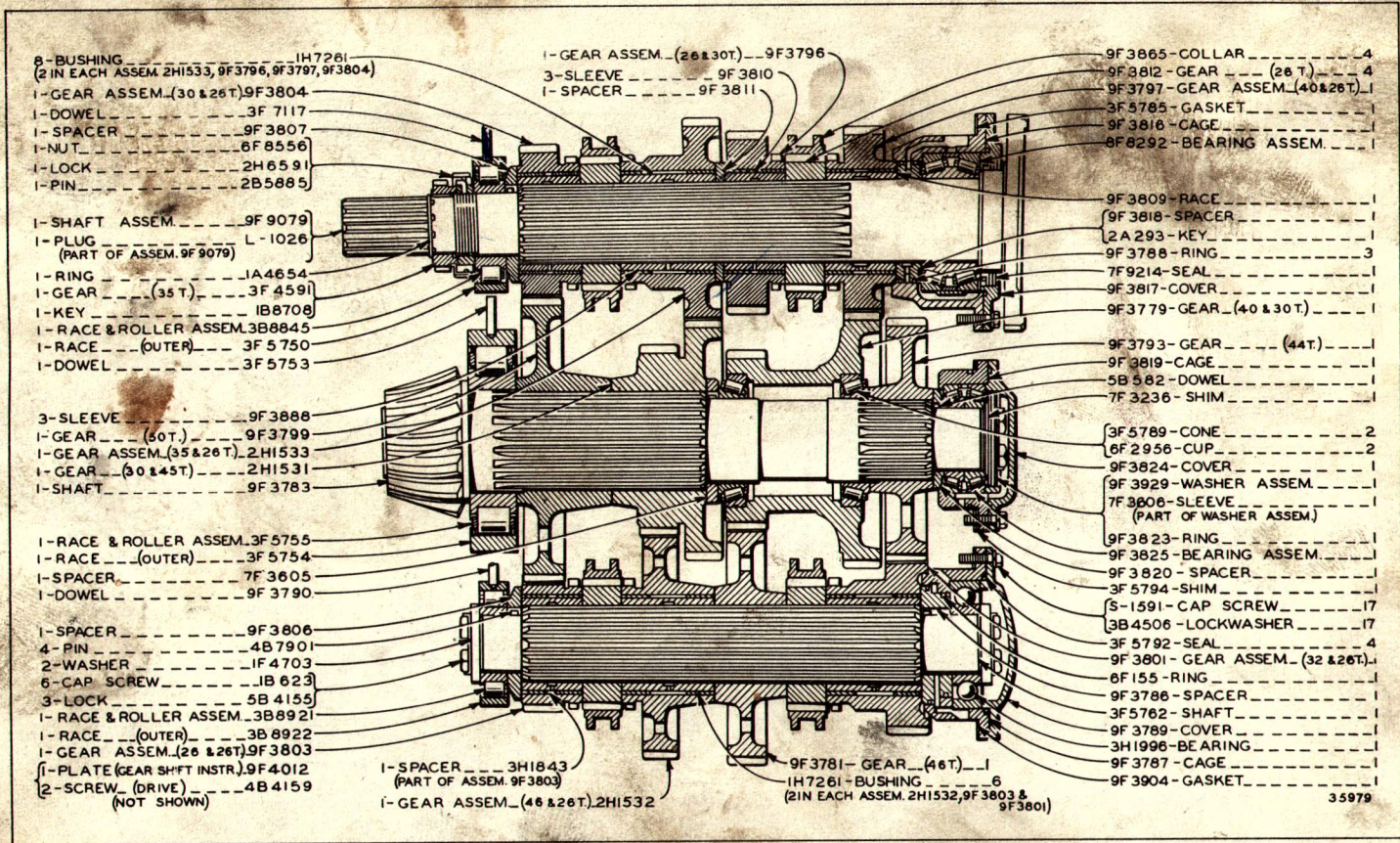
CLUTCH, TRANSMISSION AND CHASSIS

IH4379 OIL CLUTCH MOUNTING GROUP—Field Changeover—Part Two—Second Type  
 Part of IH4420 Oil Clutch Arrangement listed on Page 66



**3F5802 TRANSMISSION GROUP**

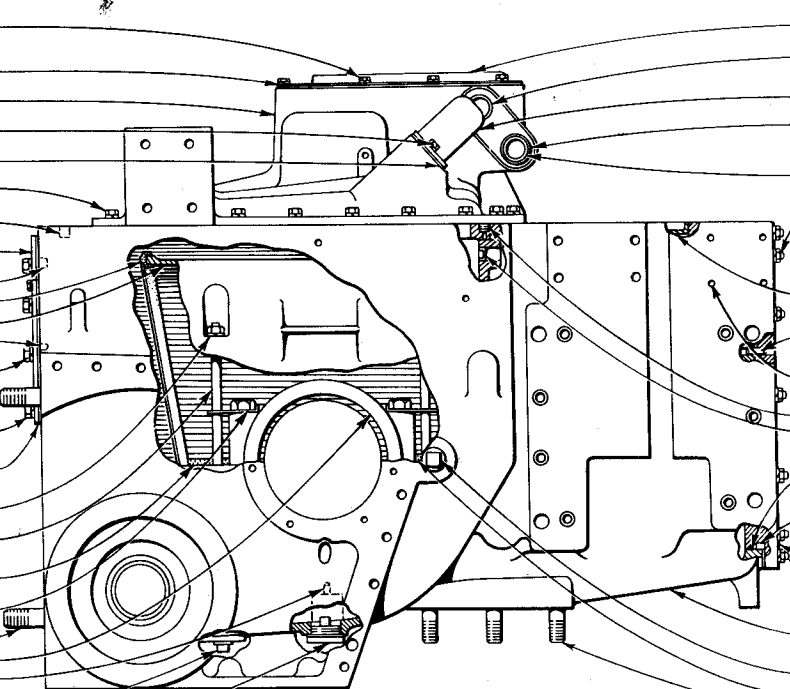
Serial No. 2U15001 to 2U21512 inclusive. Note: This Group provides the following speeds: (Forward) First—1.6, Second—2.3, Third—2.9, Fourth—3.7, Fifth—4.8 M.P.H.; (Reverse) First—1.6, Second—2.3 and Third—4.8 M.P.H. Refer also to Pages 166, 167, 168 and 170 for special parts



TRANSMISSION

Effective with Serial No. 2U21513. Note: This Group provides the following speeds: (Forward) First—1.6, Second—2.3, Third—2.9, Fourth—3.7, Fifth—4.8 M.P.H.; (Reverse) First—1.6, Second—2.3 and Third—4.8 M.P.H. Refer also to Pages 169 and 170 for special parts

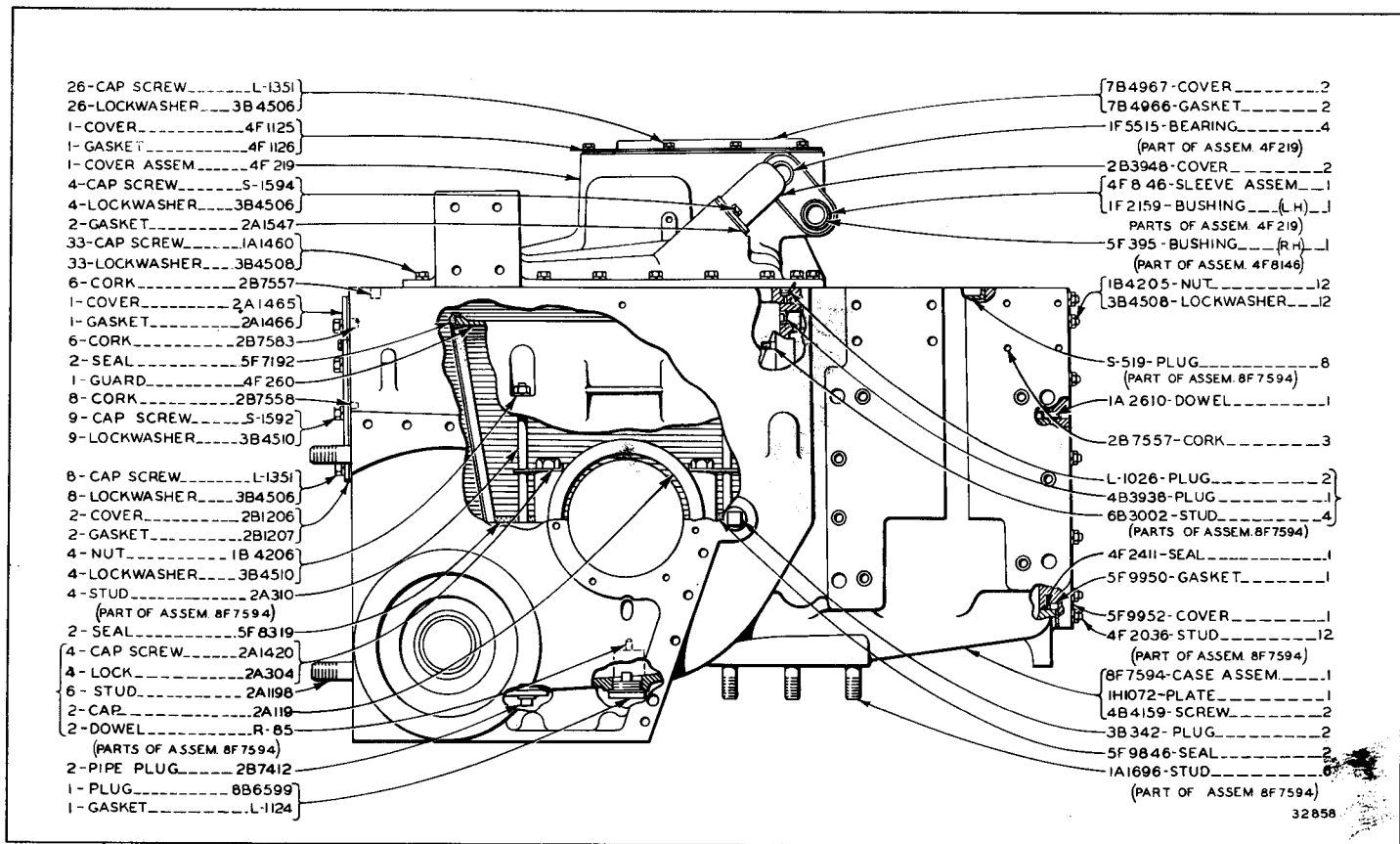
- 26-CAP SCREW.....L-1351
- 26-LOCKWASHER.....3B4506
- 1-COVER.....4F1125
- 1-GASKET.....4F1126
- 1-COVER ASSEM.....4F219
- 4-CAP SCREW.....S-1594
- 4-LOCKWASHER.....3B4506
- 2-GASKET.....2A1547
- 33-CAP SCREW.....1A1460
- 33-LOCKWASHER.....3B4508
- 6-CORK.....2B7557
- 1-COVER.....2A1465
- 1-GASKET.....2A1466
- 6-CORK.....2B7583
- 2-SEAL.....5F7492
- 1-GUARD.....4F260
- 8-CORK.....2B7558
- 9-CAP SCREW.....S-1592
- 9-LOCKWASHER.....3B4510
- 6-CAP SCREW.....L-1351
- 8-LOCKWASHER.....3B4506
- 2-COVER.....2B1206
- 2-GASKET.....2B1207
- 4-NUT.....1B4206
- 4-LOCKWASHER.....3B4510
- 4-STUD.....2A310  
(PART OF ASSEM. 8F7594)
- 2-SEAL.....5F8319
- 4-CAP SCREW.....2A1420
- 4-LOCK.....2A304
- 6-STUD.....2A1198
- 2-CAP.....2A119
- 2-DOWEL.....R-85  
(PARTS OF ASSEM. 8F7594)
- 2-PIPE PLUG.....2B7412
- 1-PLUG.....8B6599
- 1-GASKET.....L-1124



- 7B4967-COVER.....2
- 7B4966-GASKET.....2
- 1F5515-BEARING.....4  
(PART OF ASSEM. 4F219)
- 2B3948-COVER.....2
- 4F8146-SLEEVE ASSEM.....1
- 1F2159-BUSHING.....(L.H.) 1  
PARTS OF ASSEM. 4F219
- 5F395-BUSHING.....(R.H.) 1  
(PART OF ASSEM. 4F8146)
- 1B4205-NUT.....12
- 3B4508-LOCKWASHER.....12
- S-519-PLUG.....8  
(PART OF ASSEM. 8F7594)
- 1A2610-DOWEL.....1
- 2B7557-CORK.....3
- L-1026-PLUG.....2
- 4B3938-PLUG.....1  
(PARTS OF ASSEM. 8F7594)
- 4F2411-SEAL.....1
- 5F9950-GASKET.....1
- 5F9952-COVER.....1
- 4F2036-STUD.....12  
(PART OF ASSEM. 8F7594)
- 8F7594-CASE ASSEM.....1
- 9F1946-PLATE.....1
- 4B4159-SCREW.....2
- 3B342-PLUG.....2
- 5F9846-SEAL.....2
- 1A1696-STUD.....6  
(PART OF ASSEM. 8F7594)

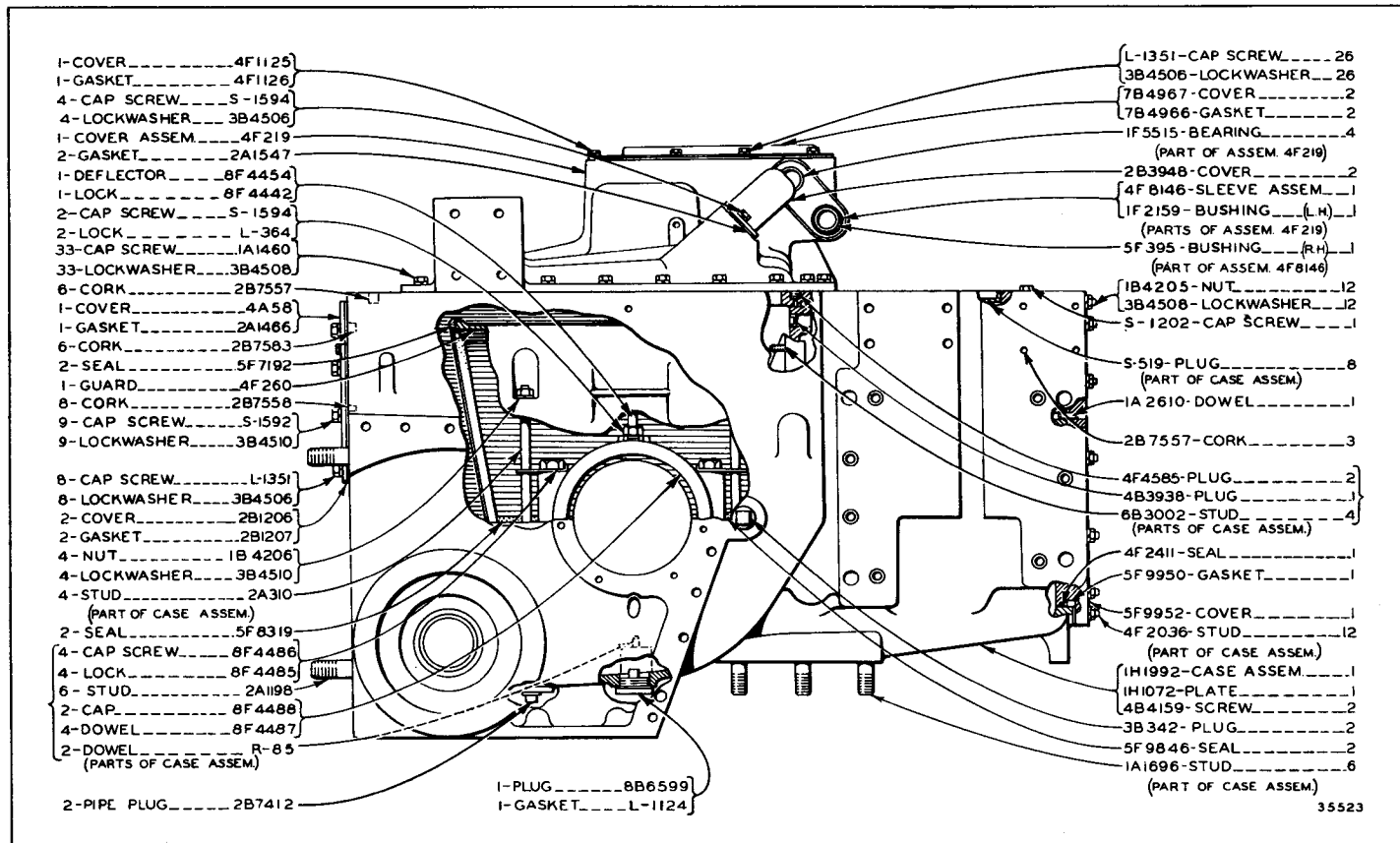
30119

**TRANSMISSION CASE AND COVERS**  
 Serial No. 2U15001 to 2U16580 inclusive  
 Refer also to Page 171 for special parts



32858

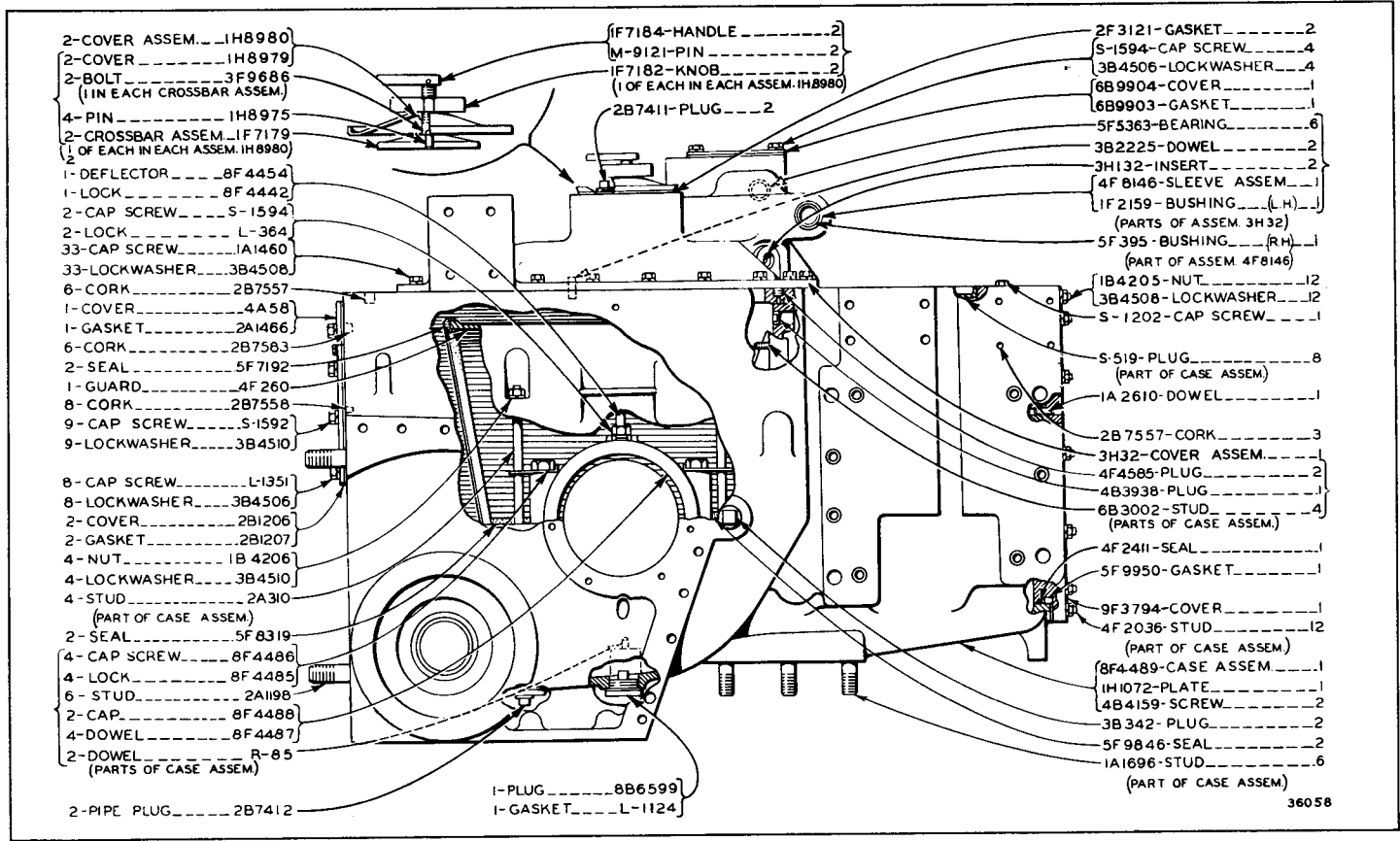
TRANSMISSION CASE AND COVERS  
 Serial No. 2U16581 to 2U16899 inclusive  
 Refer also to Page 171 for special parts



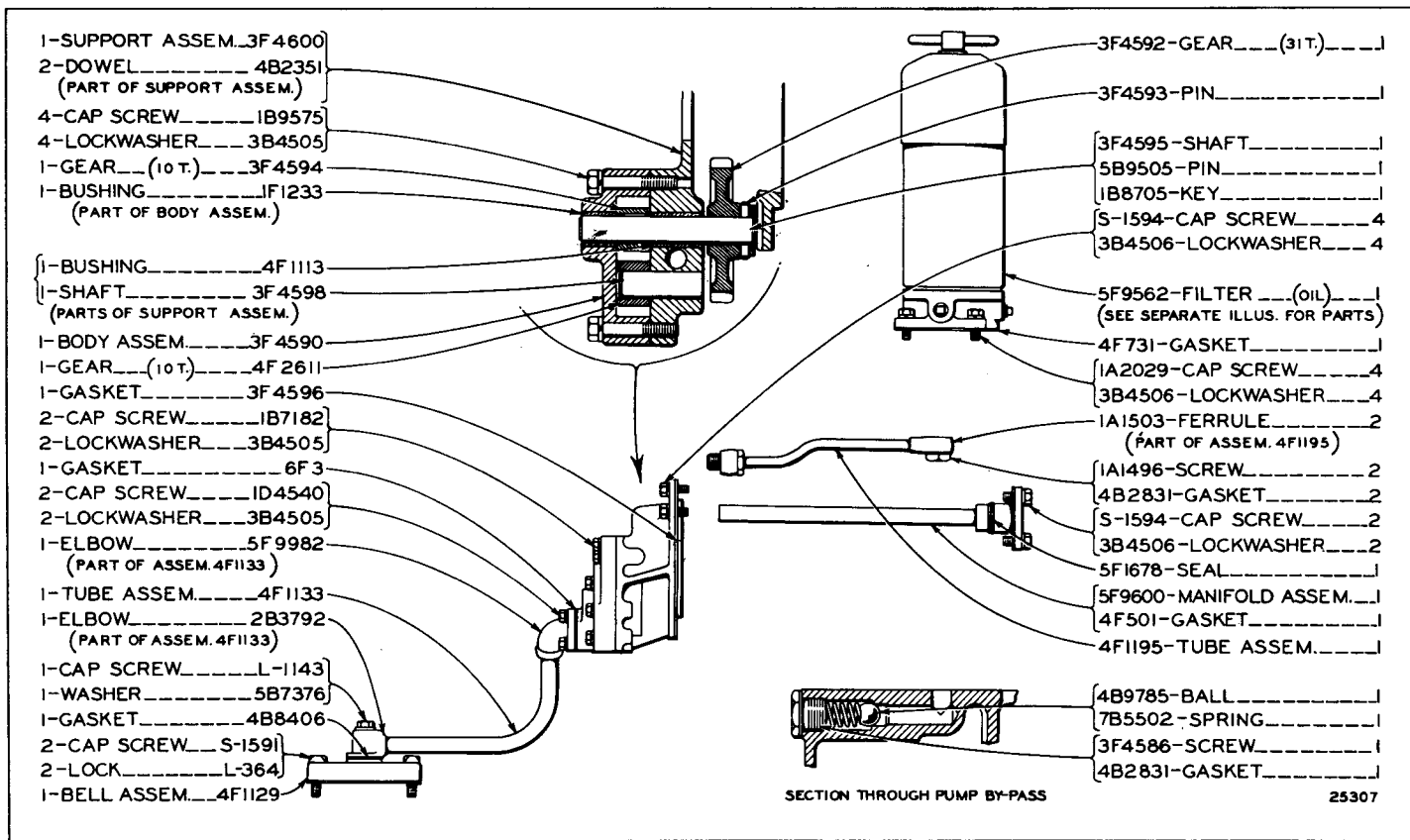
35523

**TRANSMISSION CASE AND COVERS**  
 Serial No. 2U16900 to 2U21512 inclusive  
 Refer also to Page 171 for special parts



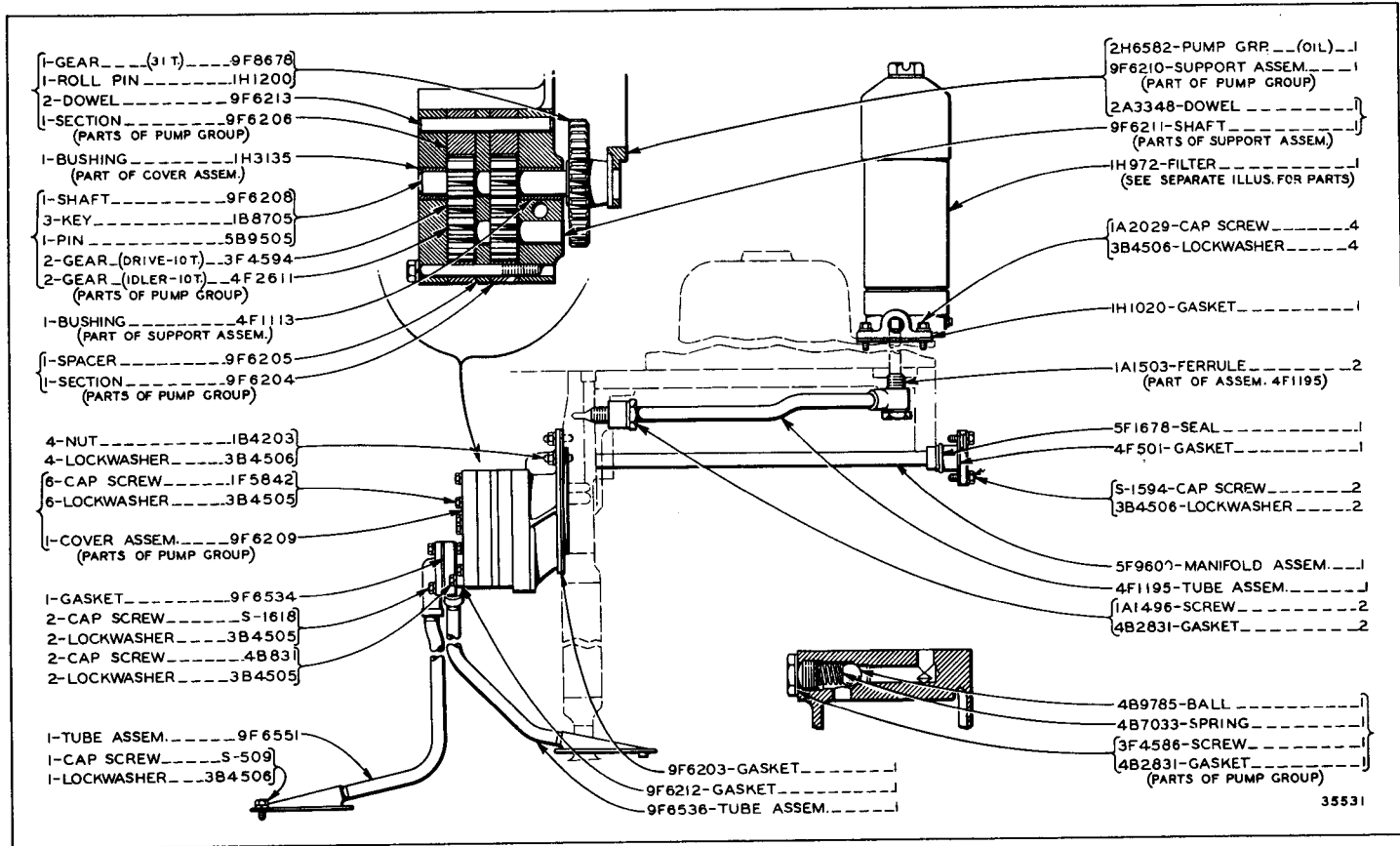


**TRANSMISSION CASE AND COVERS**  
 Effective with Serial No. 2U21513  
 Refer also to Page 171 for special parts



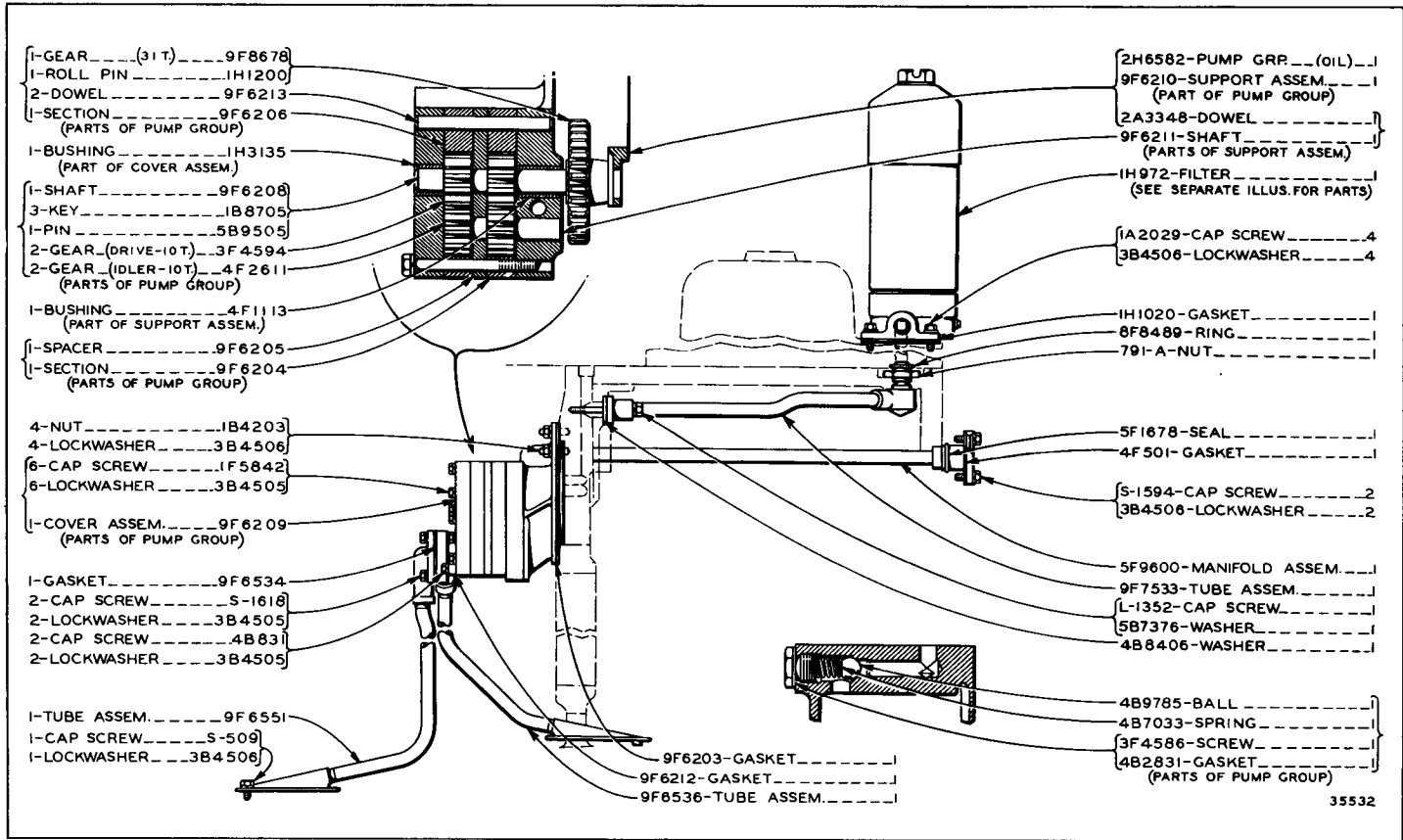
6F142 TRANSMISSION LUBRICATION SYSTEM GROUP

Serial No. 2U15001 to 2U16627 inclusive  
 5F9562 Oil Filter parts are shown on Page 109  
 Refer also to Page 172 for special parts



9F6214 TRANSMISSION LUBRICATION SYSTEM GROUP

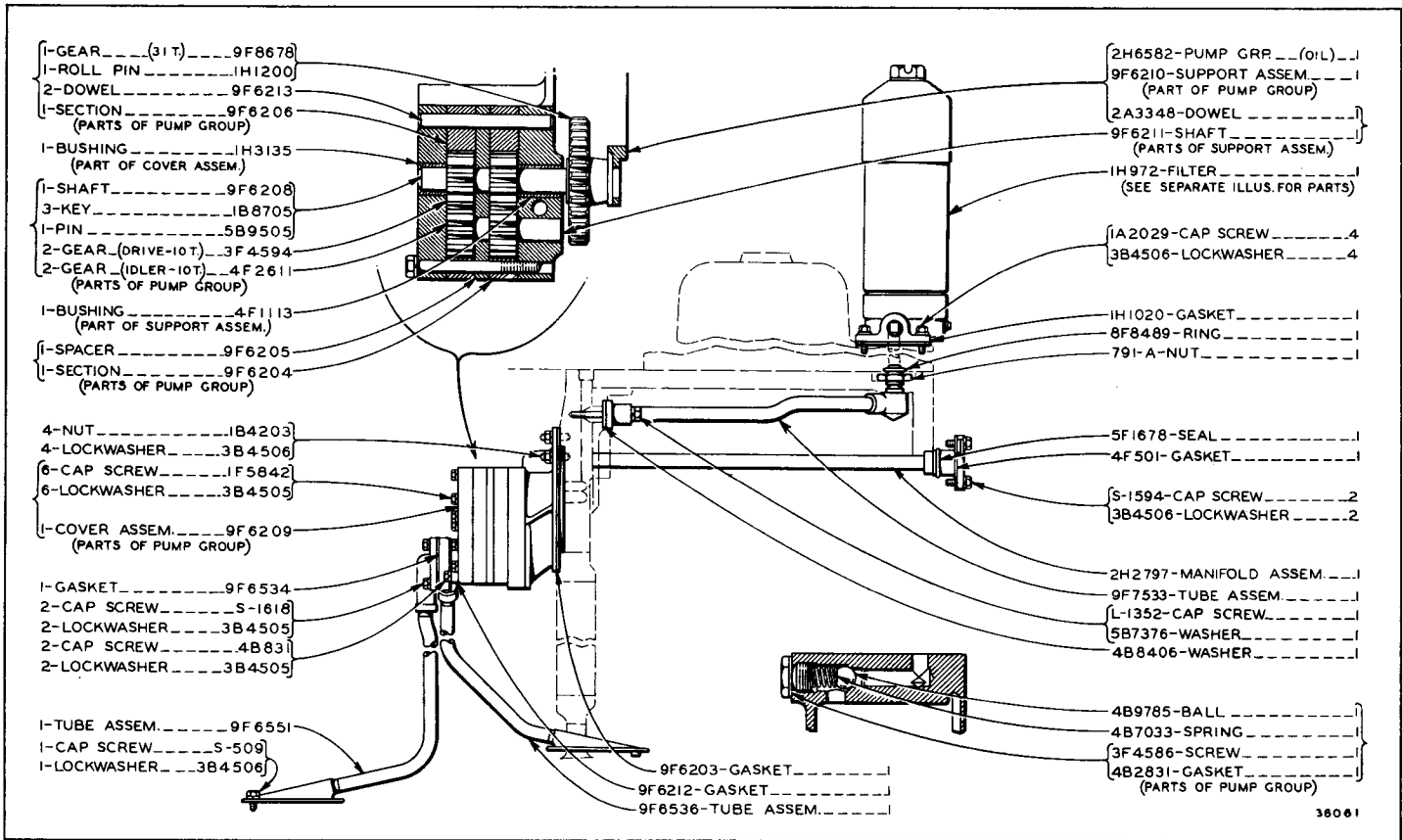
Serial No. 2U16628 to 2U16899 inclusive  
 1H972 Oil Filter parts are shown on Page 109



35532

9F6214 TRANSMISSION LUBRICATION SYSTEM GROUP

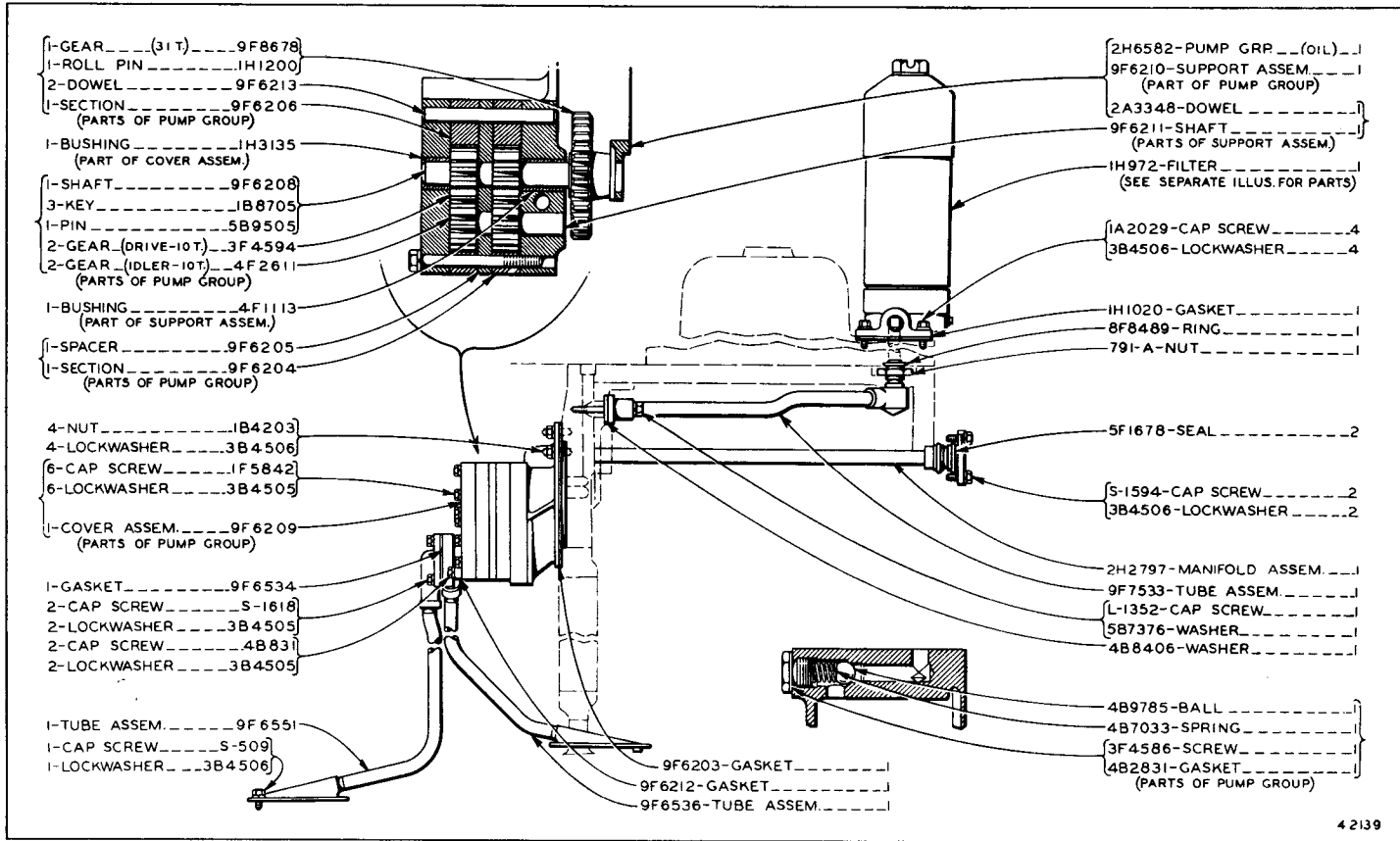
Serial No. 2U16900 to 2U21512 inclusive  
 1H972 Oil Filter parts are shown on Page 109



38061

**9F6214 TRANSMISSION LUBRICATION SYSTEM GROUP**

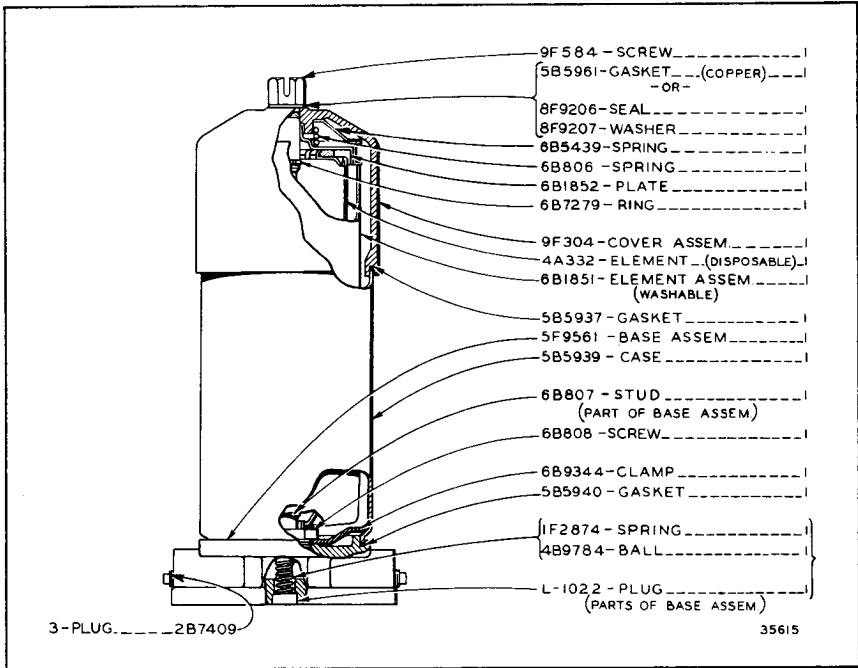
Serial No. 2U2153 to 2U23263 inclusive  
 IH972 Oil Filter parts are shown on Page 109



4 2139

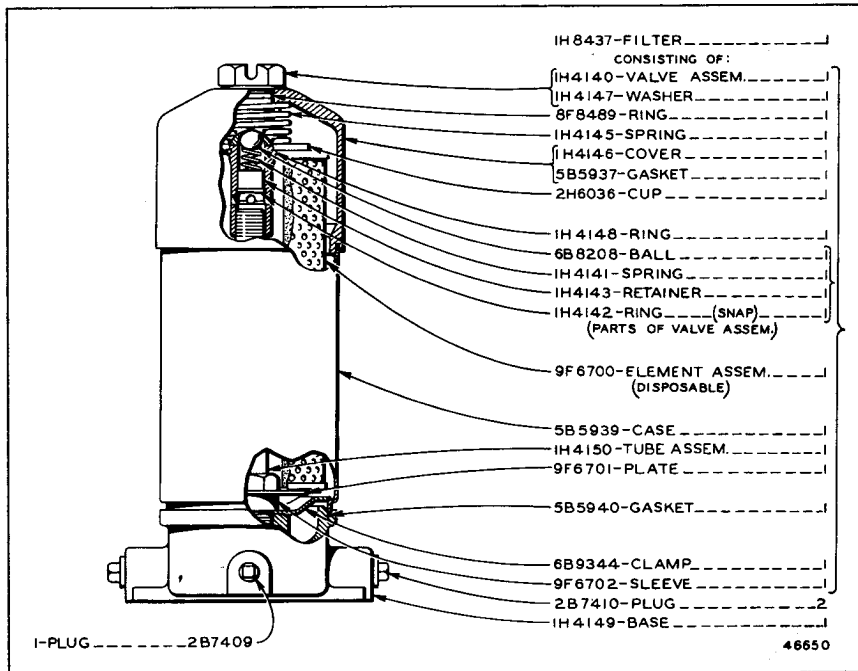
9F6214 TRANSMISSION LUBRICATION SYSTEM GROUP

Effective with Serial No. 2U23264



**5F9562 OIL FILTER**

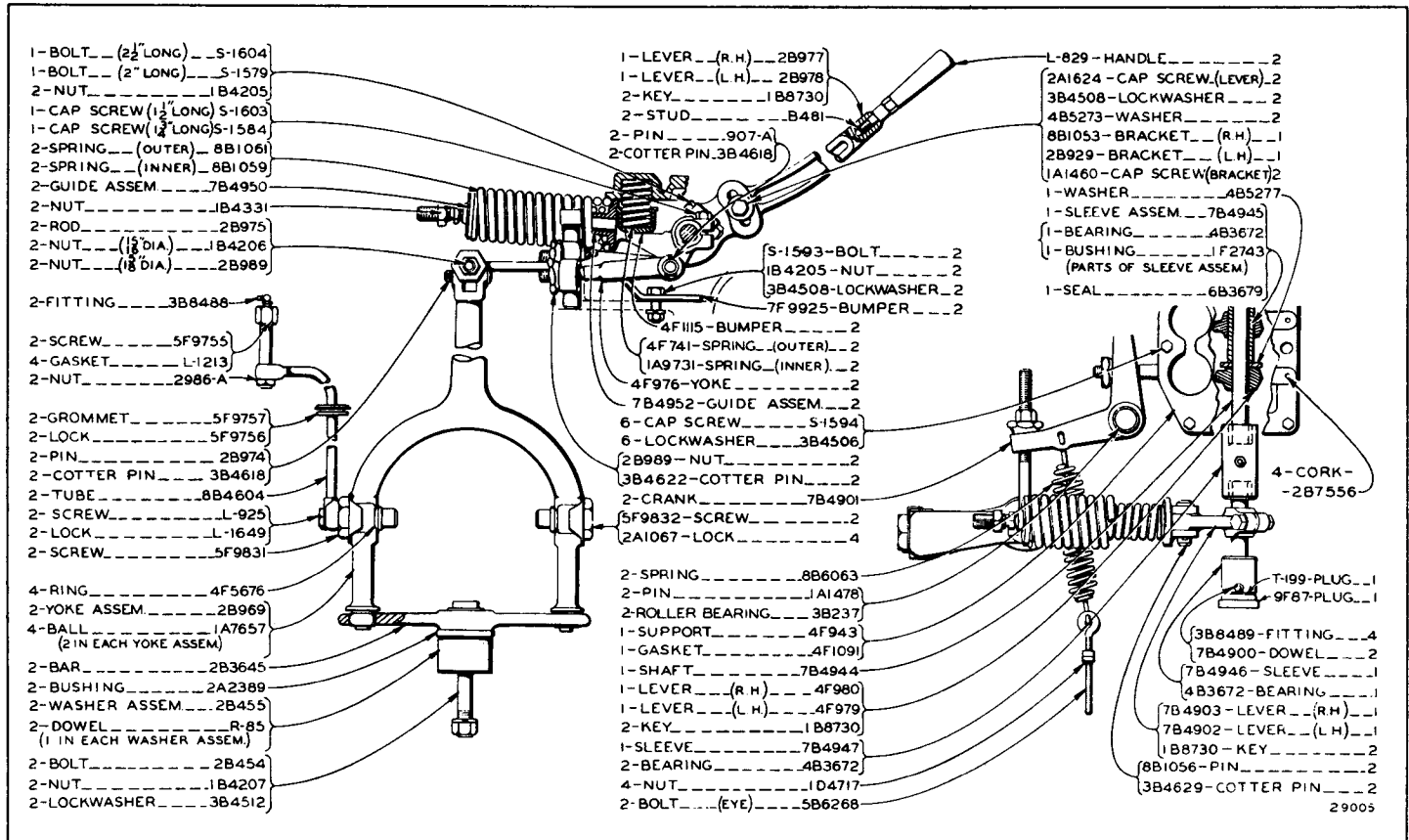
Part of 6F142 Transmission Lubrication System Group shown on Page 104  
 Only separate parts serviced. When complete Oil Filter is required order 1H972



**1H972 OIL FILTER**

Part of 9F6214 and 1H3310 Transmission Lubrication System Groups  
 shown on Pages 105 through 108 and 172

**ONLY "CATERPILLAR" PARTS GIVE "CATERPILLAR" PERFORMANCE**

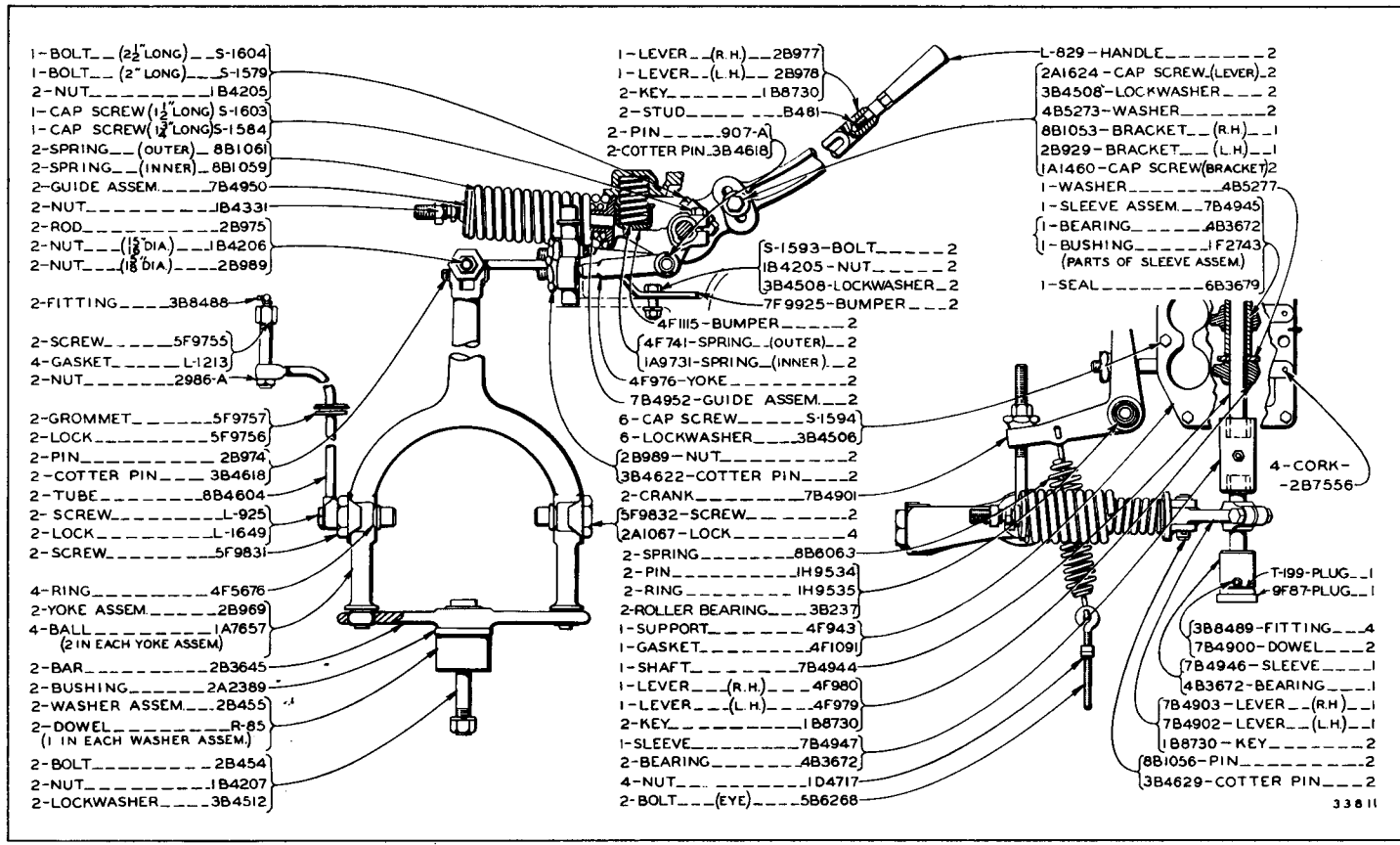


STEERING CLUTCH CONTROL  
 Serial No. 2U15001 to 2U18123 inclusive

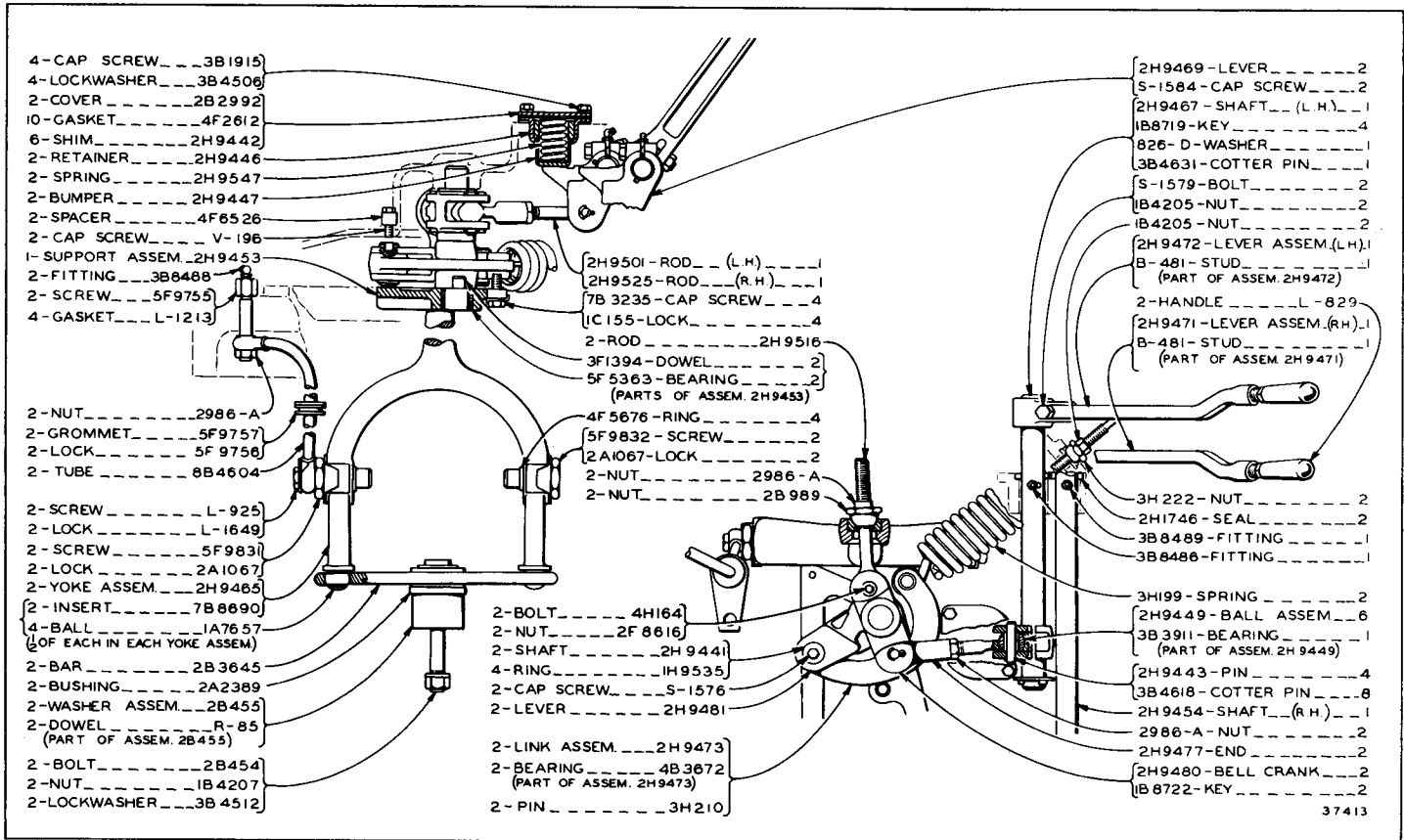


ONLY "CATERPILLAR" PARTS GIVE "CATERPILLAR" PERFORMANCE

CLUTCH, TRANSMISSION AND CHASSIS III



STEERING CLUTCH CONTROL  
 Serial No. 2U18124 to 2U21512 inclusive



- 4-CAP SCREW...3B1915
- 4-LOCKWASHER...3B4506
- 2-COVER...2B2992
- 10-GASKET...4F2612
- 6-SHIM...2H9442
- 2-RETAINER...2H9446
- 2-SPRING...2H9547
- 2-BUMPER...2H9447
- 2-SPACER...4F6526
- 2-CAP SCREW...V-196
- 1-SUPPORT ASSEM...2H9453
- 2-FITTING...3B8488
- 2-SCREW...5F9755
- 4-GASKET...L-1213

- 2-NUT...2986-A
- 2-GROMMET...5F9757
- 2-LOCK...5F9756
- 2-TUBE...8B4604

- 2-SCREW...L-925
- 2-LOCK...L-1649
- 2-SCREW...5F9831
- 2-LOCK...2A1067
- 2-YOKE ASSEM...2H9465
- 2-INSERT...7B8690
- 4-BALL...1A7657  
(OF EACH IN EACH YOKE ASSEM.)
- 2-BAR...2B3645
- 2-BUSHING...2A2369
- 2-WASHER ASSEM...2B455
- 2-DOWEL...R-85  
(PART OF ASSEM. 2B455)

- 2-BOLT...2B454
- 2-NUT...1B4207
- 2-LOCKWASHER...3B4512

- 2H9501-ROD... (L.H.)...1
- 2H9525-ROD... (R.H.)...1
- 7B3235-CAP SCREW...4
- 1C155-LOCK...4
- 2-ROD...2H9516
- 3F1394-DOWEL...2
- 5F5363-BEARING...2  
(PARTS OF ASSEM. 2H9453)

- 4F5676-RING...4
- 5F9832-SCREW...2
- 2A1067-LOCK...2
- 2-NUT...2986-A
- 2-NUT...2B989

- 2-BOLT...4H164
- 2-NUT...2F8816
- 2-SHAFT...2H9441
- 4-RING...1H9535
- 2-CAP SCREW...S-1576
- 2-LEVER...2H9481

- 2-LINK ASSEM...2H9473
- 2-BEARING...4B3672  
(PART OF ASSEM. 2H9473)
- 2-PIN...3H210

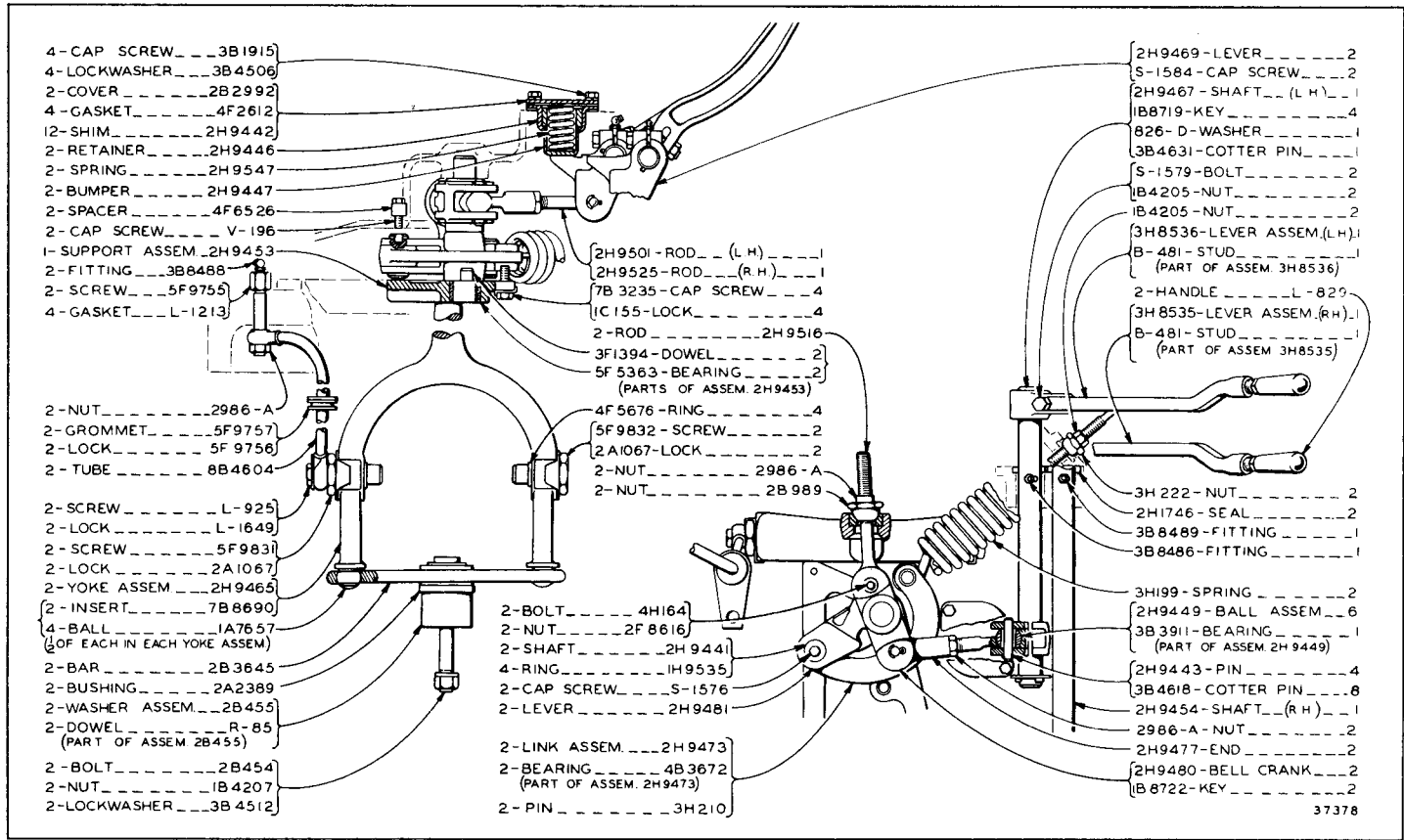
- 2H9469-LEVER...2
- S-1584-CAP SCREW...2
- 2H9467-SHAFT... (L.H.)...1
- 1B8719-KEY...4
- 826-D-WASHER...1
- 3B4631-COTTER PIN...1
- S-1579-BOLT...2
- 1B4205-NUT...2
- 1B4205-NUT...2
- 2H9472-LEVER ASSEM. (L.H.)...1
- B-481-STUD...1  
(PART OF ASSEM. 2H9472)
- 2-HANDLE...L-829
- 2H9471-LEVER ASSEM. (R.H.)...1
- B-481-STUD...1  
(PART OF ASSEM. 2H9471)

- 3H222-NUT...2
- 2H1746-SEAL...2
- 3B8489-FITTING...1
- 3B8486-FITTING...1

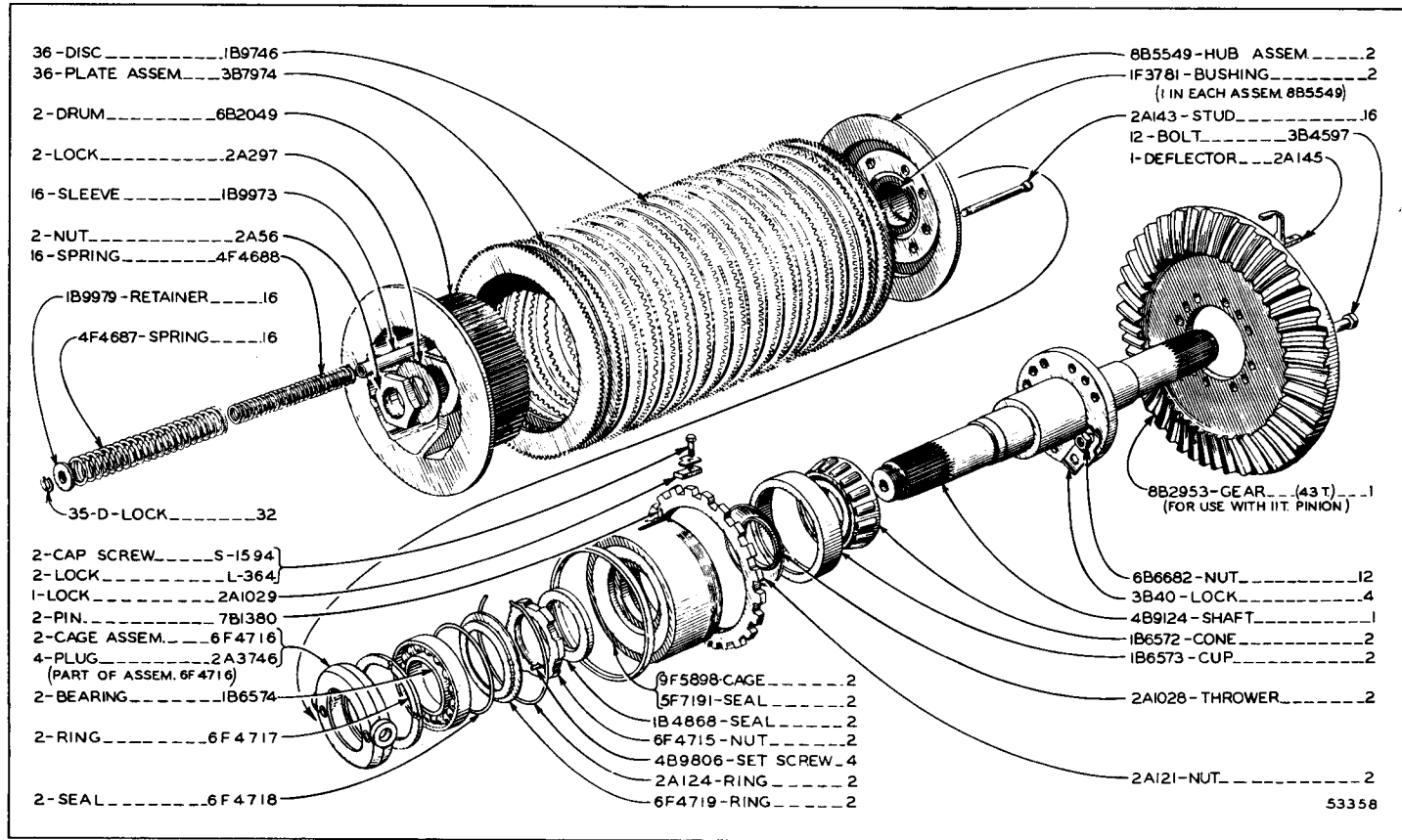
- 3H199-SPRING...2
- 2H9449-BALL ASSEM...6
- 3B3911-BEARING...1  
(PART OF ASSEM. 2H9449)
- 2H9443-PIN...4
- 3B4618-COTTER PIN...8
- 2H9454-SHAFT... (R.H.)...1
- 2986-A-NUT...2
- 2H9477-END...2
- 2H9480-BELL CRANK...2
- 1B8722-KEY...2

37413

STEERING CLUTCH CONTROL  
Serial No. 2U21513 to 2U23101 inclusive



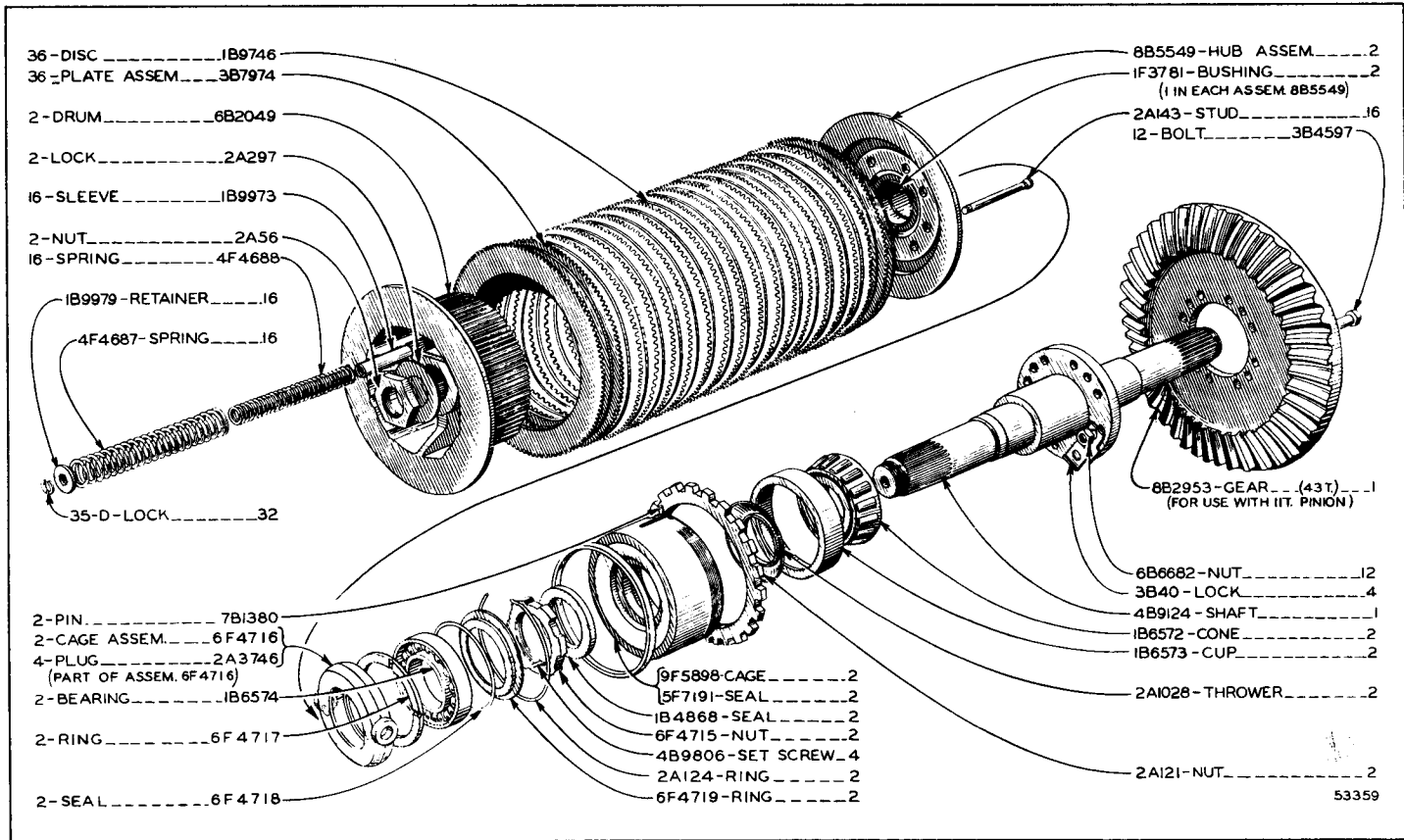
STEERING CLUTCH CONTROL  
 Effective with Serial No. 2U23102



53358

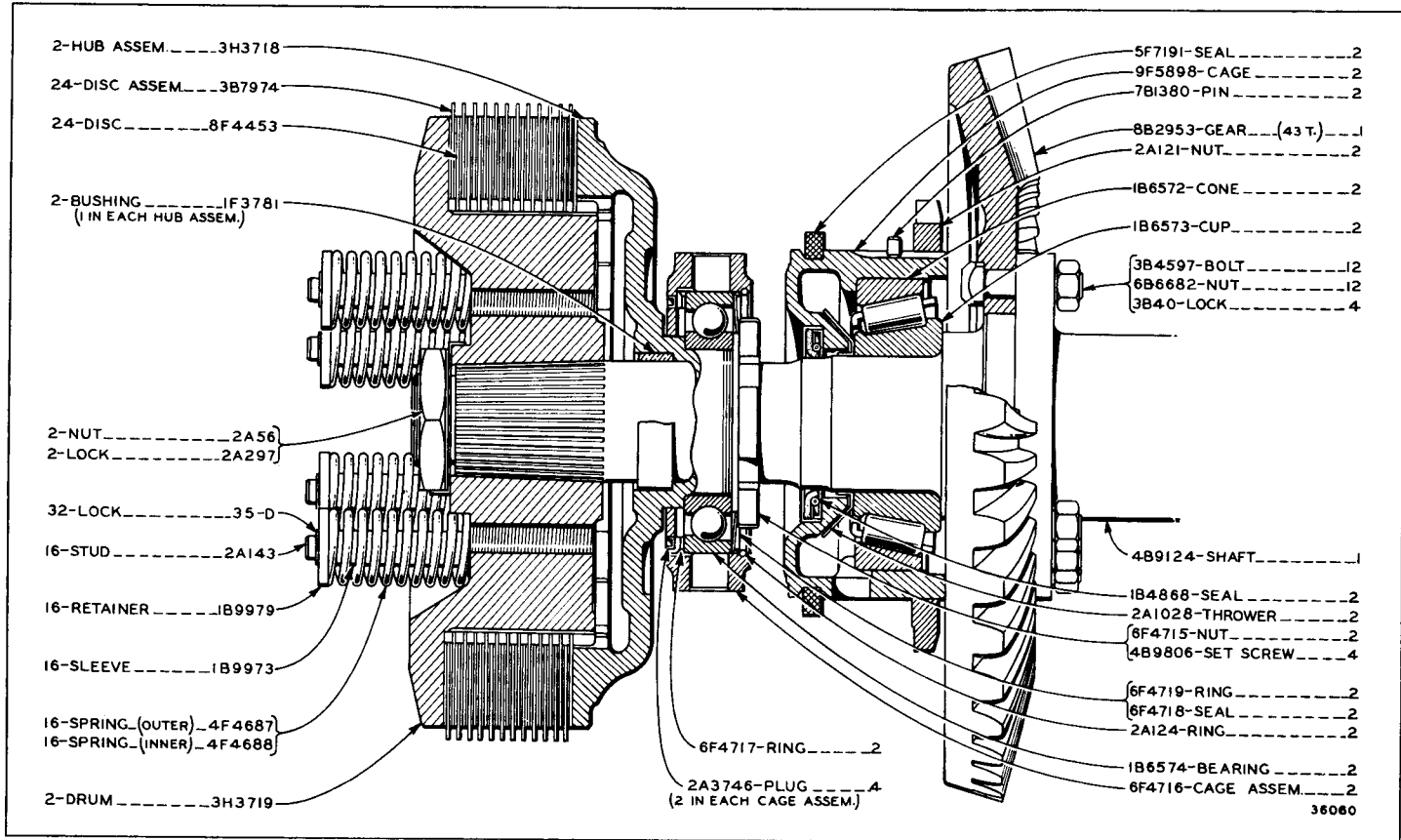
STEERING CLUTCH

Serial No. 2U15001 to 2U16899 inclusive

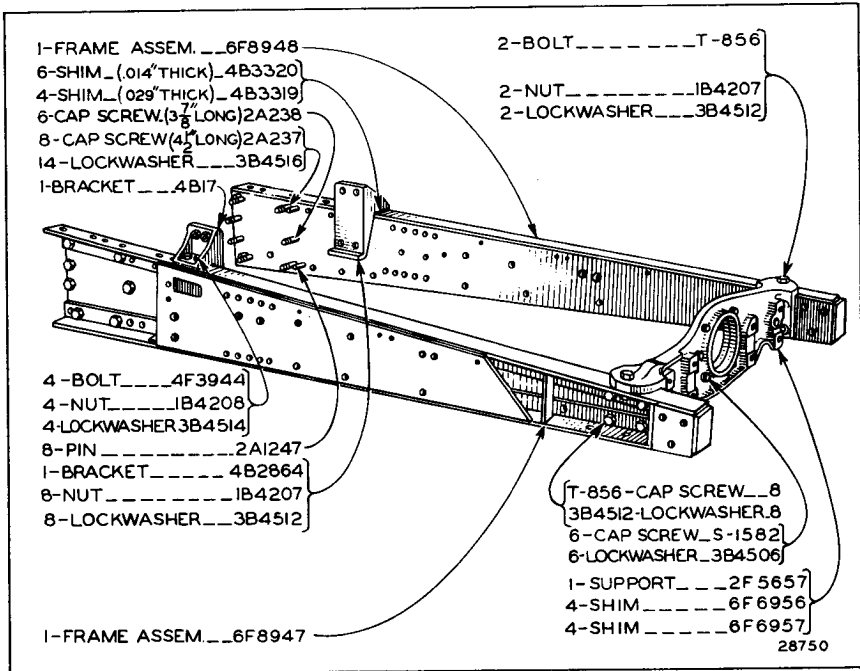


STEERING CLUTCH

Serial No. 2U16900 to 2U21512 inclusive

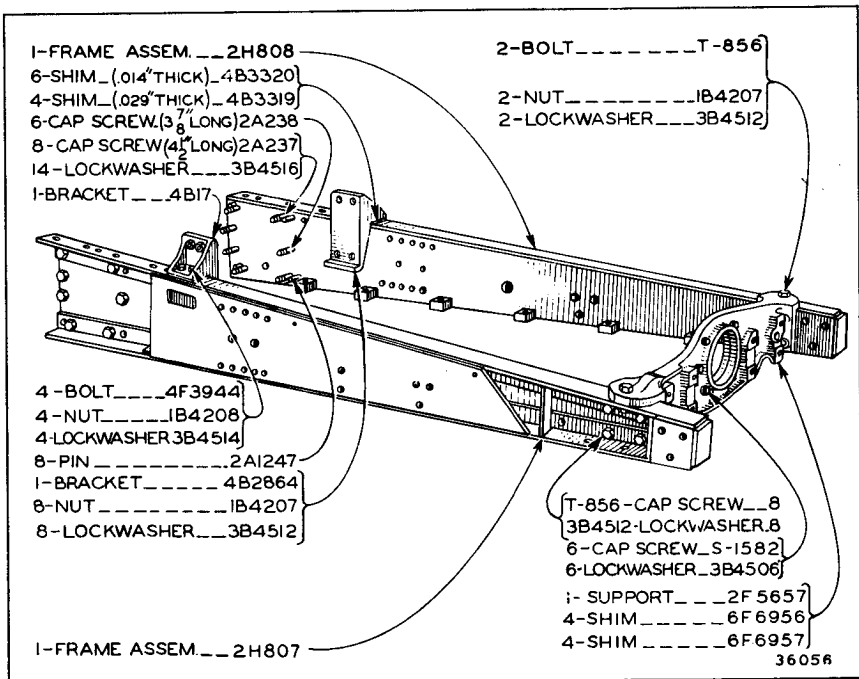


STEERING CLUTCH  
Effective with Serial No. 2U21513



**FRAME**

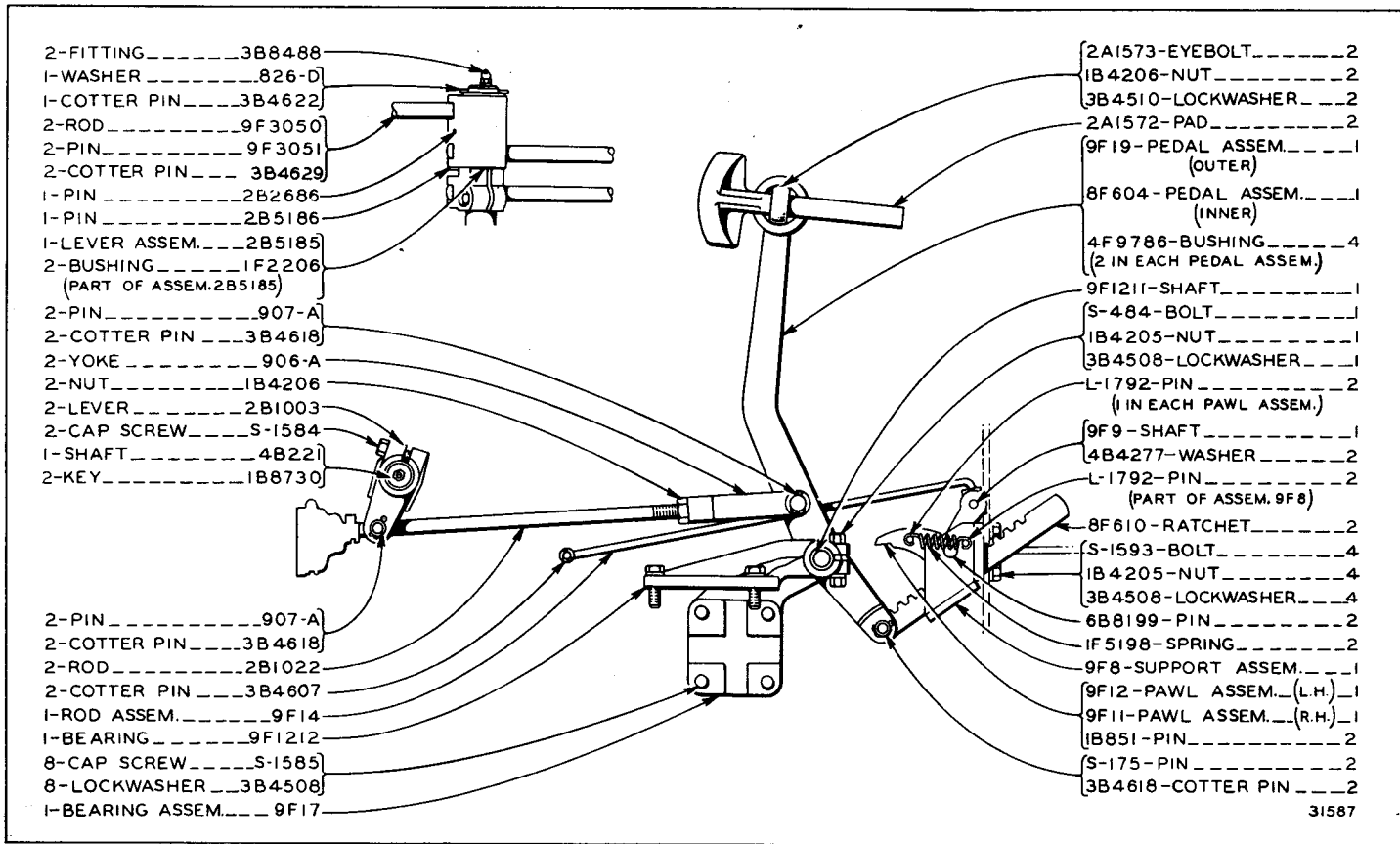
Serial No. 2U15001 to 2U21512 inclusive



**FRAME**

Effective with Serial No. 2U21513

ONLY "CATERPILLAR" PARTS GIVE "CATERPILLAR" PERFORMANCE

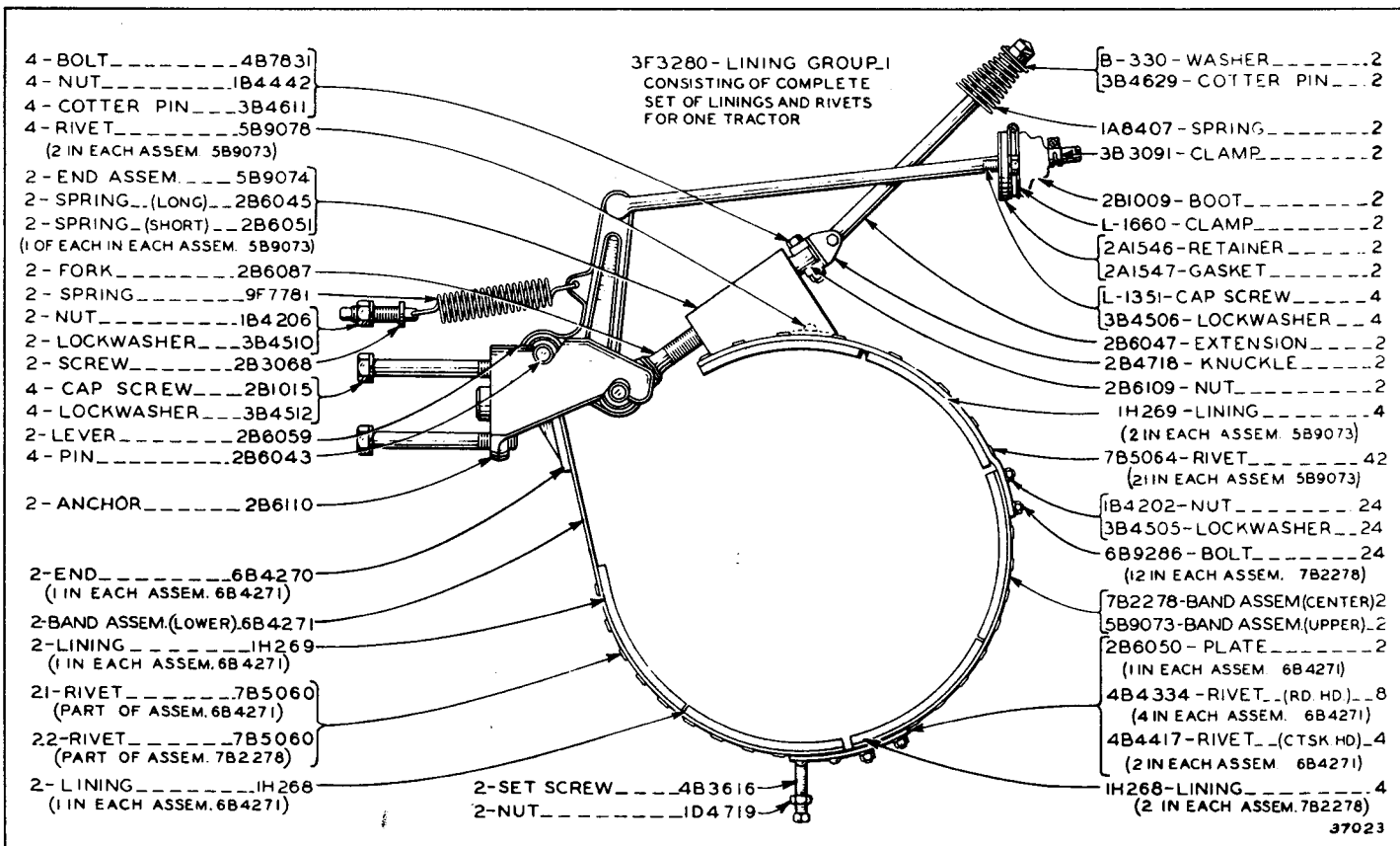


31587

**BRAKE CONTROL**

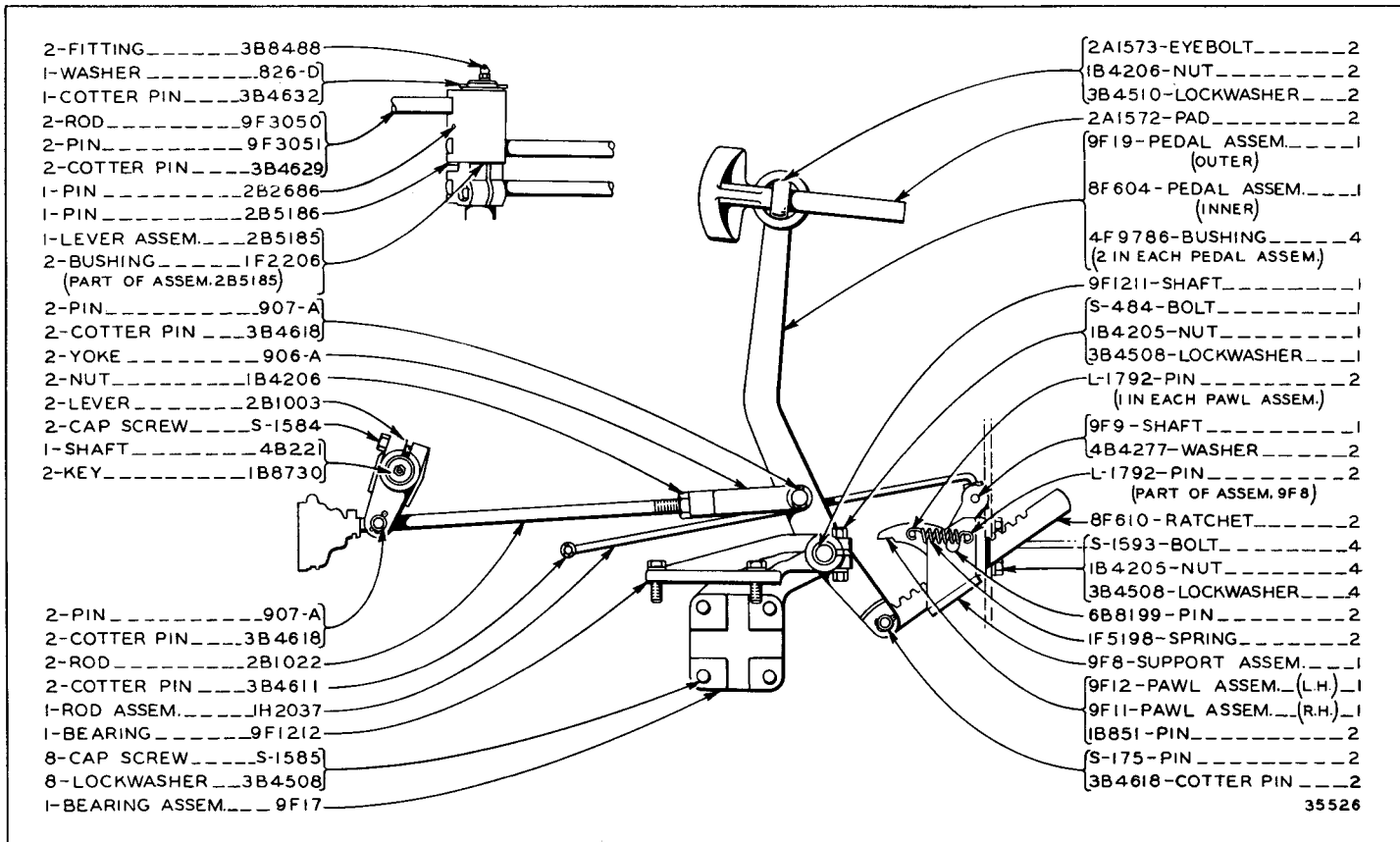
Serial No. 2U15001 to 2U16899 inclusive





**BRAKES**

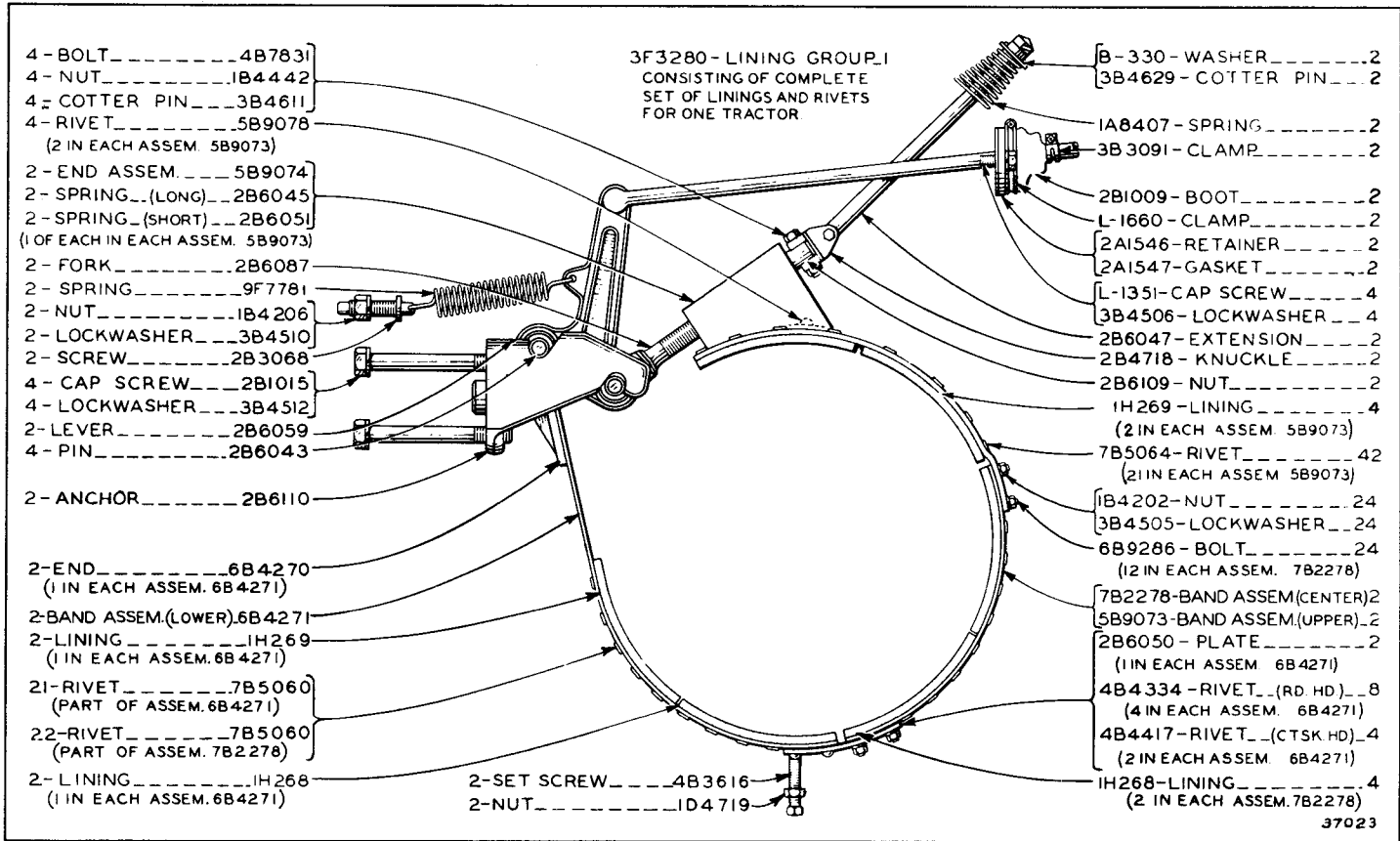
Serial No. 2U15001 to 2U16899 inclusive  
Refer also to Page 162 for special parts



35526

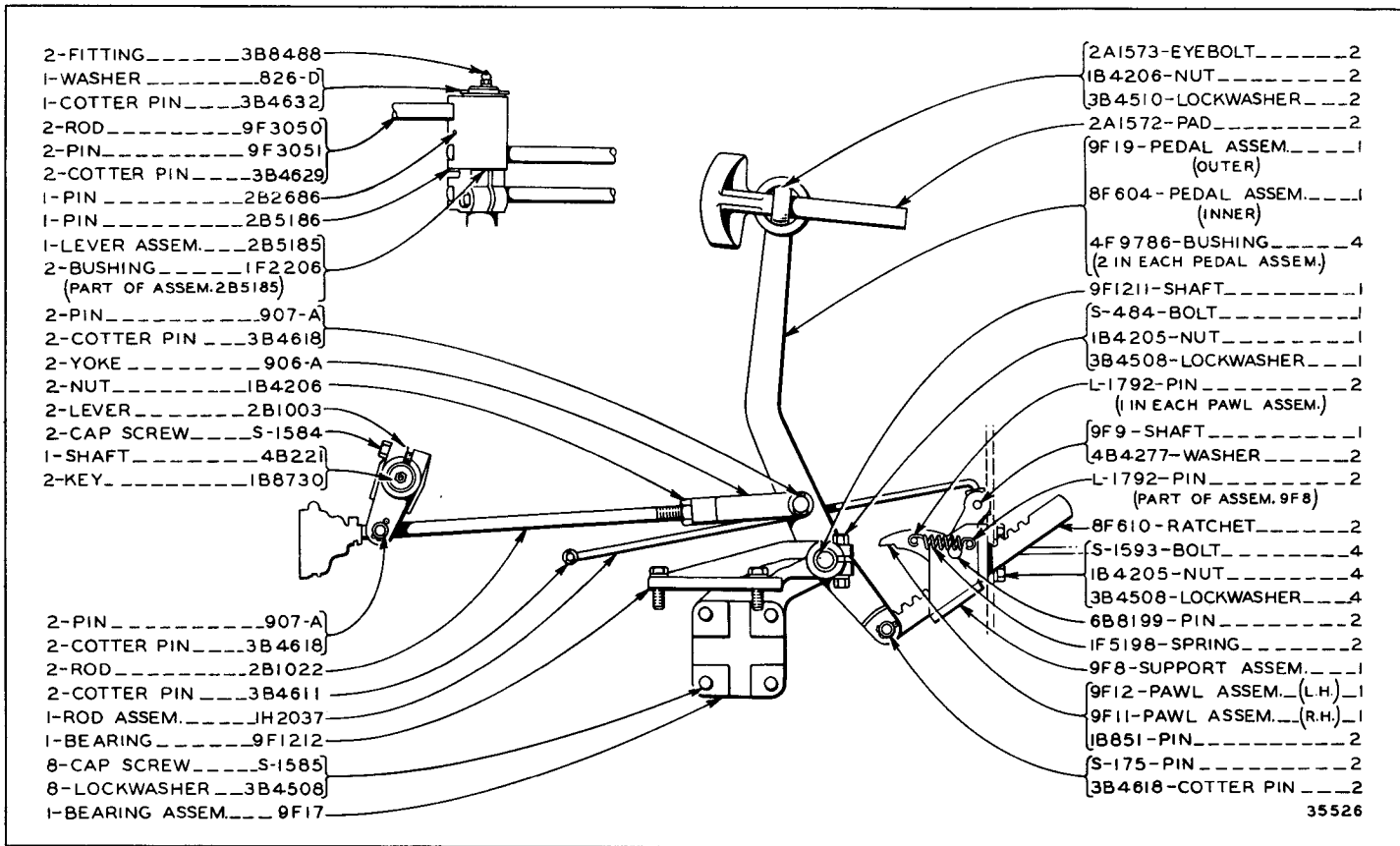
**BRAKE CONTROL**

Serial No. 2U16900 to 2U21512 inclusive



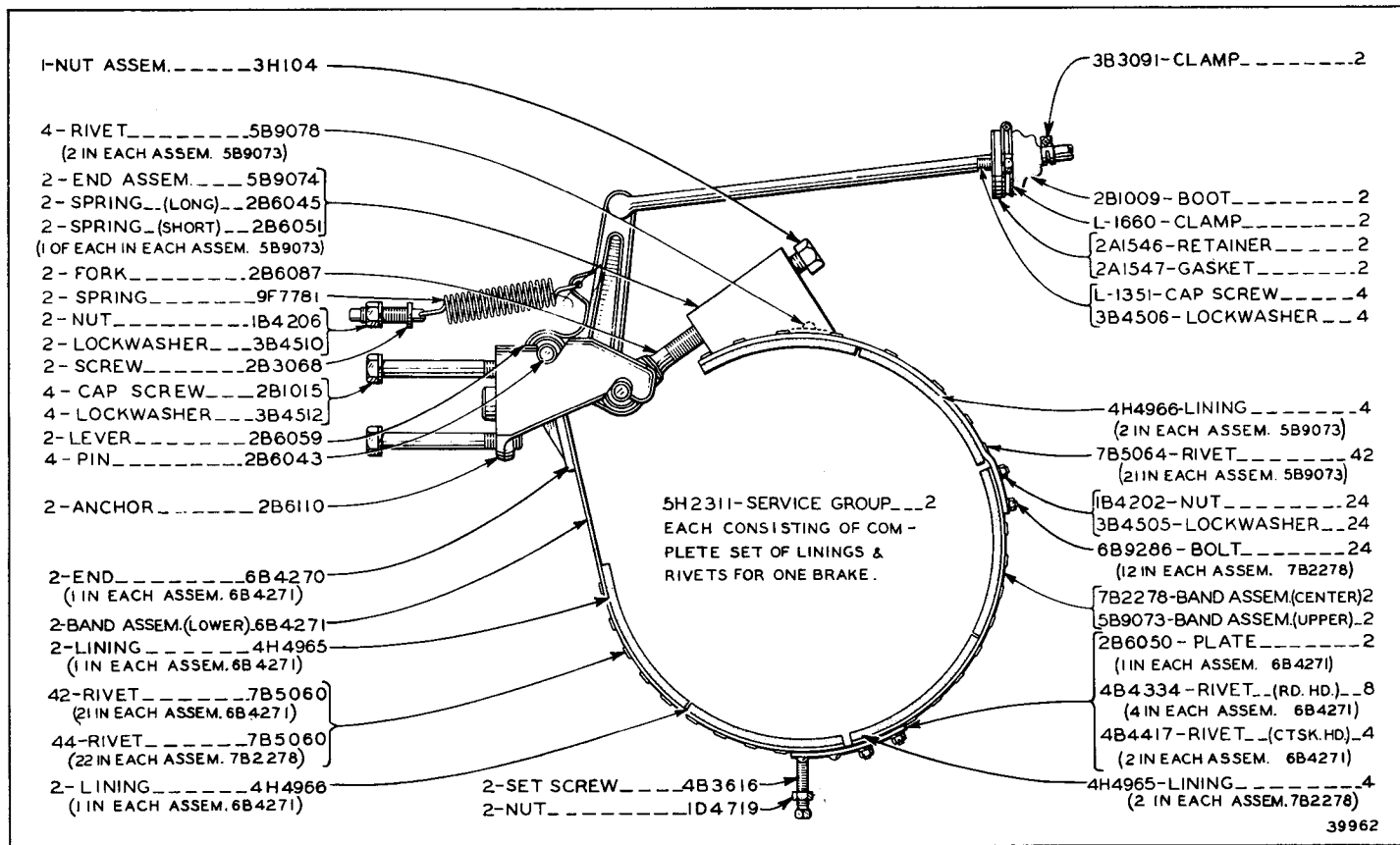
**BRAKES**

Serial No. 2U16900 to 2U21512 inclusive  
Refer also to Page 162 for special parts



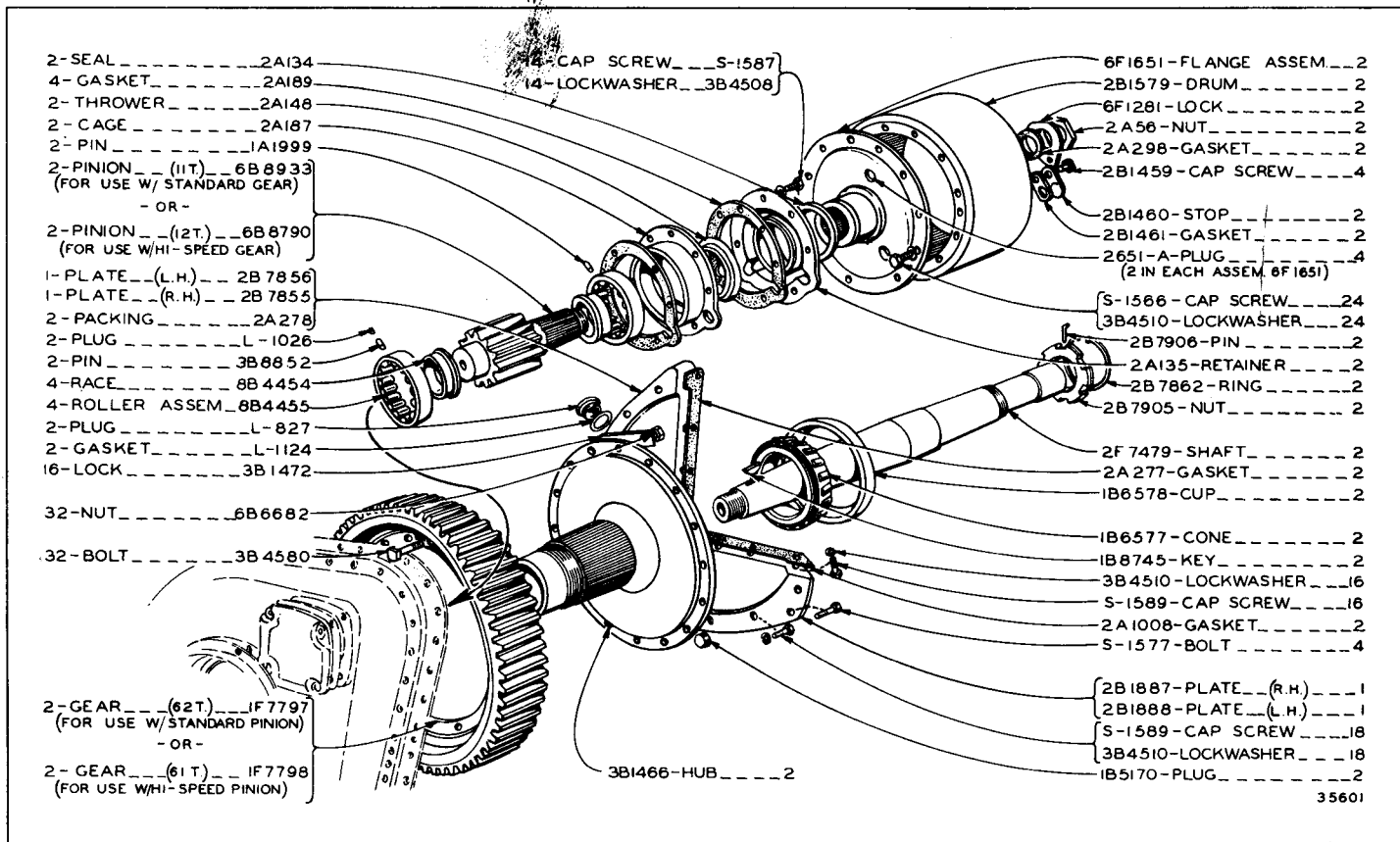
35526

**BRAKE CONTROL**  
 Effective with Serial No. 2U21513

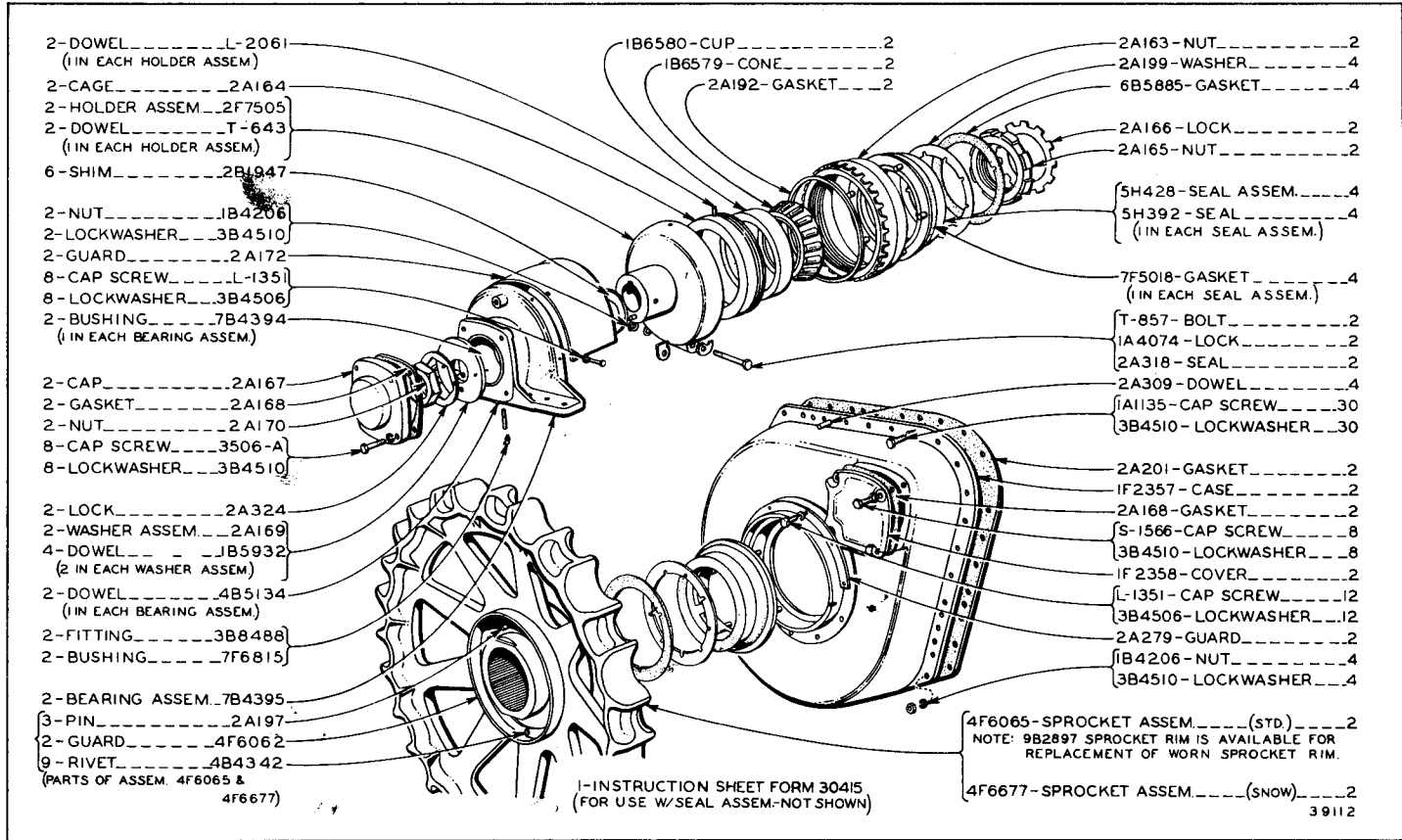


**BRAKES**

Effective with Serial No. 2U21513  
Refer also to Page 163 for special parts

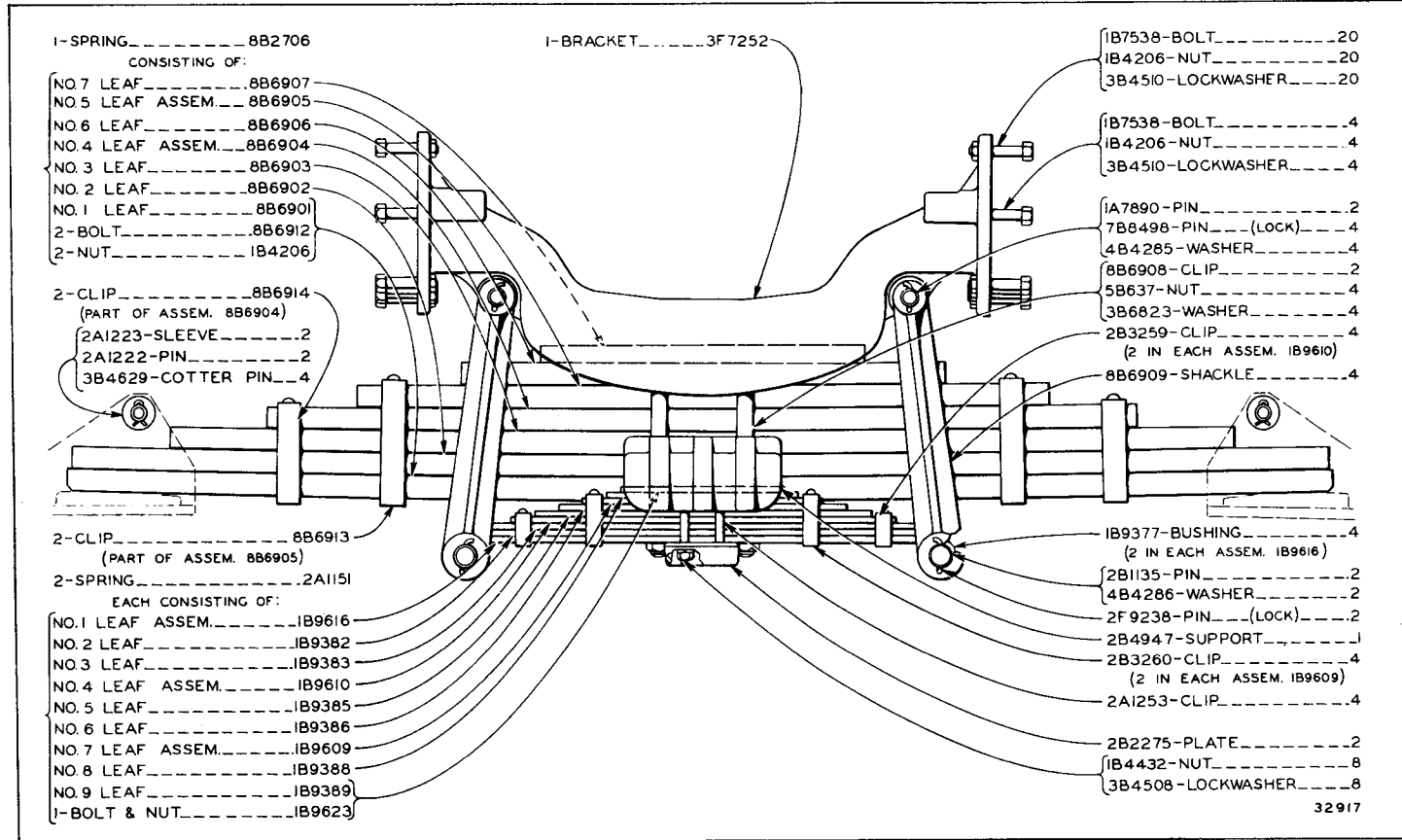


FINAL DRIVE—Part One



FINAL DRIVE—Part Two

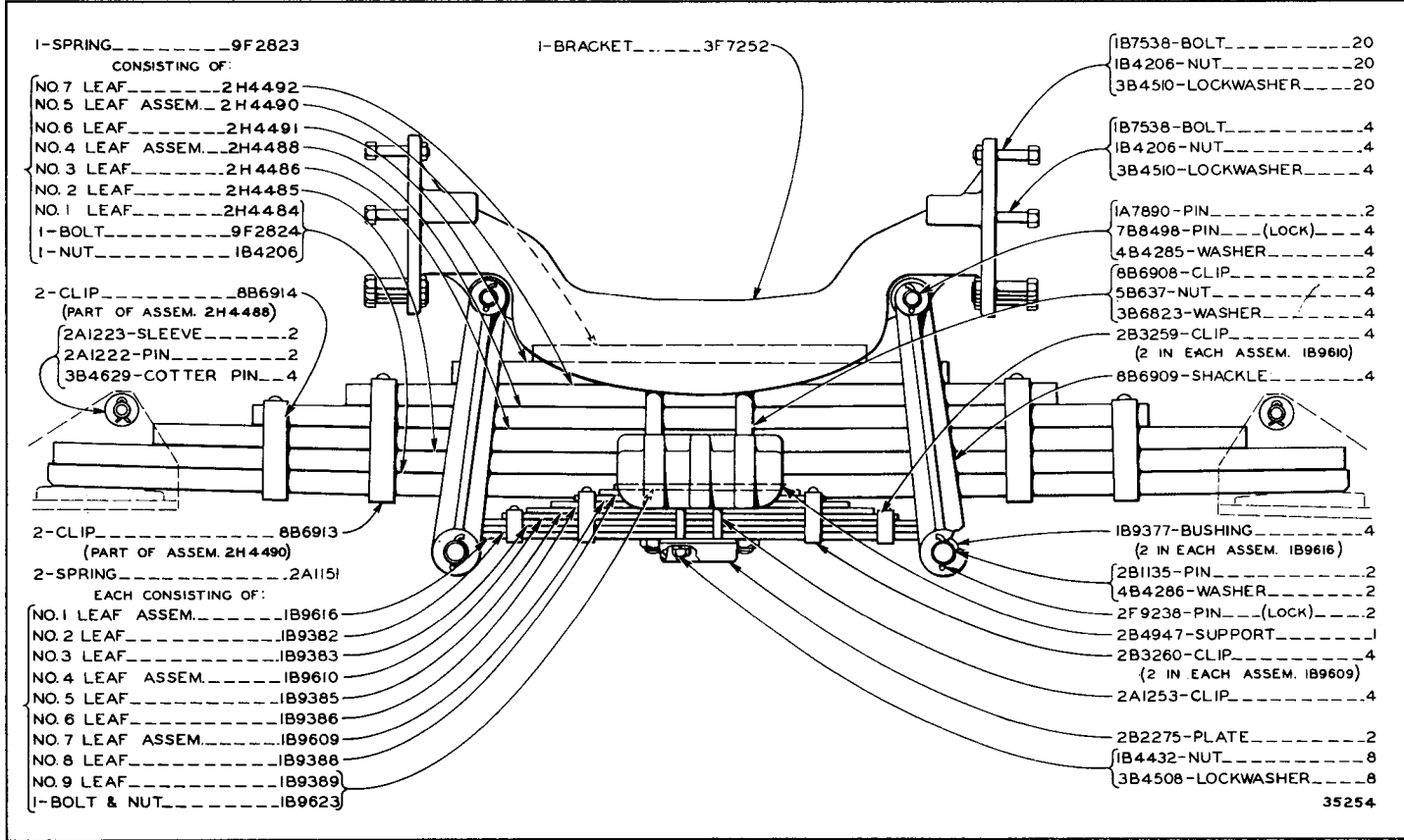
ALWAYS GIVE SERIAL NUMBER WHEN ORDERING PARTS



32917

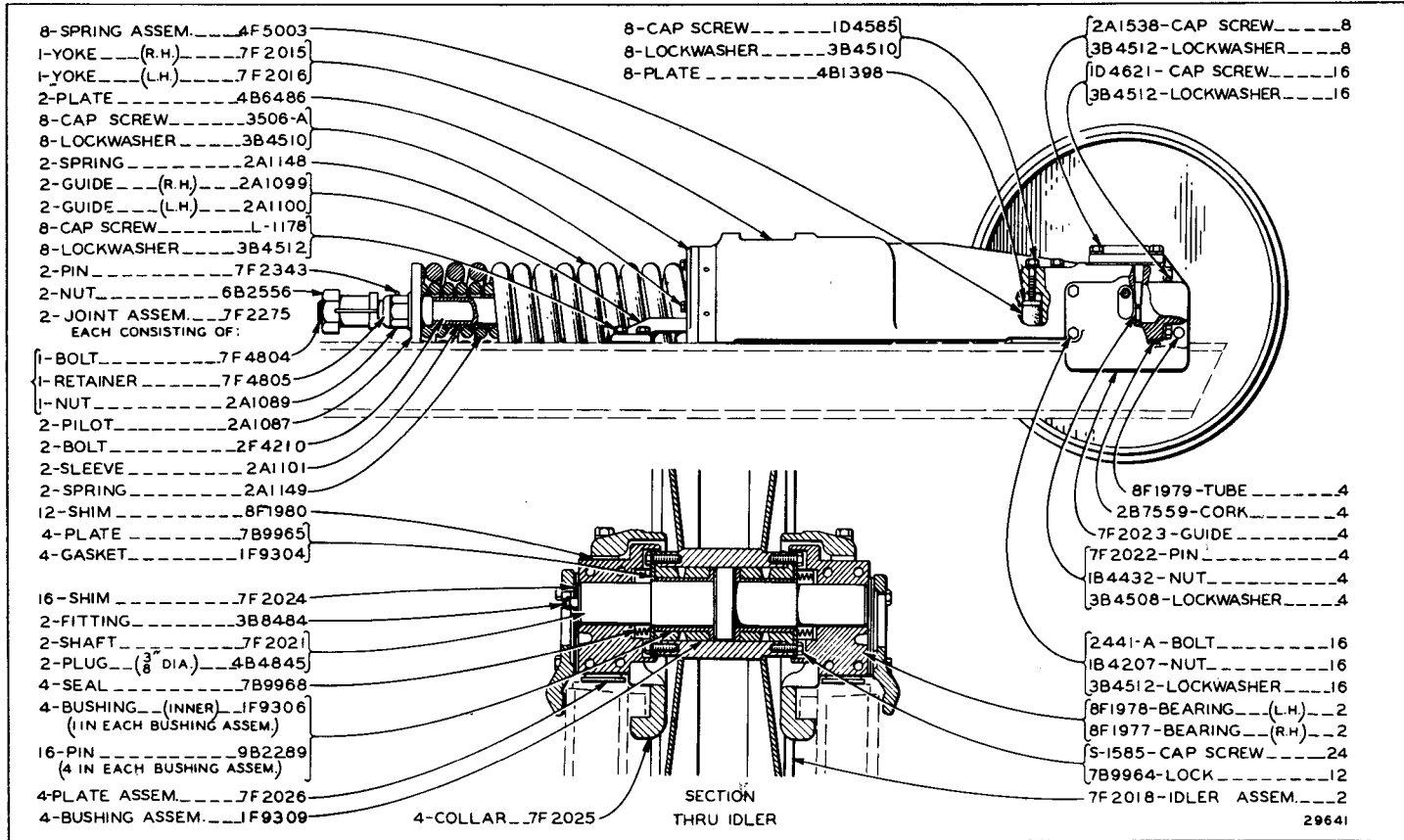
EQUALIZER SPRING  
 Serial No. 2U15001 to 2U19865 inclusive





35254

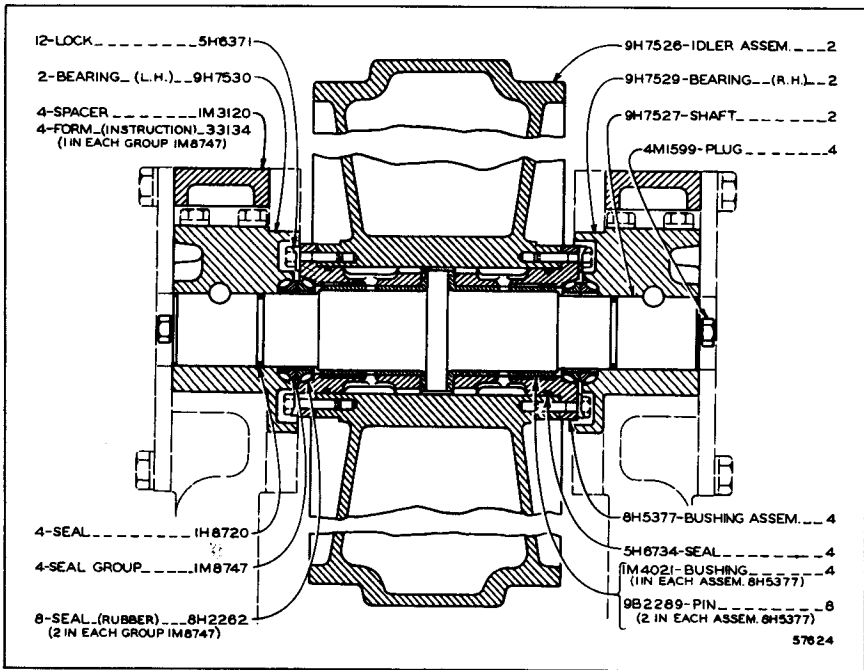
**EQUALIZER SPRING**  
 Effective with Serial No. 2U19866



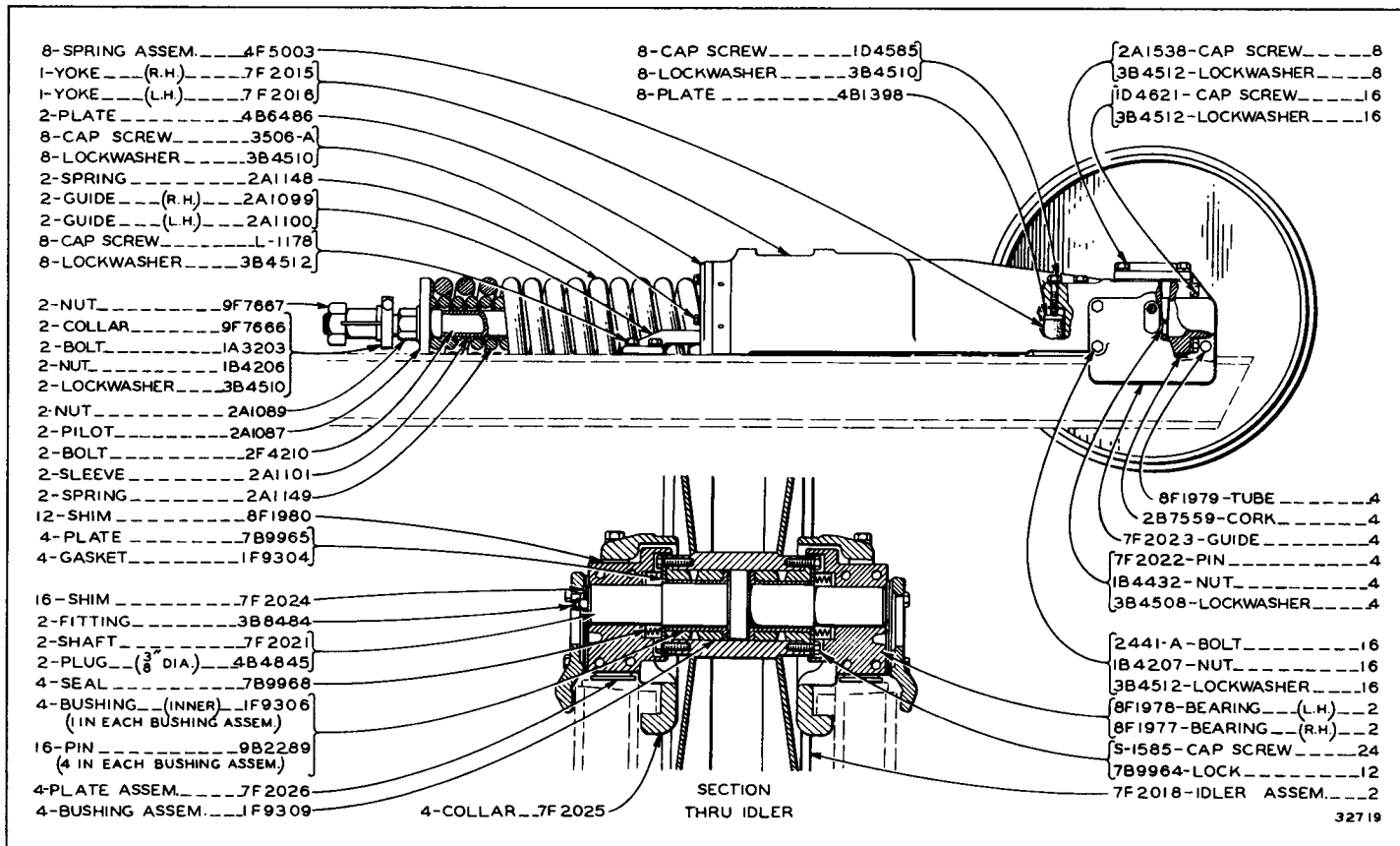
FRONT IDLER

Serial No. 2U15001 to 2U15967 inclusive

Note: 2H9482 Relief Valve is available, see Page 222



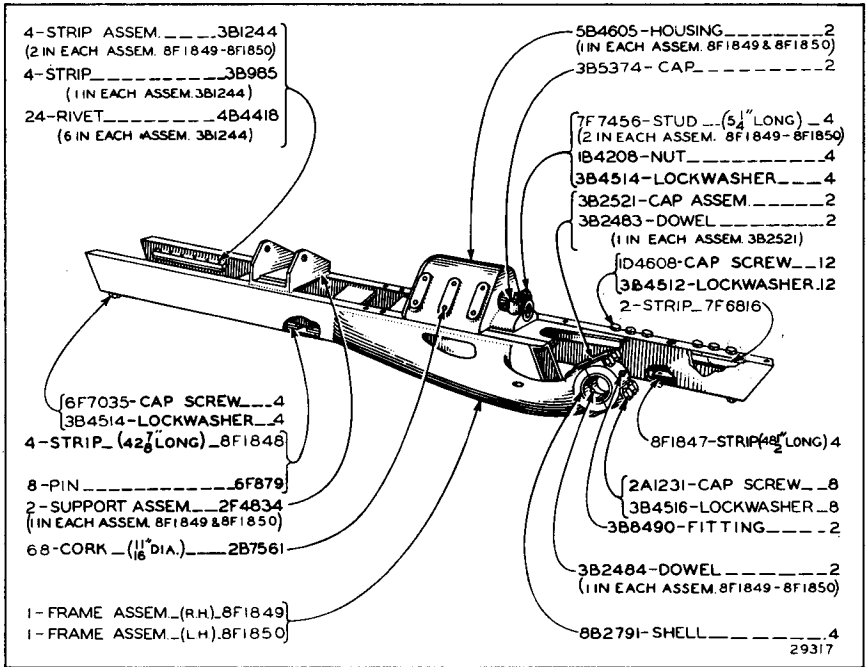
2M5716 FRONT IDLER GROUP—Field Installation



FRONT IDLER

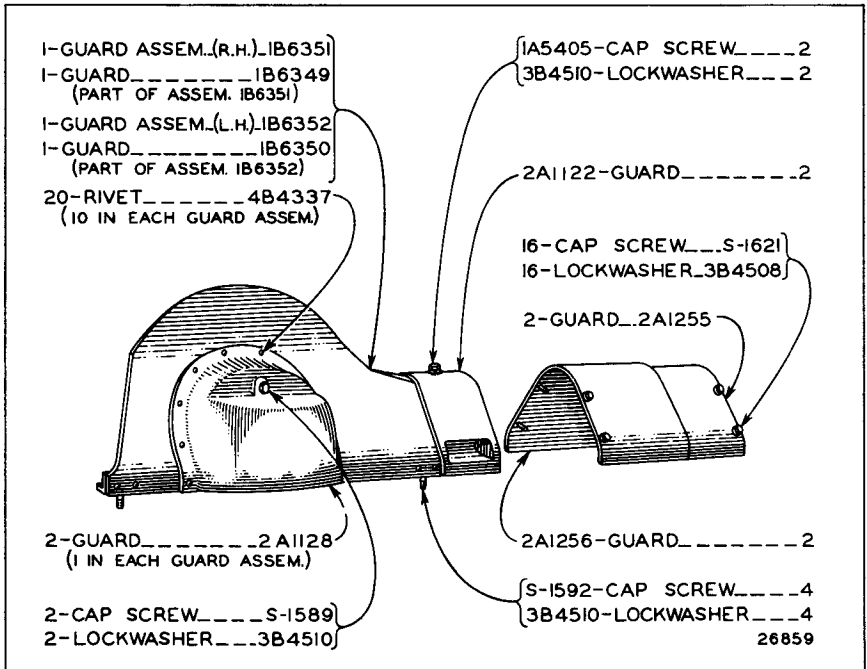
Effective with Serial No. 2U15968

Note: 2H9482 Relief Valve is available, see Page 222



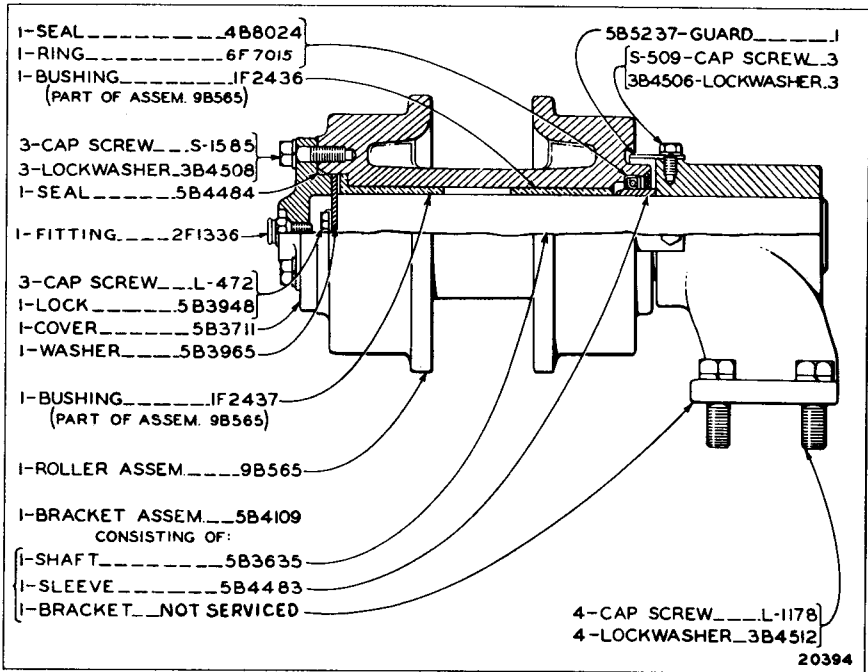
TRACK ROLLER FRAME

Refer also to Page 209, 210 and 211 for special parts

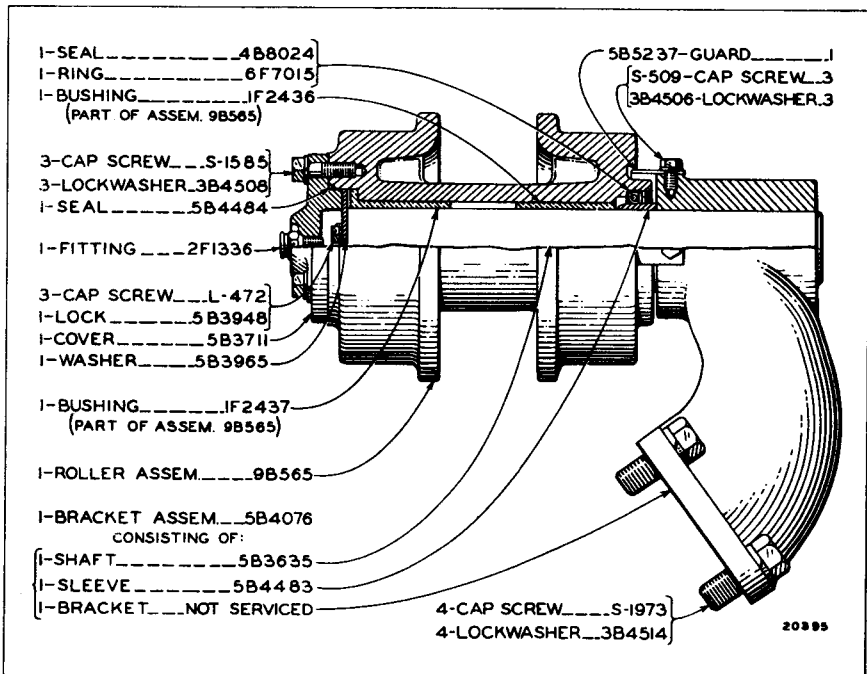


TRACK ROLLER FRAME GUARDS

ALWAYS GIVE SERIAL NUMBER WHEN ORDERING PARTS

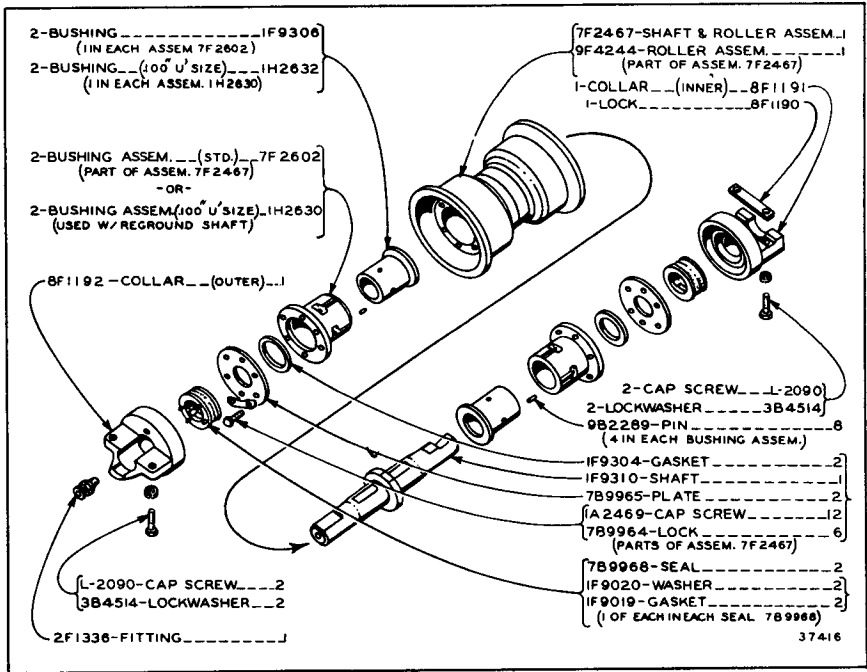


98564 TRACK CARRIER ROLLER GROUP—Front



98563 TRACK CARRIER ROLLER GROUP—Rear

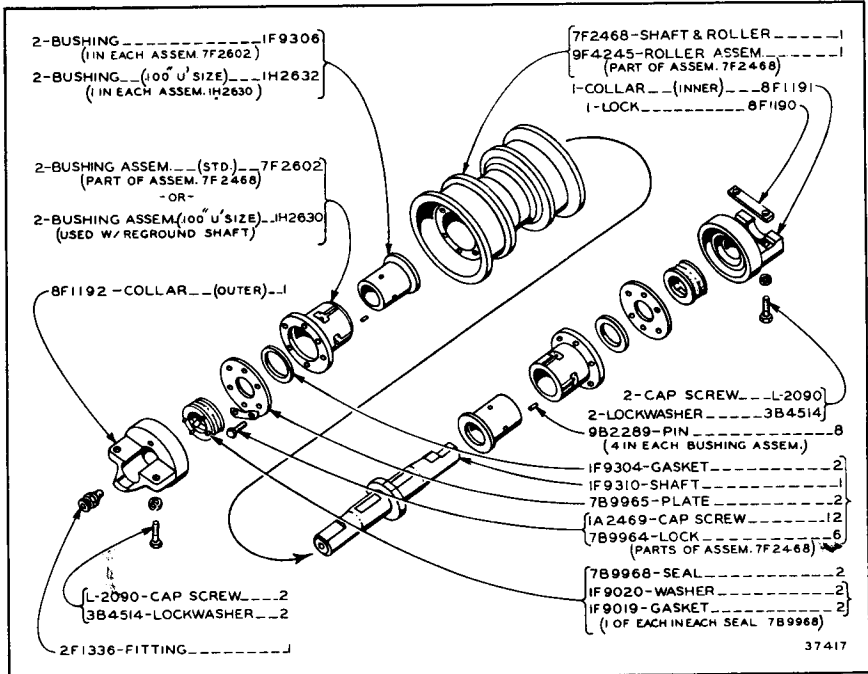
ONLY "CATERPILLAR" PARTS GIVE "CATERPILLAR" PERFORMANCE



### 8F1193 TRACK ROLLER GROUP—Single Flange—6 Groups Required

Only separate parts serviced. When complete Group is required order 8H5371

Note: 2H9482 Relief Valve is available, see Page 222

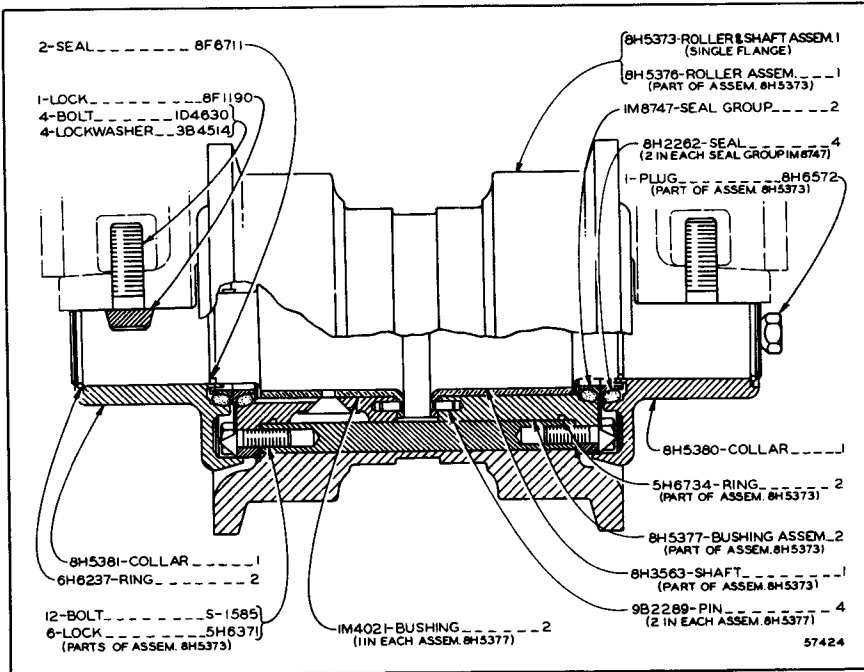


### 8F1194 TRACK ROLLER GROUP—Double Flange—6 Groups Required

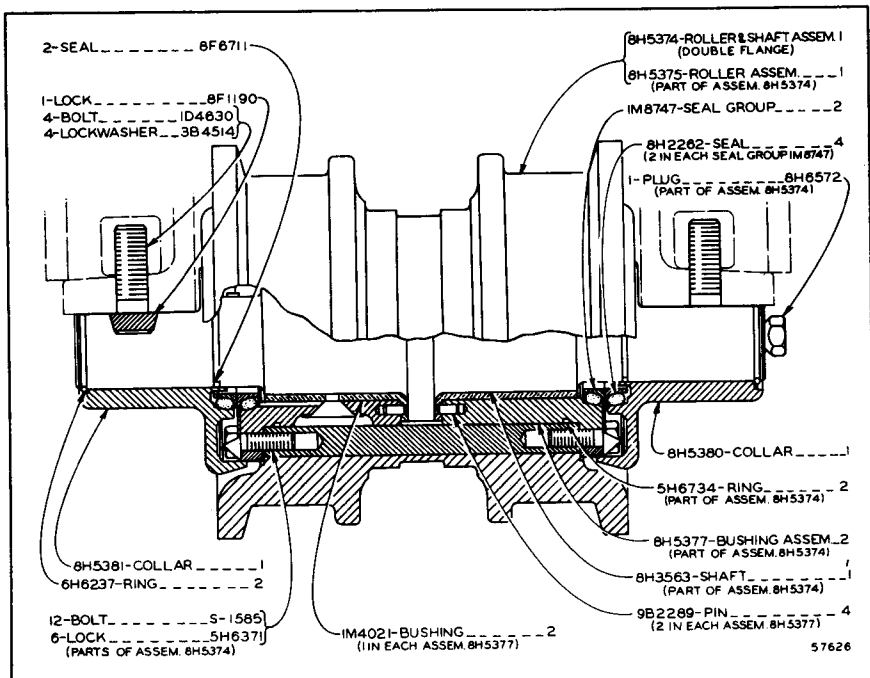
Only separate parts serviced. When complete Group is required order 8H5372

Note: 2H9482 Relief Valve is available, see Page 222

ALWAYS GIVE SERIAL NUMBER WHEN ORDERING PARTS



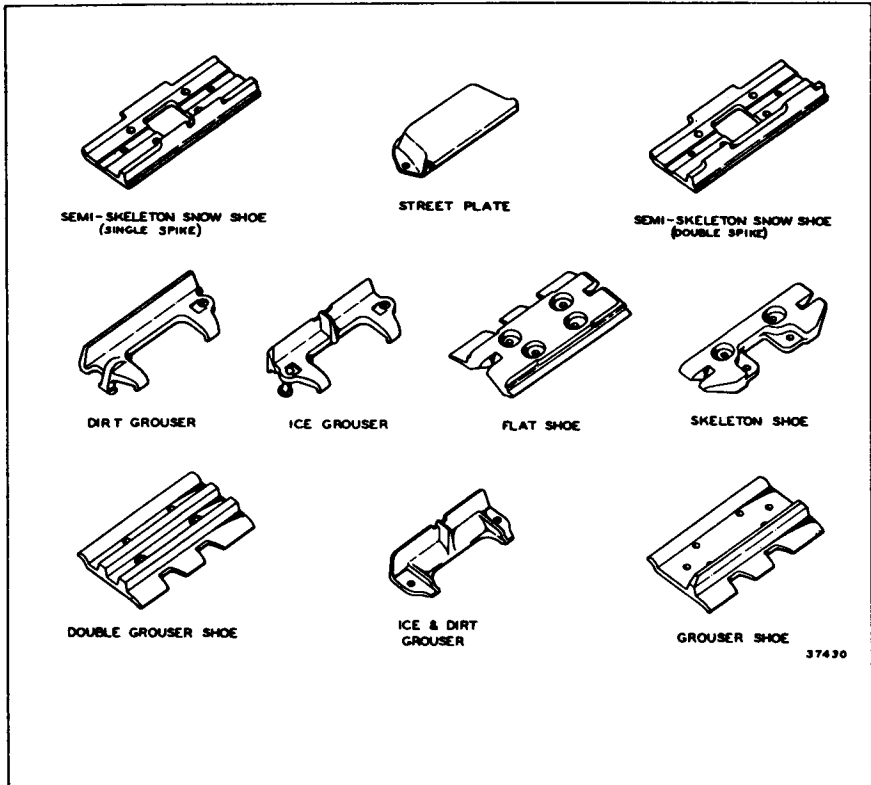
**8H5371 TRACK ROLLER GROUP—Single Flange—6 Groups Required**



**8H5372 TRACK ROLLER GROUP—Double Flange—6 Groups Required**

ONLY "CATERPILLAR" PARTS GIVE "CATERPILLAR" PERFORMANCE





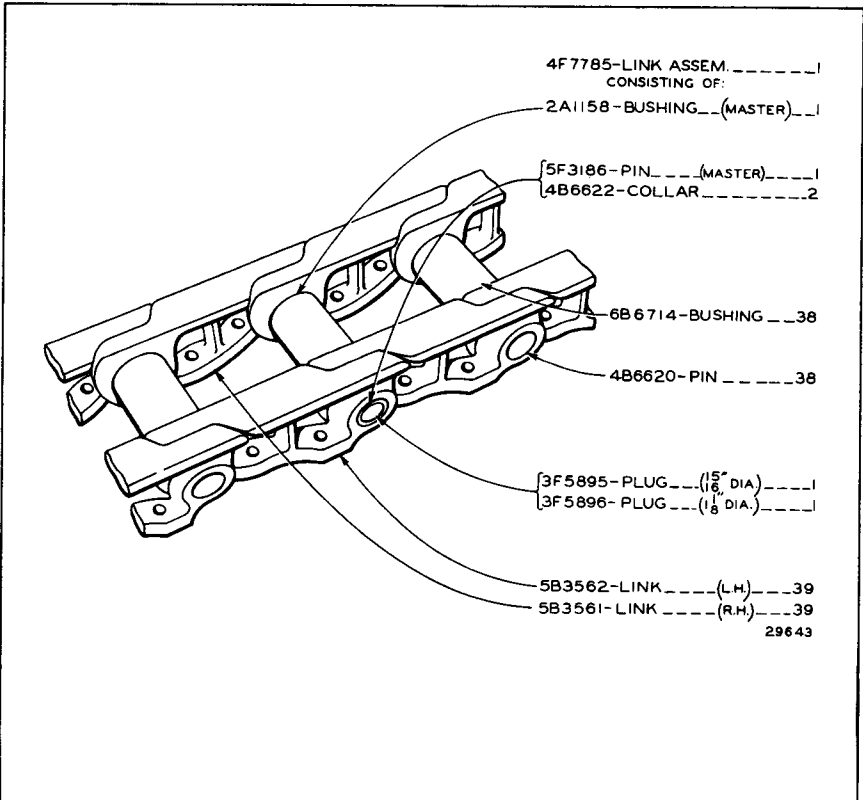
NAME	GROUP NUMBERS (Hardware Included)		GROUSER OR STREET PLATE			
	Full Set	Half Set	Part Number	Full Set Quantity	Half Set Quantity	For Use on Track Shoes
Ice & Dirt Grouser	9F857	9F854	1B7686	78	40	1B7806, 1B8552, 3B3447, 3B3448, 1B7942 & 1B8799
Street Plate	4F7783	4F7784	3547-A	78	40	
Ice Grouser	9F855	9F853	6F5803 R.H. 6F5804 L.H.	39 39	20 20	1B6702
Dirt Grouser	9F856	9F852	1B6705 R.H. 1B6706 L.H.	39 39	20 20	1B6702

NOTE: S-1576 Bolt—2 Req'd. for each Grouser 1B7686  
 S-1578 Bolt—2 Req'd. for each Street Plate 3547-A  
 1B9238 Bolt—2 Req'd. for each Grouser 6F5803, 6F5804, 1B6705 & 1B6706  
 1B4206 Nut (Used with S-1576)  
 1B4332 Nut (Used with 1B9238)  
 3B4510 Lockwasher (Used with S-1576)  
 3B4514 Lockwasher (Used with 1B9238)  
 2869-A Washer (Used with 1B9238)

TRACK SHOES, GROUSERS AND STREET PLATES

ONLY "CATERPILLAR" PARTS GIVE "CATERPILLAR" PERFORMANCE

"CATERPILLAR" D8 TRACTOR



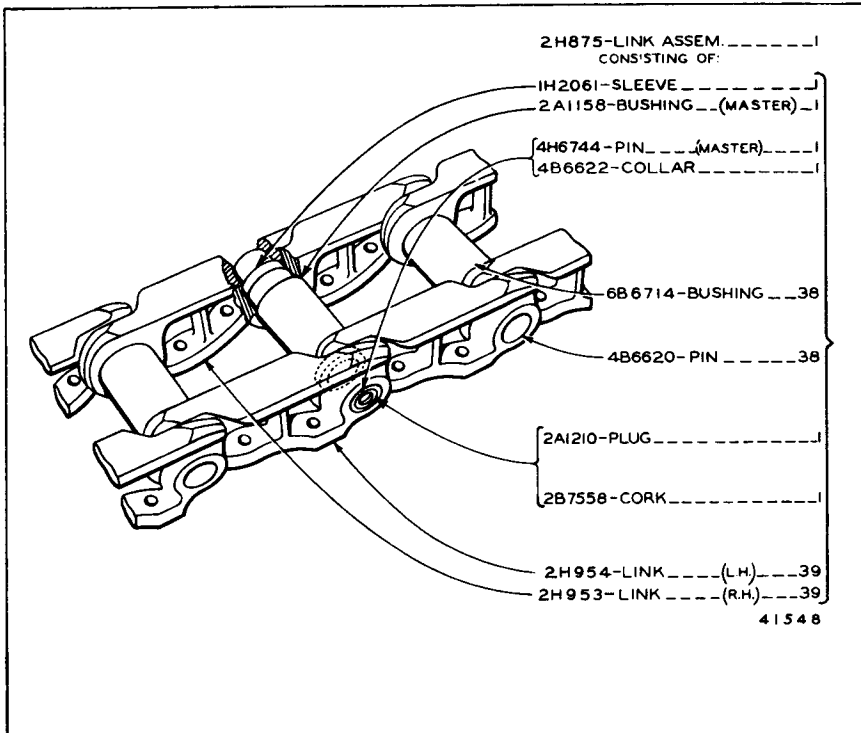
NAME	TRACK SHOE (39 Req'd. for One Track)	TRACK GROUP (Complete with Hardware) 2 Req'd.
18" Grouser Shoe	1B7806	8F3984
18" Flat Shoe	1B6702	8F3983
20" Grouser Shoe—H.T.	1B8552	4F7780
20" Semi-Skeleton Snow Shoe	(S.S.) 3B3447 (19 Req'd.) (D.S.) 3B3448 (20 Req'd.)	8F3985
22" Grouser Shoe—H.T.	1B7942	4F7781
24" Grouser Shoe—H.T.	1B8799	4F7782
28" Off Set Grouser Shoe—H.T.	8F3347	9F896

NOTE: 7F8619 Track Shoe Bolt—156 Req'd. for One Track  
 1B4434 Nut (Used with 7F8619)  
 1B8589 Lockwasher (Used with 7F8619)  
 H.T. = Heat Treated; D.S. = Double Spike; S.S. = Single Spike

**TRACK GROUPS—2 Groups Required**

Serial No. 2U15001 to 2U19948 inclusive. 6F2288 Track Pin and Bushing Group, consisting of a complete set of Pins and Bushings for one Track, is available

**ALWAYS GIVE SERIAL NUMBER WHEN ORDERING PARTS**



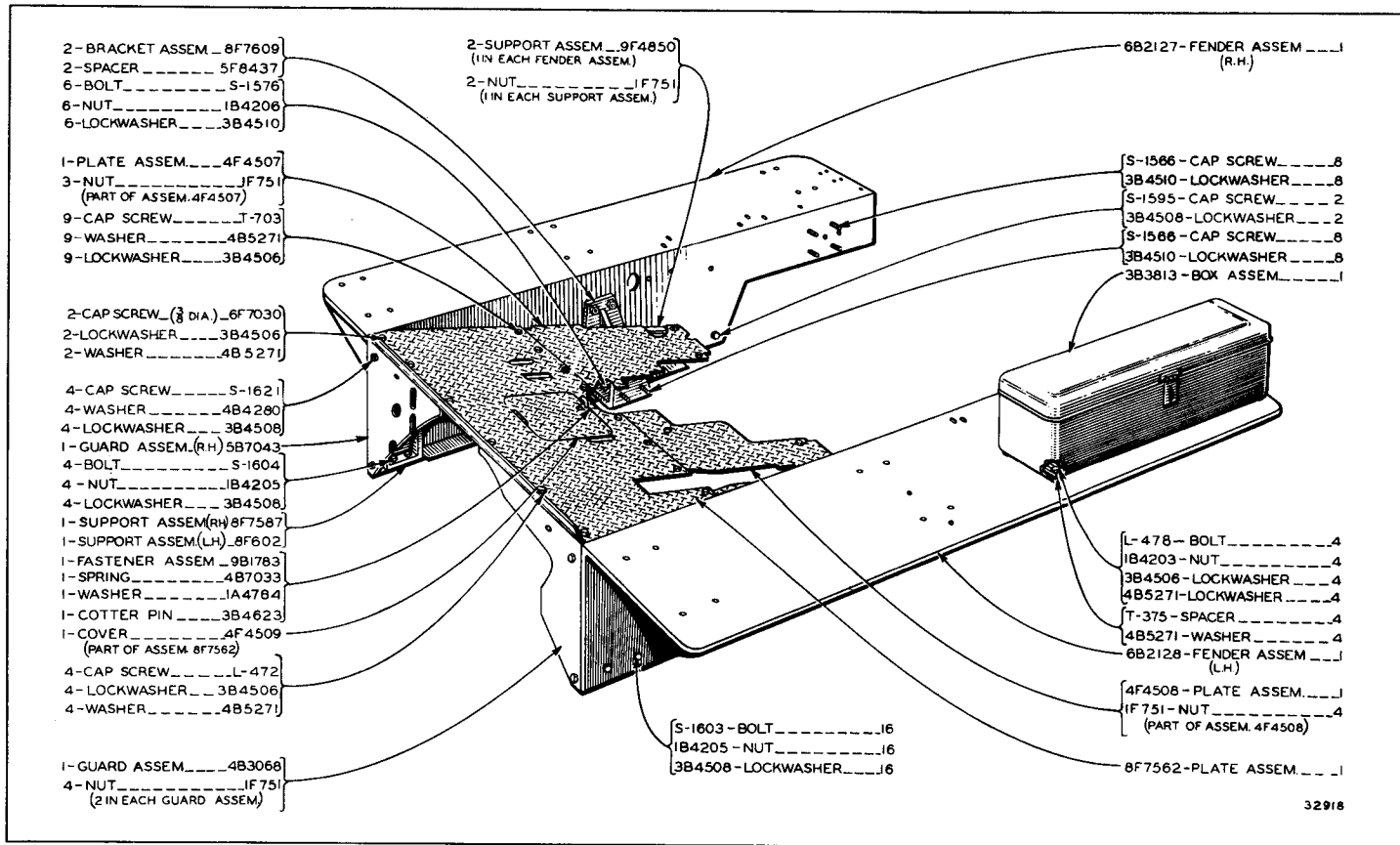
NAME	TRACK SHOE (39 Req'd. for One Track)	TRACK GROUP (Complete with Hardware) 2 Req'd.
18" Grouser Shoe	1B7806	2H879
18" Double Grouser Shoe	5H2444	5H2466
18" Flat Shoe	1B6702	2H880
20" Grouser Shoe—H.T.	1B8552	2H877
20" Semi-Skeleton Snow Shoe	(S.S.) 3B3447 (19 Req'd.) (D.S.) 3B3448 (20 Req'd.)	2H881
22" Grouser Shoe—H.T.	1B7942	2H6039
22" Double Grouser Shoe	5H2455	5H2456
24" Grouser Shoe—H.T.	1B8799	2H876
28" Grouser Shoe—H.T.—Offset	8F3347	2H878

NOTE: 7F8619 Track Shoe Bolt—156 Req'd. for One Track  
 1B4434 Nut (Used with 7F8619)  
 1B8589 Lockwasher (Used with 7F8619)  
 H.T. = Heat Treated; D.S. = Double Spike; S.S. = Single Spike

**TRACK GROUPS (2 Groups Req'd.)**

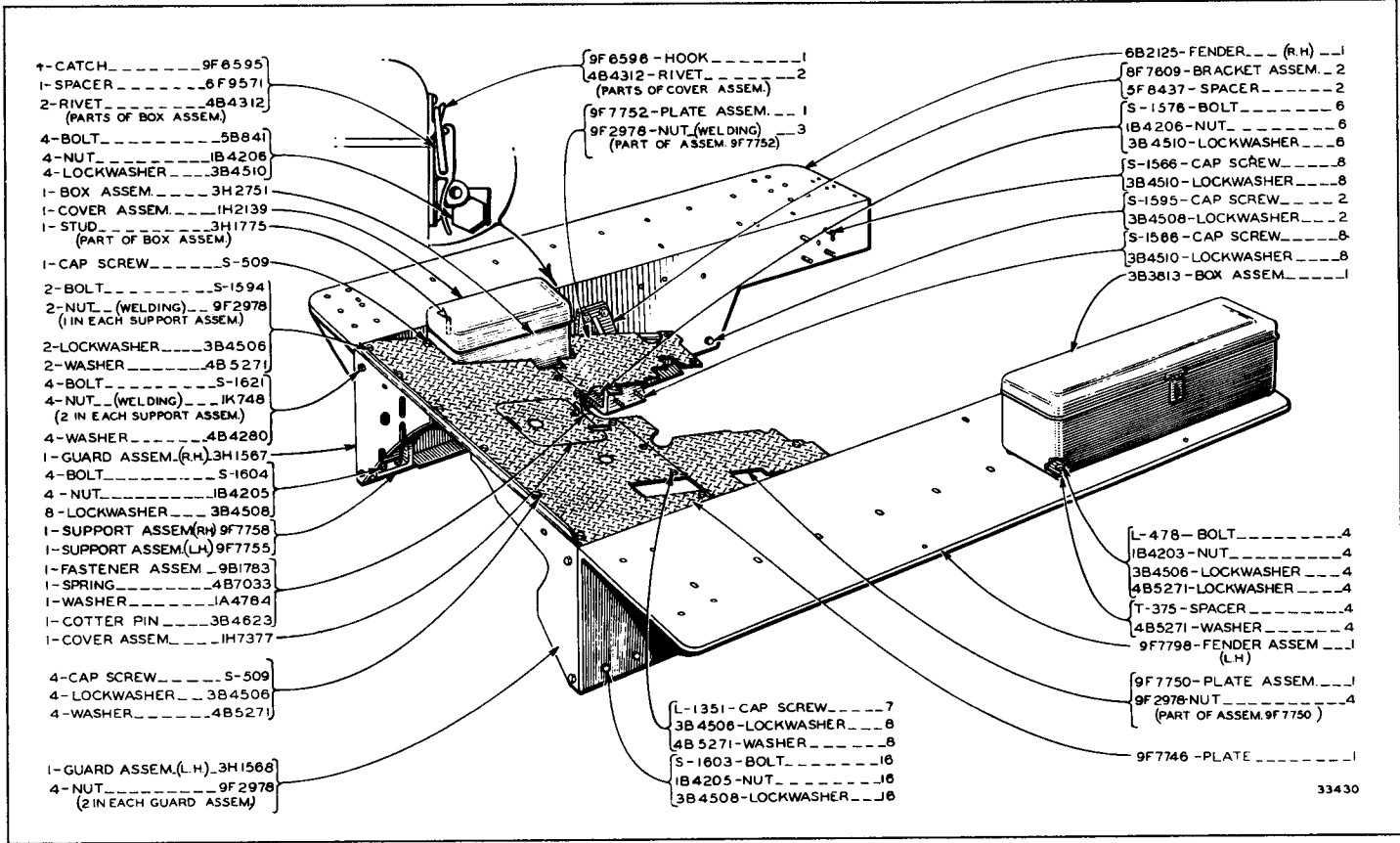
Effective with Serial No. 2U19949, 6F2288 Track Pin and Bushing Group, Consisting of a Complete Set of Pins and Bushings for One Track, is Available

**ONLY "CATERPILLAR" PARTS GIVE "CATERPILLAR" PERFORMANCE**



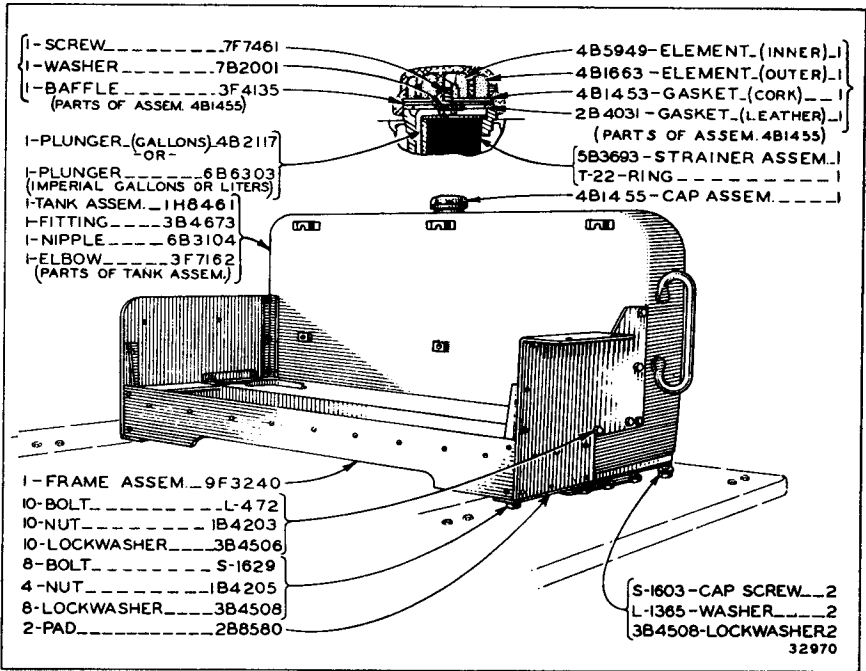
32918

FENDERS, PLATFORM AND TOOL BOX  
 Serial No. 2U15001 to 2U21512 inclusive

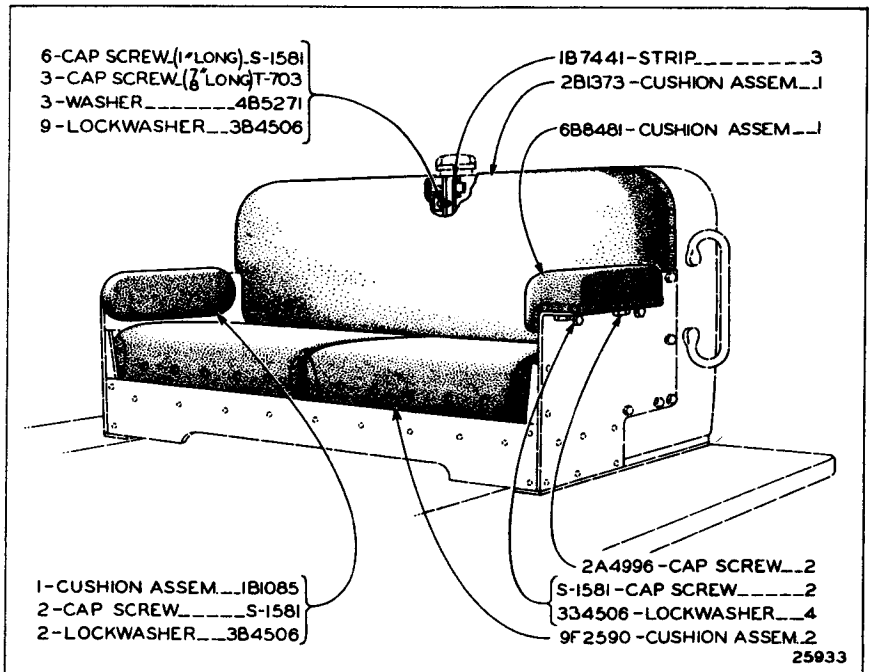


33430

FENDERS, PLATFORM AND TOOL BOX  
 Effective with Serial No. 2U21513



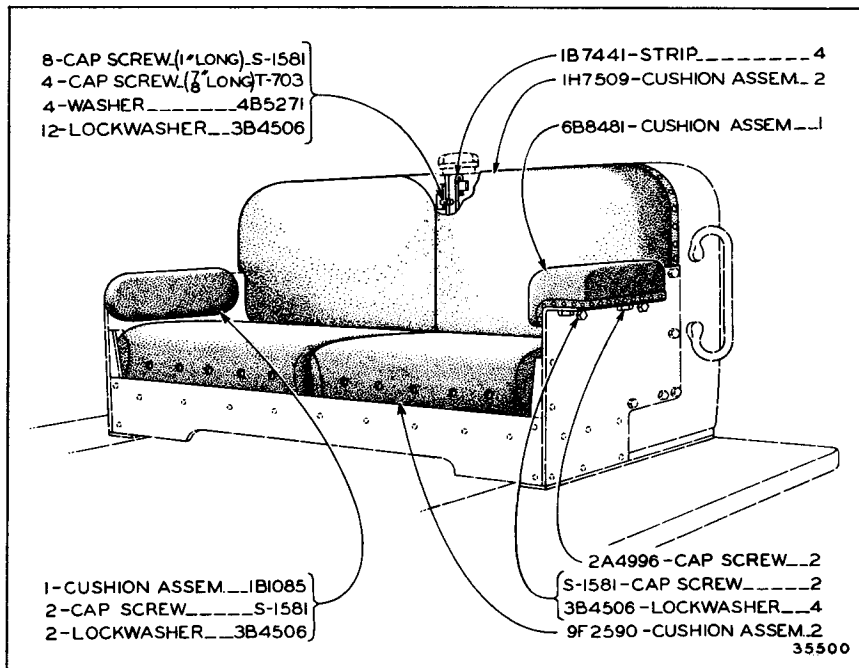
FUEL TANK AND SEAT FRAME



SEAT CUSHIONS

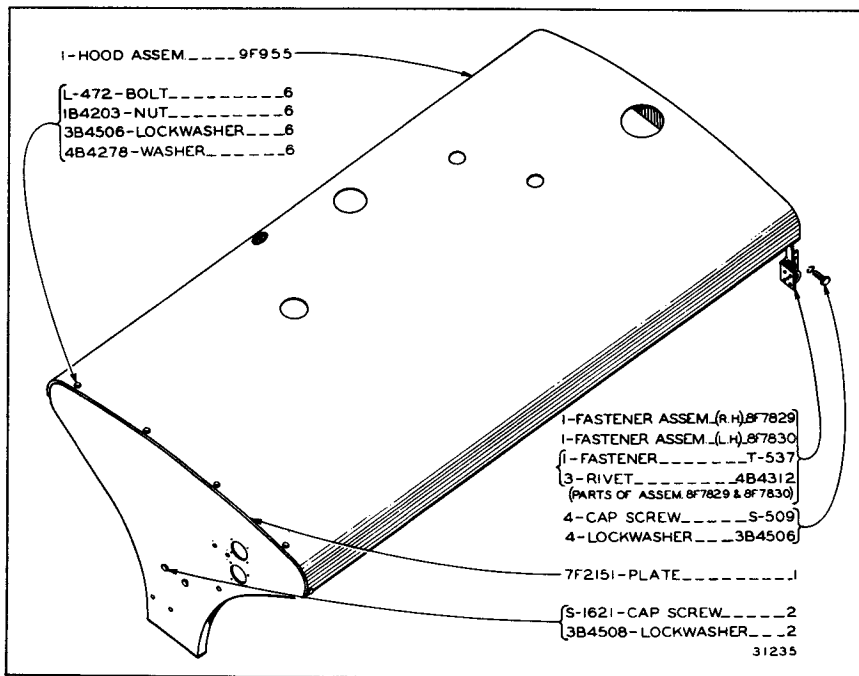
Serial No. 2U15001 to 2U17130 inclusive

ALWAYS GIVE SERIAL NUMBER WHEN ORDERING PARTS



**SEAT CUSHIONS**

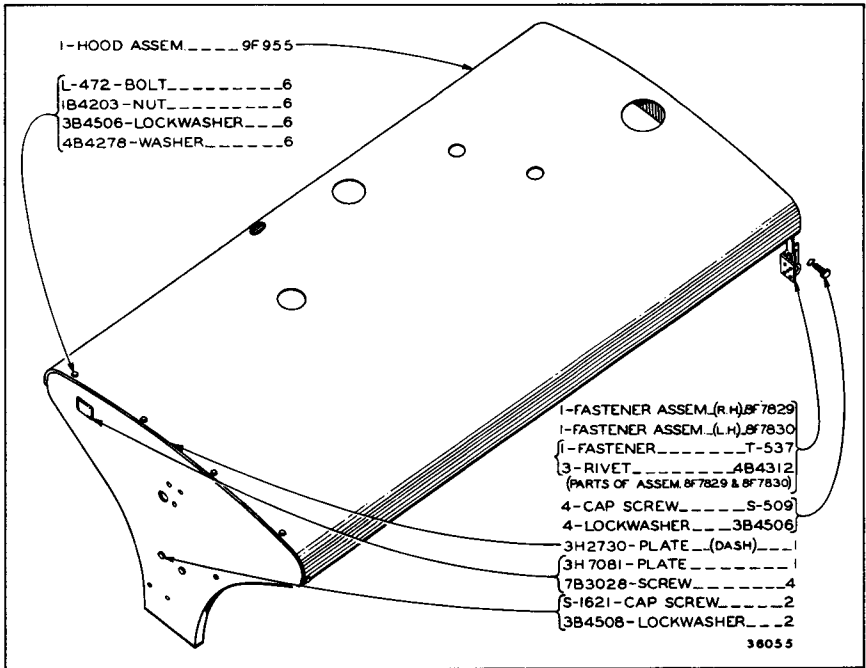
Effective with Serial No. 2U17131



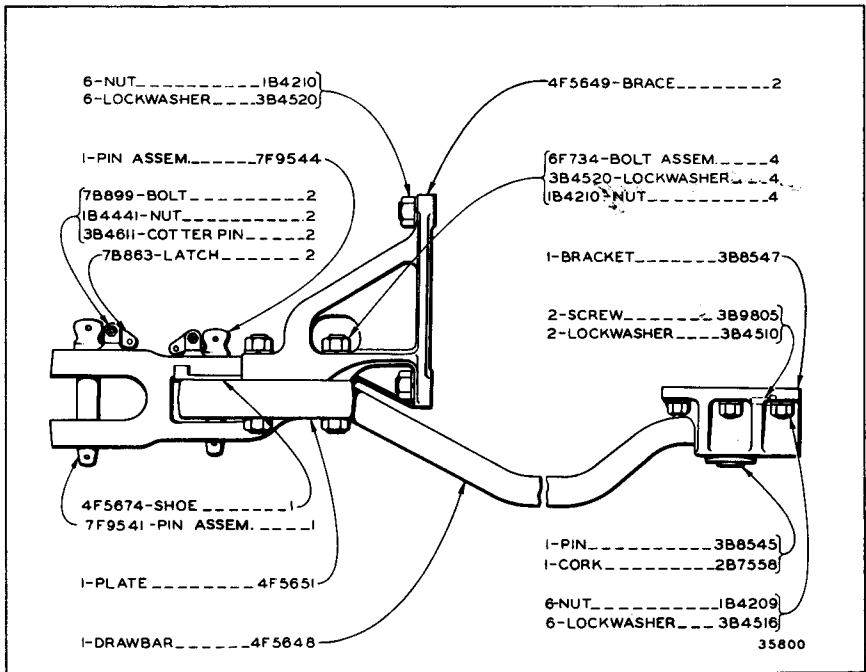
**6F8905 HOOD AND DASH GROUP**

Serial No. 2U15001 to 2U21512 inclusive  
 Refer also to Page 214 for special parts

**ONLY "CATERPILLAR" PARTS GIVE "CATERPILLAR" PERFORMANCE**



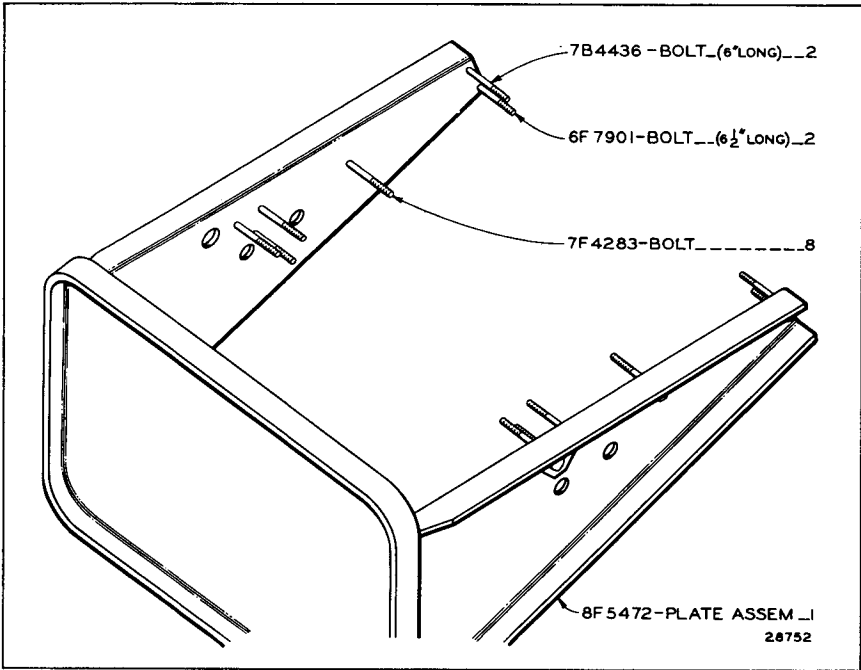
**6F8905 HOOD AND DASH GROUP**  
Effective with Serial No. 2U21513  
Refer also to Page 214 for special parts



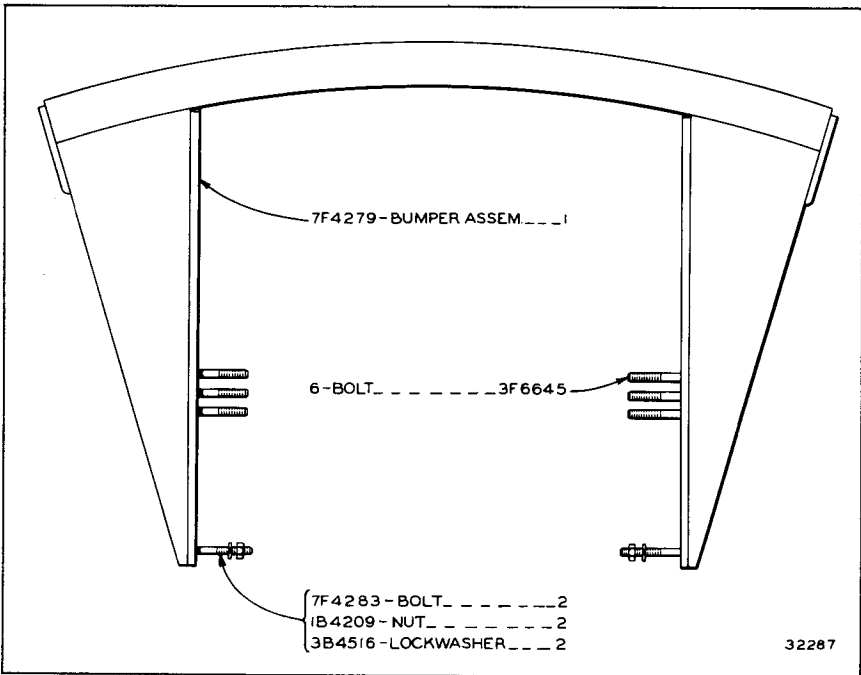
**DRAWBAR**

ALWAYS GIVE SERIAL NUMBER WHEN ORDERING PARTS





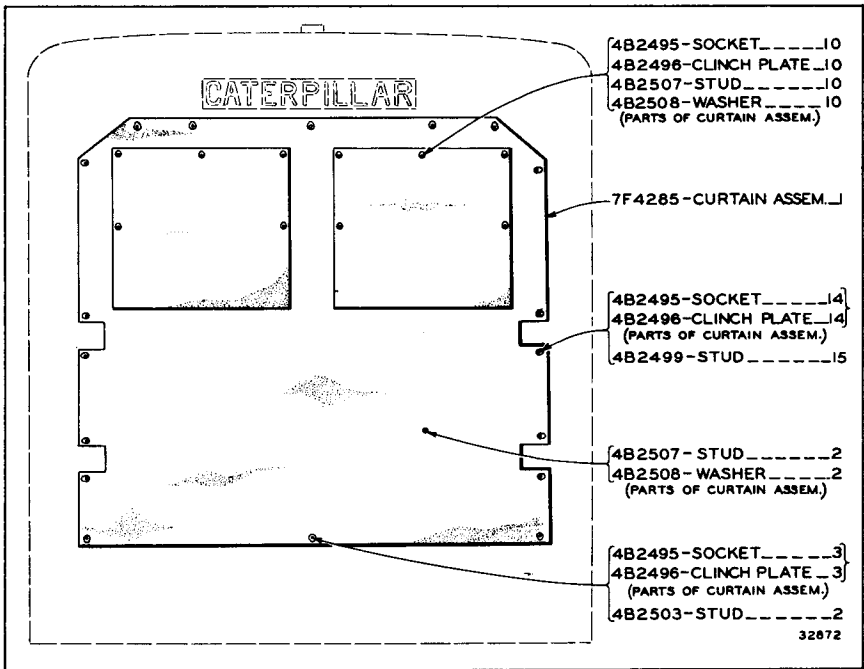
8F5990 PUSH BUMPER GROUP



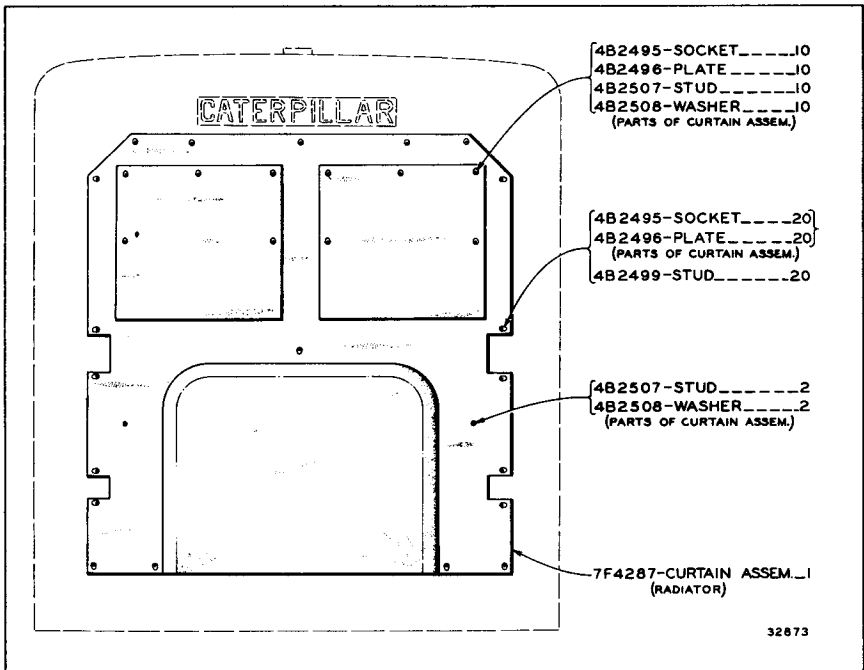
FRONT BUMPER

32287

ONLY "CATERPILLAR" PARTS GIVE "CATERPILLAR" PERFORMANCE

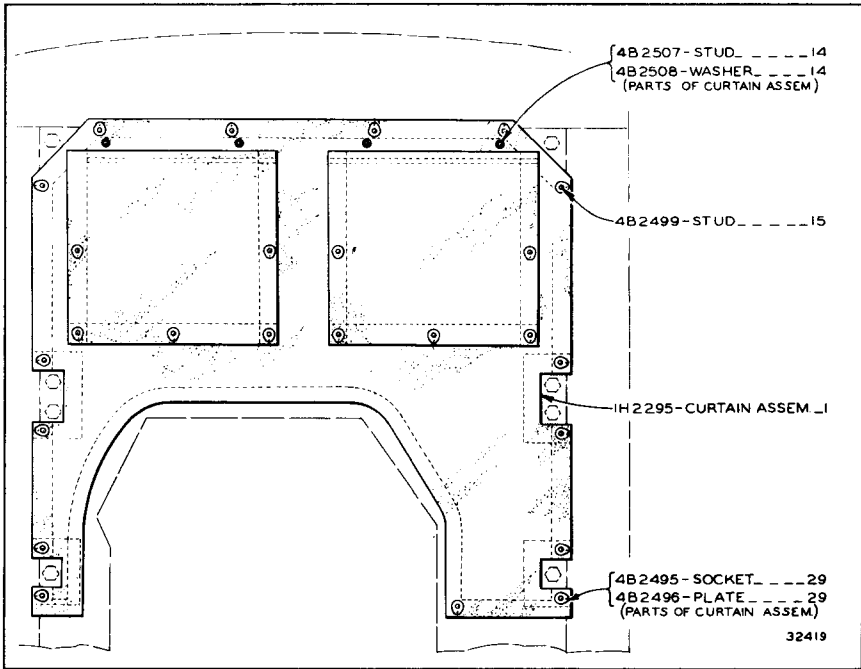


**7F4286 RADIATOR CURTAIN GROUP**  
 For use without Cable Control or Hydraulic Control



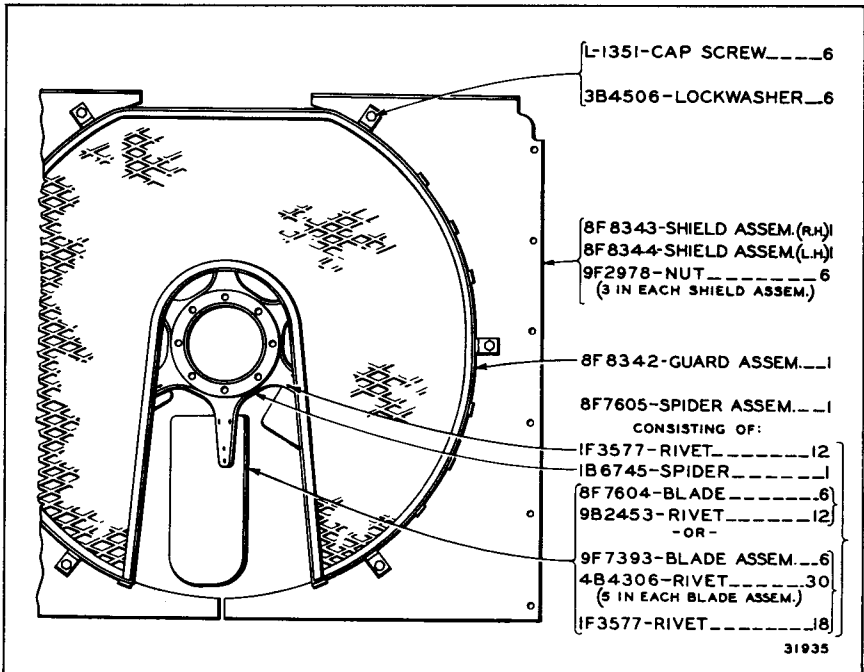
**7F4289 RADIATOR CURTAIN GROUP**  
 For use with Hydraulic Control

ALWAYS GIVE SERIAL NUMBER WHEN ORDERING PARTS



**IH2296 RADIATOR CURTAIN GROUP**

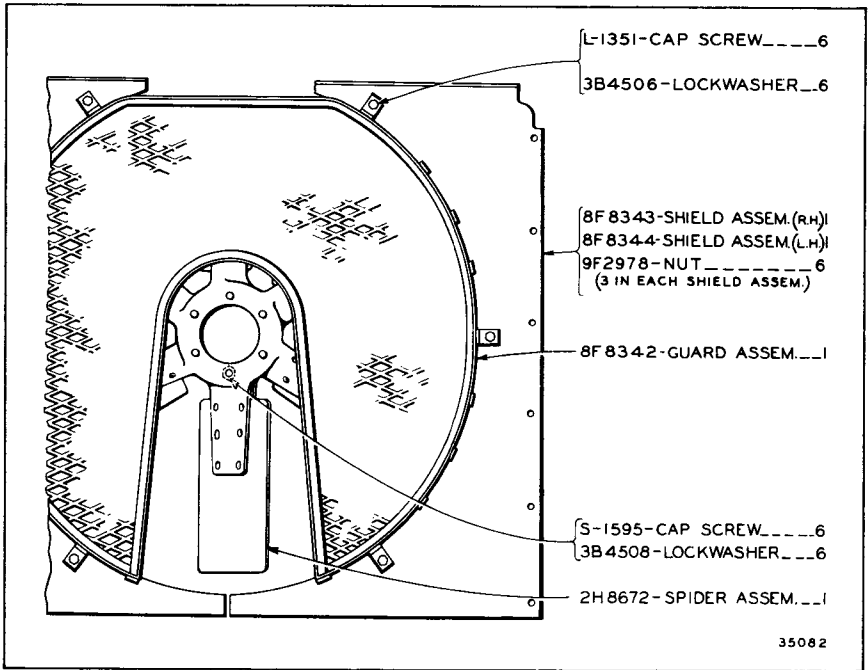
For use with Front Cable Control



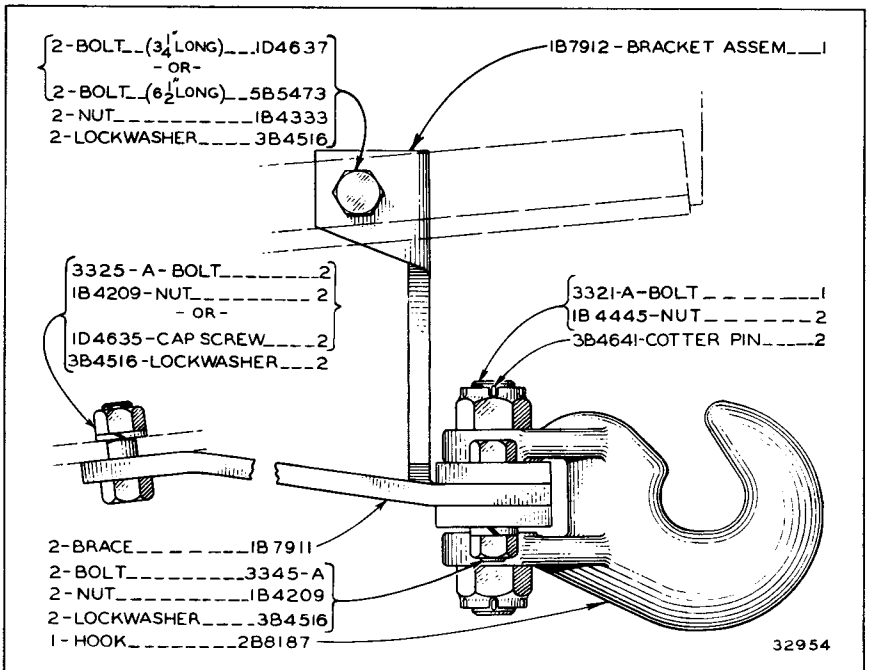
**8F8395 FAN AND GUARD GROUP—Blower Type—33" Diameter**

Serial No. 2U15001 to 2U19071 inclusive

ONLY "CATERPILLAR" PARTS GIVE "CATERPILLAR" PERFORMANCE

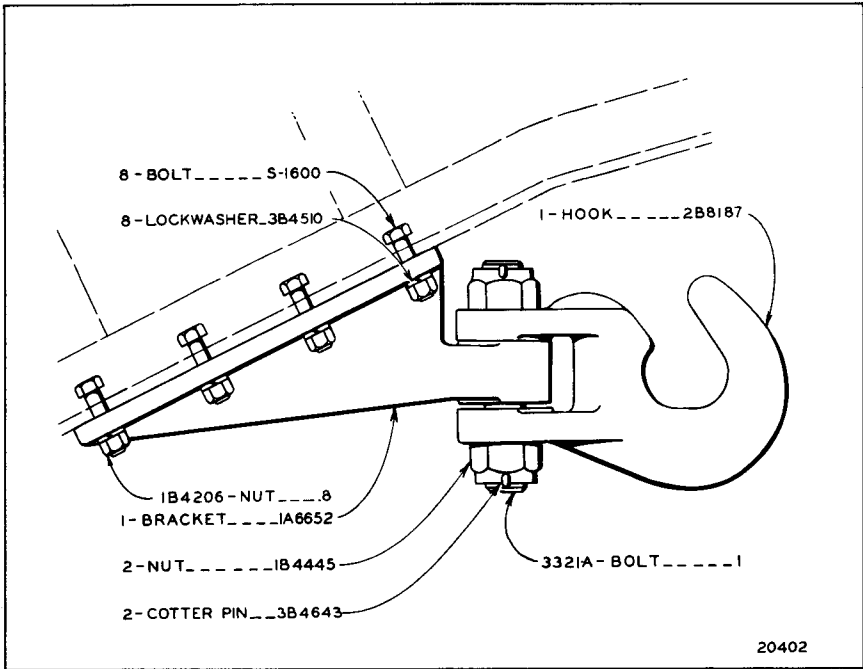


3H511 FAN AND GUARD GROUP—Blower Type—33" Diameter  
 Effective with Serial No. 2U19072

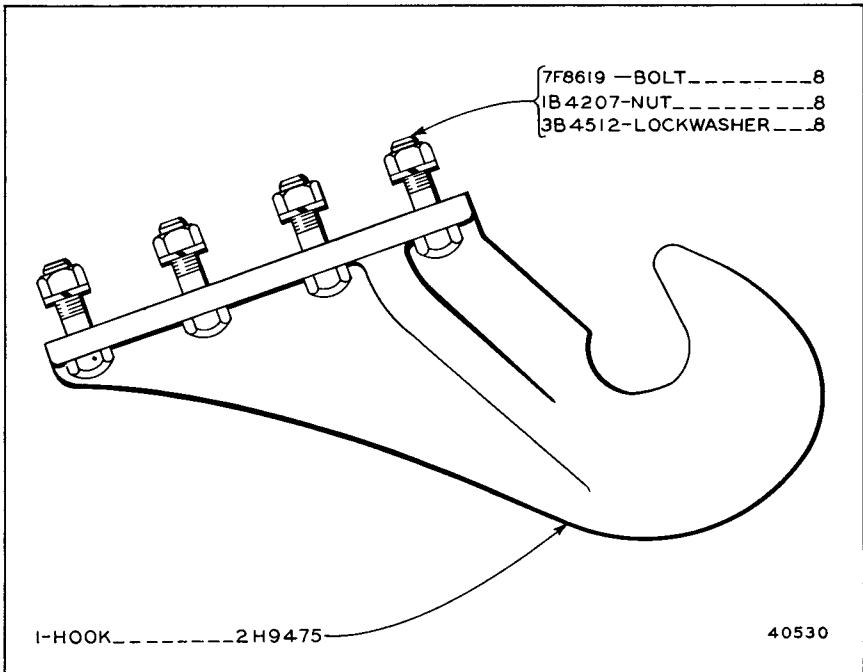


IB753 FRONT PULL HOOK GROUP

ALWAYS GIVE SERIAL NUMBER WHEN ORDERING PARTS

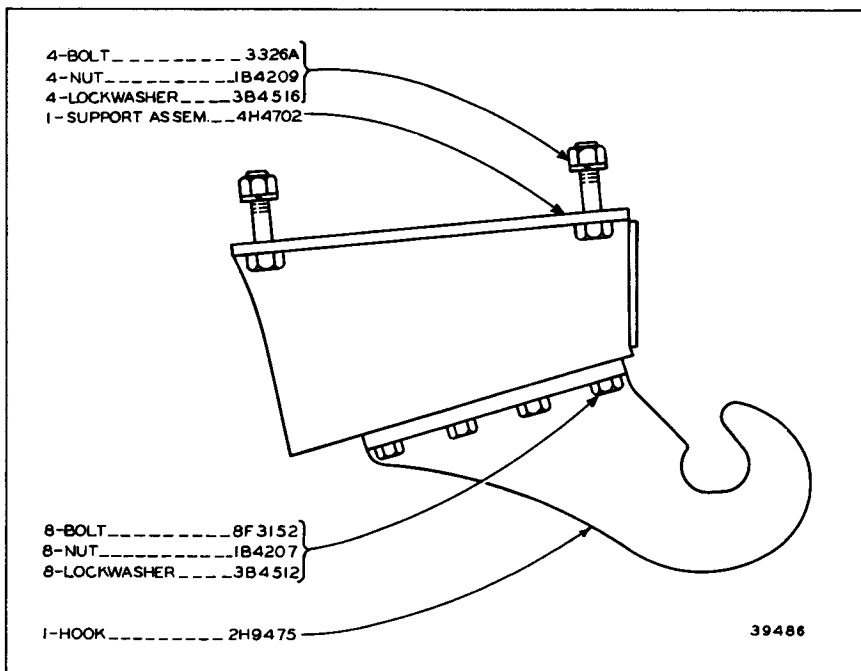


**IB7754 FRONT PULL HOOK GROUP**  
 Serial No. 2U15001 to 2U21512 inclusive  
 For use with Crankcase Guard

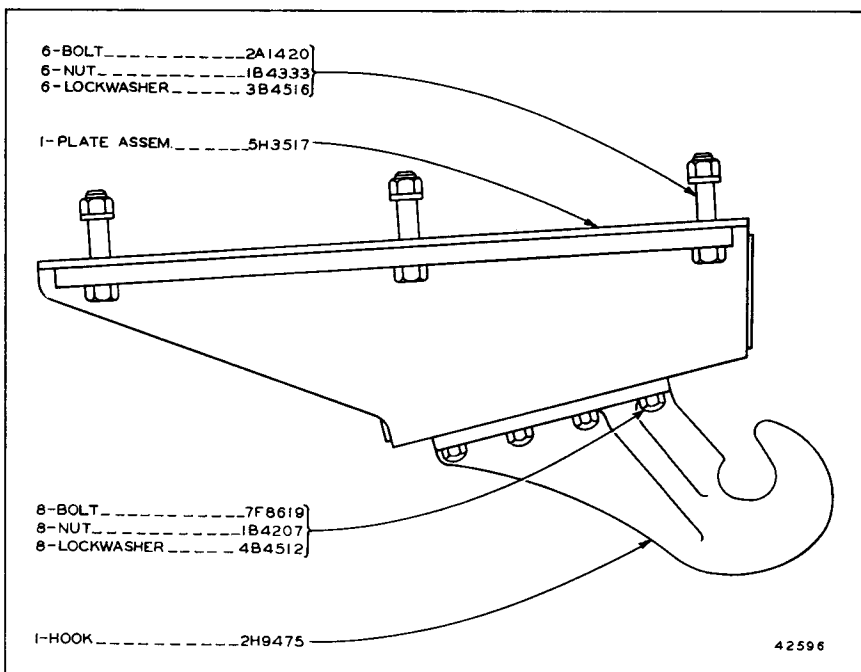


**2H9476 FRONT PULL HOOK GROUP**  
 Effective with Serial No. 2U21513  
 For use with Crankcase Guard

ONLY "CATERPILLAR" PARTS GIVE "CATERPILLAR" PERFORMANCE

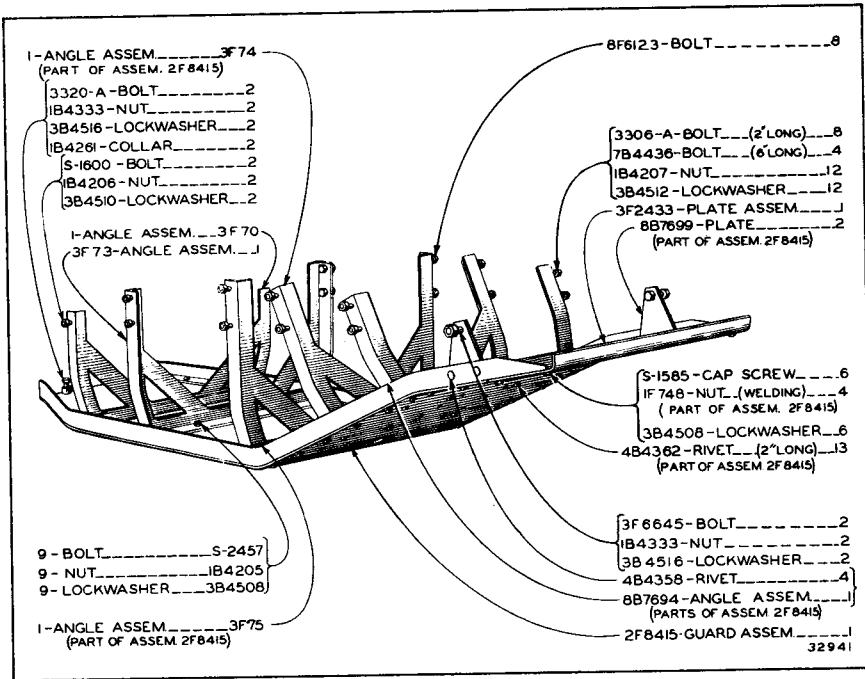
**4H4700 FRONT PULL HOOK GROUP**

Effective with Serial No. 2U21513  
 For use without Crankcase Guard

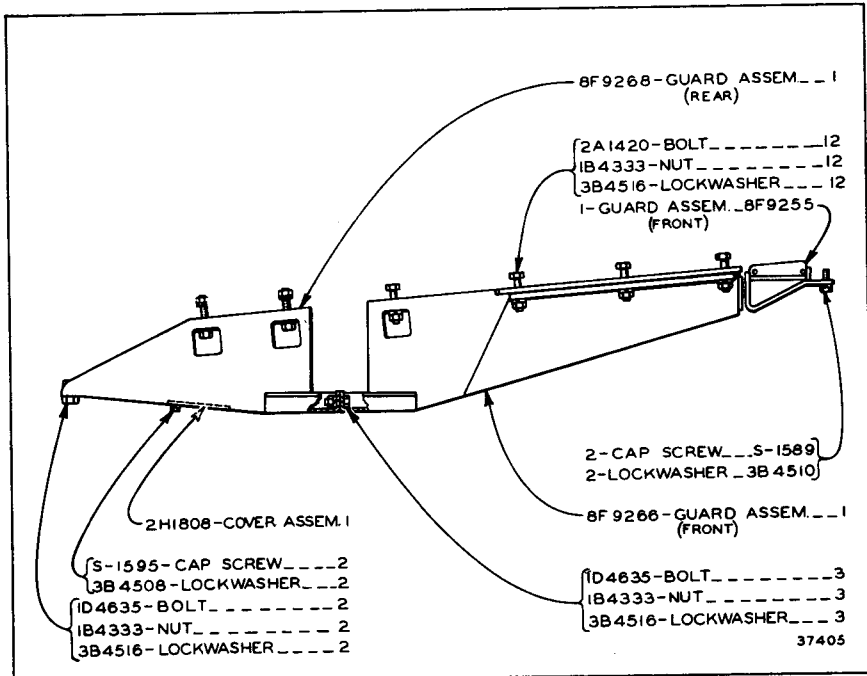
**5H8926 FRONT PULL HOOK GROUP**

Effective with Serial No. 2U21513  
 For use without Crankcase Guard

ALWAYS GIVE SERIAL NUMBER WHEN ORDERING PARTS

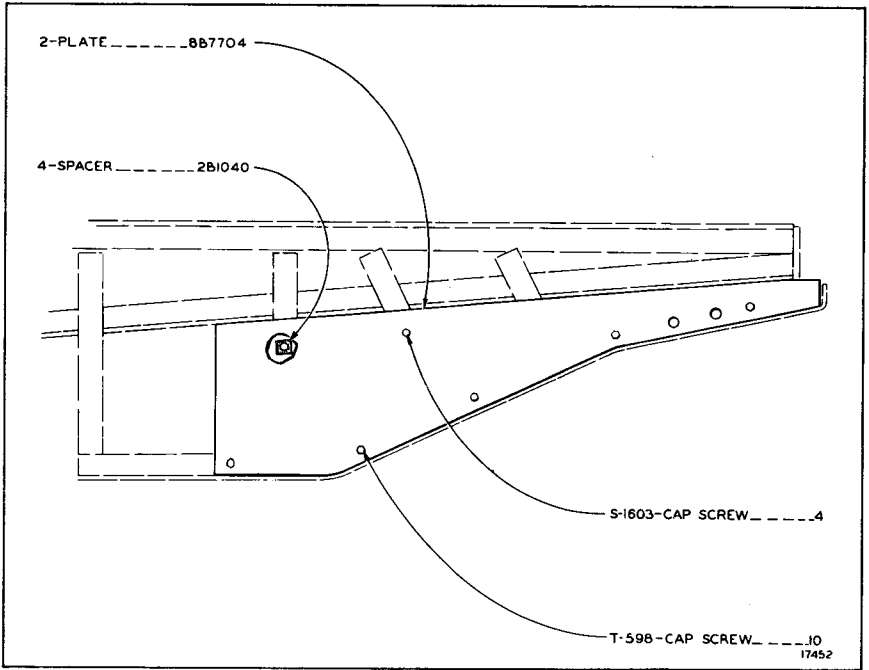


**3F76 CRANKCASE GUARD GROUP**  
Serial No. 2U15001 to 2U21512 inclusive

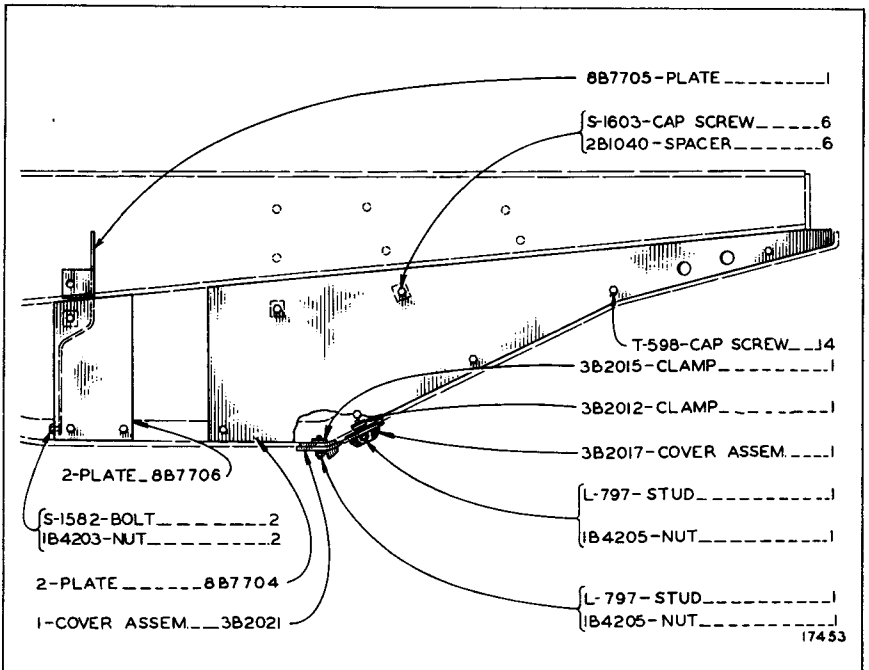


**8F9400 CRANKCASE GUARD GROUP**  
Effective with Serial No. 2U21513

ONLY "CATERPILLAR" PARTS GIVE "CATERPILLAR" PERFORMANCE



8B7703 CRANKCASE SIDE GUARD GROUP

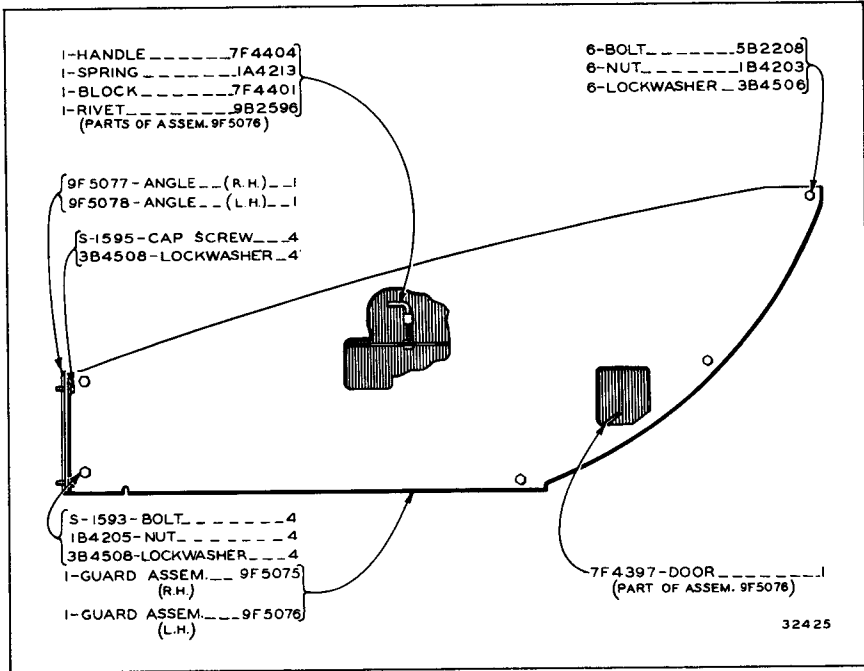


8B7707 FROST PAN GROUP

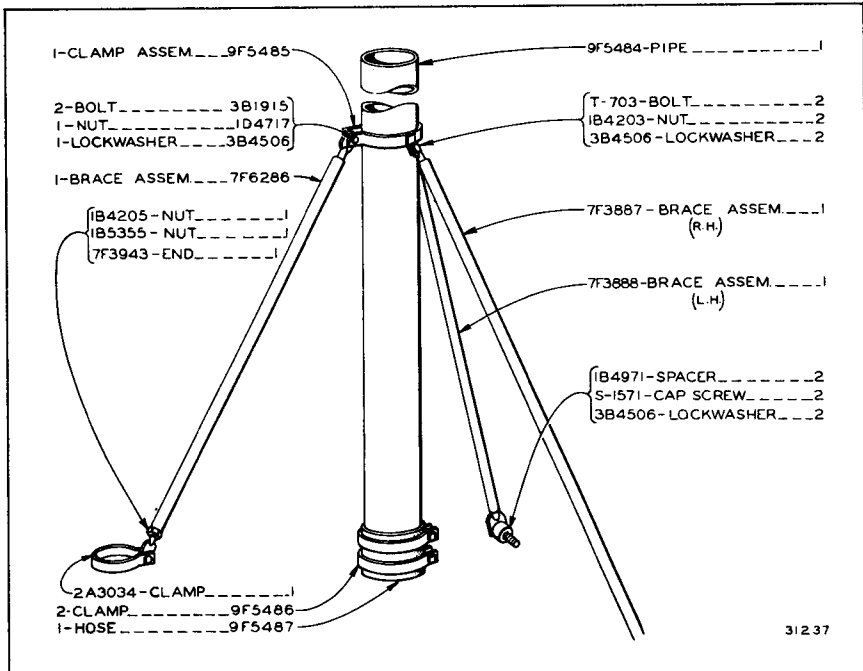
For use with 3F76 Crankcase Guard Group shown on Page 147

ALWAYS GIVE SERIAL NUMBER WHEN ORDERING PARTS





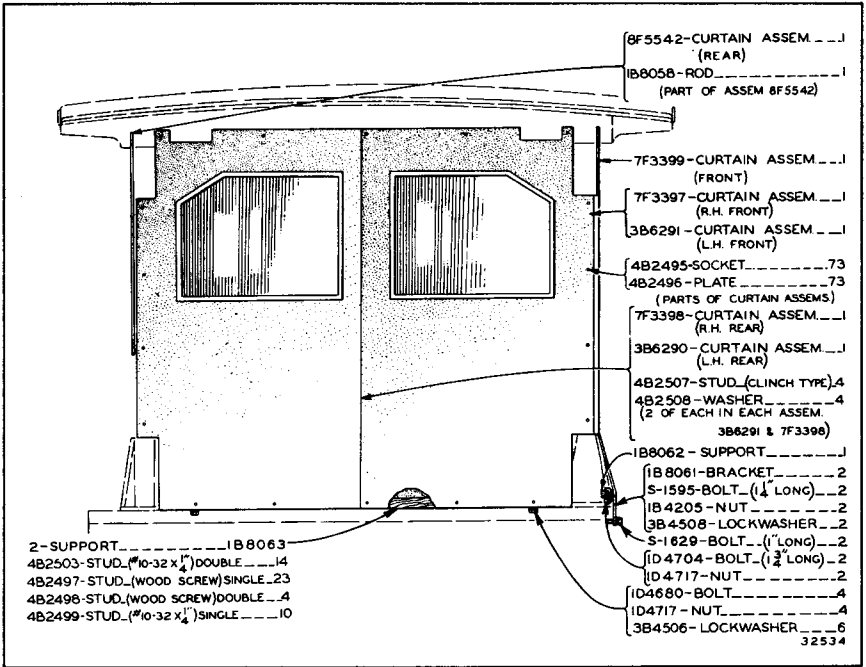
9F5079 BRUSH GUARD GROUP



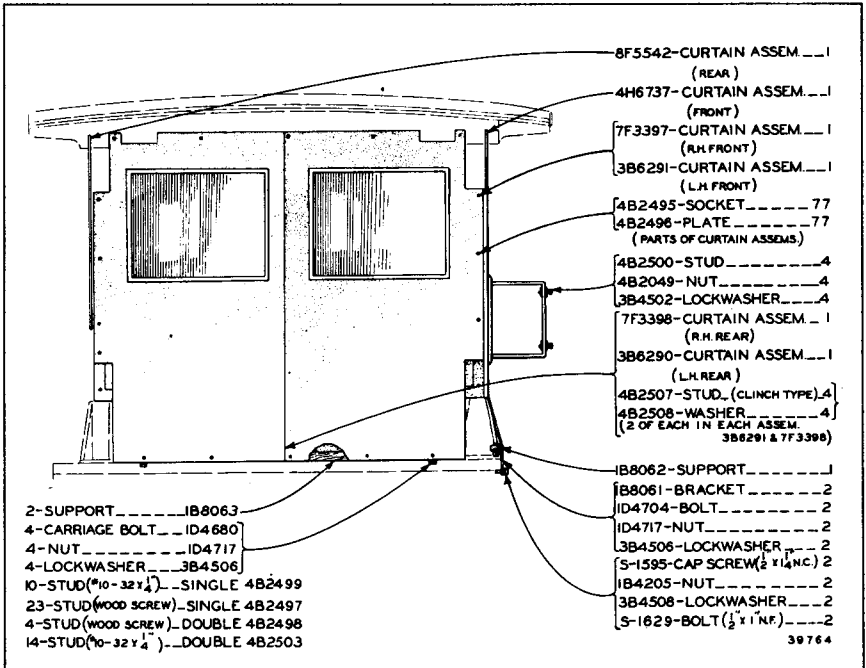
9F5489 AIR CLEANER INLET PIPE EXTENSION GROUP

ONLY "CATERPILLAR" PARTS GIVE "CATERPILLAR" PERFORMANCE

"CATERPILLAR" D8 TRACTOR

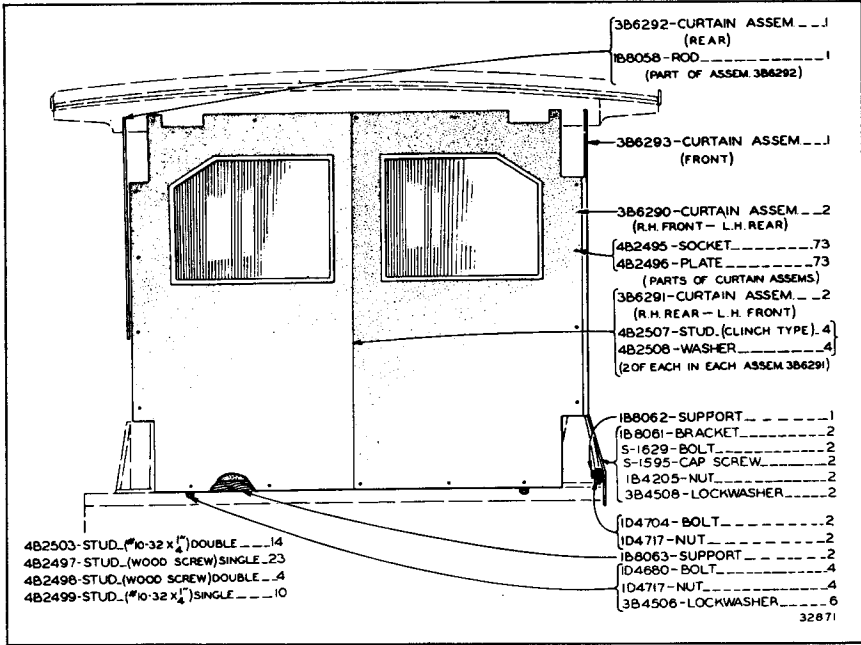


**7F3396 CANOPY CURTAIN GROUP**  
Serial No. 2U15001 to 2U21512 inclusive  
For use with Rear Cable Controls



**4H6738 CANOPY CURTAIN GROUP**  
Effective with Serial No. 2U21513  
For use with Rear Cable Controls

ALWAYS GIVE SERIAL NUMBER WHEN ORDERING PARTS

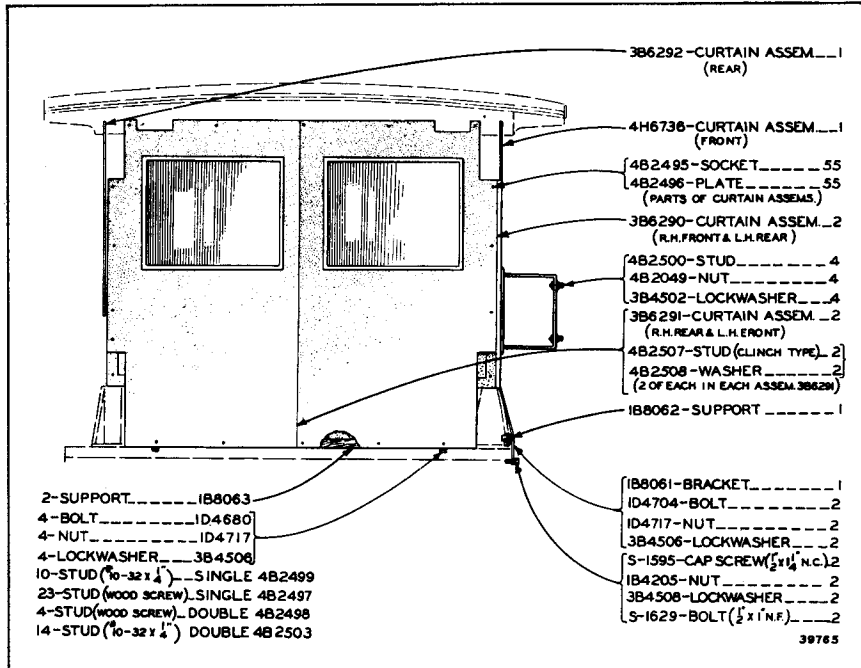


**3B4708 CANOPY CURTAIN GROUP**

Serial No. 2U15001 to 2U21512 inclusive

For use without Rear Cable Controls

For use with 3B4413 Canopy Top Group shown on Page 152



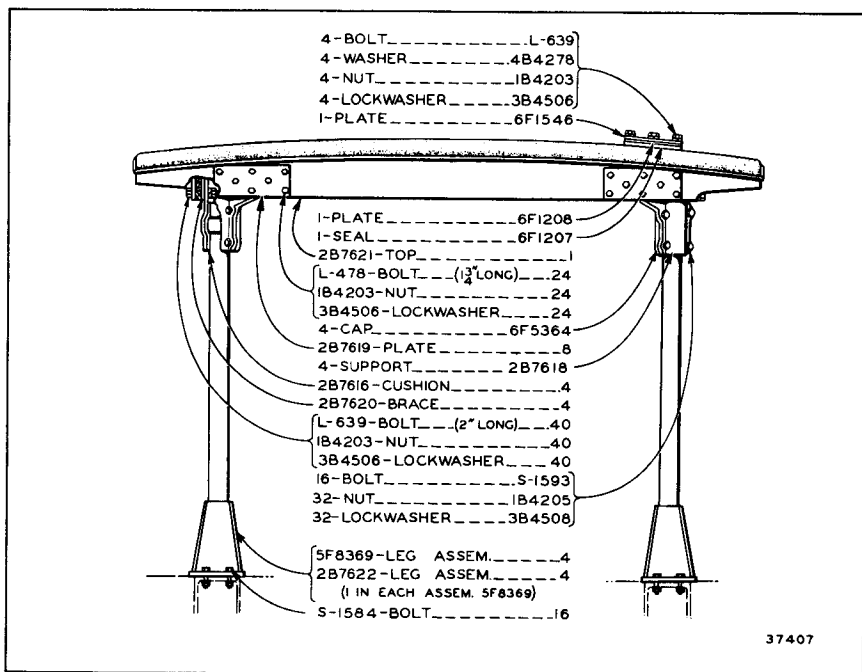
**4H6739 CANOPY CURTAIN GROUP**

Effective with Serial No. 2U21513

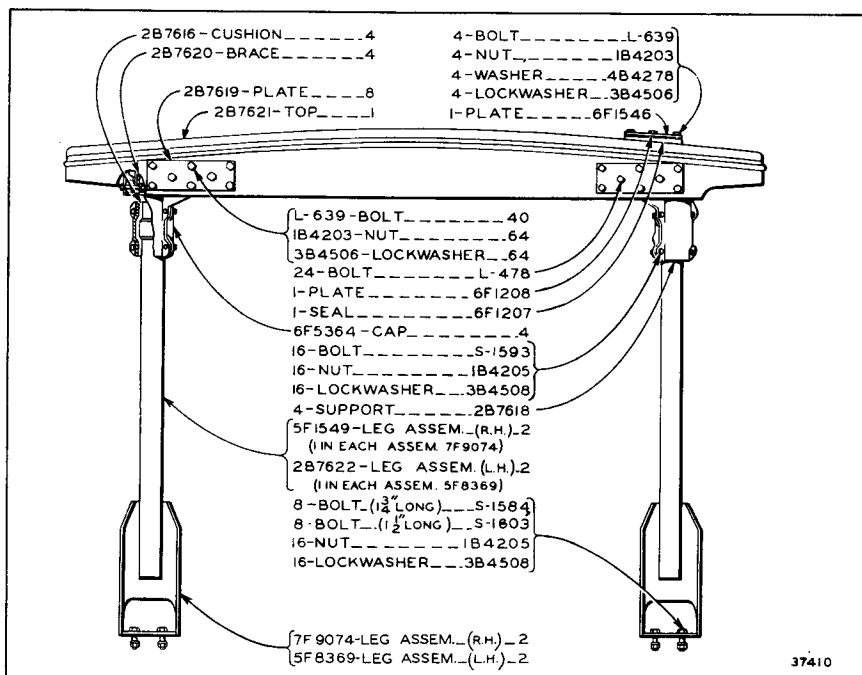
For use without Rear Cable Controls

ONLY "CATERPILLAR" PARTS GIVE "CATERPILLAR" PERFORMANCE

## "CATERPILLAR" D8 TRACTOR



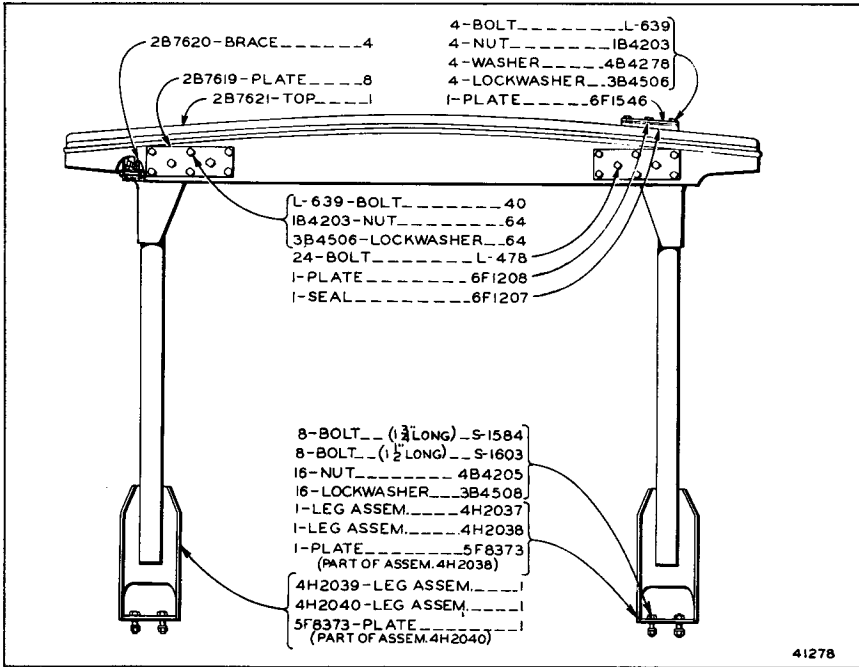
384413 CANOPY TOP GROUP



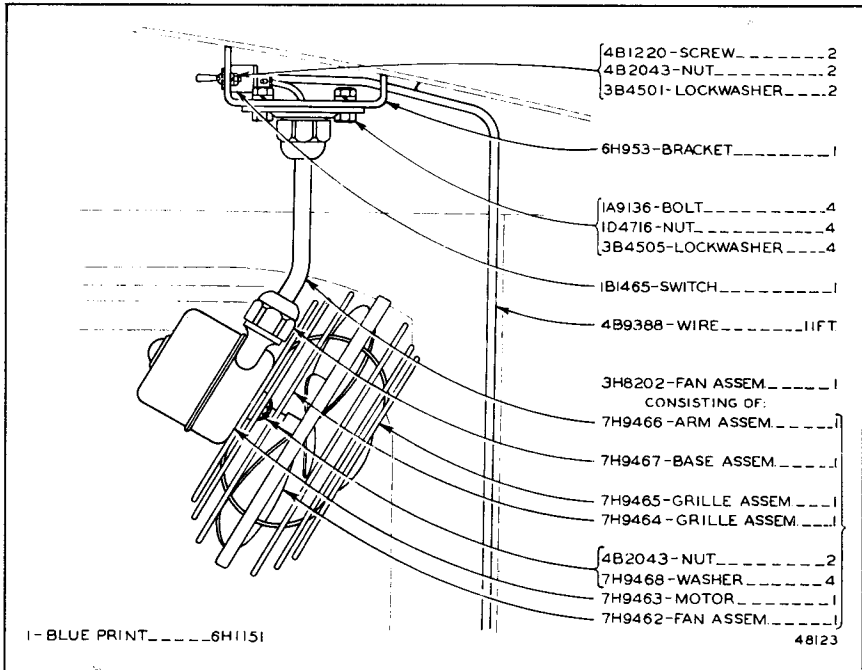
5F1510 CANOPY TOP GROUP—First Type

For use with Bulldozer when equipped with No. 25 Cable Control


ALWAYS GIVE SERIAL NUMBER WHEN ORDERING PARTS



**5F1510 CANOPY TOP GROUP—Second Type**  
For use with Bulldozer when equipped with No. 25 Cable Control



**6H1151 DEFROSTER FAN GROUP—6 Volt**  
For use with Steel Cab



**NO MATTER HOW OLD...YOUR CAT  
MACHINE WILL ALWAYS HAVE PARTS BACKING**

So long as you have Caterpillar equipment, you will be able to get genuine Caterpillar parts that fit precisely. A Caterpillar machine, old or new, will never be a "parts orphan"—you will have less down time because parts are available from your Caterpillar Dealer.

**No importa cuán vieja sea su máquina... Usted  
podrá encontrar siempre repuestos para ella**

Toda vez que usted use equipo Caterpillar, usted podrá encontrar repuestos genuinos Caterpillar que acomodarán perfectamente. Una máquina Caterpillar, vieja o nueva, está siempre protegida... y sufrirá menos paros forzosos porque contará con un servicio de repuestos.

**Por mais antiga que seja... você sempre  
obtem peças para a sua máquina "Cat"**

Enquanto você tiver máquinas Caterpillar, você sempre terá para elas, genuínas peças Caterpillar. As máquinas Caterpillar, antigas ou novas, nunca ficam paradas por falta de peças. E sofrem menos paradas forçadas porque o distribuidor Caterpillar tem peças de substituição.

**Pas de limite d'âge pour les machines Caterpillar  
Vous trouvez toujours la pièce qu'il vous faut**

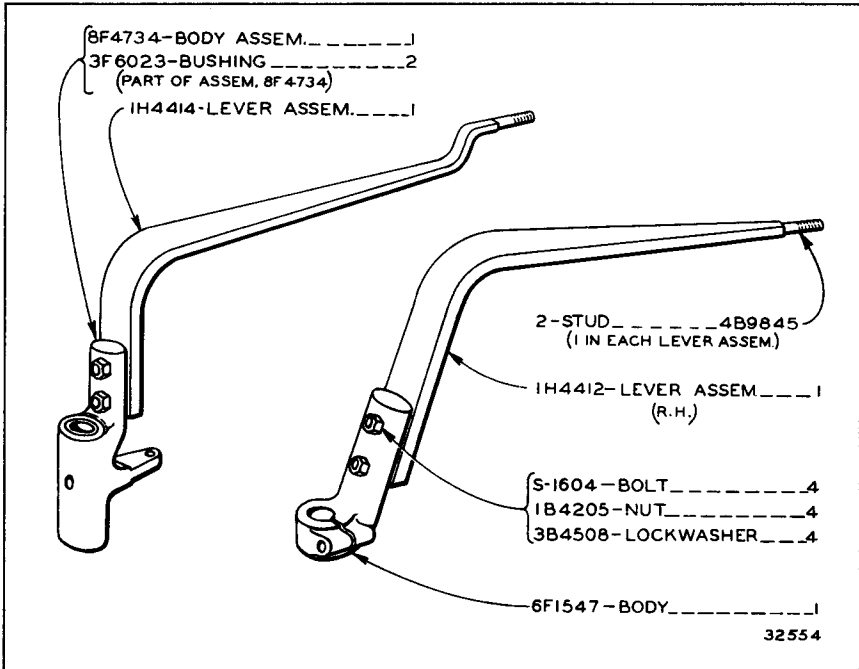
Aussi longtemps que vous conserverez votre matériel Caterpillar, vous trouverez sans difficulté des pièces de rechange rigoureusement interchangeables sans ajustage. Votre investissement est protégé parce que vos machines ne sont jamais longtemps immobilisées; vous pouvez obtenir des pièces d'origine chez les concessionnaires Caterpillar.

**SPECIFY GENUINE CATERPILLAR PARTS**

**IH5237 Cab Arrangement**

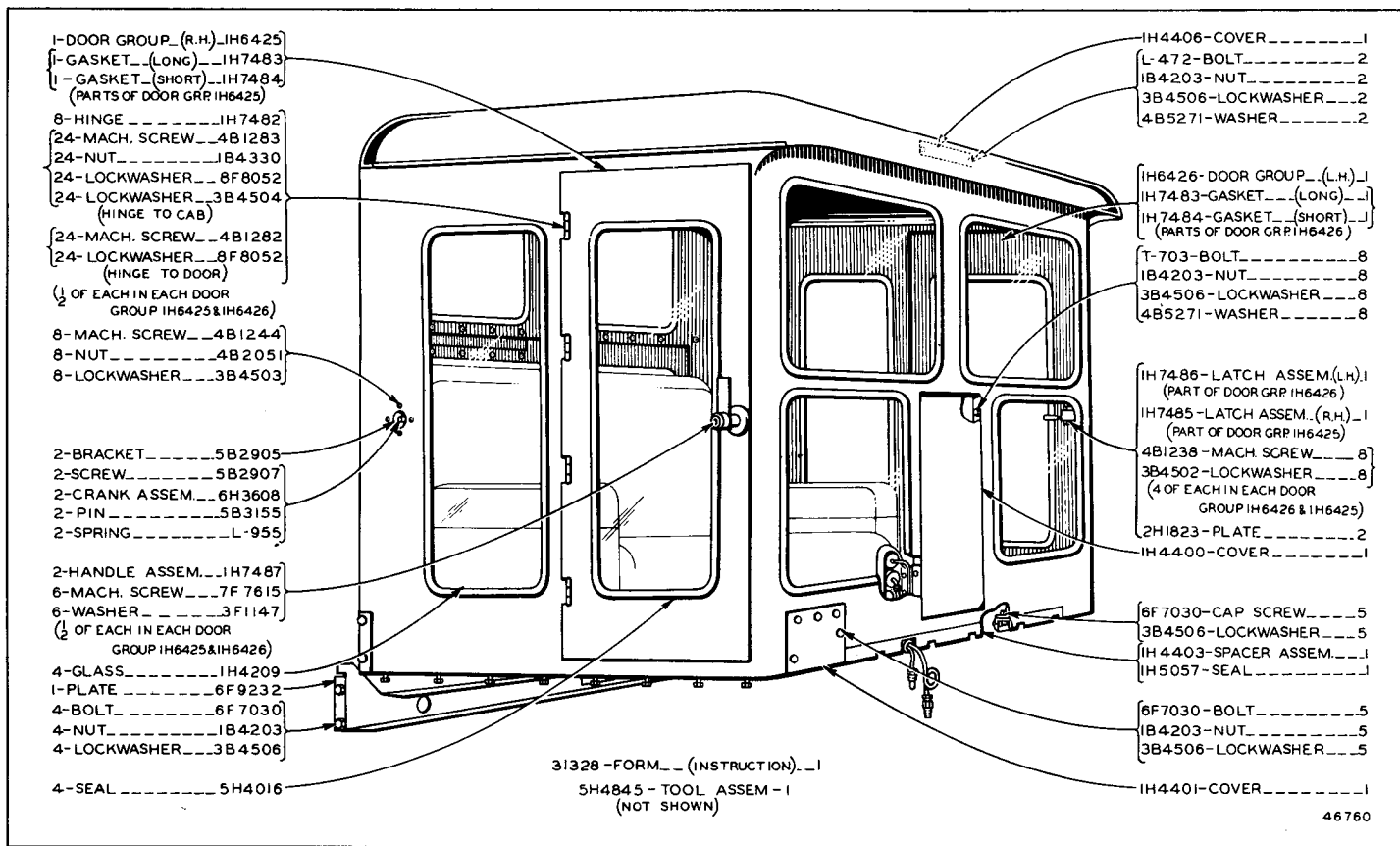
Consists of:		Page
1	IH5219 Cab Group .....	156
1	IH5244 Levers Group .....	155
10	4B4278 Washer—Boot to Cab	
10	5B2208 Bolt—Boot to Cab	
1	IH5085 Boot and Frame Assembly	

**IH5237 CAB ARRANGEMENT**  
For use with Rear Cable Control



**IH5244 LEVERS GROUP**  
Part of IH5237 Cab Arrangement

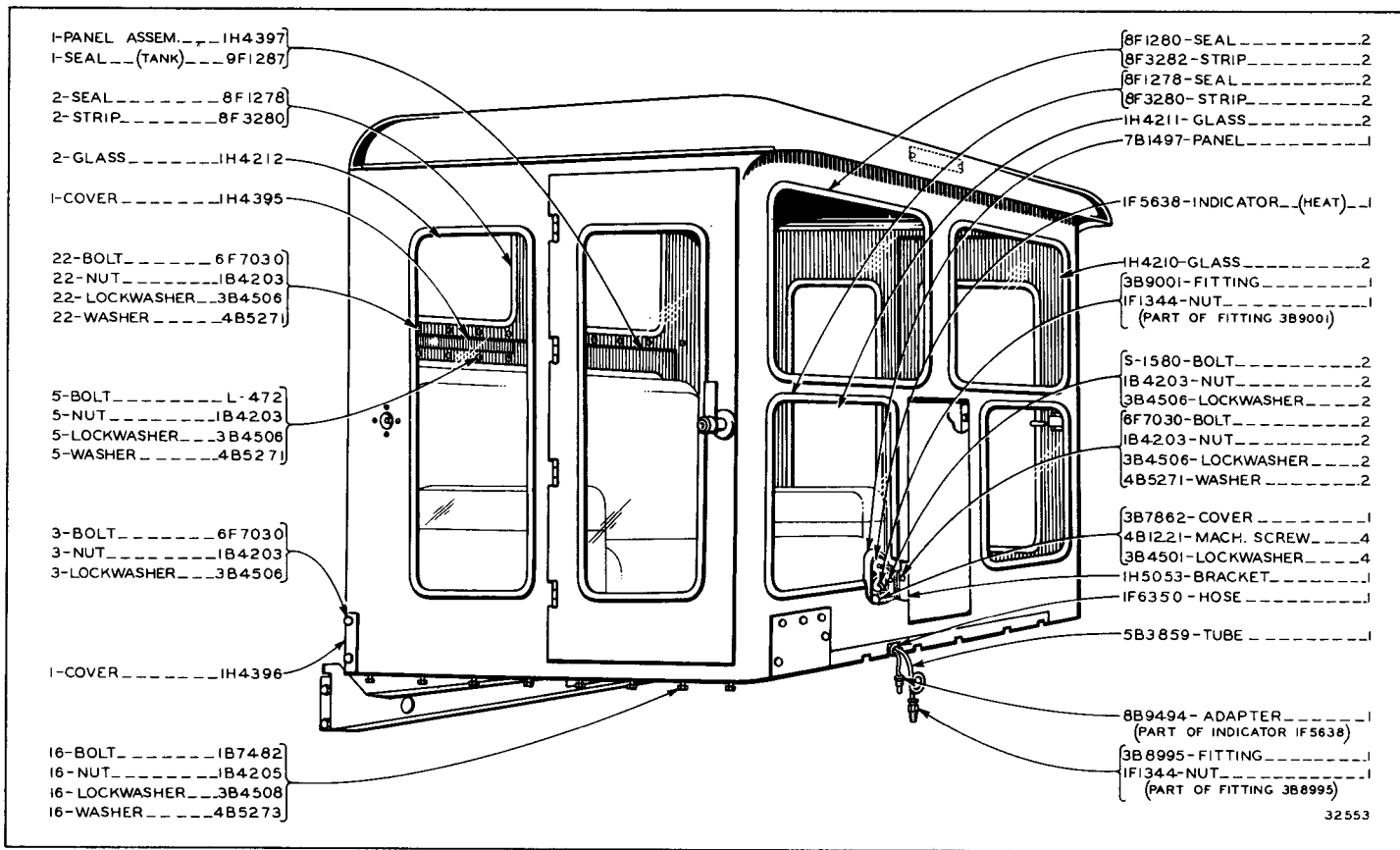
ONLY "CATERPILLAR" PARTS GIVE "CATERPILLAR" PERFORMANCE



46760

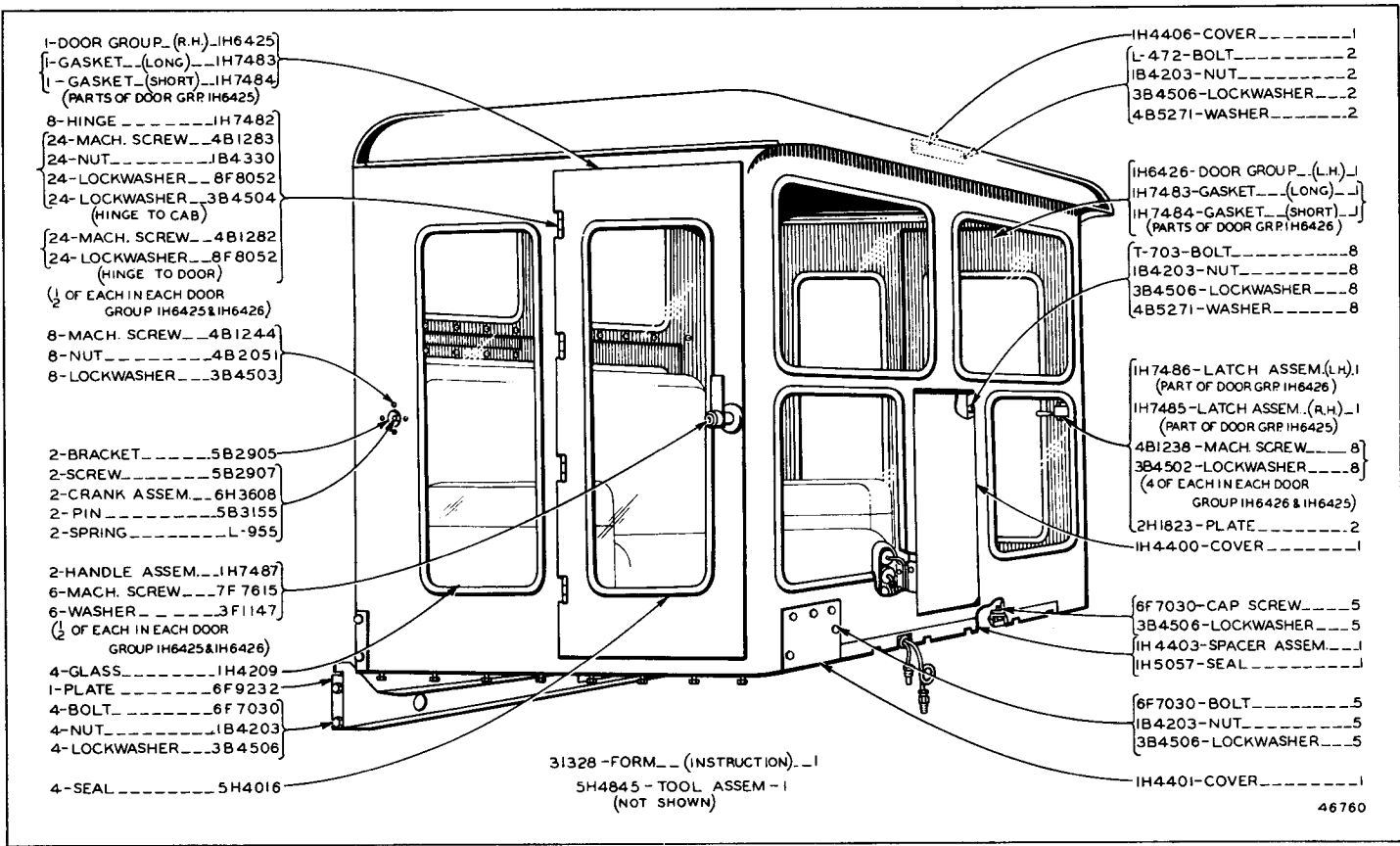
IH5219 CAB GROUP—Part One—First Type  
 Part of IH5237 Cab Arrangement listed on Page 155





32553

IH5219 CAB GROUP—Part Two—First Type  
 Part of IH5237 Cab Arrangement listed on Page 155



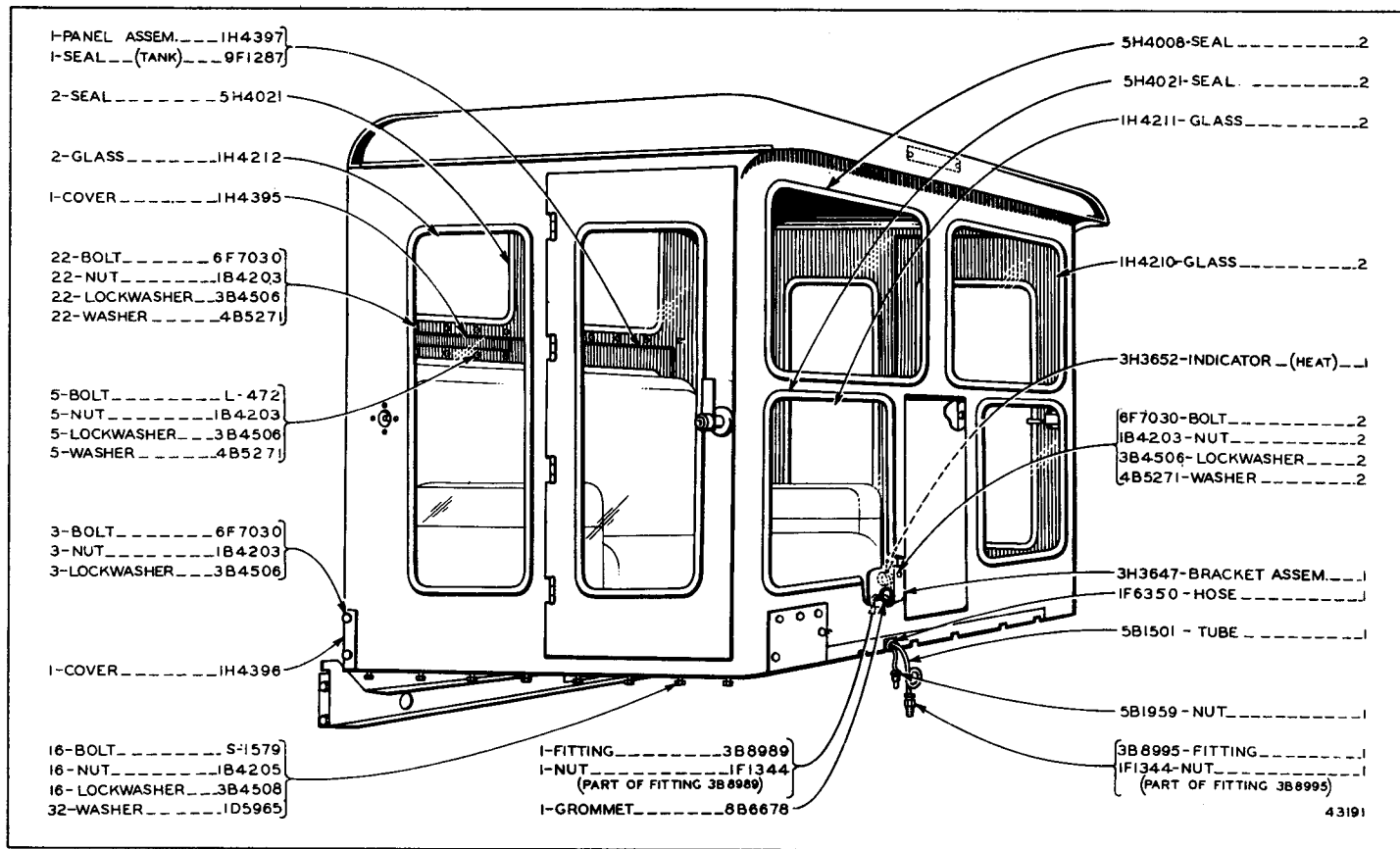
- 1-DOOR GROUP\_(R.H.)\_IH6425
- 1-GASKET\_(LONG)\_IH7483
- 1-GASKET\_(SHORT)\_IH7484
- (PARTS OF DOOR GRP IH6425)
- 8-HINGE \_ \_ \_ \_ \_ IH7482
- 24-MACH. SCREW \_ \_ 4B1283
- 24-NUT \_ \_ \_ \_ \_ IB4330
- 24-LOCKWASHER \_ \_ 8F8052
- 24-LOCKWASHER\_3B4504
- (HINGE TO CAB)
- 24-MACH. SCREW \_ \_ 4B1282
- 24-LOCKWASHER \_ \_ 8F8052
- (HINGE TO DOOR)
- (1/2 OF EACH IN EACH DOOR
- GROUP IH6425 & IH6426)
- 8-MACH. SCREW \_ \_ 4B1244
- 8-NUT \_ \_ \_ \_ \_ AB2051
- 8-LOCKWASHER \_ \_ 3B4503
- 2-BRACKET \_ \_ \_ \_ 5B2905
- 2-SCREW \_ \_ \_ \_ \_ 5B2907
- 2-CRANK ASSEM. \_ \_ 6H3608
- 2-PIN \_ \_ \_ \_ \_ 5B3155
- 2-SPRING \_ \_ \_ \_ \_ L-955
- 2-HANDLE ASSEM. \_ \_ IH7487
- 6-MACH. SCREW \_ \_ 7F7615
- 6-WASHER \_ \_ \_ \_ 3F1147
- (1/2 OF EACH IN EACH DOOR
- GROUP IH6425 & IH6426)
- 4-GLASS \_ \_ \_ \_ \_ IH4209
- 1-PLATE \_ \_ \_ \_ \_ 6F9232
- 4-BOLT \_ \_ \_ \_ \_ 6F7030
- 4-NUT \_ \_ \_ \_ \_ IB4203
- 4-LOCKWASHER \_ \_ 3B4506
- 4-SEAL \_ \_ \_ \_ \_ 5H4016

- IH4406-COVER \_ \_ \_ \_ \_ 1
- L-472-BOLT \_ \_ \_ \_ \_ 2
- IB4203-NUT \_ \_ \_ \_ \_ 2
- 3B4506-LOCKWASHER \_ \_ 2
- 4B5271-WASHER \_ \_ \_ \_ 2
- IH6426-DOOR GROUP\_(L.H.)\_1
- IH7483-GASKET \_ \_ \_ (LONG)\_1
- IH7484-GASKET \_ \_ (SHORT)\_1
- (PARTS OF DOOR GRP IH6426)
- T-703-BOLT \_ \_ \_ \_ \_ 8
- IB4203-NUT \_ \_ \_ \_ \_ 8
- 3B4506-LOCKWASHER \_ \_ 8
- 4B5271-WASHER \_ \_ \_ \_ 8
- IH7486-LATCH ASSEM.(L.H.)1
- (PART OF DOOR GRP IH6426)
- IH7485-LATCH ASSEM.(R.H.)\_1
- (PART OF DOOR GRP IH6425)
- 4B1238-MACH. SCREW \_ \_ 8
- 3B4502-LOCKWASHER \_ \_ 8
- (4 OF EACH IN EACH DOOR
- GROUP IH6426 & IH6425)
- 2H1823-PLATE \_ \_ \_ \_ \_ 2
- IH4400-COVER \_ \_ \_ \_ \_ 1
- 6F7030-CAP SCREW \_ \_ \_ 5
- 3B4506-LOCKWASHER \_ \_ 5
- IH4403-SPACER ASSEM. \_ 1
- IH5057-SEAL \_ \_ \_ \_ \_ 1
- 6F7030-BOLT \_ \_ \_ \_ \_ 5
- IB4203-NUT \_ \_ \_ \_ \_ 5
- 3B4506-LOCKWASHER \_ \_ 5
- IH4401-COVER \_ \_ \_ \_ \_ 1

31328-FORM \_ \_ (INSTRUCTION)\_ \_ 1  
 5H4845-TOOL ASSEM - 1  
 (NOT SHOWN)

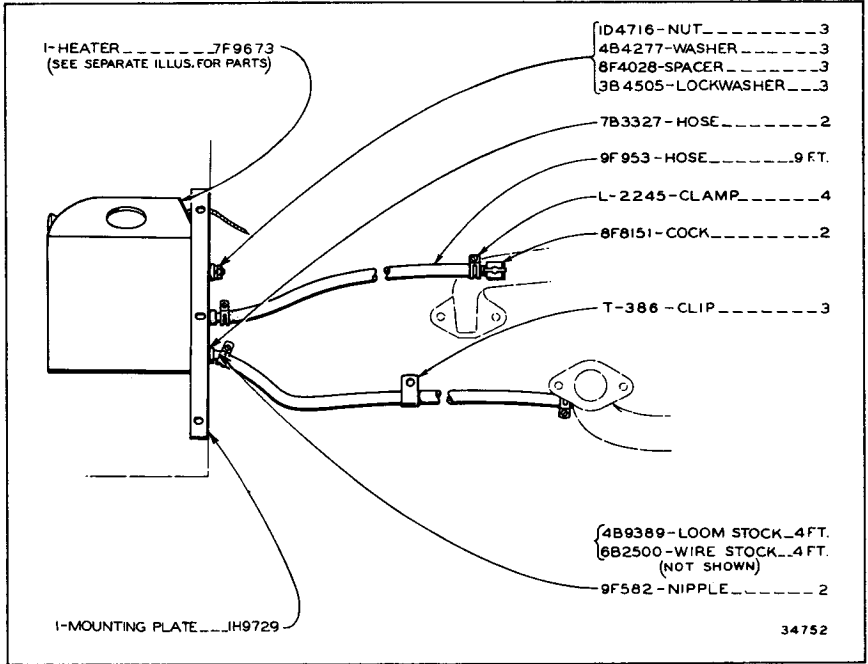
46760

IH5219 CAB GROUP—Part One—Second Type  
 Part of IH5237 Cab Arrangement listed on Page 155

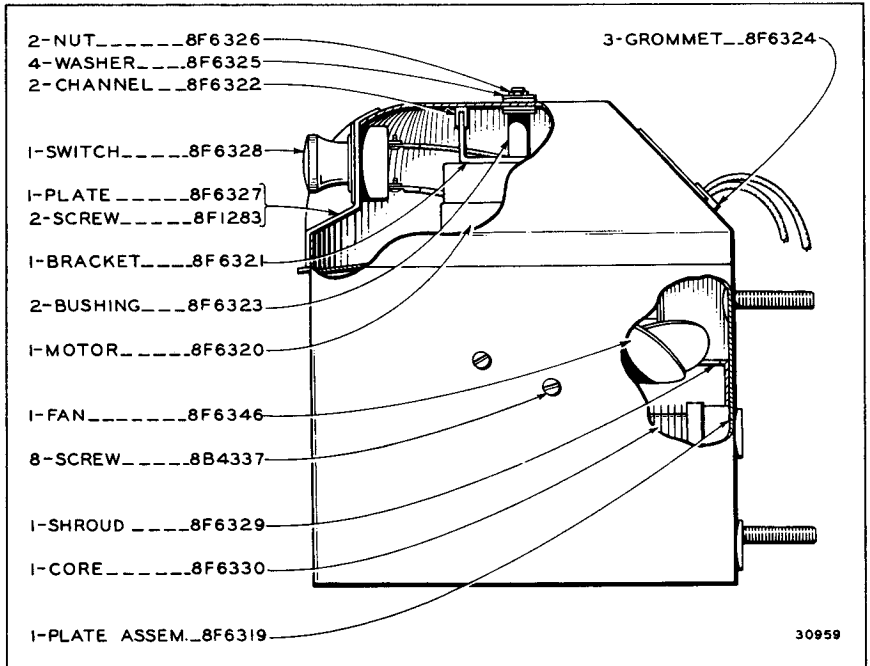


43191

IH5219 CAB GROUP—Part Two—Second Type  
 Part of IH5237 Cab Arrangement listed on Page 155

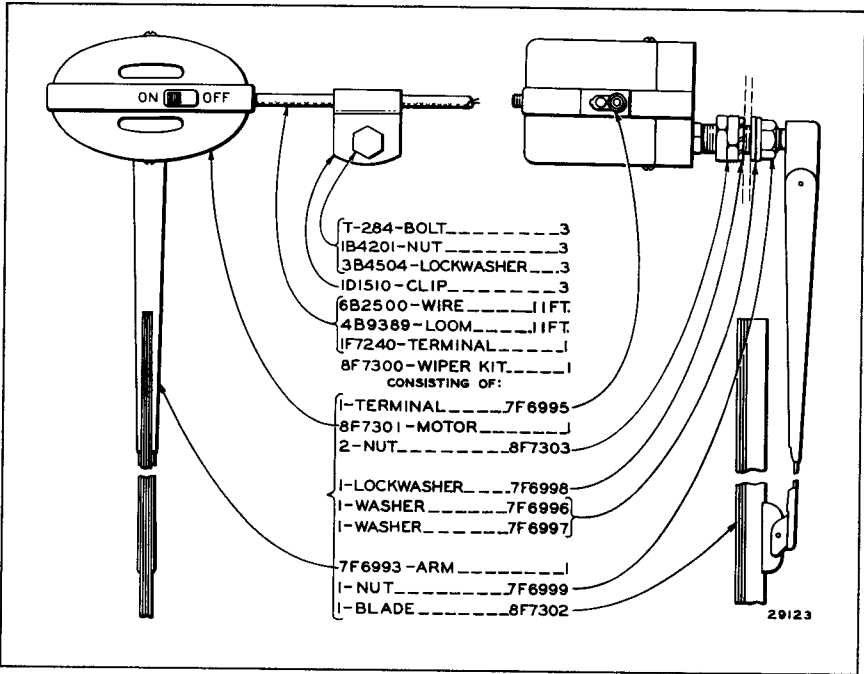


**IH9773 CAB HEATER GROUP—6 Volt**  
For use with Steel Cab

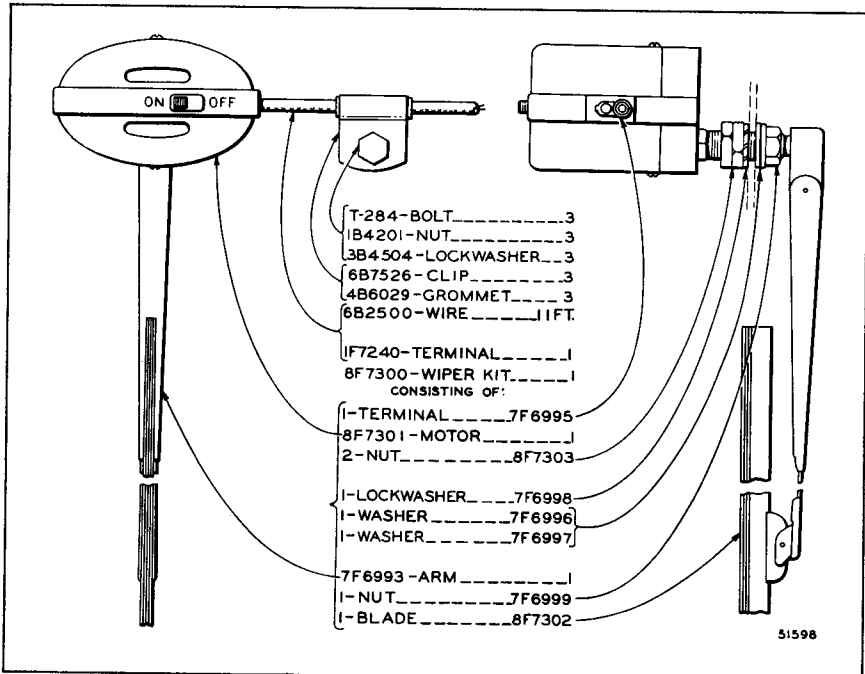


**7F9673 HOT WATER HEATER—6 Volt**  
Part of IH9773 Cab Heater Group

ALWAYS GIVE SERIAL NUMBER WHEN ORDERING PARTS

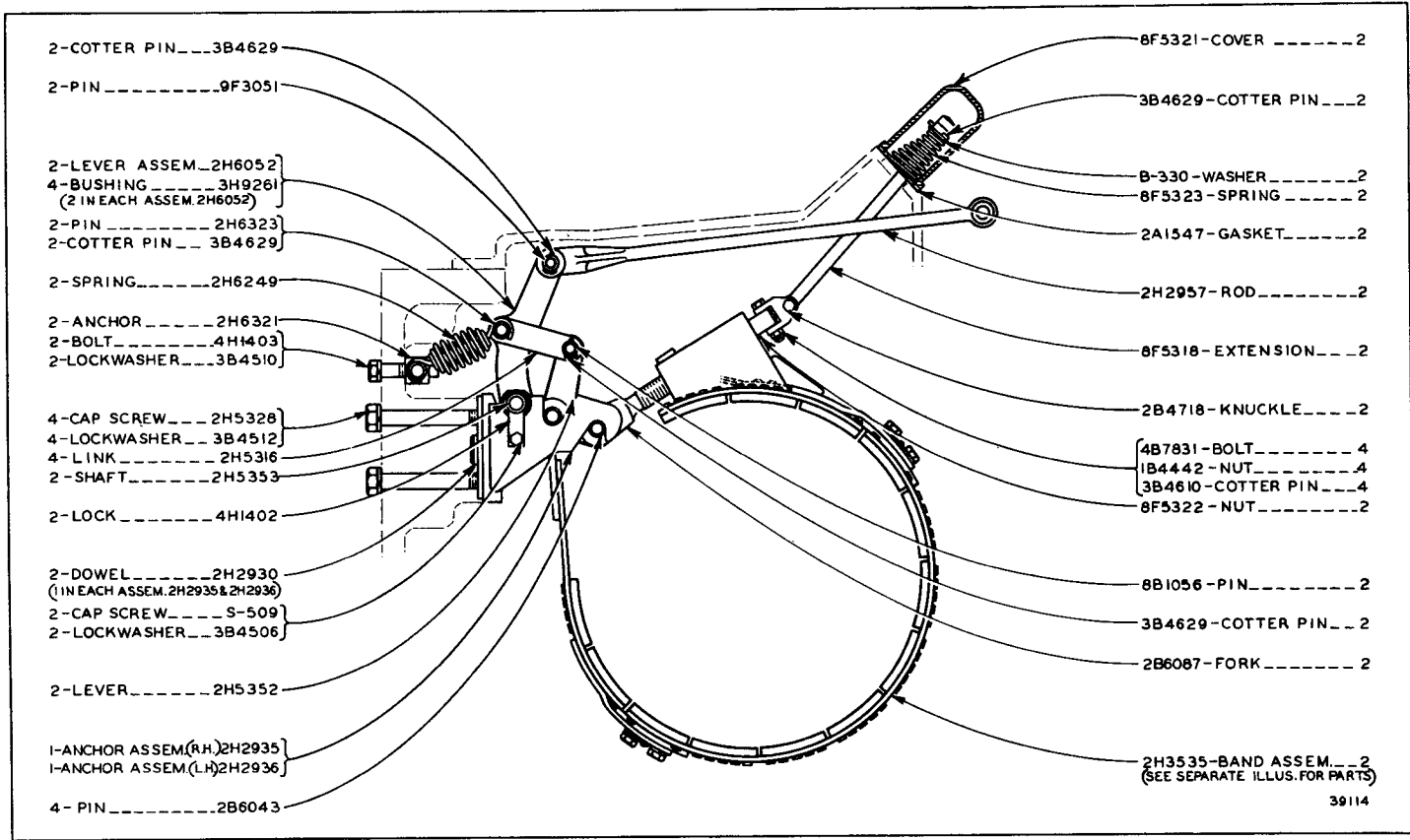


8F7299 WINDSHIELD WIPER GROUP—6 Volt—First Type  
For use with Steel Cab

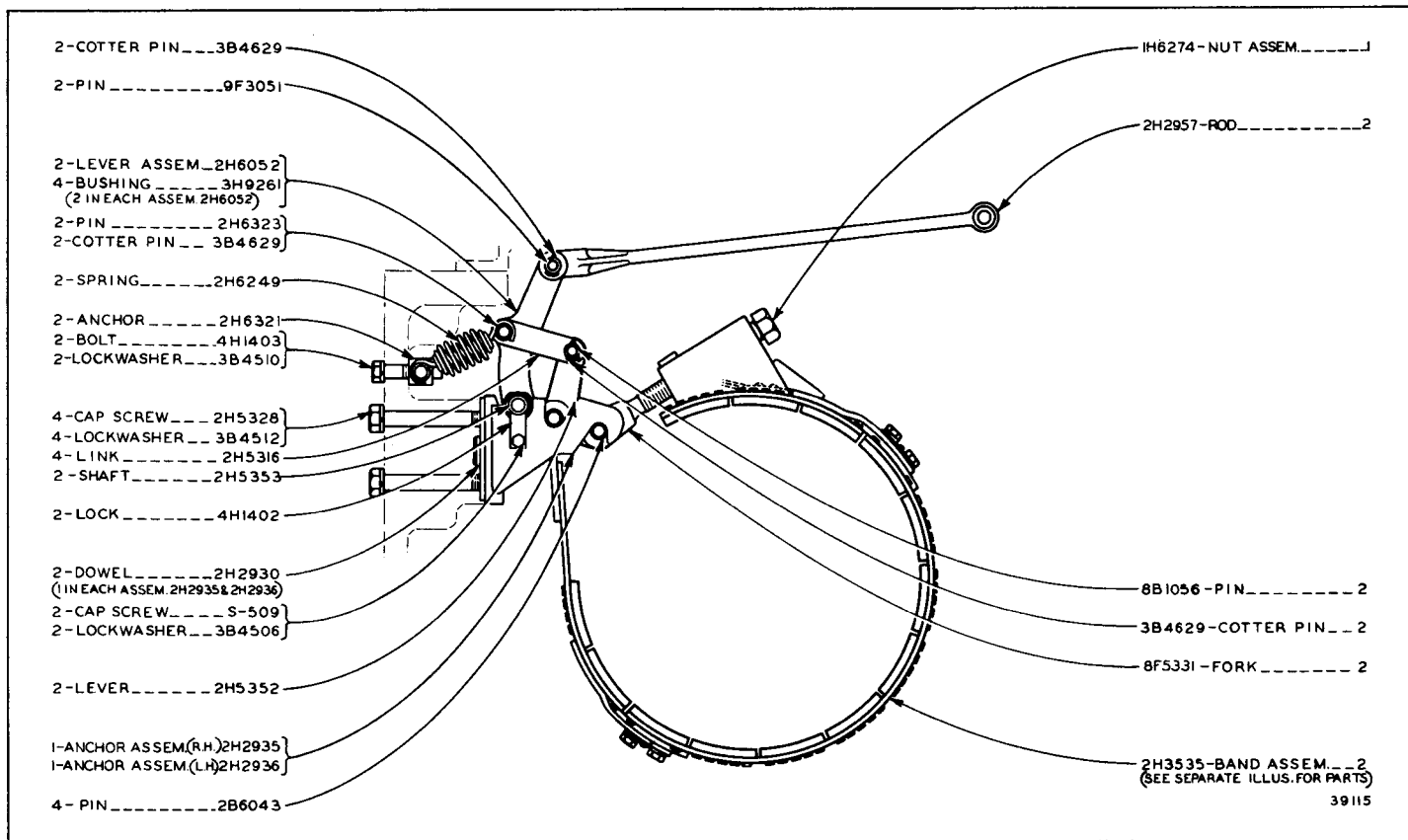


8F7299 WINDSHIELD WIPER GROUP—6 Volt—Second Type  
For use with Steel Cab

ONLY "CATERPILLAR" PARTS GIVE "CATERPILLAR" PERFORMANCE



**4H3691 BRAKE GROUP—Field Replacement**  
 Serial No. 2U15001 to 2U21512 inclusive  
 2H3535 Brake Band Assembly parts are shown on Page 164  
 Provides a Brake Lining 6 inches wide and 1/2 inch thick

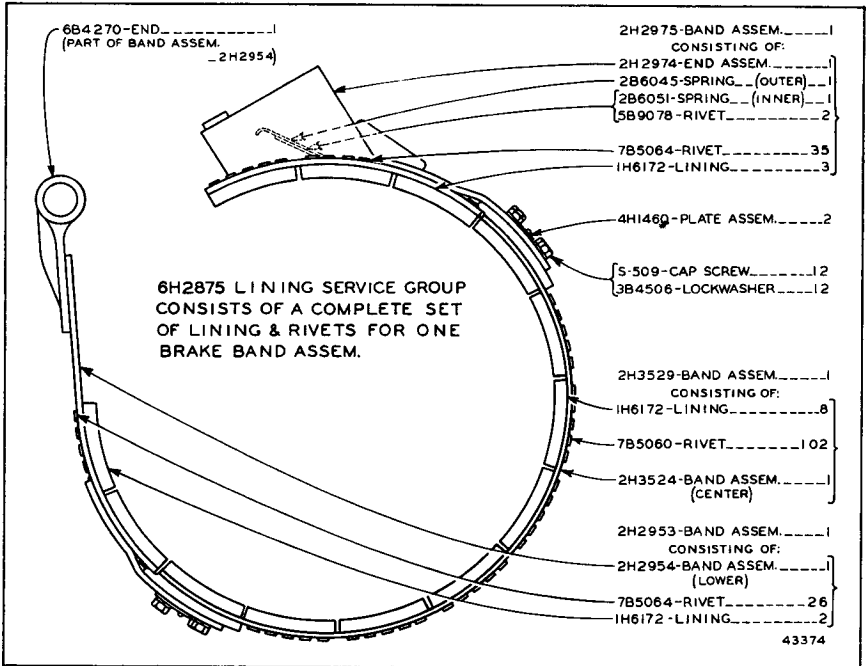


**4H2046 BRAKE GROUP—Field Replacement**

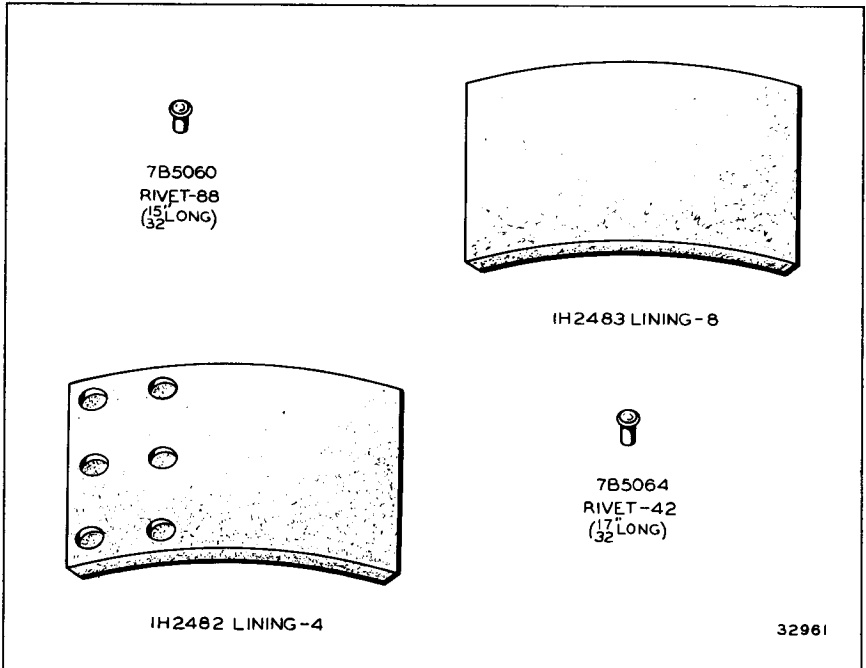
Effective with Serial No. 2U21513

2H3535 Brake Band Assembly parts are shown on Page 164

Provides a Brake Lining 6 inches wide and 1/2 inch thick



**2H3535 BRAKE BAND ASSEMBLY—2 Required**  
Part of 4H3691 and 4H2046 Brake Groups shown on Pages 162 and 163



**IH2481 BRAKE LINING GROUP**  
For use with Undersize Drum

ALWAYS GIVE SERIAL NUMBER WHEN ORDERING PARTS



**3H6877 Rear Bearing Oil Seal Group—Field Replacement**

Consists of:

- I 8F4631 Bearing
- I 1H1035 Bushing
- I 1H1036 Seal
- I Instructions—Form 30914

**5H7438 Rear Bearing Oil Seal Group—.020 Undersize**

Consists of:

- I 1H1036 Seal—Oil Bearing
- I 2H5565 Bearing—Starting Engine Crankshaft Rear (.020 Undersize)
- I 5H7437 Bushing—Oil Seal to Crankshaft
- I Instructions—Form 30914

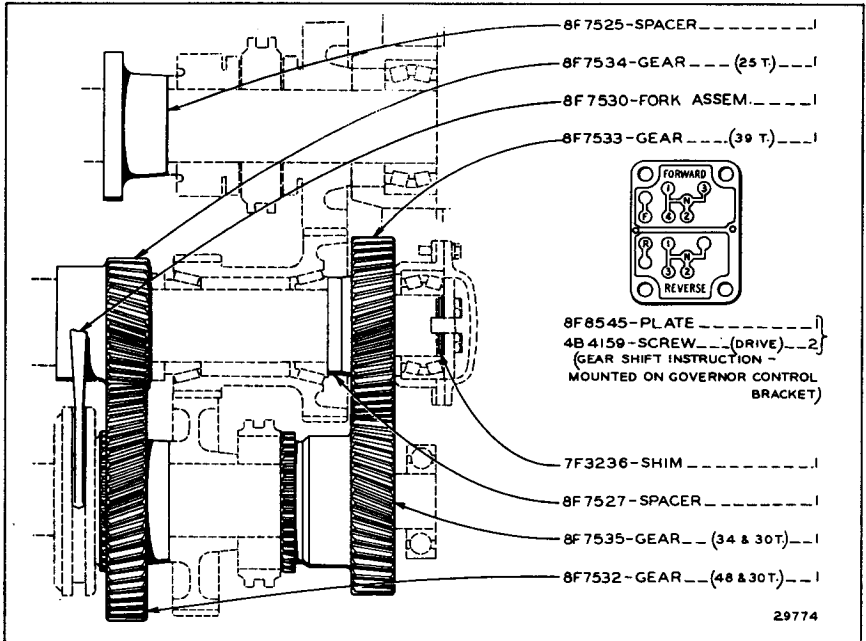
**5H8031 Rear Bearing Oil Seal Group—.030 Undersize**

Consists of:

- I 1H1036 Seal—Oil Bearing
- I 2H5566 Bearing—Starting Engine Crankshaft Rear (.030 Undersize)
- I 5H8032 Bushing—Oil Seal to Crankshaft
- I Instructions—Form 30914

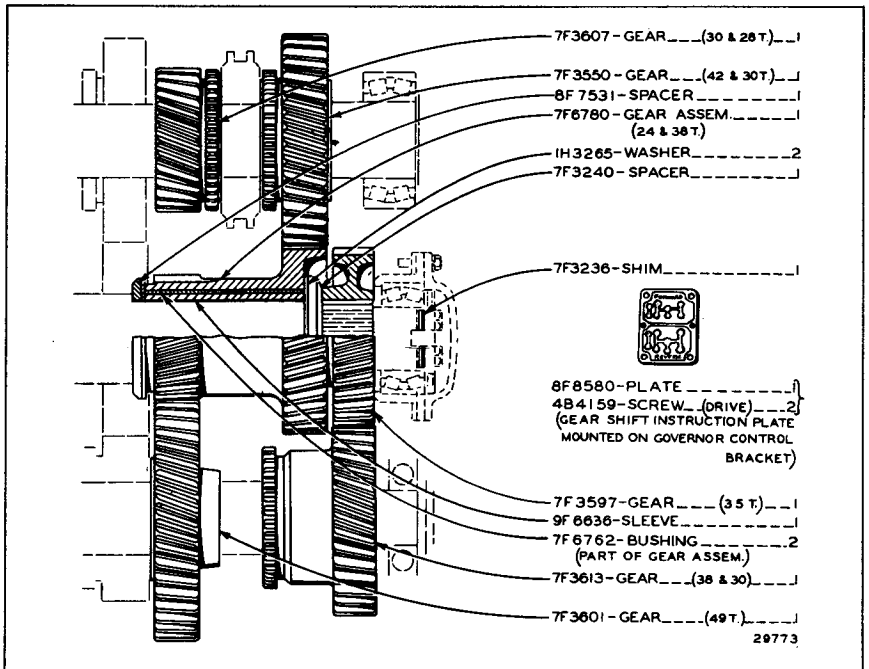
**REAR BEARING OIL SEAL GROUPS**  
Serial No. 2U15001 to 2U16560 inclusive

ONLY "CATERPILLAR" PARTS GIVE "CATERPILLAR" PERFORMANCE



**8F8501 TRANSMISSION GROUP—High Reverse**

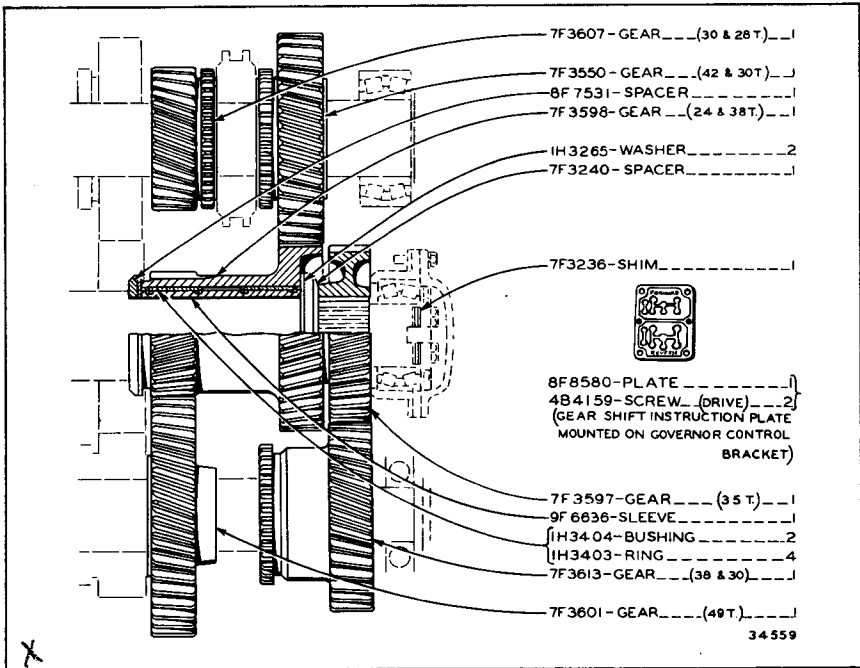
Serial No. 2U15001 to 2U21512 inclusive. Note: This Group provides the following speeds: (Forward) First—1.6, Second—2.3, Third—3.7, Fourth—5.0 M.P.H.; (Reverse) First—2.2, Second—3.1 and Third—6.9 M.P.H.



**8F7027 TRANSMISSION GROUP—Low Reverse—First Type**

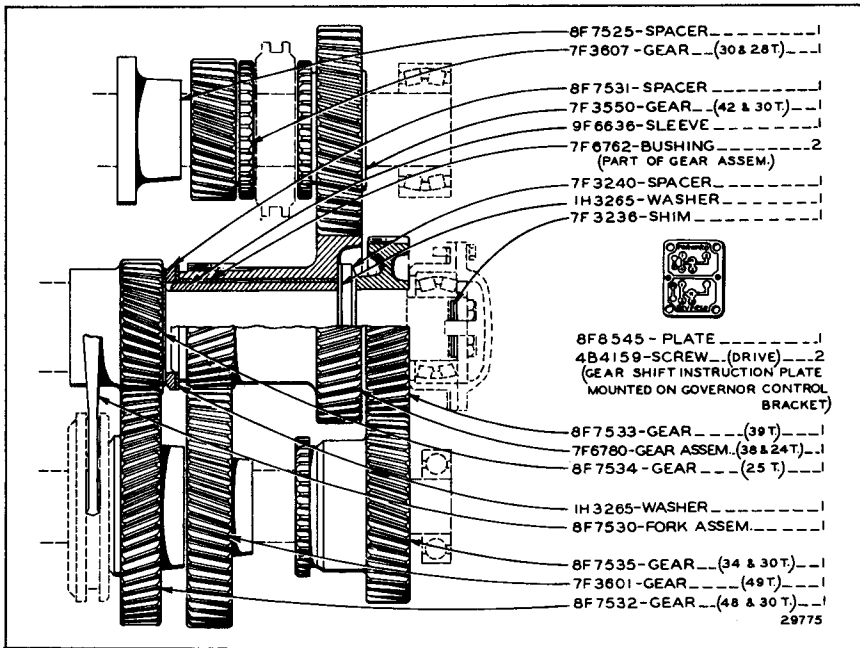
Serial No. 2U15001 to 2U21512 inclusive. Note: This Group provides the following speeds: First—1.7, Second—2.3 and Third—3.0 M.P.H.

**ALWAYS GIVE SERIAL NUMBER WHEN ORDERING PARTS**



**8F707 TRANSMISSION GROUP—Low Reverse—Second Type**

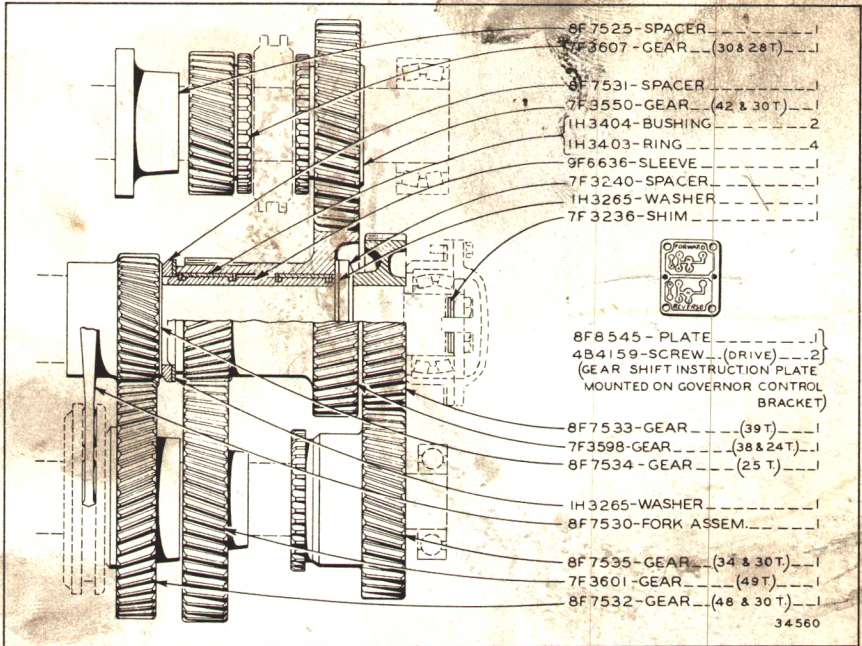
Serial No. 2U15001 to 2U21512 inclusive. Note: This Group provides the following speeds:  
 First—1.7, Second—2.3 and Third—3.0 M.P.H.



**8F8503 TRANSMISSION GROUP—High and Low Reverse—First Type**

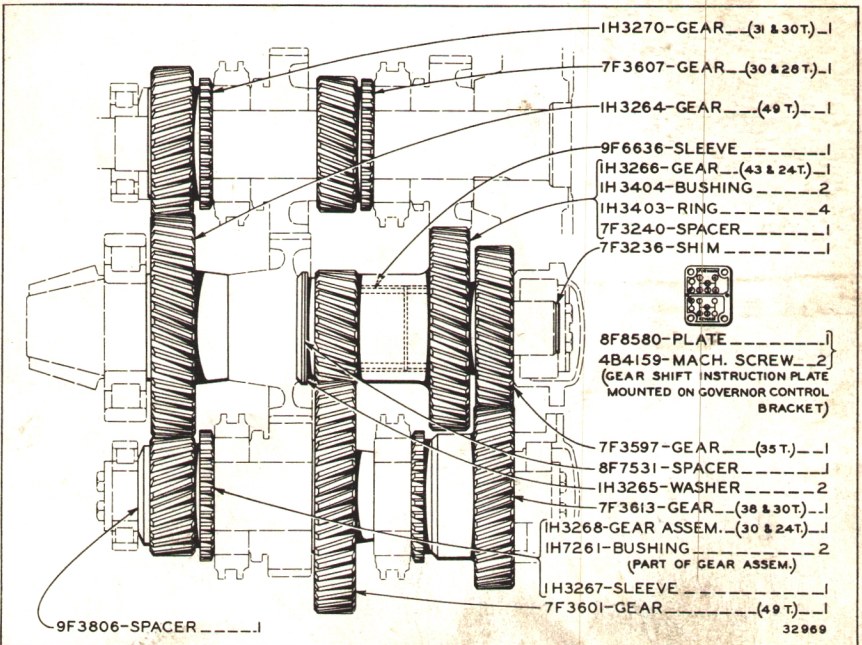
Serial No. 2U15001 to 2U21512 inclusive. Note: This Group provides the following speeds:  
 (Forward) First—1.6, Second—2.3, Third—3.7, Fourth—5.0 M.P.H.; (Reverse) First—1.7,  
 Second—2.4 and Third—5.3 M.P.H.

ONLY "CATERPILLAR" PARTS GIVE "CATERPILLAR" PERFORMANCE



**8F8503 TRANSMISSION GROUP—High and Low Reverse—Second Type**

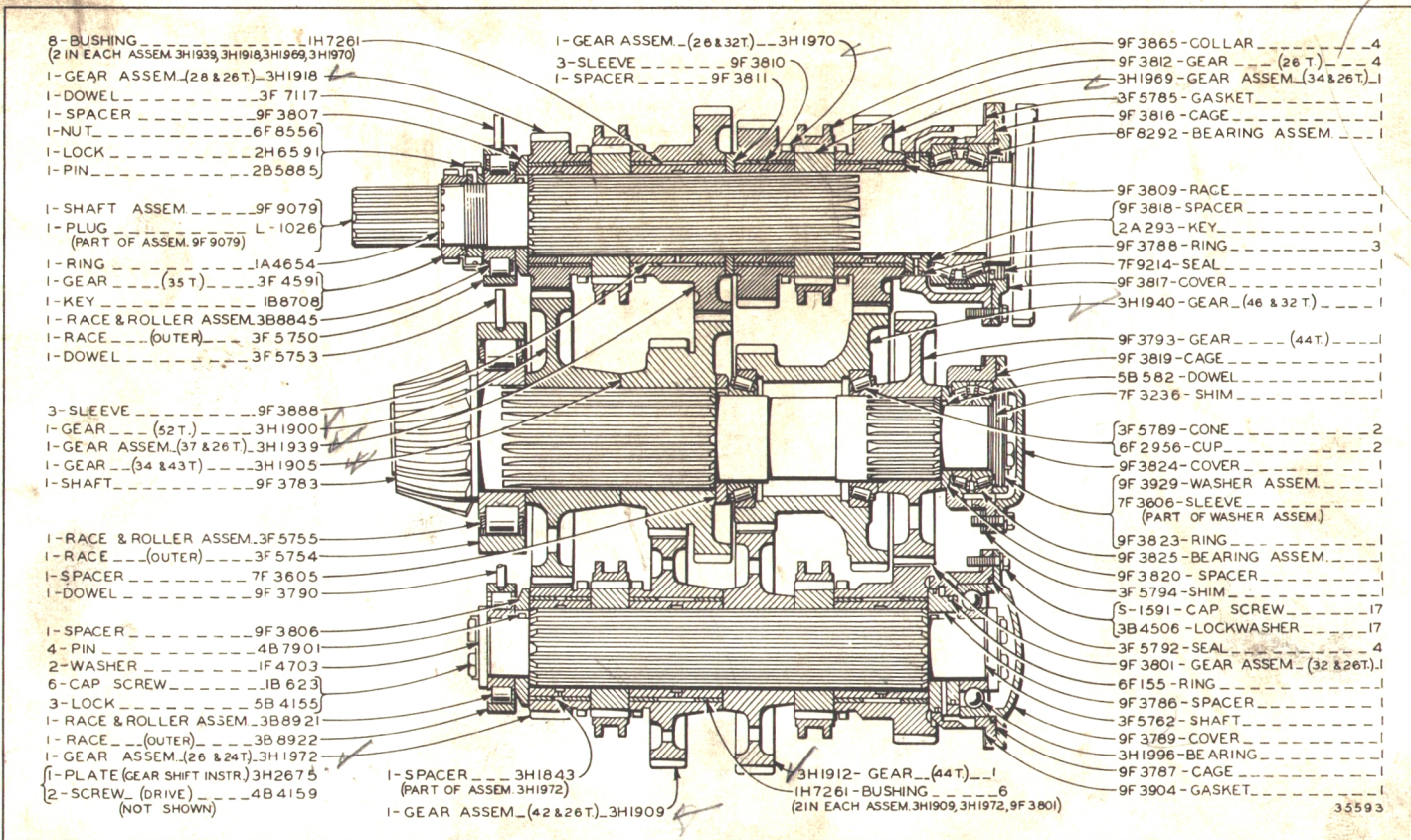
Serial No. 2U15001 to 2U21512 inclusive. Note: This Group provides the following speeds: (Forward) First—1.6, Second—2.3, Third—3.7, Fourth—5.0 M.P.H.; (Reverse) First—1.7, Second—2.4 and Third—5.3 M.P.H.

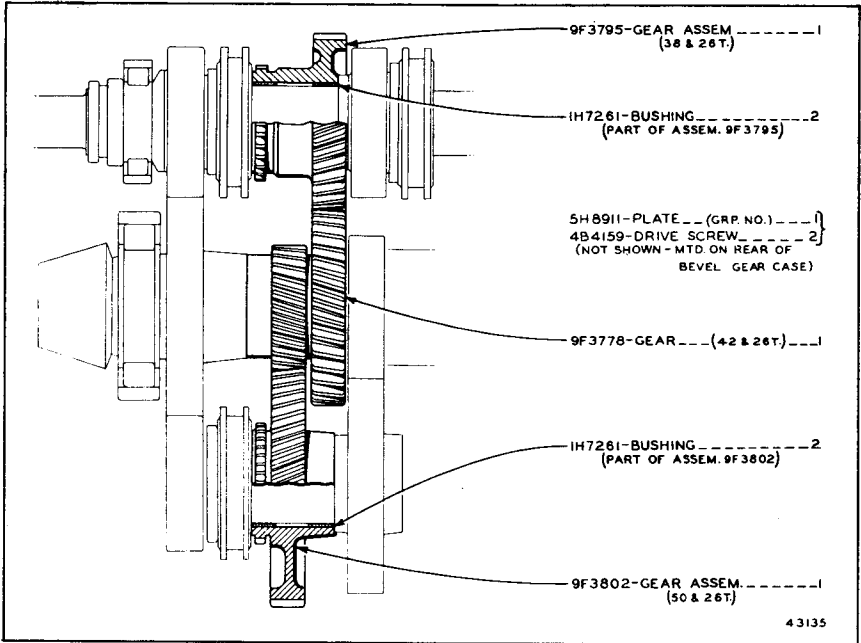


**1H3271 TRANSMISSION GROUP—Low Speed**

Serial No. 2U15001 to 2U21512 inclusive. Note: This Group provides the following speeds: (Forward) First—.99, Second—1.67, Third—2.19, Fourth—3.04, Fifth—4.8 M.P.H.; (Reverse) First—1.34, Second—2.26 and Third—2.97 M.P.H.

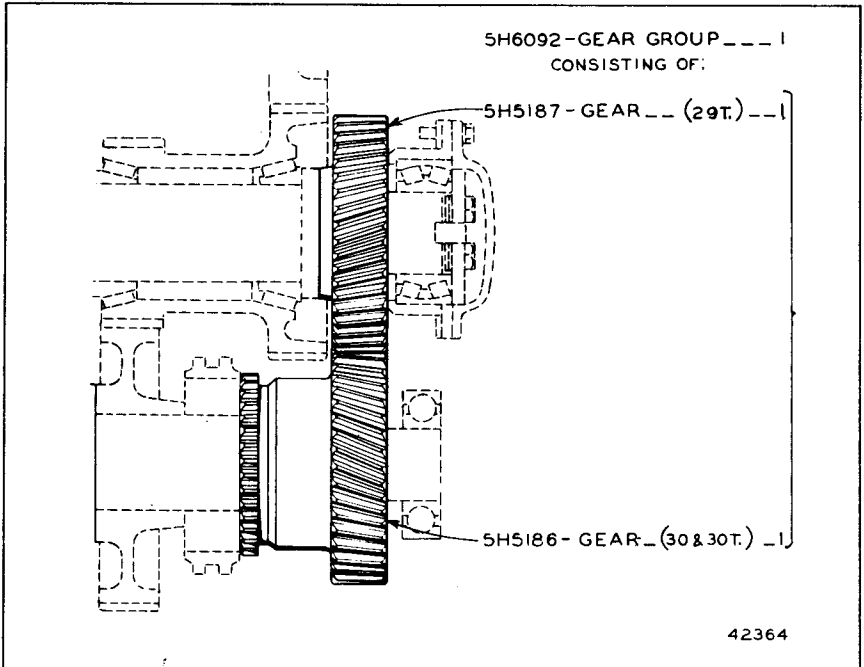
**ALWAYS GIVE SERIAL NUMBER WHEN ORDERING PARTS**





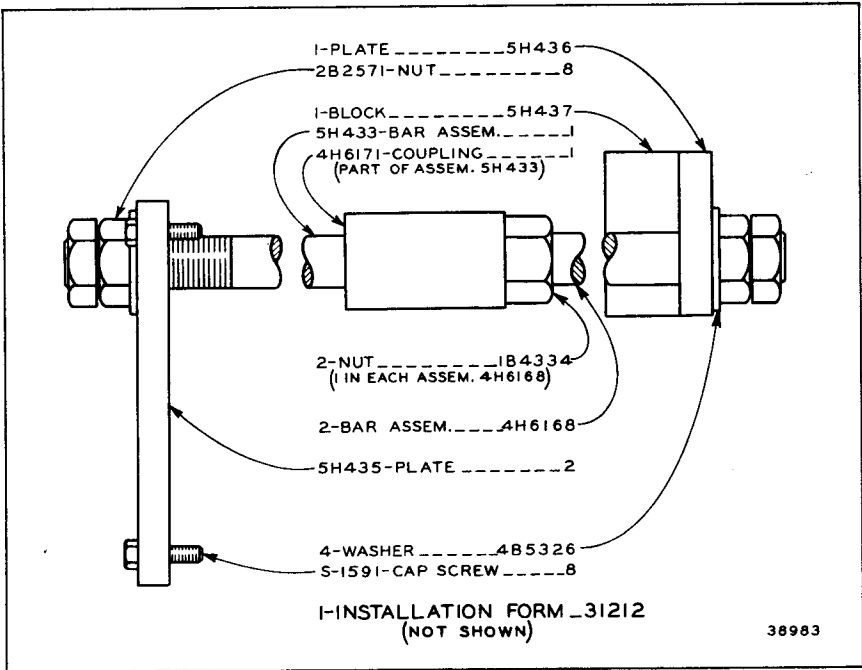
**2H1530 TRANSMISSION GROUP—6 M.P.H. Forward and Reverse**

Effective with Serial No. 2U21513. Note: This Group provides the following speeds: (Forward) First—1.625, Second—2.275, Third—2.88, Fourth—4.34, Fifth—6.00 M.P.H.; (Reverse) First—1.625, Second—2.275 and Third—6.0 M.P.H.

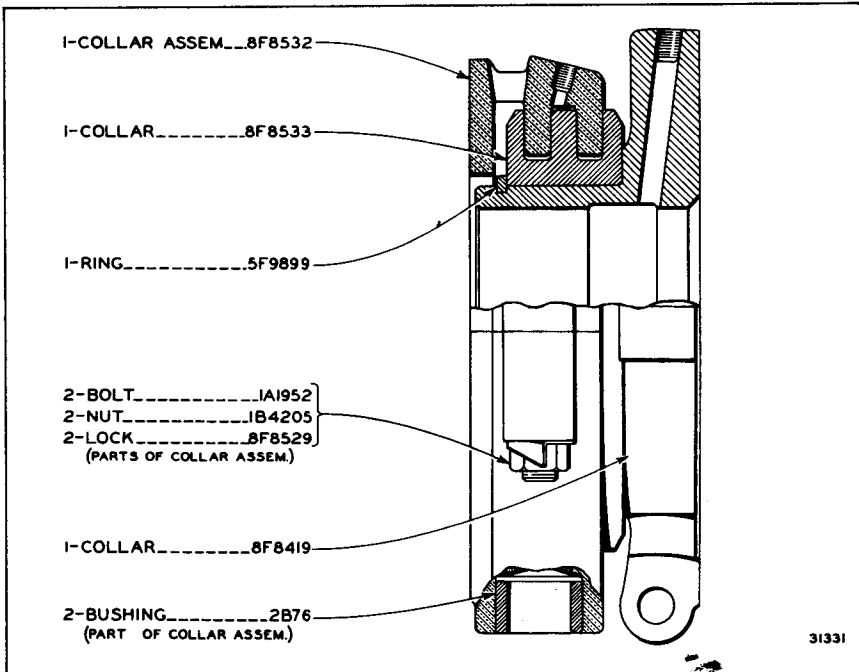


**5H6092 THIRD GEAR GROUP—Field Changeover**  
Serial No. 2U15001 to 2U21512 inclusive

ALWAYS GIVE SERIAL NUMBER WHEN ORDERING PARTS

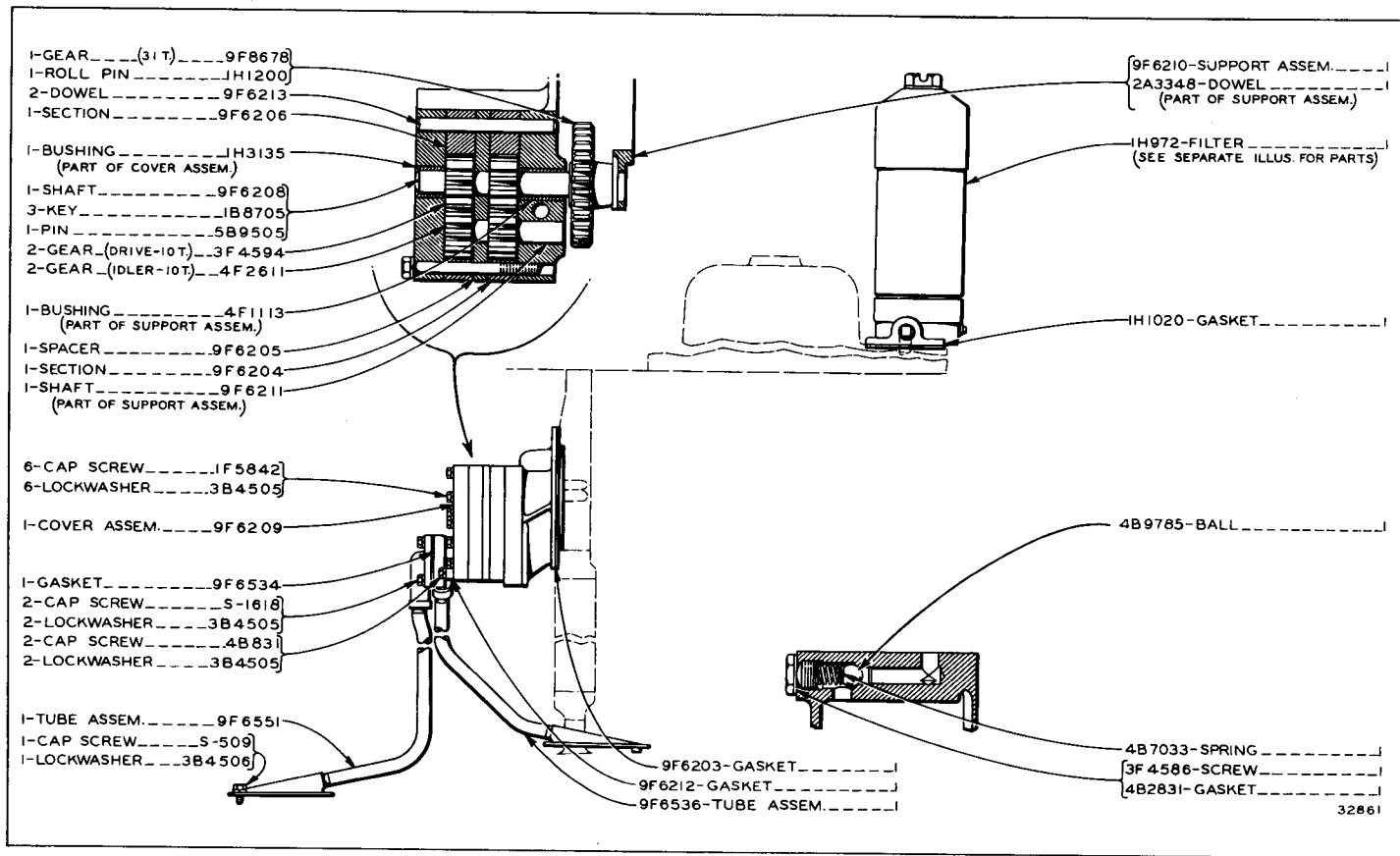


5H414 TRANSMISSION CASE REINFORCEMENT BAR GROUP



8F8535 FLYWHEEL CLUTCH BRONZE COLLAR GROUP  
 Serial No. 2U15001 to 2U21512 inclusive

ONLY "CATERPILLAR" PARTS GIVE "CATERPILLAR" PERFORMANCE



I3310 TRANSMISSION LUBRICATION SYSTEM GROUP—Field Replacement

Serial No. 2U15001 to 2U16627 inclusive  
 1H972 Oil Filter parts are shown on Page 109



IH5167 CLIP-10  
 IH5165 CLIP-16 (1/32 HOLE)  
 IH5165 CLIP-5 (1/32 HOLE)  
 IF 7240 TERMINAL-6  
 2B8352 WASHER-8  
 IF7164 DASH LAMP-1 (SEE SEPARATE ILLUS FOR PARTS)  
 7F4625 LAMP-2 (SEE SEPARATE ILLUS FOR PARTS)  
 7F9853-TAIL LAMP-1 (SEE SEPARATE ILLUS FOR PARTS)  
 2B8352 WASHER-8  
 IF7164 DASH LAMP-1 (SEE SEPARATE ILLUS FOR PARTS)  
 7F4625 LAMP-2 (SEE SEPARATE ILLUS FOR PARTS)  
 7F9876 GROMMET-2  
 3F7747 CONNECTOR-5  
 8F8042 BRACKET-1  
 7F2921 SWITCH-1 (SEE SEPARATE ILLUS FOR PARTS)  
 4B5163-BATTERY & BOX GROUP-----1  
 4F1498-GENERATOR GROUP-----1 (SEE SEPARATE ILLUS FOR PARTS)  
 IH2570-WIRE-----10 FT.  
 8F7461-LOOM-----10 FT.  
 8B2500-WIRE-----68 FT.  
 4B9389-LOOM-----68 FT.  
 IB4206-NUT-----4 LAMP  
 3B4510-LOCKWASHER-----4 }  
 IA 2029-CAP SCREW\_(FRONT)-----8 }  
 3B4506-LOCKWASHER-----8 }  
 S-1582-BOLT-----6 LAMP }  
 IB4203-NUT-----6 } BRACKET  
 3B4506-LOCKWASHER-----6 }  
 S-1584-BOLT-----4 }  
 IB4205-NUT-----4 }  
 3B4508-LOCKWASHER-----4 }  
 S-1629-CAP SCREW\_(1" LONG)-----4 }  
 3B4508-LOCKWASHER-----4 } BATTERY  
 T-284-BOLT-----4 (DIA)-----4 } BOX  
 IB4201-NUT-----4 } CLIP  
 3B4504-LOCKWASHER-----4 }  
 IH8286-MACH SCREW-----3  
 8B9739-NUT-----3  
 4B1220-MACH SCREW-----3 DASH  
 3B4501-LOCKWASHER-----3 LAMP  
 35416

**3H1768 LIGHTING SYSTEM GROUP—6 Volt—2 Lamp**

Serial No. 2U15001 to 2U21512 inclusive. For use with Cab, with Battery, 7F2921 Switch, 7F4625, IF7164, 7F9853 Lamps, 4B5163 Battery and Box Group and 4F1498 Generator Group parts are shown on Pages 182 through 185

6B1387 PLATE-2  
 IH5167 CLIP-10  
 IH5165 CLIP-6  
 IH5166 CLIP-9  
 7F4625 LAMP-2 (SEE SEPARATE ILLUS FOR PARTS)  
 6F8188-TERMINAL-----1 (PART OF ASSEM 2H2612)  
 1-INSULATOR\_9F5384-----1  
 1-TERMINAL-----IH2541 (PARTS OF ASSEM 2H2612)  
 2H2612 WIRE ASSEM-1  
 3F4505 CONNECTOR-1  
 7F2921 SWITCH-1 (SEE SEPARATE ILLUS FOR PARTS)  
 2B8352 WASHER-4  
 IF7164 DASH LAMP-1 (SEE SEPARATE ILLUS FOR PARTS)  
 4F1498-GENERATOR GROUP-----1 (SEE SEPARATE ILLUS FOR PARTS)  
 4B5163-BATTERY & BOX GROUP-----1 (SEE SEPARATE ILLUS FOR PARTS)  
 IH3282-HARNES-----1 (WIRING)  
 6F8188-TERMINAL-----1  
 1-INSULATOR\_9F5384-----1  
 1-TERMINAL-----9F5321 (PARTS OF ASSEM 2H2611)  
 2H2611 WIRE ASSEM-1  
 9F5321-TERMINAL-----4  
 9F5384-INSULATOR-----4 (2 OF EACH IN EACH ASSEM 2H2609)  
 2H2609 WIRE ASSEM-2  
 IB4206-NUT-----2 LAMP  
 3B4510-LOCKWASHER-----2 }  
 IA2029-CAP SCREW\_(1" LONG)-----4 }  
 3B4506-LOCKWASHER-----4 }  
 S-1582-BOLT-----4 LAMP }  
 IB4203-NUT-----4 } BRACKET  
 3B4506-LOCKWASHER-----4 }  
 6F7030-BOLT-----1 CLIP  
 IB4203-NUT-----2 }  
 3B4506-LOCKWASHER-----2 }  
 4B1220-MACH. SCREW-----3 DASH  
 3B4501-LOCKWASHER-----3 LAMP  
 38802

**2B9171 LIGHTING SYSTEM GROUP—6 Volt—2 Lamp**

Serial No. 2U15001 to 2U21512 inclusive. For use without Cab, with Battery, 7F2921 Switch, 7F4625, IF7164 Lamps, 4B5163 Battery and Box Group and 4F1498 Generator Group parts are shown on Pages 182 through 185

ONLY "CATERPILLAR" PARTS GIVE "CATERPILLAR" PERFORMANCE

**1H5167 CLIP-10**  
**1H5166 CLIP-10** (1/32 HOLE)  
**1H5165 CLIP-5** (1/32 HOLE)  
**7F9876 GROMMET-2**  
**3F7747 CONNECTOR-5**  
**8F8042-BRACKET-1**  
**1F7240 TERMINAL-6**  
**7F9853-TAIL LAMP-1** (SEE SEPARATE ILLUS FOR PARTS)  
**8F3468-SUPPORT-2** (BATTERY BOX)  
**7F2921 SWITCH-1** (SEE SEPARATE ILLUS FOR PARTS)  
**2B8352 WASHER-8**  
**1H2570-WIRE**-----10FT  
**8F7461-LOOM**-----10FT  
**7F3875-GENERATOR GROUP**-----1  
**4B5163-BATTERY & BOX GROUP**-----1  
**6B2500-WIRE**-----68FT  
**4B0389-LOOM**-----68FT  
**1B4206-NUT**-----4 LAMP  
**3B4510-LOCKWASHER**-----4  
**1A 2029-CAP SCREW** (FRONT)-----8  
**3B4506-LOCKWASHER**-----8  
**S-1582-BOLT** (REAR)-----6 LAMP  
**1B4203-NUT**-----6 BRACKET  
**3B4506-LOCKWASHER**-----6  
**S-1584-BOLT** (3/8" LONG)-----4  
**1B4205-NUT**-----4  
**3B4508-LOCKWASHER**-----4 BATTERY  
**S-1629-CAP SCREW** (1" LONG)-----4 BOX  
**3B4508-LOCKWASHER**-----4  
**T-284-BOLT** (1/2" DIA)-----4  
**1B4201-NUT**-----4 CLIP  
**3B4504-LOCKWASHER**-----4  
**1H8286-MACH. SCREW**-----3  
**6B9739-NUT**-----3  
**7F4625 LAMP-4** (SEE SEPARATE ILLUS FOR PARTS)  
**3F4505 CONNECTOR-1**  
**1H2541 TERMINAL-1**  
**9F5321 TERMINAL-5**  
**7F8393 BRACKET-2**  
**4B1220-MACH SCREW**-----3 DASH  
**3B4501-LOCKWASHER**-----3 LAMP  
**32955**

**7F9200 LIGHTING SYSTEM GROUP—6 Volt—4 Lamp—First Type**

Serial No. 2U15001 to 2U21512 inclusive. For use with Cab, with Battery, 7F2921 Switch, 7F4625, 1F7164, 7F9853 Lamps, 4B5163 Battery and Box Group and 7F3875 Generator Group parts are shown on Pages 182, 183, 184 and 186

**1H5167 CLIP-6**  
**1H5166 CLIP-14** (1/32 HOLE)  
**1H5165 CLIP-9** (1/32 HOLE)  
**7F9876 GROMMET-2**  
**7F8393 BRACKET-2**  
**8F8042-BRACKET-1**  
**5F900 BRACKET-2**  
**7F9853-TAIL LAMP-1** (SEE SEPARATE ILLUS FOR PARTS)  
**8F3468-SUPPORT-2** (BATTERY BOX)  
**7F2921 SWITCH-1** (SEE SEPARATE ILLUS FOR PARTS)  
**2B8352 WASHER-8**  
**1F7164 DASH LAMP ASSEM-1** (SEE SEPARATE ILLUS FOR PARTS)  
**7F4625 LAMP-4** (SEE SEPARATE ILLUS FOR PARTS)  
**6F8188-TERMINAL**-----1 (PART OF ASSEM. 2H2612)  
**1-INSULATOR**-----1 9F5384  
**1-TERMINAL**-----1 1H2541 (PARTS OF ASSEM. 2H2612)  
**2H2612 WIRE ASSEM-1**  
**6F8188-TERMINAL**-----1  
**1-INSULATOR**-----1 9F5384 (PARTS OF ASSEM. 2H2611)  
**1-TERMINAL**-----1 9F5321  
**2H2611 WIRE ASSEM-1**  
**9F5321-TERMINAL**-----4  
**9F5384-INSULATOR**-----4 (2 OF EACH IN EACH ASSEM 2H2608)  
**2H2609 WIRE ASSEM-2**  
**1B4206-NUT**-----4 LAMP  
**3B4510-LOCKWASHER**-----4  
**1A 2029-CAP SCREW** (FRONT)-----8  
**3B4506-LOCKWASHER**-----8  
**S-1582-BOLT** (REAR)-----6 LAMP  
**1B4203-NUT**-----6 BRACKET  
**3B4506-LOCKWASHER**-----6  
**S-1584-BOLT** (3/8" LONG)-----4  
**S-1629-CAP SCREW** (1" LONG)-----4 BATTERY  
**3B4508-LOCKWASHER**-----4 BOX  
**4B1220-MACH SCREW**-----3 DASH  
**3B4501-LOCKWASHER**-----3 LAMP  
**37148**

**7F9200 LIGHTING SYSTEM GROUP—6 Volt—4 Lamp—Second Type**

Serial No. 2U15001 to 2U21512 inclusive. For use with Cab, with Battery, 7F2921 Switch, 7F4625, 1F7164, 7F9853 Lamps, 4B5163 Battery and Box Group and 7F3875 Generator Group parts are shown on Pages 182, 183, 184 and 186

**ALWAYS GIVE SERIAL NUMBER WHEN ORDERING PARTS**

**IH5167 CLIP-10**  
**IH5166 CLIP-16** (1/32" HOLE)  
**IH5165 CLIP-5** (1/32" HOLE)  
**IF7240 TERMINAL-6**  
**2B8352 WASHER-8**  
**IF7164 DASH LAMP-1** (SEE SEPARATE ILLUS. FOR PARTS)  
**7F4625 LAMP-4** (SEE SEPARATE ILLUS. FOR PARTS)  
**7F9876 GROMMET-2**  
**3F7747 CONNECTOR-5**  
**8F8042 BRACKET-1**  
**7F2921 SWITCH-1** (SEE SEPARATE ILLUS. FOR PARTS)  
**8F3468-SUPPORT-2** (BATTERY BOX)  
**7F3875-GENERATOR GROUP-** (SEE SEPARATE ILLUS. FOR PARTS)  
**IH2570-WIRE**-----10 FT.  
**8F7461-LOOM**-----10 FT.  
**6B2500-WIRE**-----68 FT.  
**4B9389-LOOM**-----68 FT.  
**IB4206-NUT**-----4  
**3B4510-LOCKWASHER**-----4 LAMP  
**IA2029-CAP SCREW** (FRONT)-----8  
**3B4506-LOCKWASHER**-----8  
**S-1582-BOLT** (REAR)-----6 LAMP  
**IB4203-NUT**-----6 BRACKET  
**3B4506-LOCKWASHER**-----6  
**S-1584-BOLT** (1/2" LONG)-----4  
**IB4205-NUT**-----4  
**3B4508-LOCKWASHER**-----4 BATTERY  
**S-1629-CAP SCREW** (1" LONG)-----4 BOX  
**3B4508-LOCKWASHER**-----4  
**T-284-BOLT** (1/4" DIA.)-----4  
**IB4201-NUT**-----4 CLIP  
**3B4504-LOCKWASHER**-----4  
**IH8286-MACH SCREW**-----3  
**8B9739-NUT**-----3  
**4B1220-MACH SCREW**-----3 DASH  
**3B4501-LOCKWASHER**-----3 LAMP  
35415

**3H1763 LIGHTING SYSTEM GROUP—6 Volt—4 Lamp**

Serial No. 2U15001 to 2U21512 inclusive. For use with Cab, without Battery. 7F2921 Switch, 7F4625, IF7164, 7F9853 Lamps and 7F3875 Generator Group parts are shown on Pages 182, 183 and 186

**IH5166 CLIP-13** (1/32" HOLE)  
**IH5165 CLIP-6** (1/32" HOLE)  
**2B8352 WASHER-8**  
**7F2921 SWITCH-1** (SEE SEPARATE ILLUS. FOR PARTS)  
**7F4625 LAMP-4** (SEE SEPARATE ILLUS. FOR PARTS)  
**IH5167 CLIP-10**  
**6F8188 TERMINAL-2**  
**IF7164 DASH LAMP-1** (SEE SEPARATE ILLUS. FOR PARTS)  
**7F9876 GROMMET-2**  
**3F7747 CONNECTOR-6**  
**6B1387 PLATE-2**  
**9F5321 TERMINAL-3**  
**IH2570-WIRE**-----18 FT  
**8F7461-LOOM**-----18 FT  
**7F3875-GENERATOR GROUP**-----J  
**4B5163-BATTERY & BOX GROUP**-----J  
**6B2500-WIRE**-----42 FT.  
**4B9389-LOOM**-----42 FT.  
**IB4206-NUT**-----4  
**3B4510-LOCKWASHER**-----4 LAMP  
**S-1582-CAP SCREW** (FRONT)-----8  
**IA2209-BOLT** (REAR)-----8 LAMP  
**IB4203-NUT**-----8 BRACKET  
**3B4506-LOCKWASHER**-----16  
**T-284-BOLT**-----2  
**IB4201-NUT**-----2  
**3B4504-LOCKWASHER**-----2 CLIP  
**6F7030-BOLT** (1/2" LONG)-----1  
**IB4203-NUT**-----10  
**3B4506-LOCKWASHER**-----4  
**4B1220-MACH. SCREW**-----3 DASH  
**3B4501-LOCKWASHER**-----3 LAMP  
53362

**7F7135 LIGHTING SYSTEM GROUP—6 Volt—4 Lamp**

Serial No. 2U15001 to 2U21512 inclusive. For use without Cab, with Battery. 7F2921 Switch, 7F4625, IF7164 Lamps, 4B5163 Battery and Box Group and 7F3875 Generator Group parts are shown on Pages 182, 183, 184 and 186

ONLY "CATERPILLAR" PARTS GIVE "CATERPILLAR" PERFORMANCE

IH5167  
CLIP-10

IH5166 CLIP-12  
( $\frac{33}{32}$  HOLE)

IH5165 CLIP-6  
( $\frac{17}{32}$  HOLE)

IF7164  
DASH LAMP-1  
(SEE SEPARATE ILLUS FOR PARTS)

7F9876  
GROMMET-2

7F2921 SWITCH-1  
(SEE SEPARATE ILLUS FOR PARTS)

4B1220-MACH. SCREW...3 } DASH LAMP  
3B4501-LOCKWASHER...3 }  
IA2029-CAP SCREW (FRONT)...8 }  
IA2209-BOLT... (REAR)...8 } LAMP  
IB4203-NUT...-8 } BRACKET  
3B4506-LOCKWASHER...16 }  
IB4206-NUT...-4 } LAMP  
3B4510-LOCKWASHER...4 }  
6F7030-BOLT... (LONG)...1 } CLIP  
IB4203-NUT...-1 }  
3B4506-LOCKWASHER...1 }

2B8352  
WASHER - 8

7F4625 LAMP - 4  
(SEE SEPARATE ILLUS FOR PARTS)

5F900  
BRACKET-4

T-284-BOLT... ( $\frac{3}{4}$  LONG)...2 } CLIP  
IB4201-NUT...-2 }  
3B4504-LOCKWASHER...2 }

33806

**7F7140 LIGHTING SYSTEM GROUP—6 Volt—4 Lamp**

Serial No. 2U15001 to 2U21512 inclusive. For use without Cab, without Battery. 7F2921 Switch, 7F4625, IF7164 Lamps and 7F3875 Generator Group parts are shown on Pages 182, 183 and 186

IH5167  
CLIP-6

IH5165 CLIP ( $\frac{17}{32}$  HOLE)-7  
IH5166 CLIP ( $\frac{13}{32}$  HOLE)-14

IF7164  
DASH LAMP-1  
(SEE SEPARATE ILLUS FOR PARTS)

7F8393  
BRACKET-1

3H4386 WIRE ASSEM. ....1  
(FOR USE W/O ELECTRIC STARTER)

3H5065 WIRE ASSEM. ....1  
(FOR USE W/ELECTRIC STARTER)

3H2734 BATTERY GRP. ....1  
(SEE SEPARATE ILLUS FOR PARTS)

4F1498 GENERATOR GRP. ....1  
(SEE SEPARATE ILLUS FOR PARTS)

3H4106 STRAP-1  
(CIR. BREAKER TO AMMETER)

3H3777 HARNESS ASSEM. ....1  
(REAR CAB LIGHTING)

3H4102 HARNESS ASSEM. ....1  
(FRONT CAB LIGHTING)

7F9876  
GROMMET-1

7F6429  
AMMETER-1

3H4107 STRAP-1  
(CIR. BREAKER TO SWITCH)

5F900  
BRACKET-1

7F9853 TAIL LAMP-1  
(SEE SEPARATE ILLUS FOR PARTS)

S-1582-BOLT... (REAR)...3 } LAMP  
IB4203-NUT...-3 } BRACKET  
3B4506-LOCKWASHER...3 }

5B3447-MACH. SCREW...2 } AMMETER  
3B4501-LOCKWASHER...2 } TO PANEL

4B1220-MACH. SCREW...3 } DASH  
3B4510-LOCKWASHER...3 } LAMP

IB4206-NUT...-2 }  
2B8352-WASHER...-4 } LAMP  
3B4510-LOCKWASHER...2 }

IA2029-BOLT... (FRONT)...4 } LAMP  
3B4506-LOCKWASHER...4 } BRACKET

7F2921 SWITCH-1  
(SEE SEPARATE ILLUS FOR PARTS)

7F4625 LAMP-2  
(SEE SEPARATE ILLUS FOR PARTS)

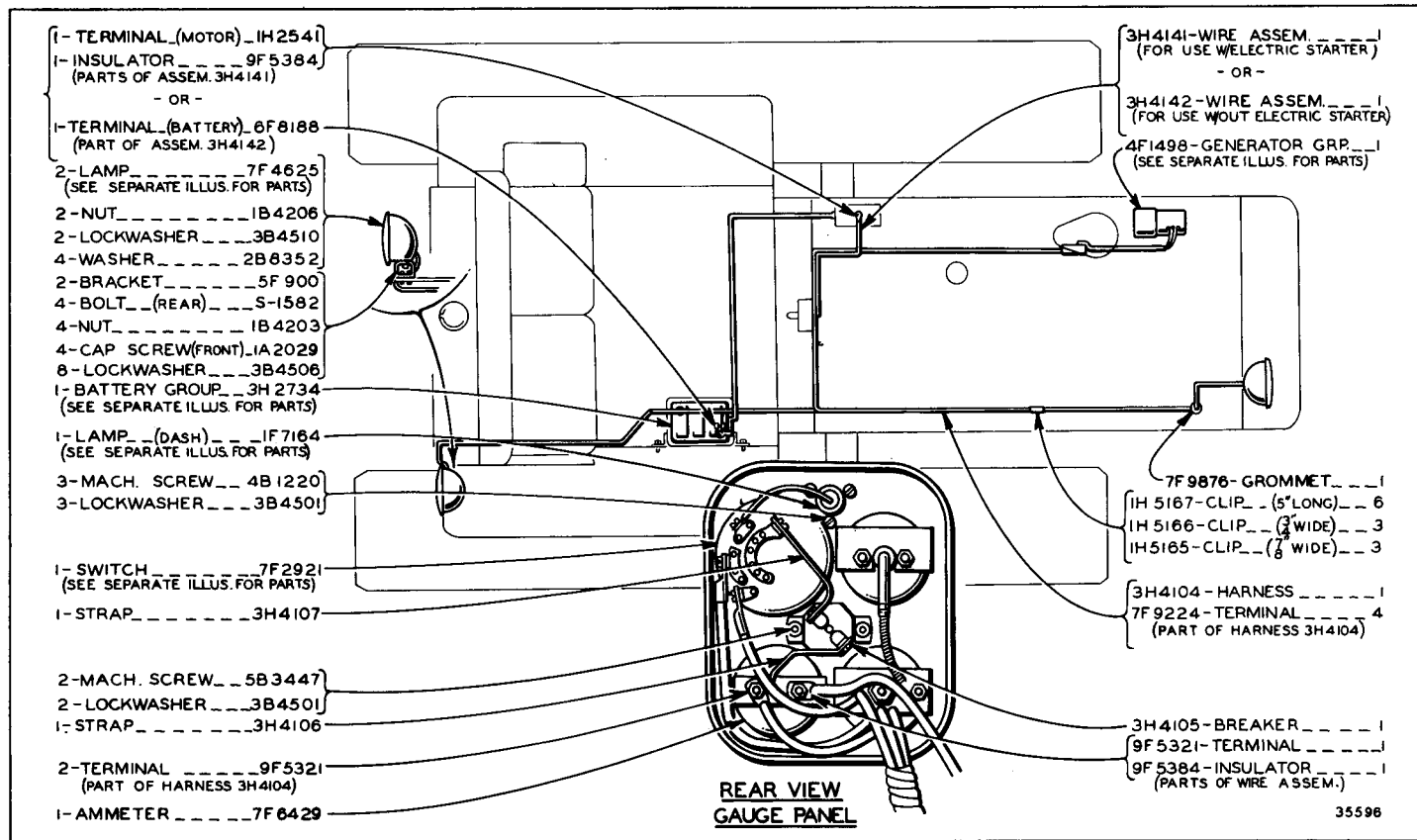
7F9853 TAIL LAMP-1  
(SEE SEPARATE ILLUS FOR PARTS)

42671

**3H9184 LIGHTING SYSTEM GROUP—6 Volt—2 Lamp**

Effective with Serial No. 2U21513. For use with Cab, with Battery. 7F2921 Switch, 7F4625, IF7164, 7F9853 Lamps, 4F1498 Generator Group and 3H2734 Battery Group parts are shown on Pages 182, 183, 185 and 199

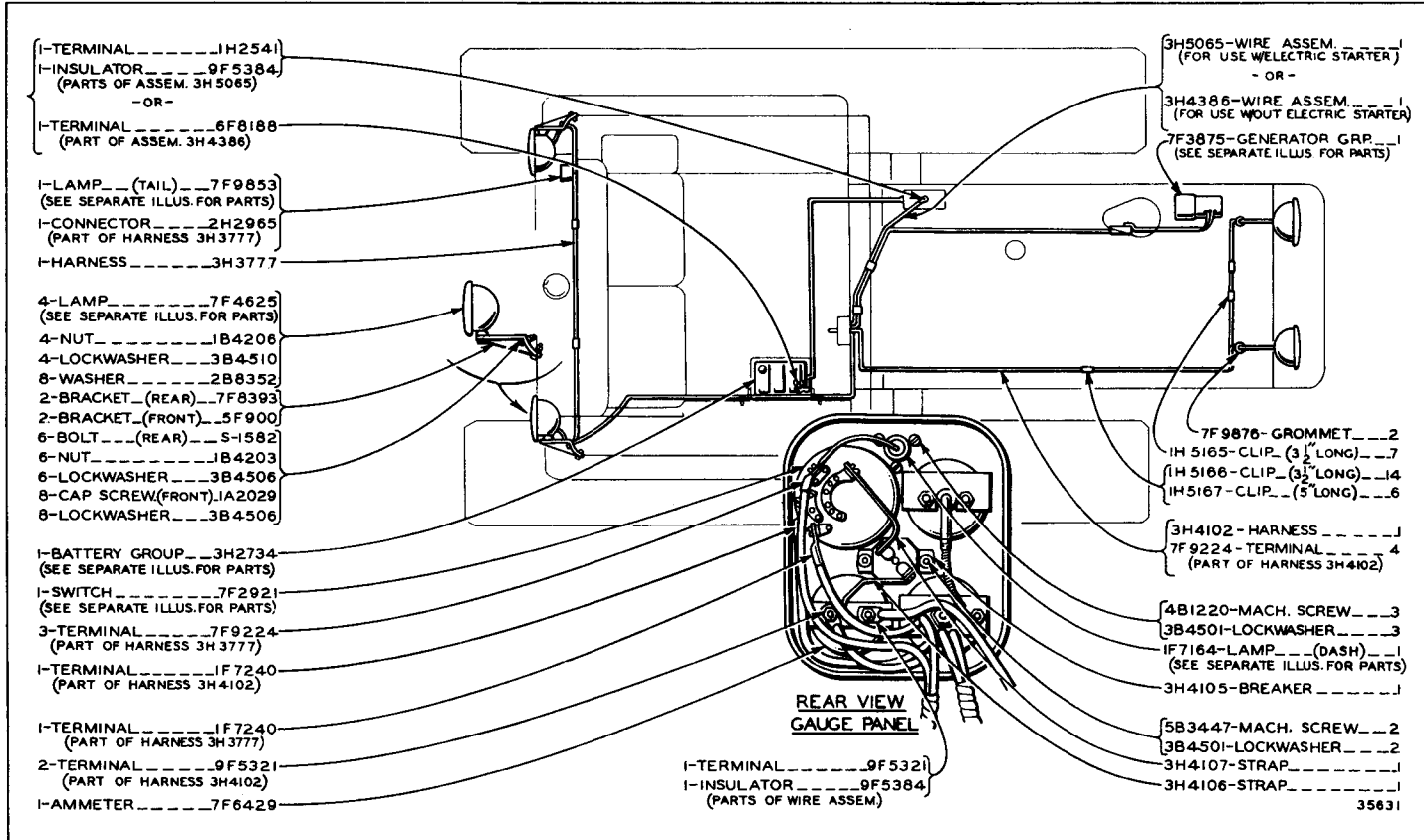
**ALWAYS GIVE SERIAL NUMBER WHEN ORDERING PARTS**



**3H4098 LIGHTING SYSTEM GROUP—6 Volt—2 Lamp**

Effective with Serial No. 2U21513




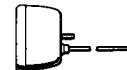








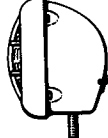

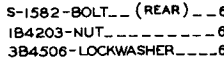
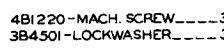
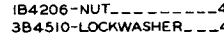
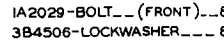
For use without Cab, with Battery, 7F2921 Switch, 7F4625, 1F7164 Lamps, 4F1498 Generator Group and 3H2734 Battery Group parts are shown on Pages 182, 183, 185 and 199



**3H4101 LIGHTING SYSTEM GROUP—6 Volt—4 Lamp**

Effective with Serial No. 2U21513

For use with Cab, with Battery, 7F2921 Switch, 7F4625, 1F7164, 7F9853 Lamps, 7F3875 Generator Group and 3H2734 Battery Group parts

 IH 5167 CLIP-6	 IH5165-CLIP( $\frac{17}{32}$ " HOLE)_7 IH5166-CLIP( $\frac{13}{32}$ " HOLE)_14	 3H4105 BREAKER-1 (CIRCUIT)	 7F9853-TAIL LAMP-1 (SEE SEPARATE ILLUS. FOR PARTS)
 3H 4107 STRAP-1 (CIR. BREAKER TO SWITCH)	 7F2921 SWITCH-1 (SEE SEPARATE ILLUS FOR PARTS)	 2B8352 WASHER-8	 3H3777-HARNESSE ASSEM.____1 (REAR CAB LIGHTING)
 5F900 BRACKET-2	 IF7164 DASH LAMP-1 (SEE SEPARATE ILLUS. FOR PARTS)	 7F9876 GROMMET-2	 3H4102-HARNESSE ASSEM.____1 (FRONT CAB LIGHTING)
 7F4625 LAMP-4 (SEE SEPARATE ILLUS. FOR PARTS)	 7F8393 BRACKET-2	 S-1582-BOLT__ (REAR)__ 8 } LAMP 1B4203-NUT----- 6 } BRACKET 3B4506-LOCKWASHER--- 6 }	 4B1220-MACH. SCREW--- 3 } DASH 3B4501-LOCKWASHER--- 3 } LAMP
		 1B4206-NUT----- 4 } LAMP 3B4510-LOCKWASHER--- 4 }	 1A2029-BOLT__ (FRONT)__ 8 } LAMP 3B4506-LOCKWASHER--- 8 } BRACKET 42672

**3H9185 LIGHTING SYSTEM GROUP—6 Volt—4 Lamp**

Effective with Serial No. 2U21513. For use with Cab, without Battery. 7F2921 Switch, 7F4625, IF7164, 7F9853 Lamps and 7F3875 Generator Group parts are shown on Pages 182, 183 and 186

**GET THE RIGHT PARTS THE FIRST TIME** — Parts service from your Caterpillar Dealer is fast and accurate. You save time and you save money by getting the right parts for your equipment without unnecessary delays.

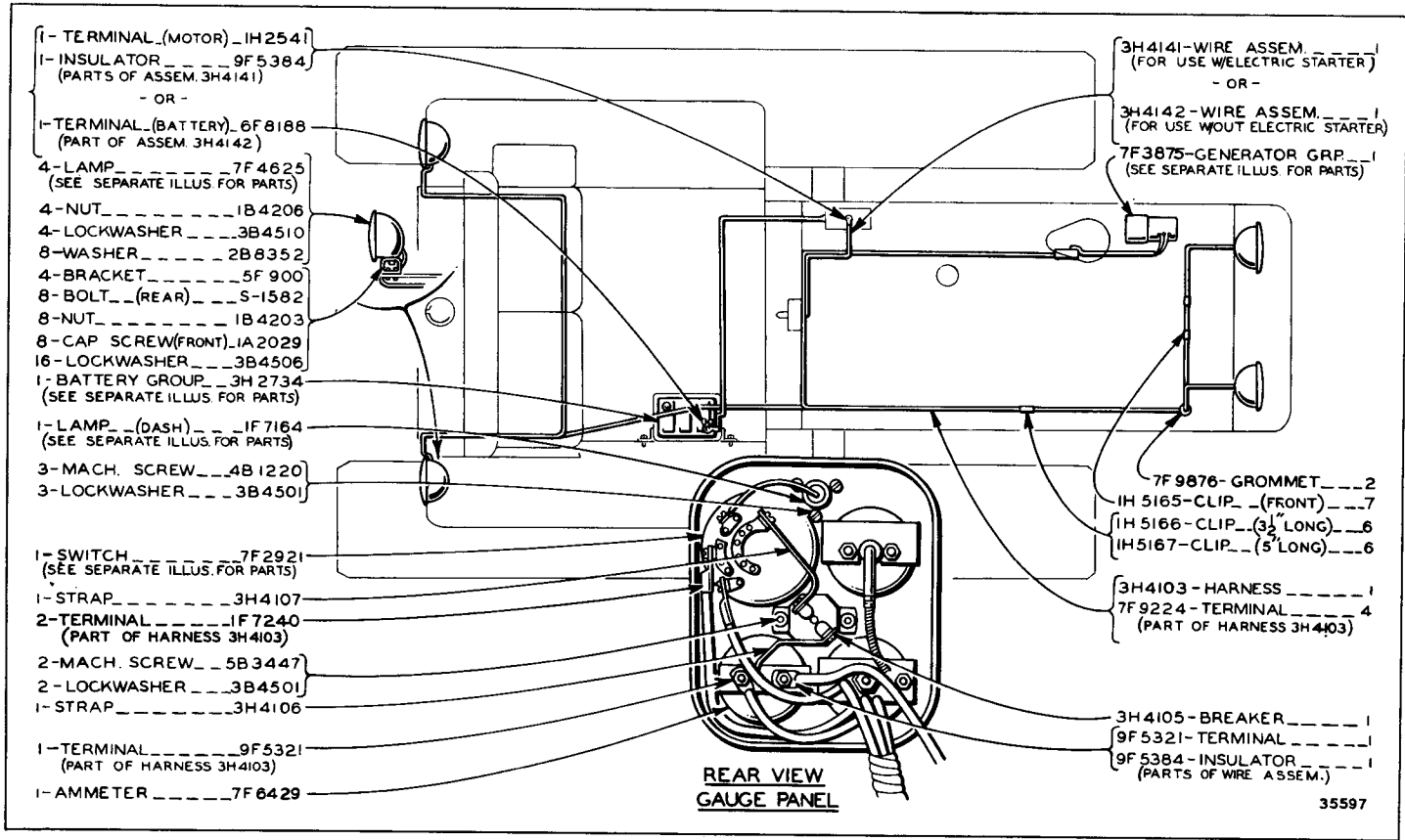
**OBTENGA LOS REPUESTOS CORRECTOS DESDE UN COMIENZO** — El suministro de repuestos de un Distribuidor Caterpillar es rápido y exacto. Usted gana tiempo y ahorra plata obteniendo los repuestos correctos para su equipo sin tardanzas indebidas.

**PROCEurez-VOUS TOUT DE SUITE LA PIECE QU'IL FAUT** — Le concessionnaire Caterpillar vous fournira exactement la pièce qu'il vous faut sans perte de temps. Vous pourrez faire la réparation rapidement et sans tâtonnements. Vous réaliserez ainsi des économies appréciables.

**OBTENHA LOGO AS PEÇAS CERTAS** — O serviço de peças de substituição do distribuidor Caterpillar é rápido e exato. Você economiza tempo e dinheiro obtendo as peças certas para o seu equipamento, sem atrasos desnecessários.



**SPECIFY GENUINE CATERPILLAR PARTS**



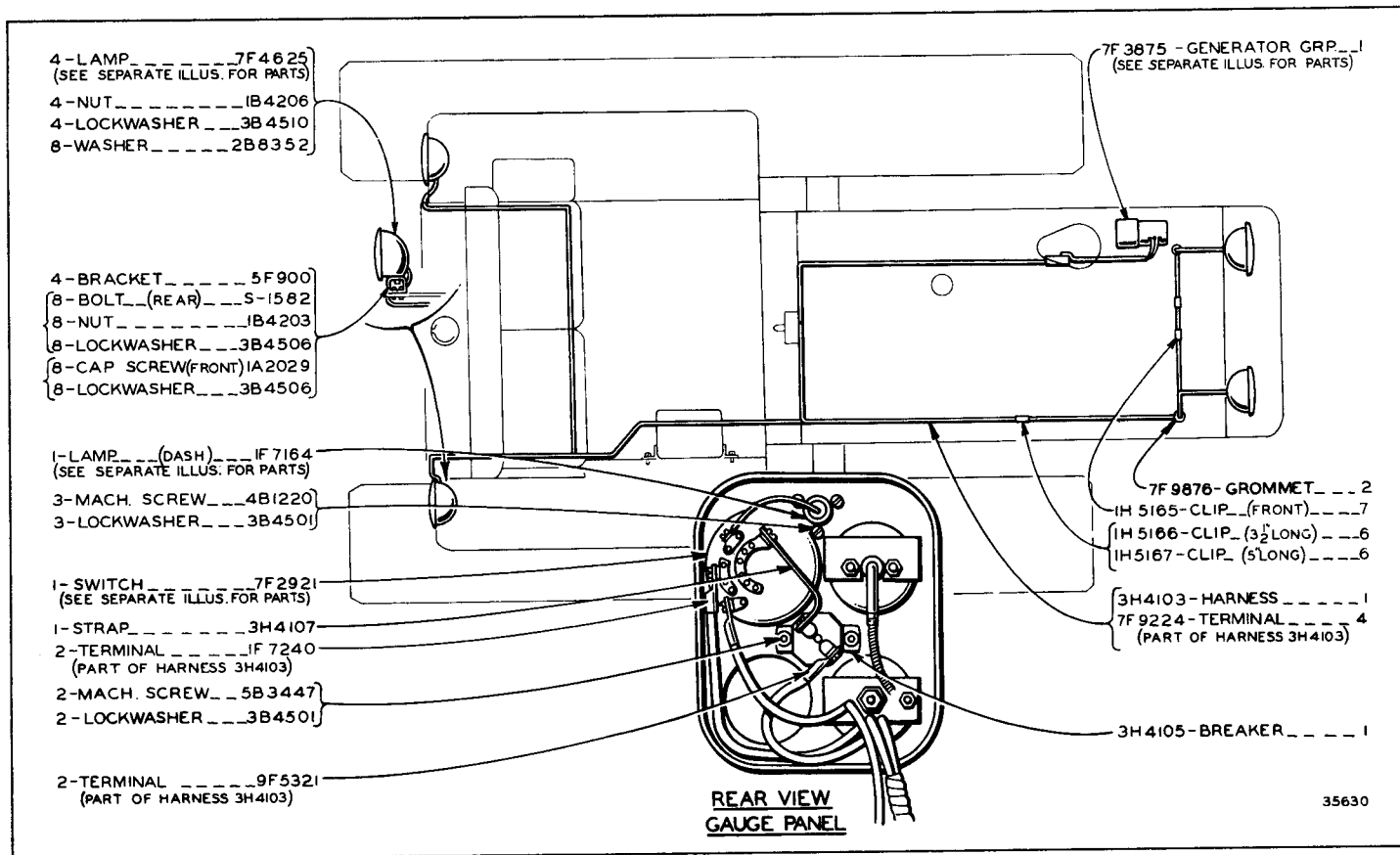
3H4100 LIGHTING SYSTEM GROUP—6 Volt—4 Lamp

Effective with Serial No. 2U21513

For use without Cab, with Battery. 7F2921 Switch, 7F4625, 7F7164 Lamps, 7F3875 Generator Group and 3H2734 Battery Group parts

See also on Pages 172, 173, 184, 185, 186, 187, 188, 189, 190, 191, 192, 193, 194, 195, 196, 197, 198, 199, 200, 201, 202, 203, 204, 205, 206, 207, 208, 209, 210, 211, 212, 213, 214, 215, 216, 217, 218, 219, 220, 221, 222, 223, 224, 225, 226, 227, 228, 229, 230, 231, 232, 233, 234, 235, 236, 237, 238, 239, 240, 241, 242, 243, 244, 245, 246, 247, 248, 249, 250, 251, 252, 253, 254, 255, 256, 257, 258, 259, 260, 261, 262, 263, 264, 265, 266, 267, 268, 269, 270, 271, 272, 273, 274, 275, 276, 277, 278, 279, 280, 281, 282, 283, 284, 285, 286, 287, 288, 289, 290, 291, 292, 293, 294, 295, 296, 297, 298, 299, 300, 301, 302, 303, 304, 305, 306, 307, 308, 309, 310, 311, 312, 313, 314, 315, 316, 317, 318, 319, 320, 321, 322, 323, 324, 325, 326, 327, 328, 329, 330, 331, 332, 333, 334, 335, 336, 337, 338, 339, 340, 341, 342, 343, 344, 345, 346, 347, 348, 349, 350, 351, 352, 353, 354, 355, 356, 357, 358, 359, 360, 361, 362, 363, 364, 365, 366, 367, 368, 369, 370, 371, 372, 373, 374, 375, 376, 377, 378, 379, 380, 381, 382, 383, 384, 385, 386, 387, 388, 389, 390, 391, 392, 393, 394, 395, 396, 397, 398, 399, 400, 401, 402, 403, 404, 405, 406, 407, 408, 409, 410, 411, 412, 413, 414, 415, 416, 417, 418, 419, 420, 421, 422, 423, 424, 425, 426, 427, 428, 429, 430, 431, 432, 433, 434, 435, 436, 437, 438, 439, 440, 441, 442, 443, 444, 445, 446, 447, 448, 449, 450, 451, 452, 453, 454, 455, 456, 457, 458, 459, 460, 461, 462, 463, 464, 465, 466, 467, 468, 469, 470, 471, 472, 473, 474, 475, 476, 477, 478, 479, 480, 481, 482, 483, 484, 485, 486, 487, 488, 489, 490, 491, 492, 493, 494, 495, 496, 497, 498, 499, 500, 501, 502, 503, 504, 505, 506, 507, 508, 509, 510, 511, 512, 513, 514, 515, 516, 517, 518, 519, 520, 521, 522, 523, 524, 525, 526, 527, 528, 529, 530, 531, 532, 533, 534, 535, 536, 537, 538, 539, 540, 541, 542, 543, 544, 545, 546, 547, 548, 549, 550, 551, 552, 553, 554, 555, 556, 557, 558, 559, 560, 561, 562, 563, 564, 565, 566, 567, 568, 569, 570, 571, 572, 573, 574, 575, 576, 577, 578, 579, 580, 581, 582, 583, 584, 585, 586, 587, 588, 589, 590, 591, 592, 593, 594, 595, 596, 597, 598, 599, 600, 601, 602, 603, 604, 605, 606, 607, 608, 609, 610, 611, 612, 613, 614, 615, 616, 617, 618, 619, 620, 621, 622, 623, 624, 625, 626, 627, 628, 629, 630, 631, 632, 633, 634, 635, 636, 637, 638, 639, 640, 641, 642, 643, 644, 645, 646, 647, 648, 649, 650, 651, 652, 653, 654, 655, 656, 657, 658, 659, 660, 661, 662, 663, 664, 665, 666, 667, 668, 669, 670, 671, 672, 673, 674, 675, 676, 677, 678, 679, 680, 681, 682, 683, 684, 685, 686, 687, 688, 689, 690, 691, 692, 693, 694, 695, 696, 697, 698, 699, 700, 701, 702, 703, 704, 705, 706, 707, 708, 709, 710, 711, 712, 713, 714, 715, 716, 717, 718, 719, 720, 721, 722, 723, 724, 725, 726, 727, 728, 729, 730, 731, 732, 733, 734, 735, 736, 737, 738, 739, 740, 741, 742, 743, 744, 745, 746, 747, 748, 749, 750, 751, 752, 753, 754, 755, 756, 757, 758, 759, 760, 761, 762, 763, 764, 765, 766, 767, 768, 769, 770, 771, 772, 773, 774, 775, 776, 777, 778, 779, 780, 781, 782, 783, 784, 785, 786, 787, 788, 789, 790, 791, 792, 793, 794, 795, 796, 797, 798, 799, 800, 801, 802, 803, 804, 805, 806, 807, 808, 809, 810, 811, 812, 813, 814, 815, 816, 817, 818, 819, 820, 821, 822, 823, 824, 825, 826, 827, 828, 829, 830, 831, 832, 833, 834, 835, 836, 837, 838, 839, 840, 841, 842, 843, 844, 845, 846, 847, 848, 849, 850, 851, 852, 853, 854, 855, 856, 857, 858, 859, 860, 861, 862, 863, 864, 865, 866, 867, 868, 869, 870, 871, 872, 873, 874, 875, 876, 877, 878, 879, 880, 881, 882, 883, 884, 885, 886, 887, 888, 889, 890, 891, 892, 893, 894, 895, 896, 897, 898, 899, 900, 901, 902, 903, 904, 905, 906, 907, 908, 909, 910, 911, 912, 913, 914, 915, 916, 917, 918, 919, 920, 921, 922, 923, 924, 925, 926, 927, 928, 929, 930, 931, 932, 933, 934, 935, 936, 937, 938, 939, 940, 941, 942, 943, 944, 945, 946, 947, 948, 949, 950, 951, 952, 953, 954, 955, 956, 957, 958, 959, 960, 961, 962, 963, 964, 965, 966, 967, 968, 969, 970, 971, 972, 973, 974, 975, 976, 977, 978, 979, 980, 981, 982, 983, 984, 985, 986, 987, 988, 989, 990, 991, 992, 993, 994, 995, 996, 997, 998, 999, 1000

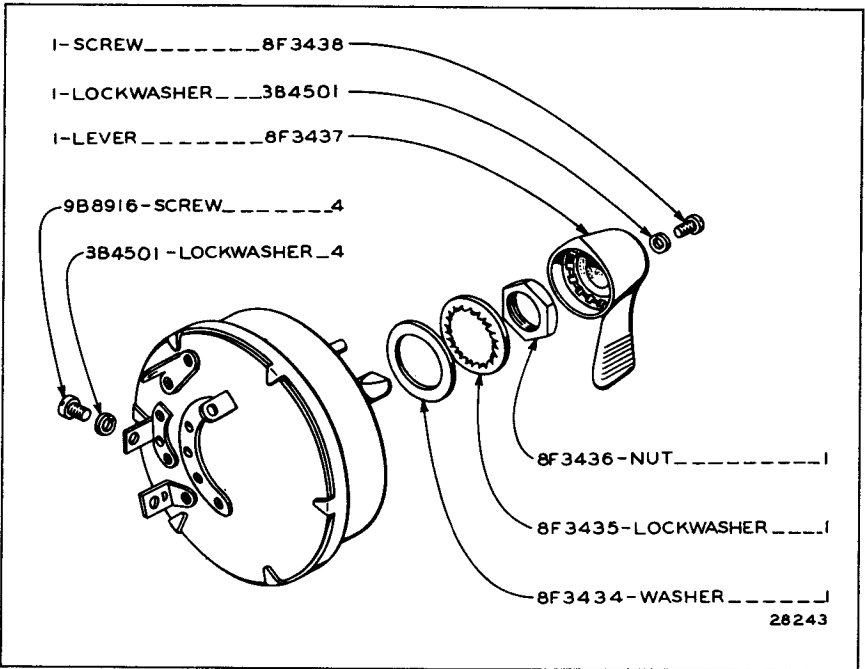




**3H4099 LIGHTING SYSTEM GROUP—6 Volt—4 Lamp**

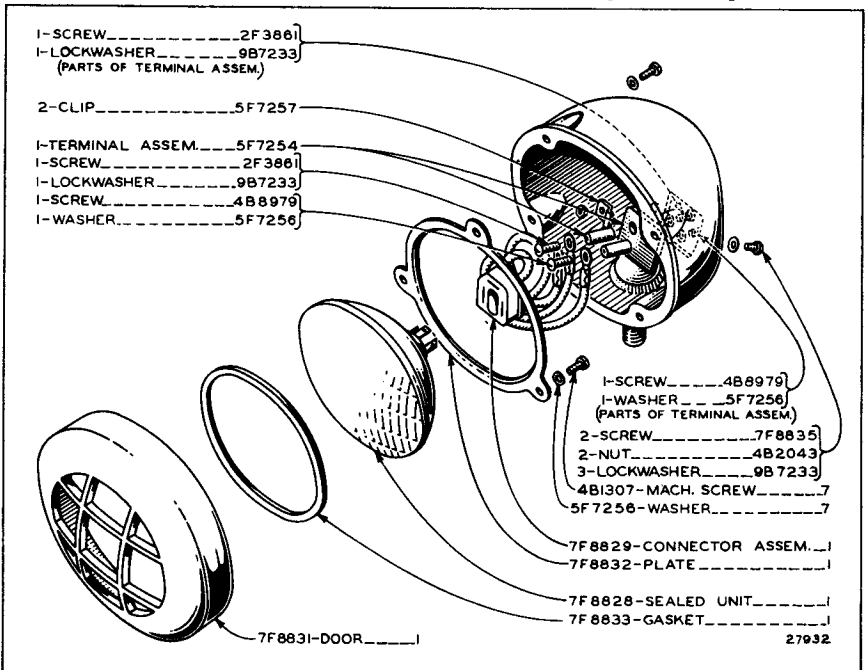
Effective with Serial No. 2U21513

For use without Cab, without Battery. 7F2921 Switch, 7F4625, 1F7164 Lamps and 7F3875 Generator Group parts are shown on Pages 182, 183 and 186



**7F291 SWITCH—6 Volt**

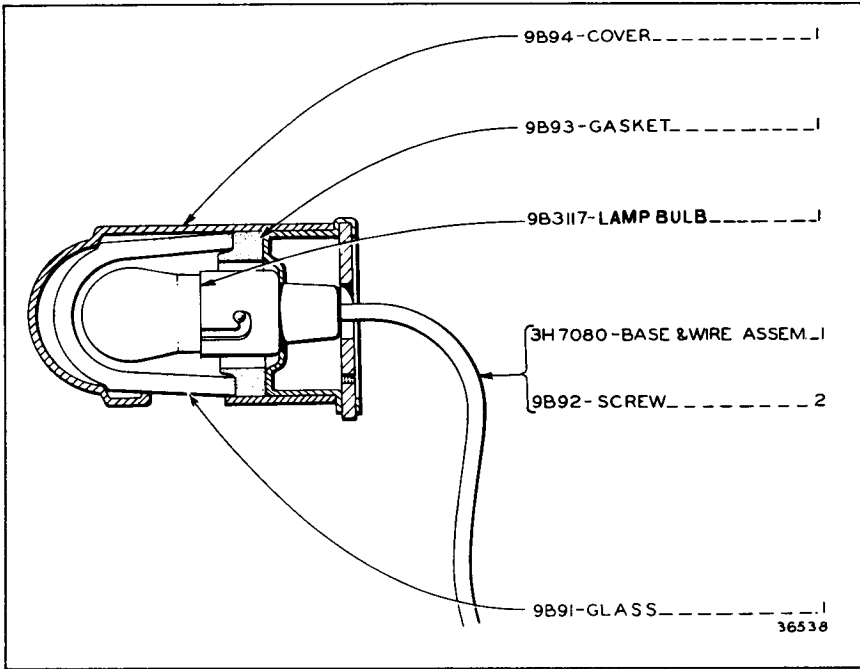
Part of 3H1768, 2B9171, 7F9200, 3H1763, 7F7135, 7F7140, 3H9184, 3H4098, 3H4101, 3H9185, 3H4100 and 3H4099 Lighting System Groups shown on Pages 173 through 181



**7F4625 LAMP—6 Volt**

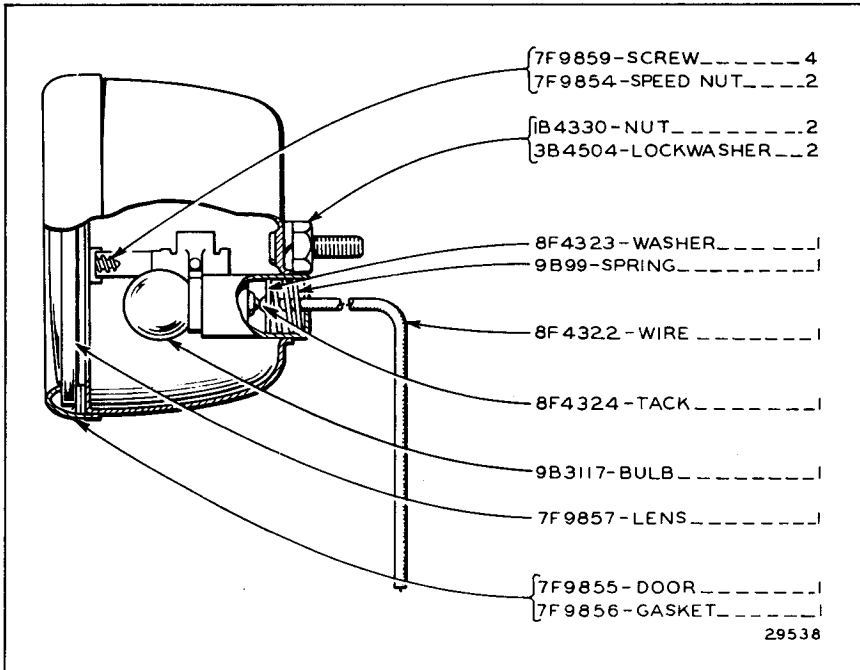
Part of 3H1768, 2B9171, 7F9200, 3H1763, 7F7135, 7F7140, 3H9184, 3H4098, 3H4101, 3H9185, 3H4100 and 3H4099 Lighting System Groups shown on Pages 173 through 181

**ALWAYS GIVE SERIAL NUMBER WHEN ORDERING PARTS**



**1F7164 DASH LAMP ASSEMBLY—6 Volt**

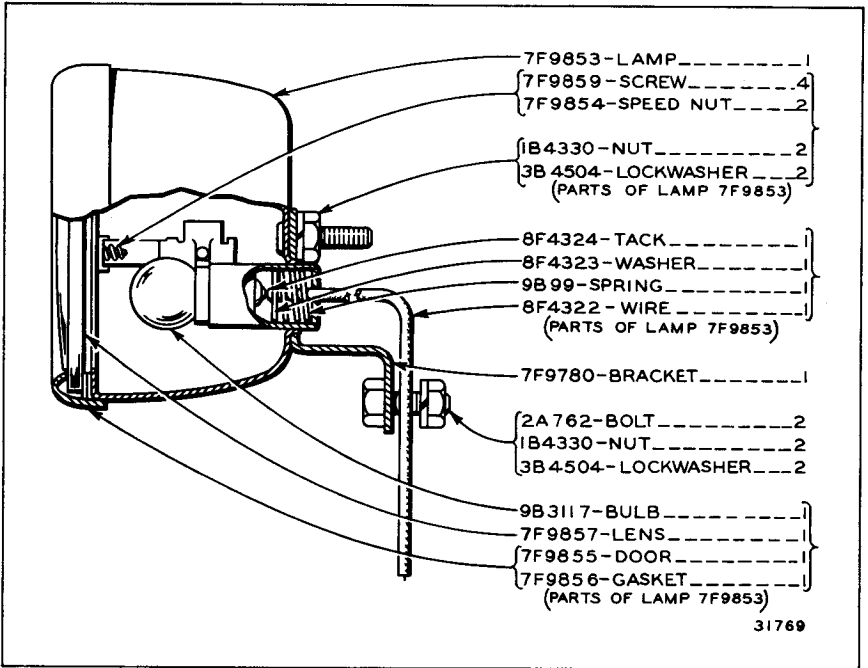
Part of 3H1768, 2B9171, 7F9200, 3H1763, 7F7135, 7F7140, 3H9184, 3H4098, 3H4101, 3H9185, 3H4100 and 3H4099 Lighting System Groups shown on Pages 173 through 181



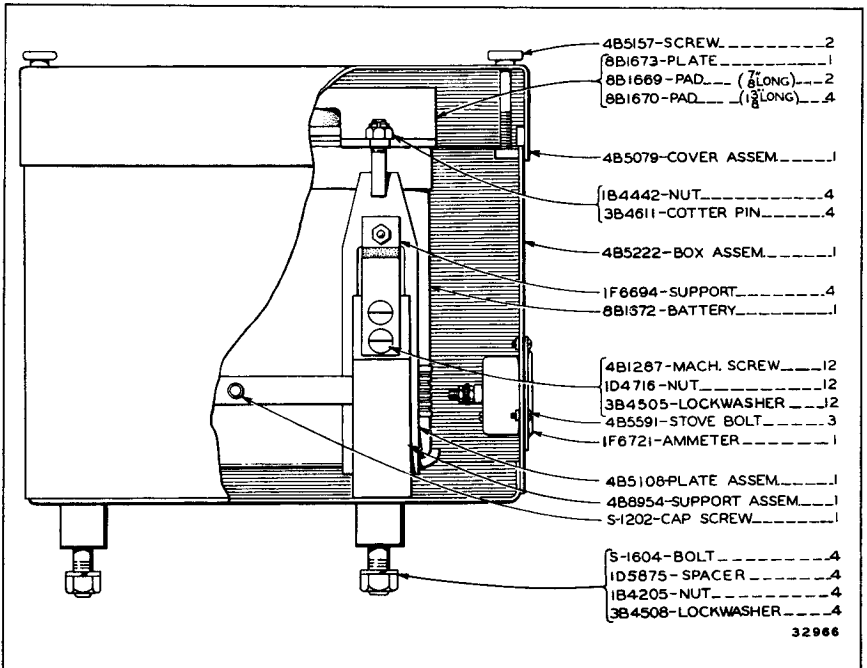
**7F9853 TAIL LAMP—6 Volt**

Part of 3H1768, 7F9200, 3H1763, 3H9184, 3H4101 and 3H9185 Lighting System Groups shown on Pages 173 through 176, 178 and 179

ONLY "CATERPILLAR" PARTS GIVE "CATERPILLAR" PERFORMANCE



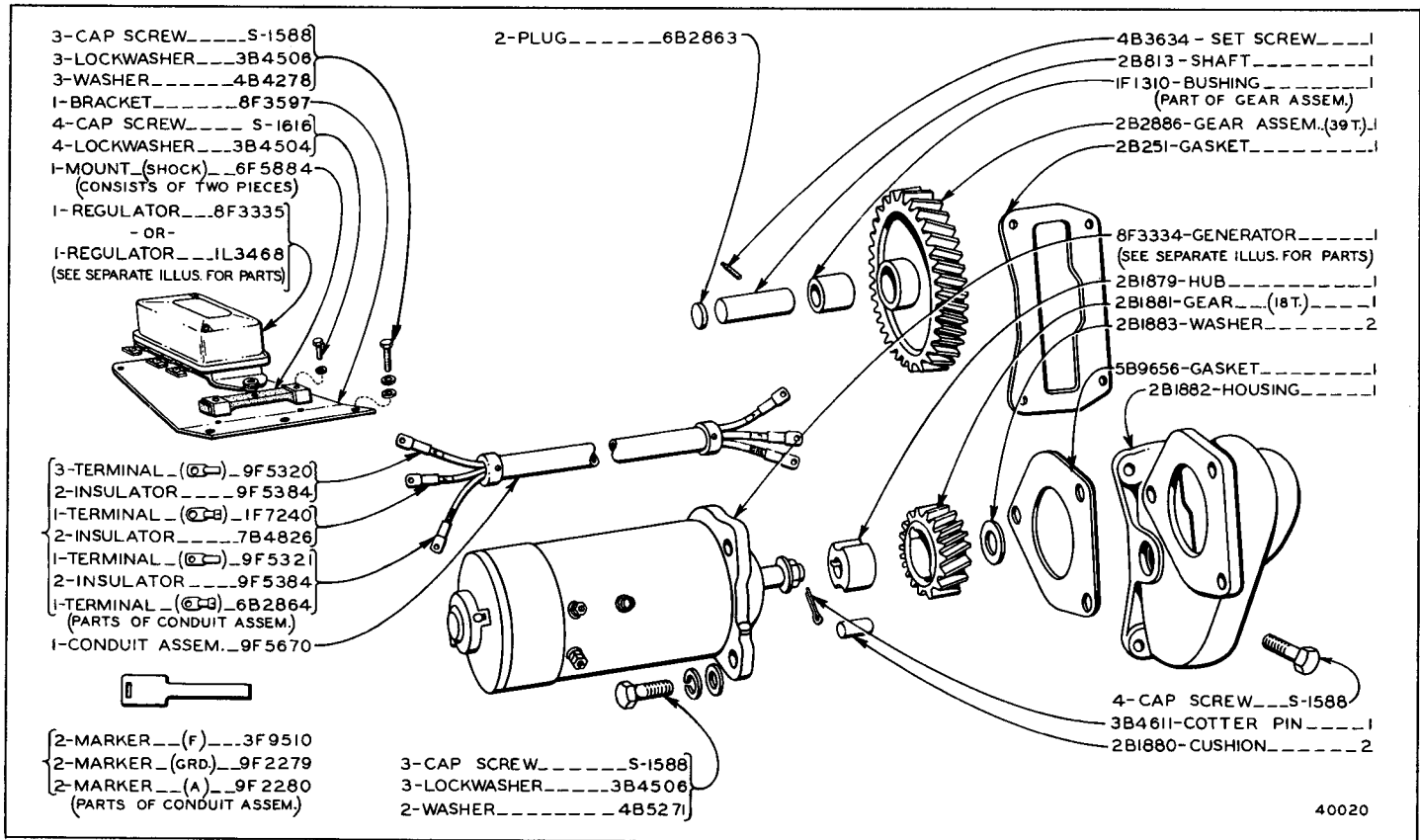
**9F1699 TAIL LAMP GROUP—6 Volt**  
 For use with Lighting Systems



**4B5163 BATTERY AND BOX GROUP**

Part of 3H1768, 2B9171, 7F9200, 7F7135 Lighting System Groups; 8B2883 and 9F2812 Electric Starter Groups shown on Pages 173, 174, 175, 196 and 197

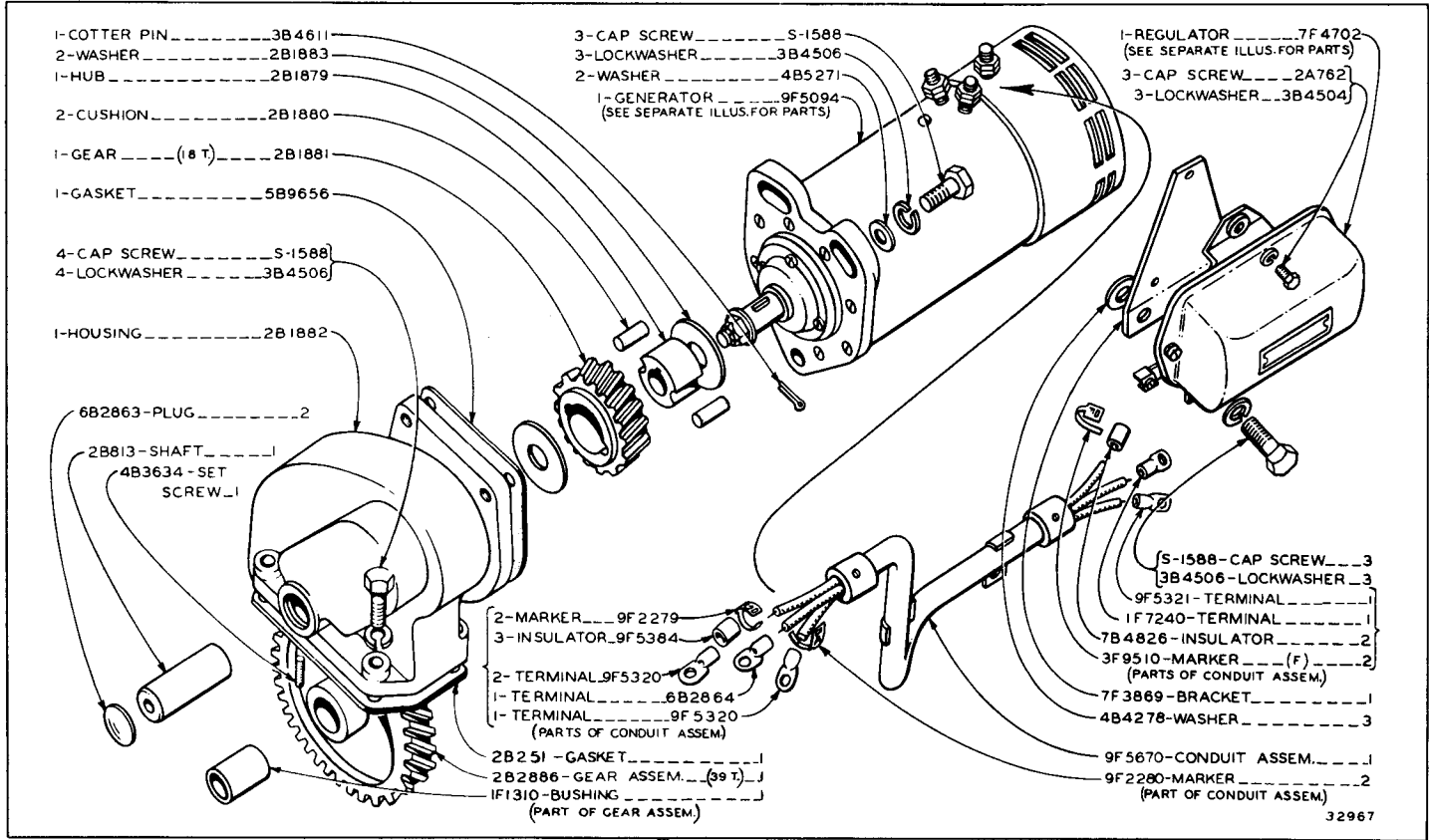
**ALWAYS GIVE SERIAL NUMBER WHEN ORDERING PARTS**



4F1498 GENERATOR GROUP—6 Volt, 18 Ampere

For use with Battery

Part of 3H1768, 2B9171, 3H9184, 3H4098 Lighting System Groups, 8B2883 and 3H3912 Electric Starter Groups shown on Pages 173, 176, 177, 196 and 198. 8F3334 Generator, 8F3335 and 1L3468 Regulator parts are shown on Pages 188, 191 and 192

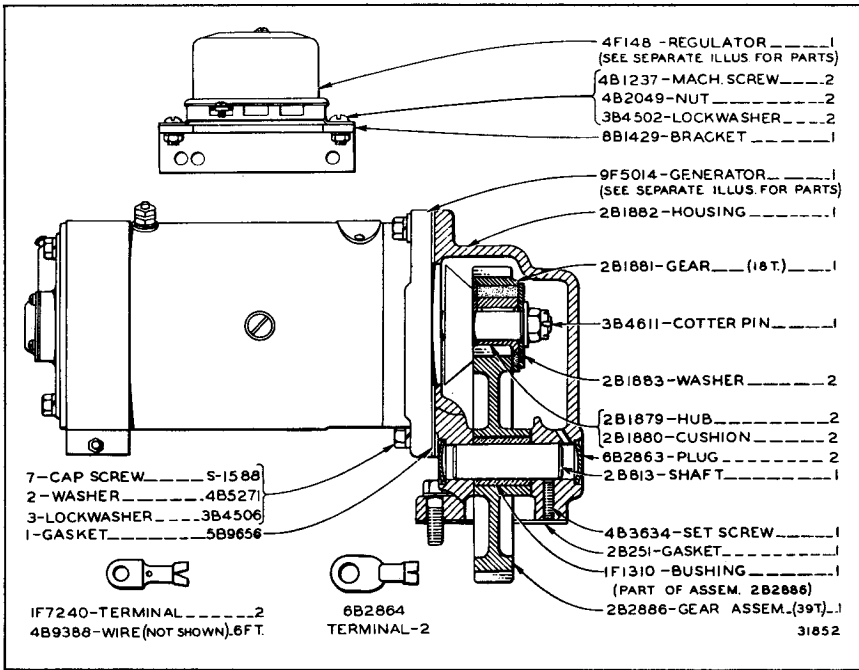


32967

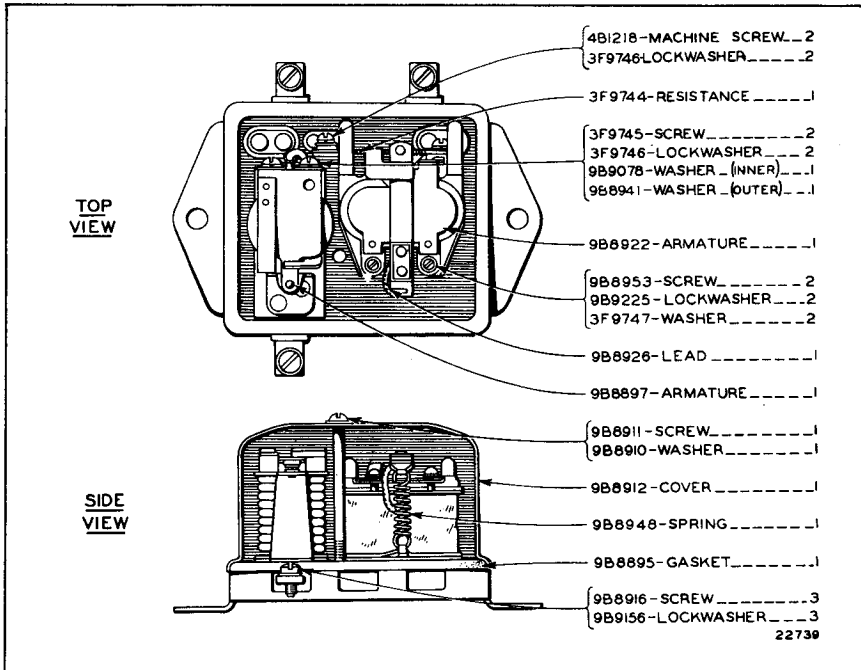
**7F3875 GENERATOR GROUP—6 Volt, 40 Ampere**

For use with or without Battery

Part of 7F9200, 3H1763, 7F7135, 7F7140, 3H4101, 3H9185, 3H4100, 3H4099 Lighting System Groups, 9F2812 and 3H3911 Electric Starter Groups shown

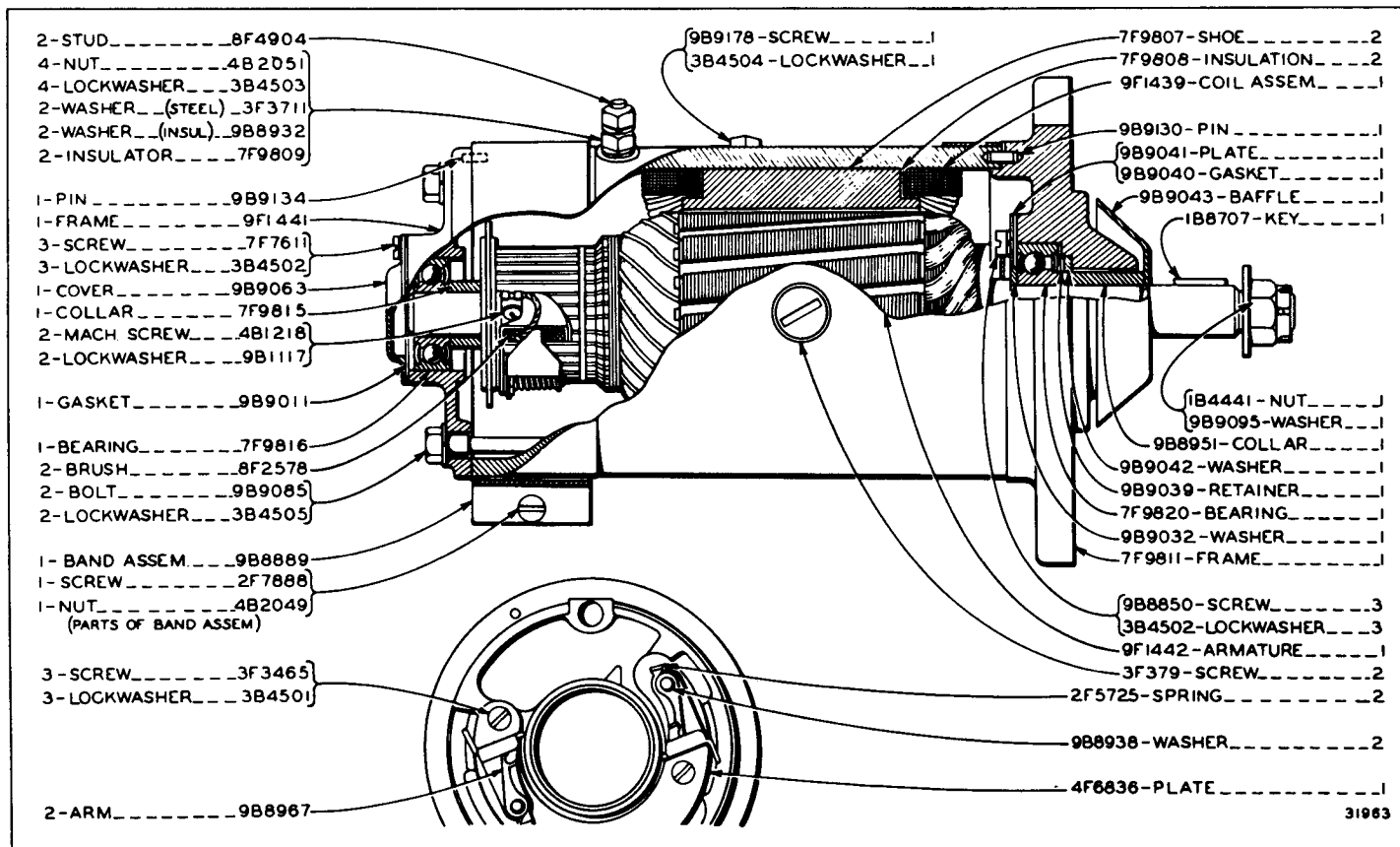


**4F2779 GENERATOR GROUP—12 Volt, 10 Ampere**  
For use with Battery  
9F5014 Generator parts are shown on Page 190



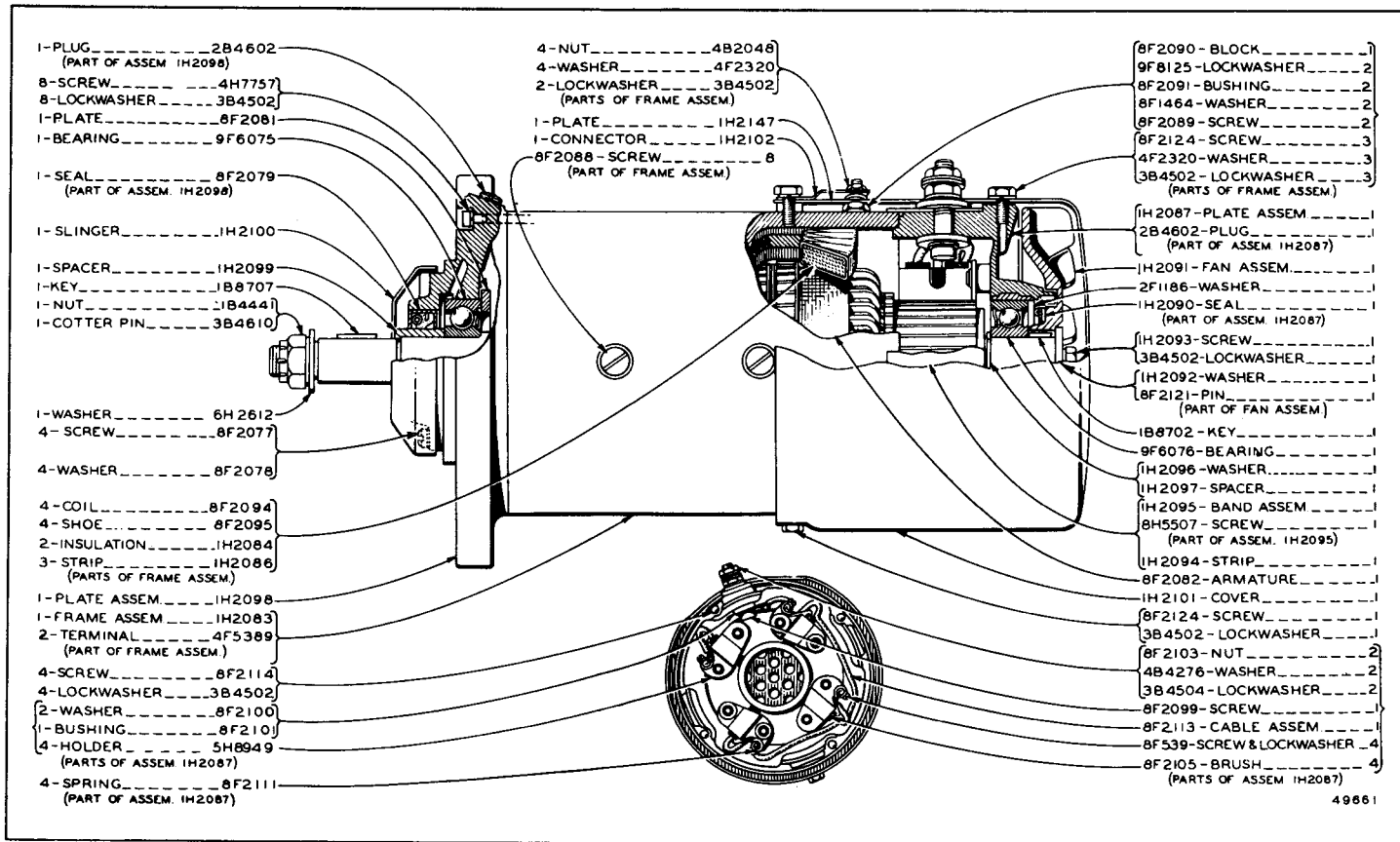
**4F148 REGULATOR—12 Volt, 10 Ampere**  
Part of 4F2779 Generator Group

ONLY "CATERPILLAR" PARTS GIVE "CATERPILLAR" PERFORMANCE



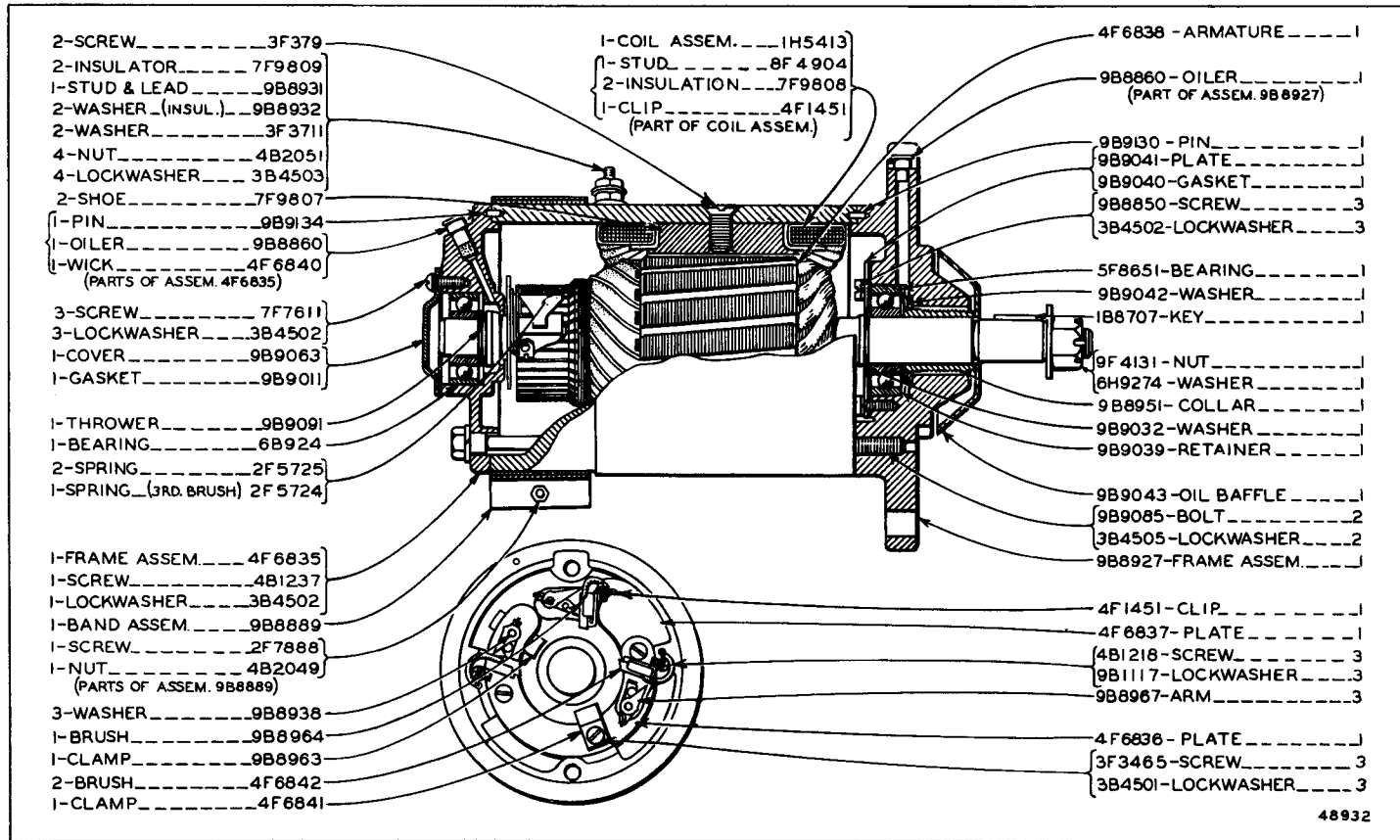
8F3334 GENERATOR—6 Volt, 18 Ampere  
 Part of 4F1498 Generator Group shown on Page 185





9F5094 GENERATOR—6 Volt, 40 Ampere  
Part of 7F3875 Generator Group shown on Page 186

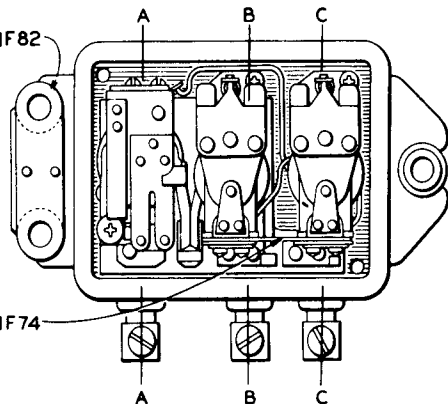
49661



48932

9F5014 GENERATOR—12 Volt, 10 Ampere  
 Part of 4F2779 Generator Group shown on Page 187

3- GROMMET.....IF82



TOP VIEW

1- CONNECTOR.....IF74

2- SPRING.....7F3821

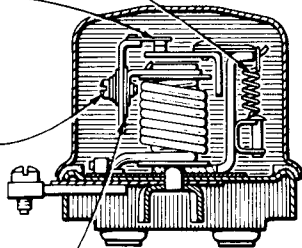
2- CONTACTOR ASSEM. IF69

4- SCREW.....2F5824

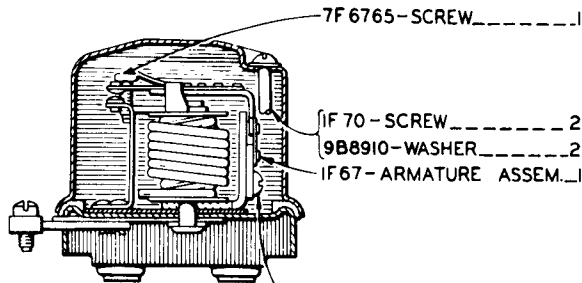
2- LOCKWASHER.....IF75

4- BUSHING.....IF76

4- INSULATOR \_\_\_7F3827



VIEW B-B



VIEW A-A

7F 6765- SCREW.....1

IF 70- SCREW.....2

9B8910- WASHER.....2

IF 67- ARMATURE ASSEM. 1

5F 3512- SCREW.....2

9B1117- LOCKWASHER.....2

IF 78- COVER.....1

7F 6766- SCREW.....2

IF 77- GASKET.....1

7F 3826- COIL.....2

IF 73- CLAMP.....3

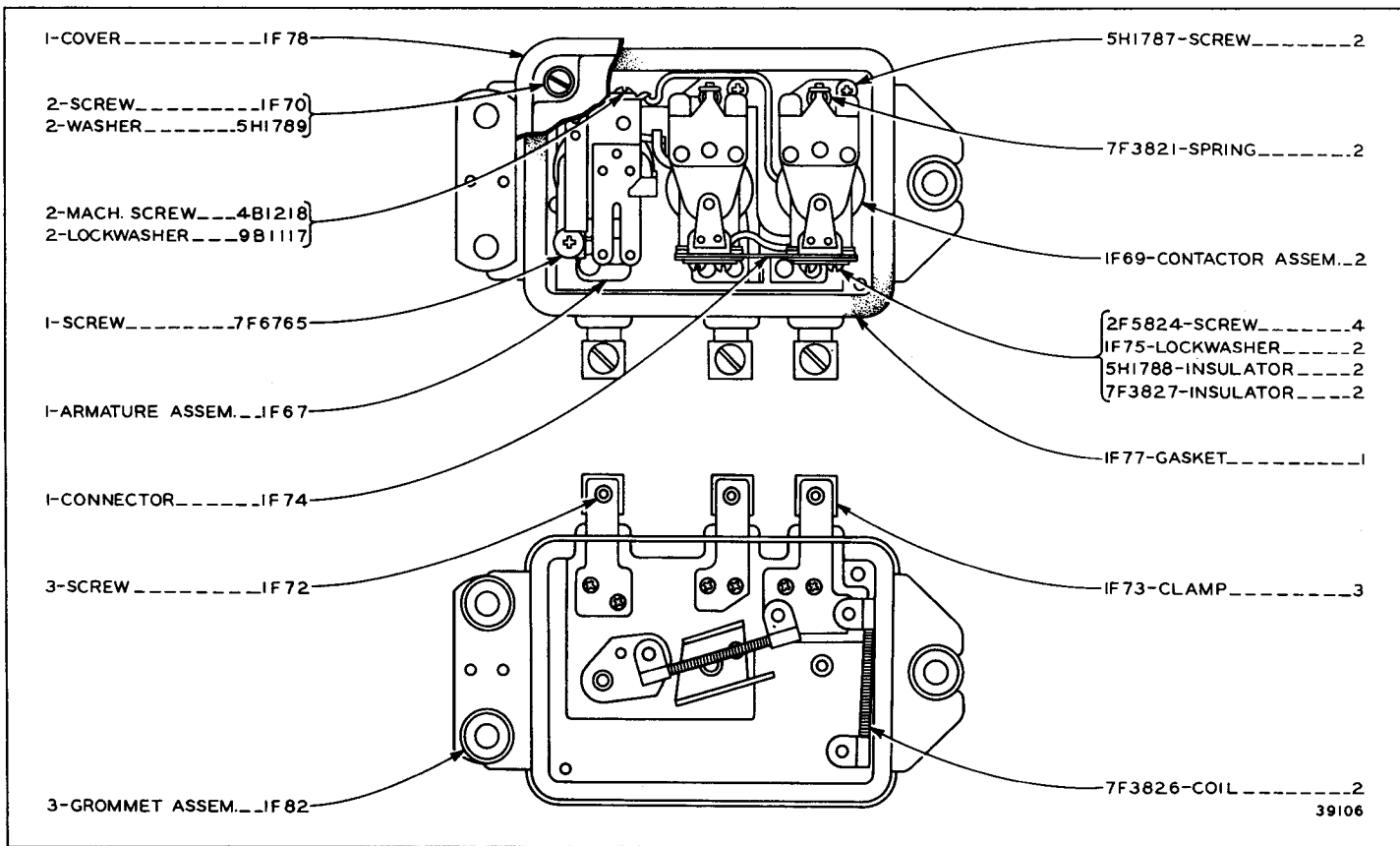
IF 72- SCREW.....3

26771

**8F3335 REGULATOR—6 Volt, 18 Ampere**

Part of 4F1498 Generator Group shown on Page 185

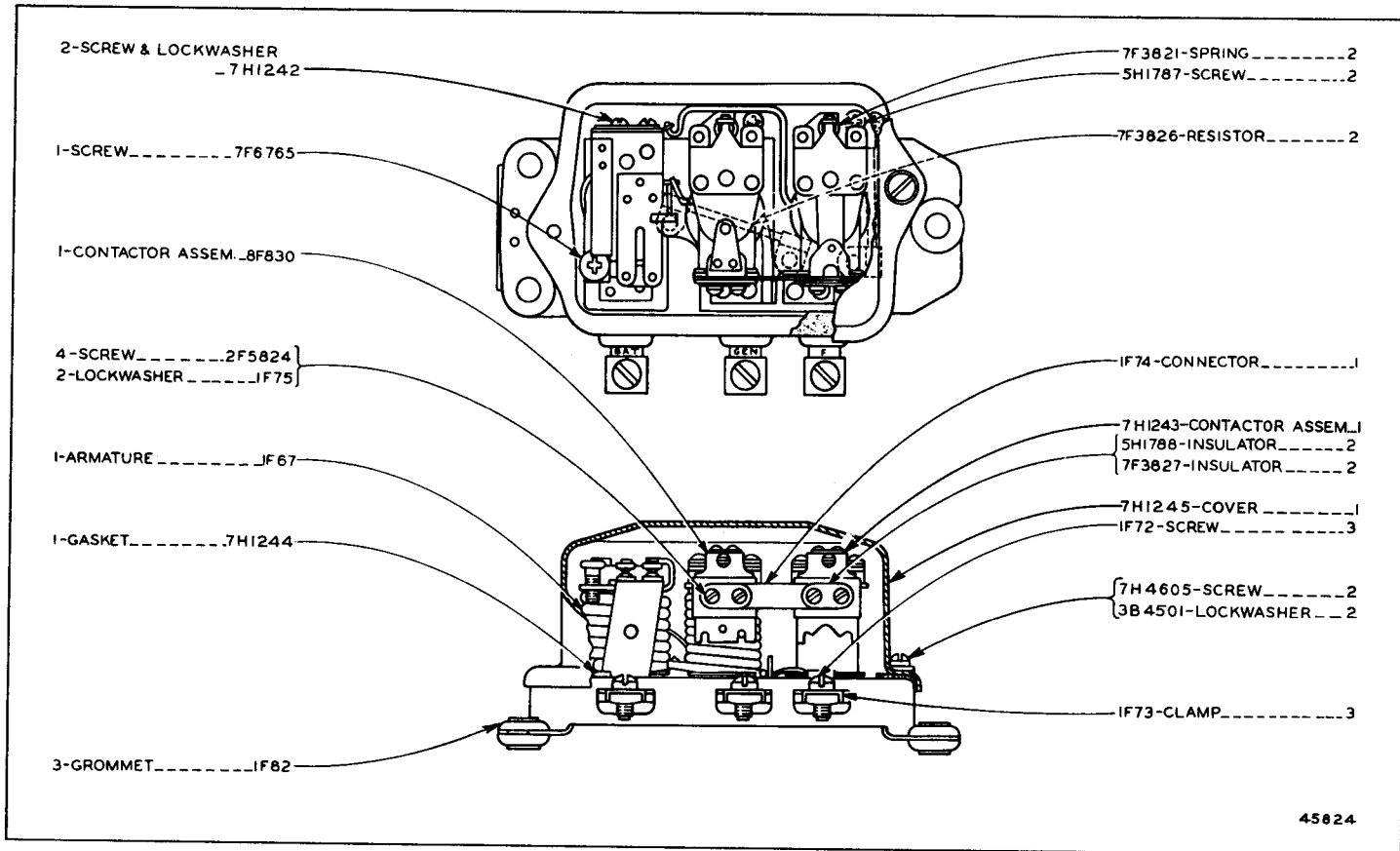
Only separate parts serviced. When complete Regulator is required order 7H842 shown on Page 193



**1L3468 REGULATOR—6 Volt, 18 Ampere**

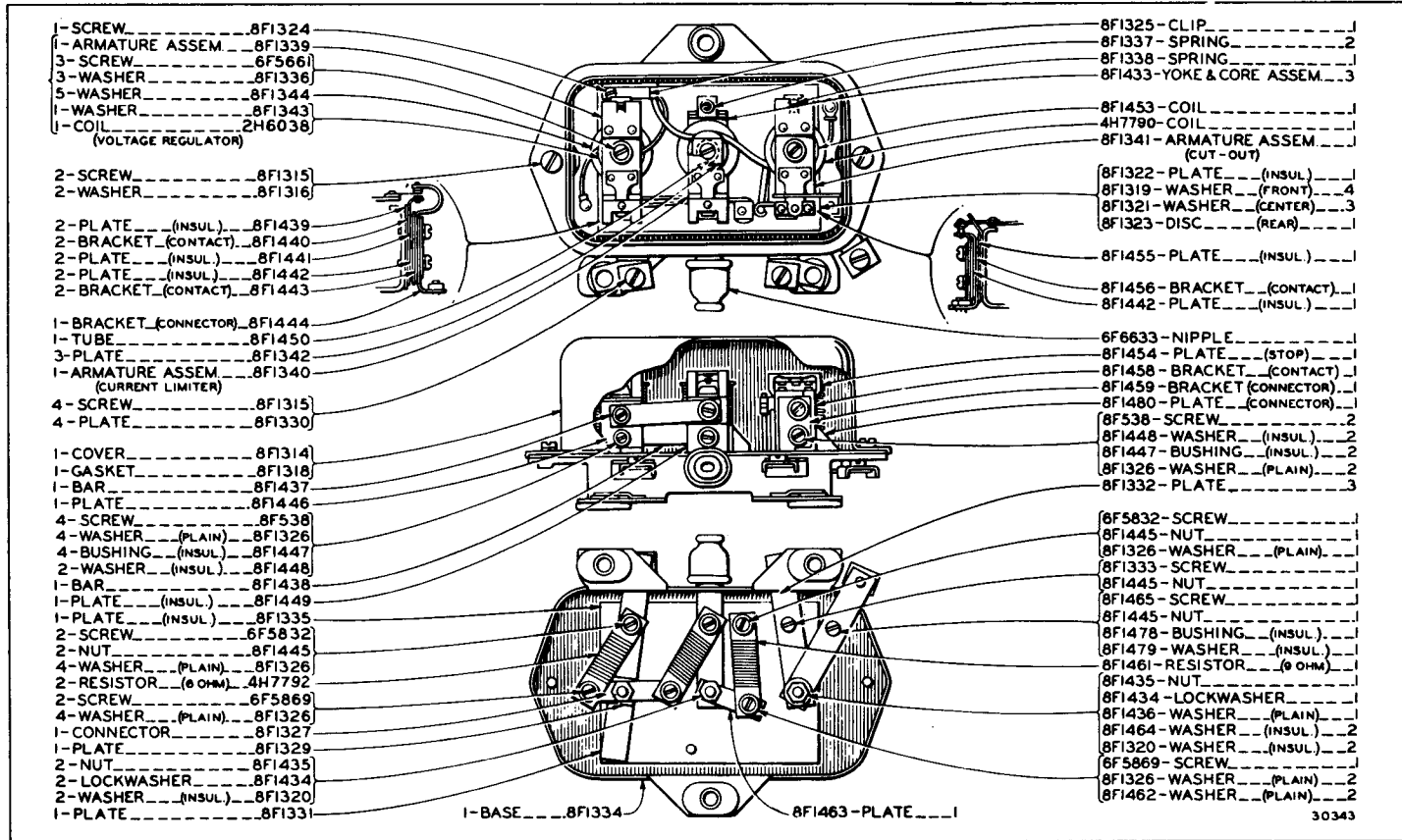
Part of 4F1498 Generator Group shown on Page 185

Only separate parts serviced. When complete Regulator is serviced, install 7F6765

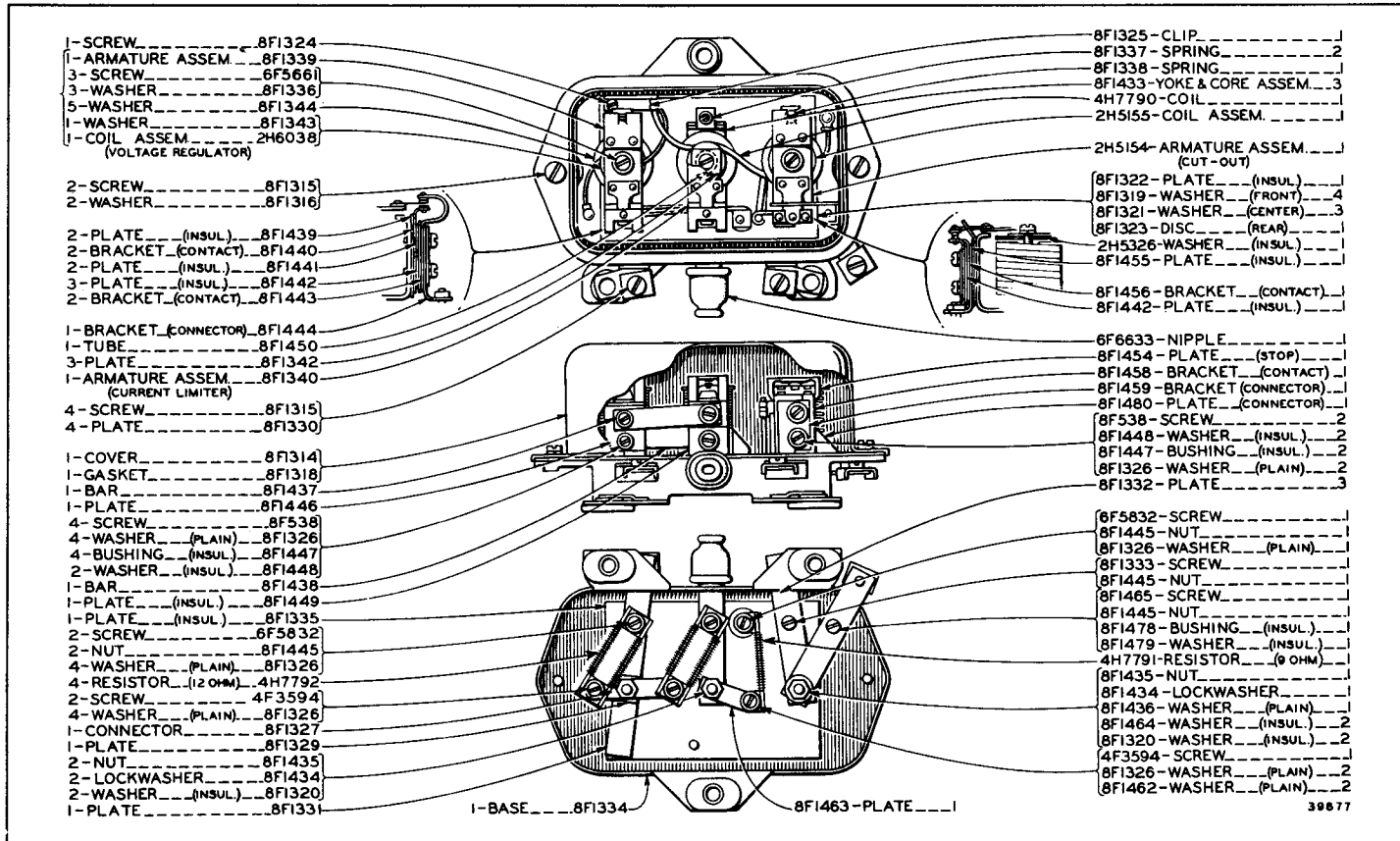


45824

7H842 REGULATOR ASSEMBLY—6 Volt, 20 Ampere

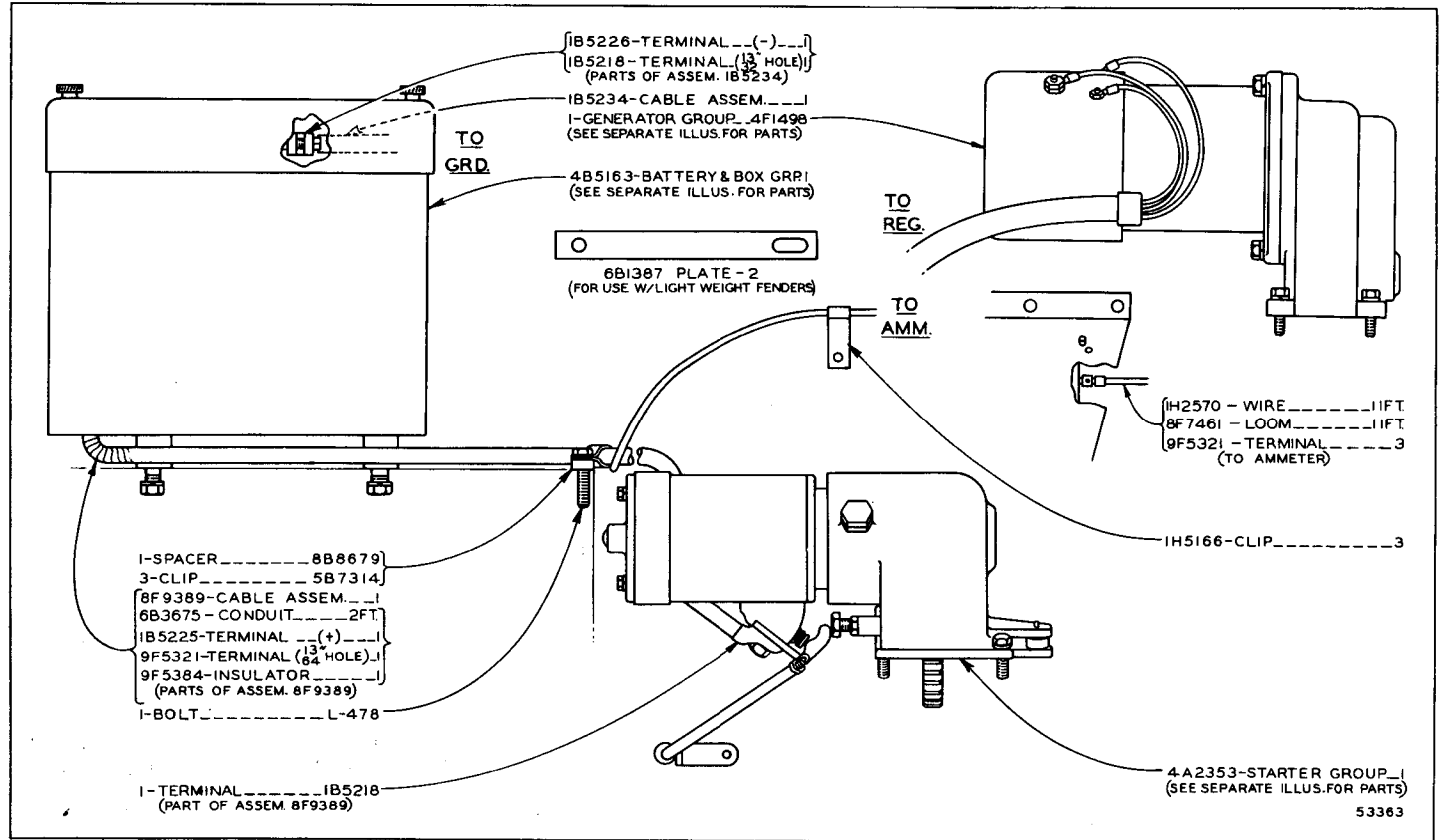


7F4702 REGULATOR—6 Volt, 40 Ampere—First Type  
 Part of 7F3875 Generator Group shown on Page 186



7F4702 REGULATOR—6 Volt, 40 Ampere—Second Type  
 Part of 7F3875 Generator Group shown on Page 186

ALWAYS GIVE SERIAL NUMBER WHEN ORDERING PARTS



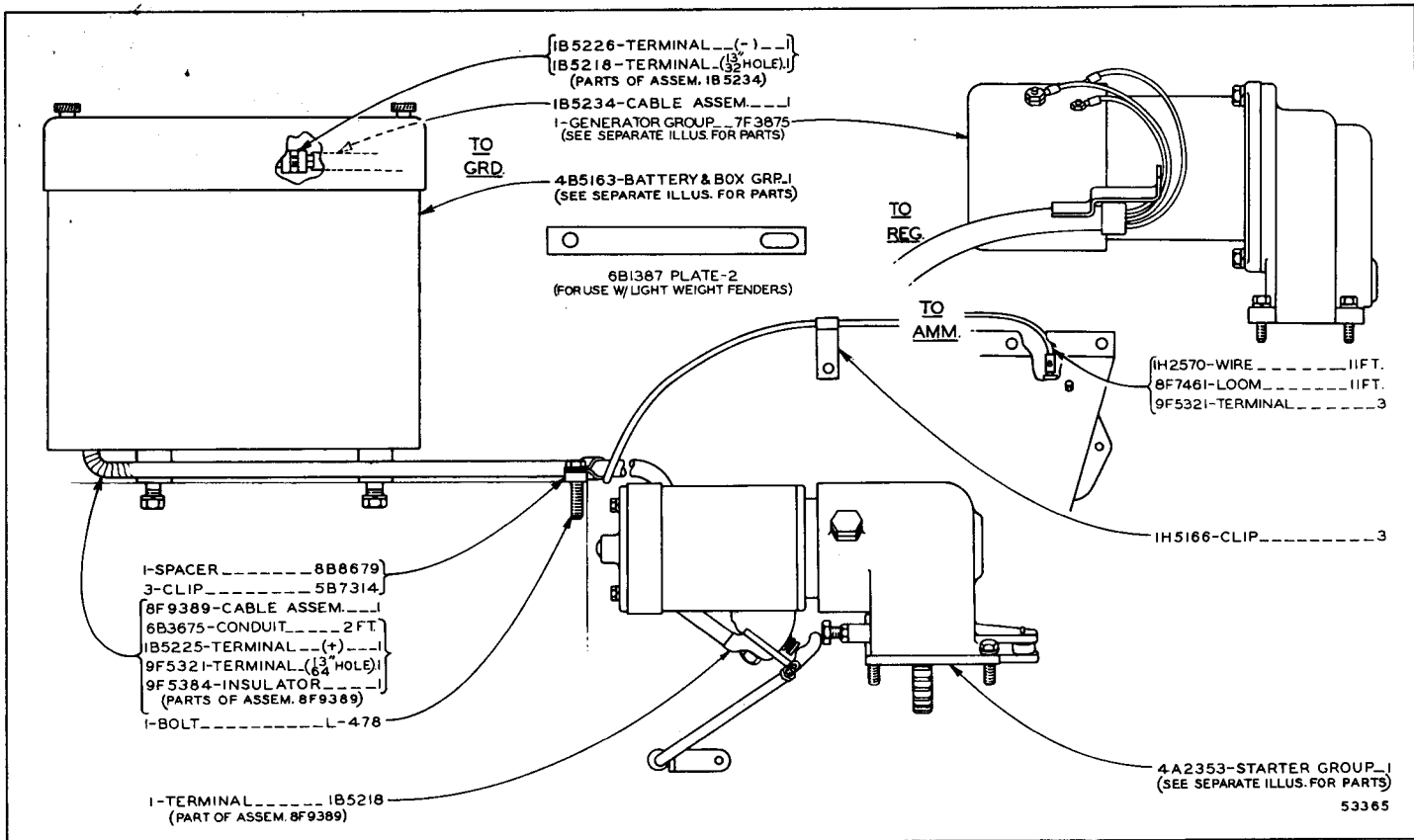
53363

**8B2883 ELECTRIC STARTER GROUP—6 Volt, 18 Ampere**

Serial No. 2U15001 to 2U21512 inclusive

For use with Startin- Engine, without Lights. 4B5163 Battery and Box Gro p. 4F1498 Generator Group and 4A2353 Electric Starter Group p.

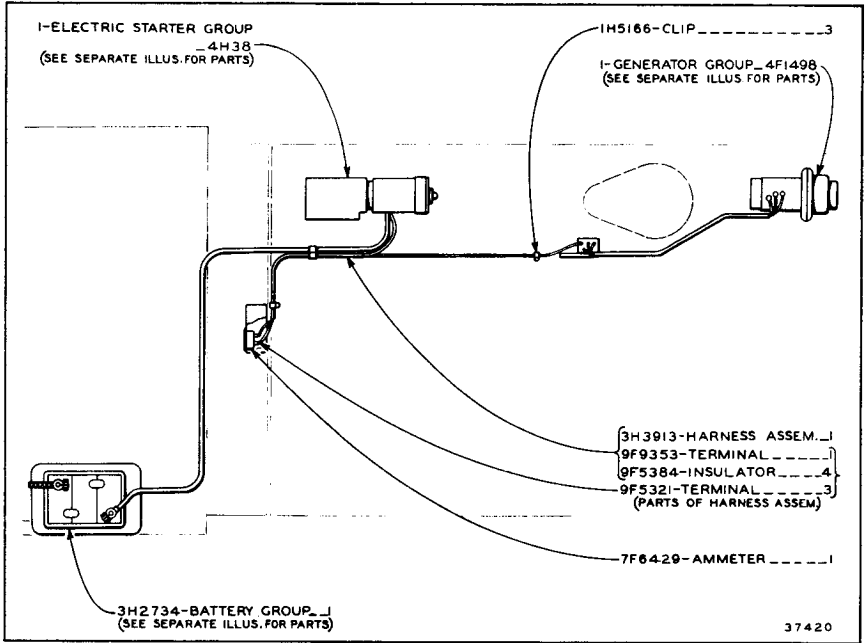




**9F2812 ELECTRIC STARTER GROUP—6 Volt, 40 Ampere**

Serial No. 2U15001 to 2U21512 inclusive

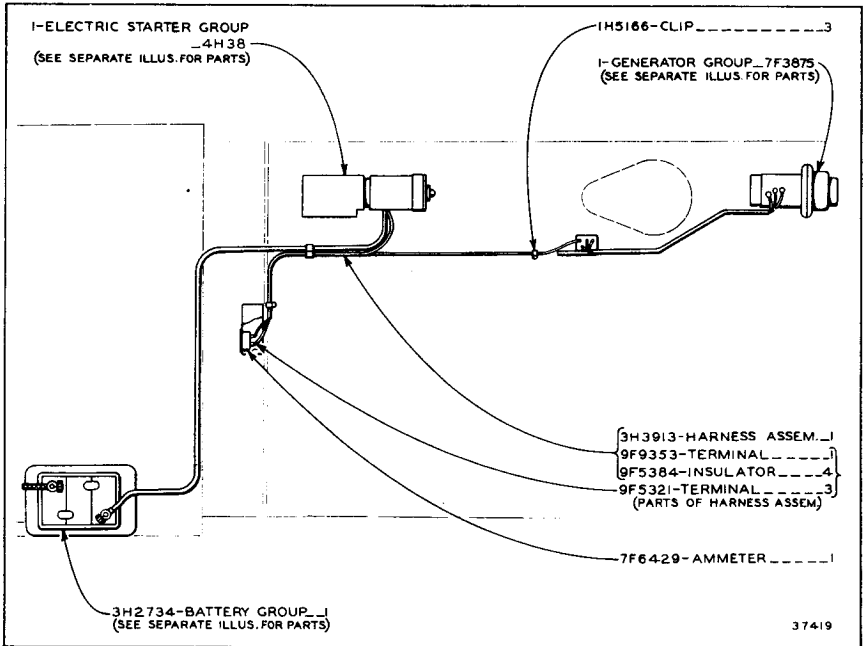
For use with Starting Engine, without Lights. 4B5163 Battery and Box Group, 7F3875 Generator Group and 4A2353 Electric Starter Group parts are shown on Pages 184, 186 and 199



**3H3912 ELECTRIC STARTER GROUP—6 Volt, 18 Ampere**

Effective with Serial No. 2U21513

For use with Starting Engine, without Lights, 4F1498 Generator Group and 4H38 Electric Starter Group parts are shown on Pages 185 and 201

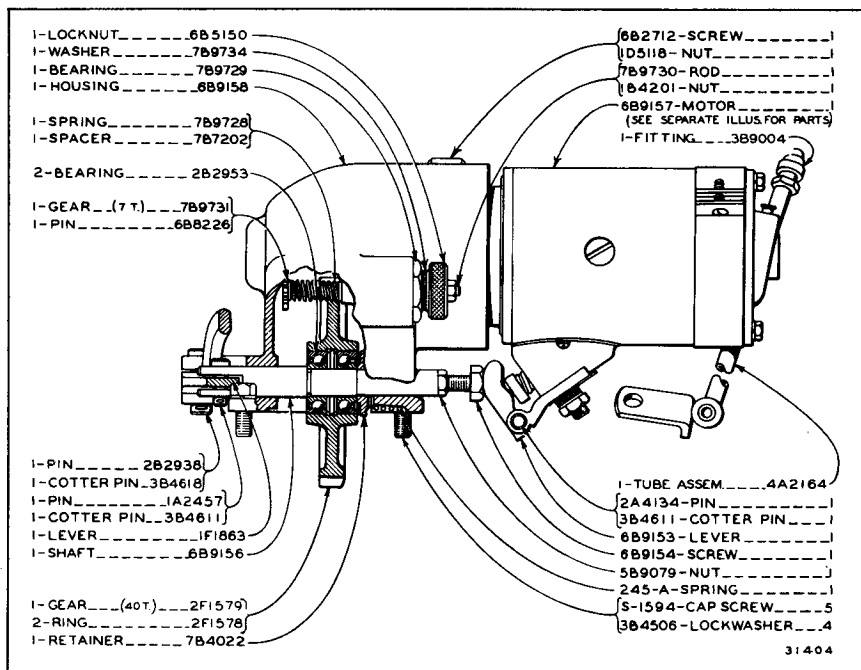


**3H3911 ELECTRIC STARTER GROUP—6 Volt, 40 Ampere**

Effective with Serial No. 2U21513

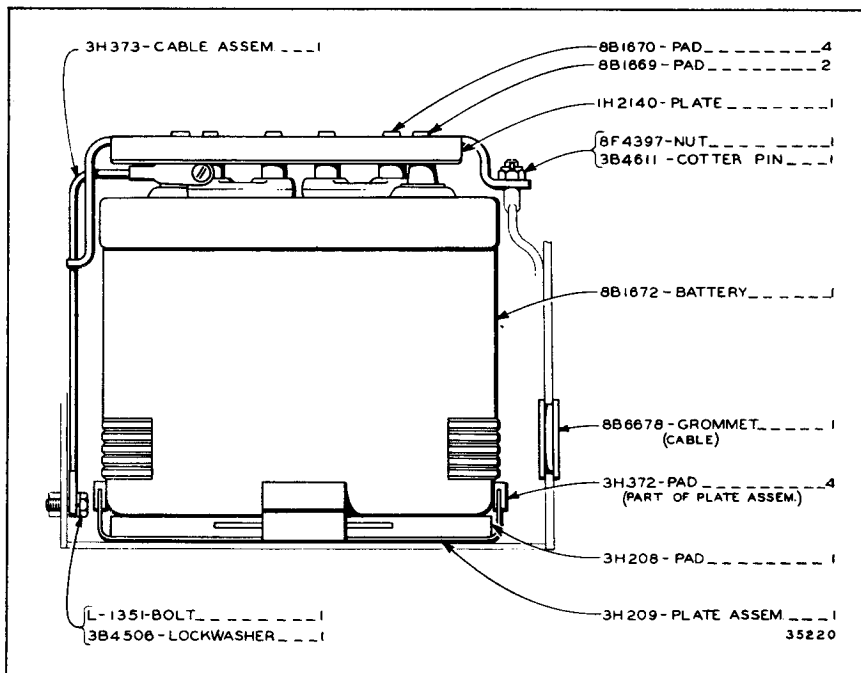
For use with Starting Engine, without Lights, 7F3875 Generator Group and 4H38 Electric Starter Group parts are shown on Pages 186 and 201

**ALWAYS GIVE SERIAL NUMBER WHEN ORDERING PARTS**



**4A2353 ELECTRIC STARTER GROUP—6 Volt**

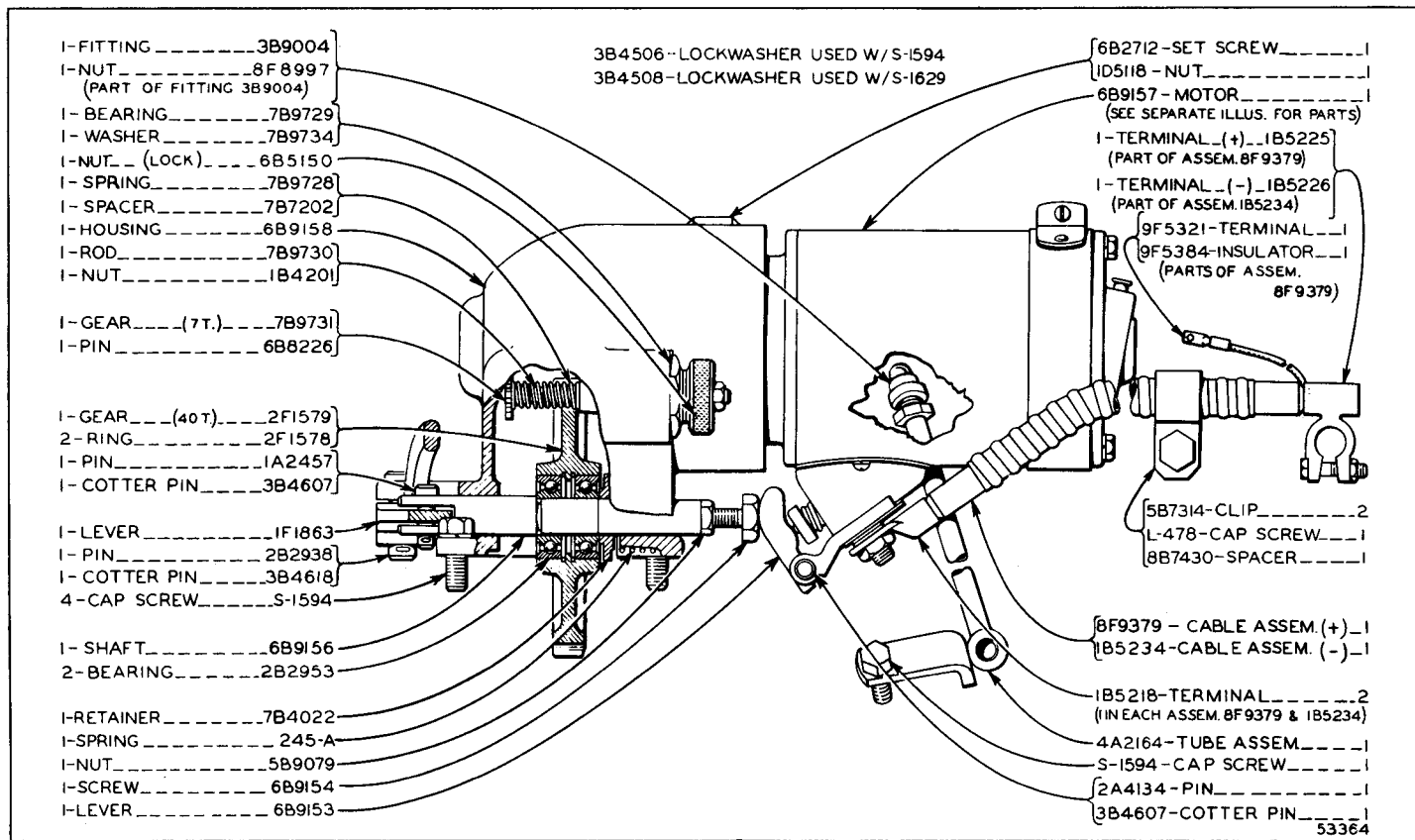
Part of 8B2883 and 9F2812 Electric Starter Groups shown on Pages 196 and 197  
 6B9157 Motor parts are shown on Page 202



**3H2734 BATTERY GROUP—6 Volt**

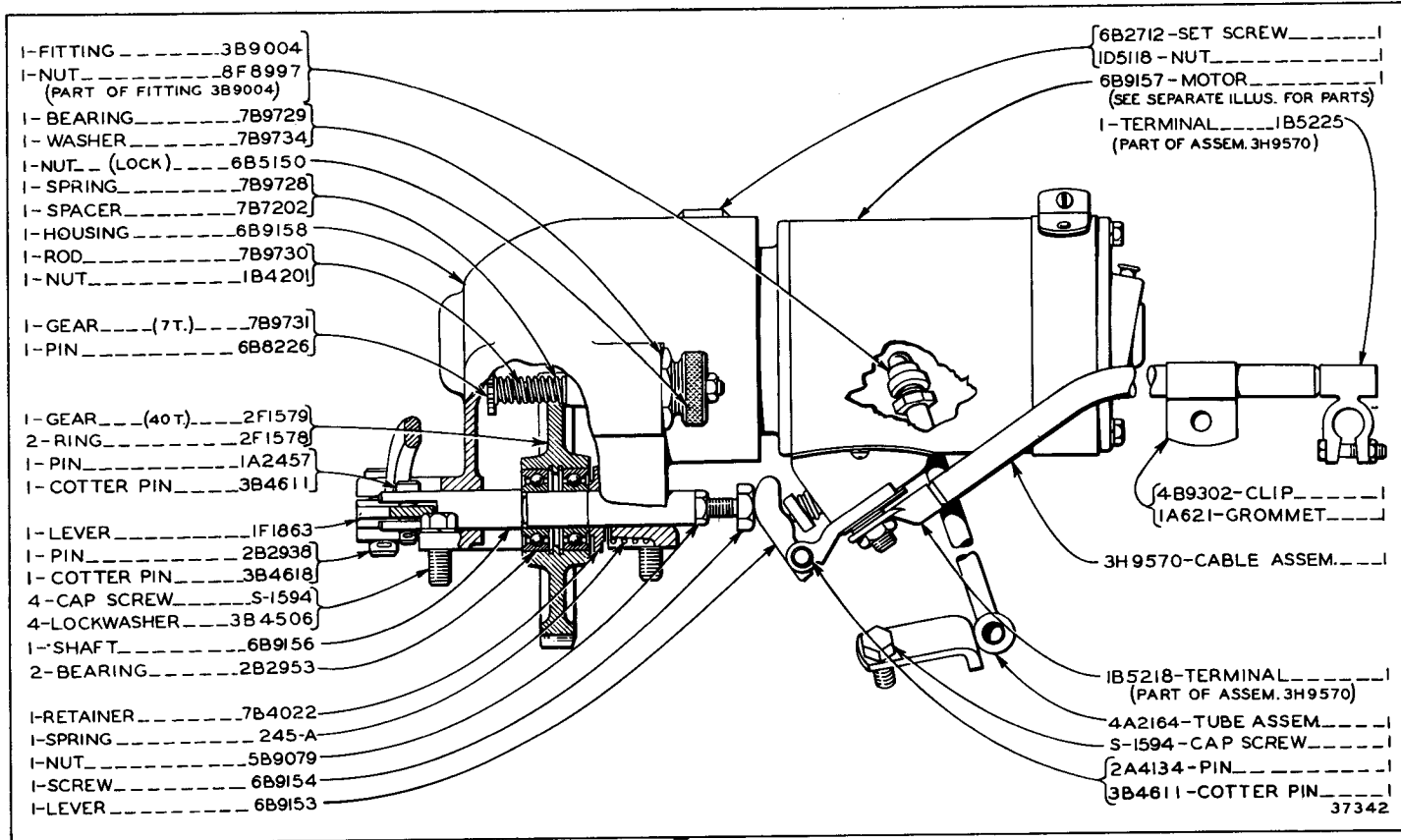
Part of 3H9184, 3H4098, 3H4101, 3H4100 Lighting System Groups, 3H3912 and 3H3911  
 Electric Starter Groups shown on Pages 176, 177, 178, 180 and 198

**ONLY "CATERPILLAR" PARTS GIVE "CATERPILLAR" PERFORMANCE**



**7B6413 ELECTRIC STARTER GROUP--6 Volt**

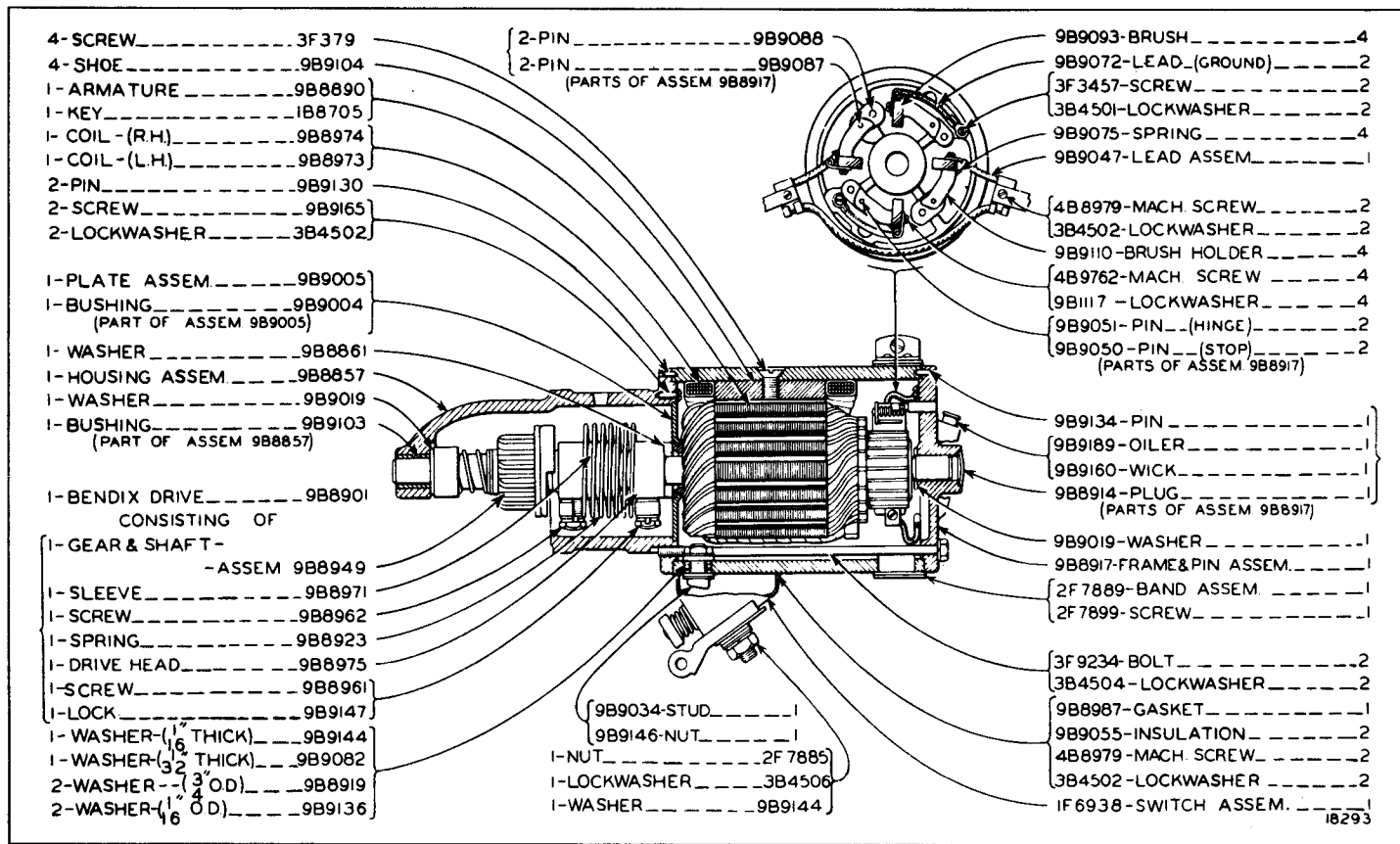
Serial No. 2U15001 to 2U21512 inclusive  
For use with Starting Engine, with Lights



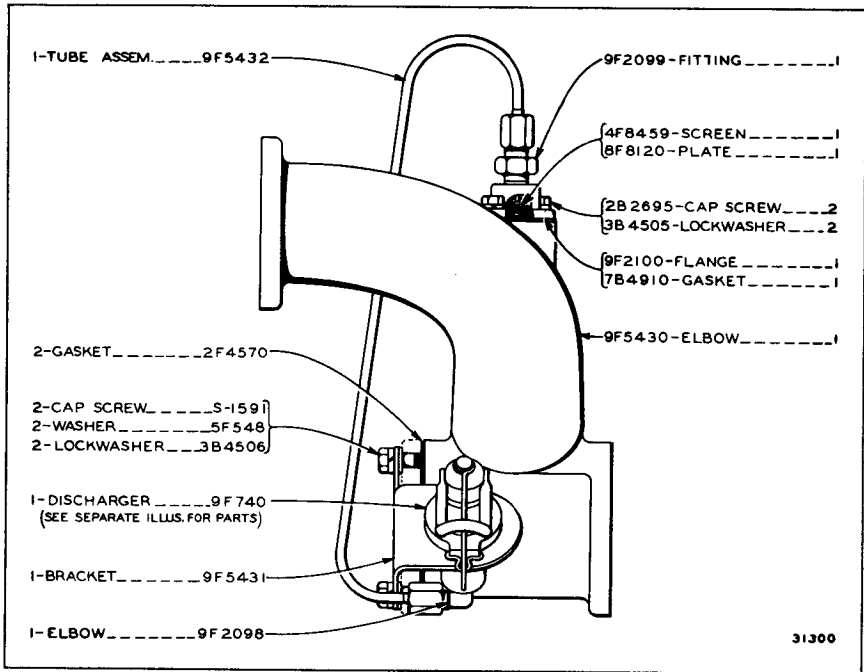
**4H38 ELECTRIC STARTER GROUP—6 Volt**

Effective with Serial No. 2U21513

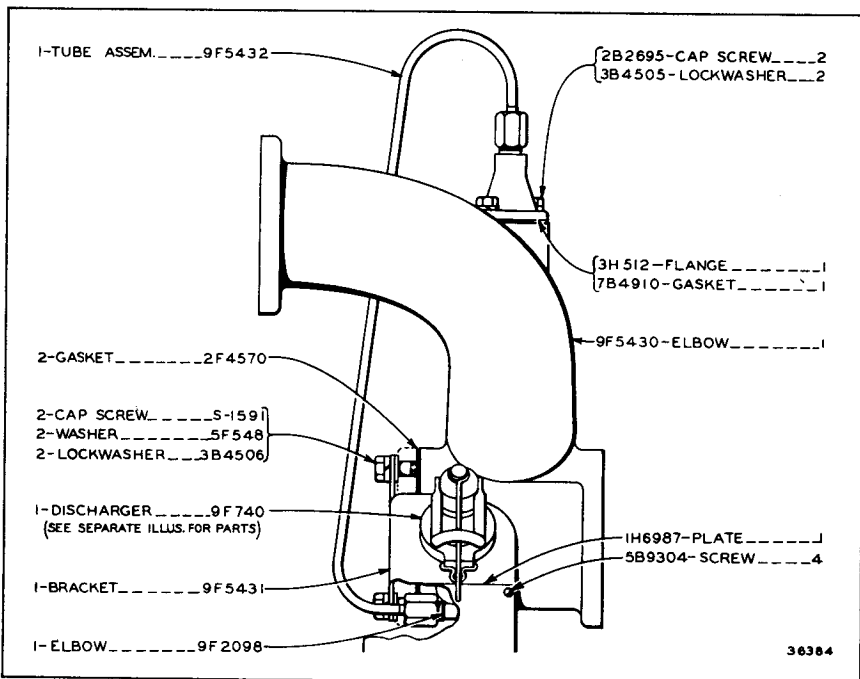
For use with Starting Engine, with Lights. Also part of 3H3912 and 3H3911 Electric Starter Groups shown on Page 198  
 6B9157 Motor parts are shown on Page 202



6B9157 MOTOR—6 Volt

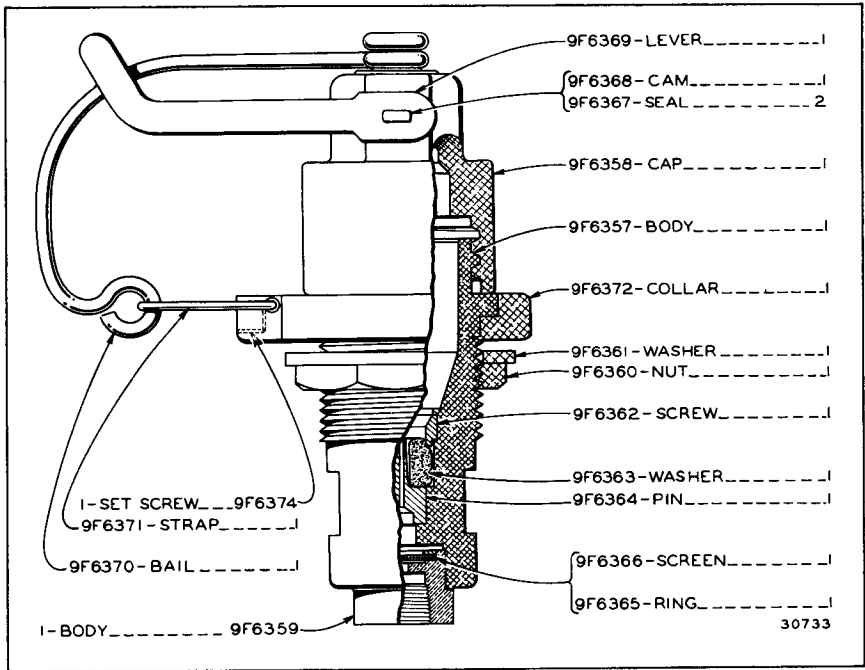


**9F5429 ETHER STARTING AID GROUP—First Type**  
9F740 Discharger parts are shown on Page 204



**9F5429 ETHER STARTING AID GROUP—Second Type**  
9F740 Discharger parts are shown on Page 204

ONLY "CATERPILLAR" PARTS GIVE "CATERPILLAR" PERFORMANCE



**9F740 DISCHARGER**

Part of 9F5429 Ether Starting Aid Group shown on Page 203  
 Note: 9F739 Ether Cartridge is available

**8F5109 Conversion Group**

Consists of:

Page

1	8F1047	Cylinder Support Group.....	206
1	8F5131	Hydraulic Control Group.....	
		Listed in No. 46 Hydraulic Control Catalog	
1	8F5132	Mounting Group.....	207
1	8F3257	Shaft—Sprocket	
1	8F3260	Hub Assembly—Sprocket and Gear	
1	8F3302	Engine Support Assembly—Non-Oscillating	
1	8F3348	Extension—Final Drive Gear Case	
1	8F4153	Gasket—Extension to Case	
1	8F6295	Track Roller Frame Assembly—L.H.	

**8F5109 CONVERSION GROUP**

For converting D8 Non-Oscillating Tractors to Offset Non-Oscillating Tractors  
 for use with Trackson MDW8 Pipelayers

**ALWAYS GIVE SERIAL NUMBER WHEN ORDERING PARTS**



**8F6211 Part of 8F6210 Special Arrangement for Trackson MDW8 Pipelayer**

Consists of: Page

1	8F6285	Lower Radiator Guard Group.....	208
1	8F6296	Track Roller Frame Group.....	209
1	2H876	Track Group—24" Grouser Shoe (39 Link)...	135
1	2H878	Track Group—28" Offset Grouser Shoe (39 Link) .....	135
1	7F3749	Transfer—CAT	
1	3H1659	Lever—Flywheel Clutch	
4	3H8489	Transfer—MDW8	
4	3H8494	Transfer—Pipelayer	
2	4H267	Plate—MDW8	
2	2K2	Plate—Serial Number	

**8F6213 Part of 8F6212 Special Arrangement for Trackson MDW8 Pipelayer**

Consists of:

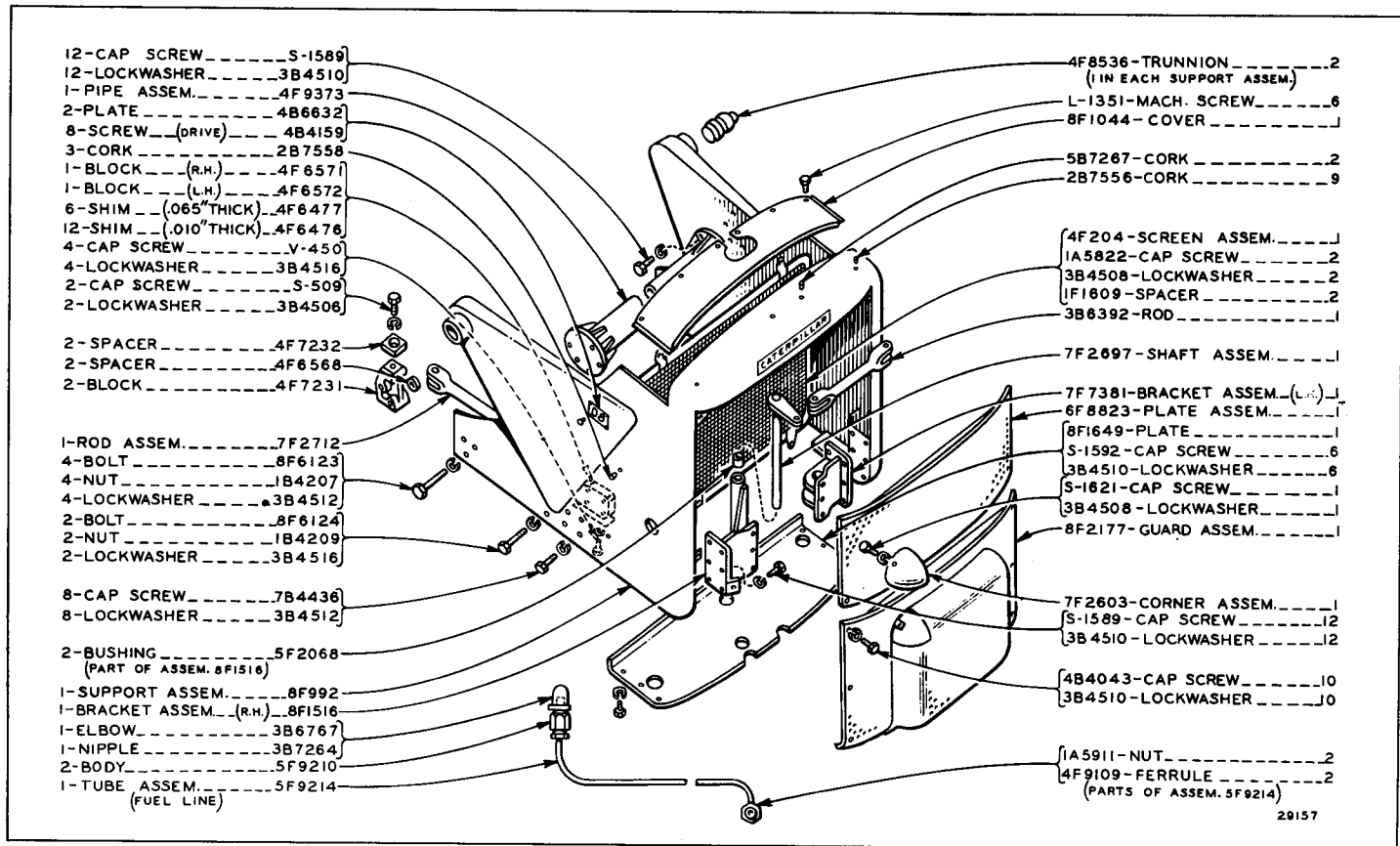
1	8F6285	Lower Radiator Guard Group.....	208
1	8F6296	Track Roller Frame Group.....	209
2	2H878	Track Group—28" Offset Grouser Shoe (39 Link) .....	135
1	7F3749	Transfer—CAT	
1	3H1659	Lever—Flywheel Clutch	
4	3H8489	Transfer—MDW8	
4	3H8494	Transfer—Pipelayer	
2	4H267	Plate—MDW8	

**8F6215 Part of 8F6214 Special Arrangement for Trackson MDW8 Pipelayer**

Consists of:

1	8F6285	Lower Radiator Guard Group.....	208
1	8F6296	Track Roller Frame Group.....	209
2	2H876	Track Group—24" Grouser Shoe (39 Link)...	135
1	7F3749	Transfer—CAT	
1	3H1659	Lever—Flywheel Clutch	
4	3H8489	Transfer—MDW8	
4	3H8494	Transfer—Pipelayer	
2	4H267	Plate—MDW8	

## ATTACHMENTS ARRANGEMENTS

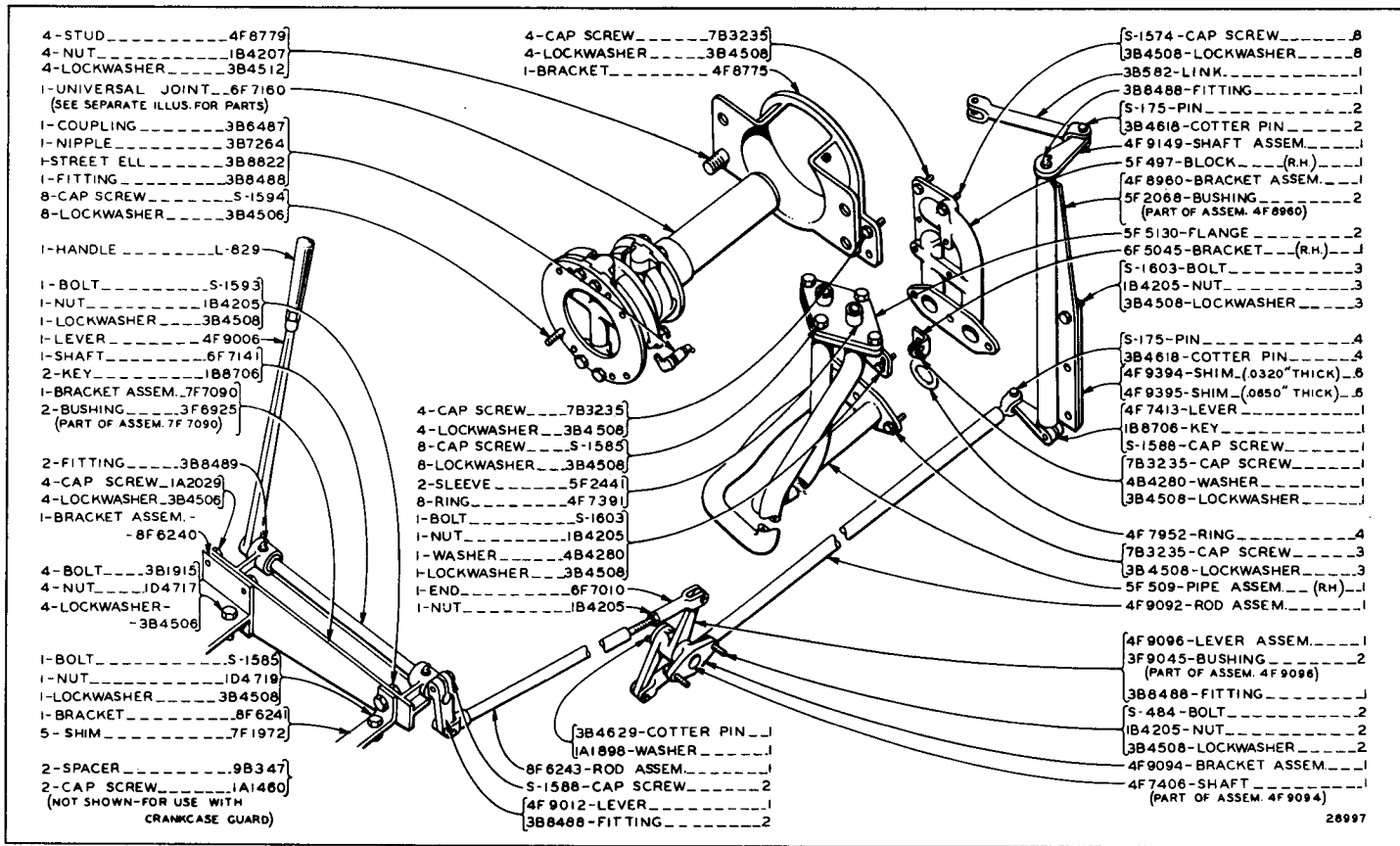


- 12-CAP SCREW .....S-1589
- 12-LOCKWASHER .....3B4510
- 1-PIPE ASSEM.....4F9373
- 2-PLATE .....4B6632
- 8-SCREW (DRIVE).....4B4159
- 3-CORK .....2B7558
- 1-BLOCK (R.H.).....4F6571
- 1-BLOCK (L.H.).....4F6572
- 6-SHIM (.065" THICK).....4F6477
- 12-SHIM (.010" THICK).....4F6476
- 4-CAP SCREW.....V-450
- 4-LOCKWASHER.....3B4516
- 2-CAP SCREW.....S-509
- 2-LOCKWASHER.....3B4508
- 2-SPACER.....4F7232
- 2-SPACER.....4F6568
- 2-BLOCK.....4F7231
- 1-ROD ASSEM.....7F2712
- 4-BOLT.....8F6123
- 4-NUT.....1B4207
- 4-LOCKWASHER.....3B4512
- 2-BOLT.....8F6124
- 2-NUT.....1B4209
- 2-LOCKWASHER.....3B4516
- 8-CAP SCREW.....7B4436
- 8-LOCKWASHER.....3B4512
- 2-BUSHING.....5F2068  
(PART OF ASSEM. 8F1516)
- 1-SUPPORT ASSEM.....8F992
- 1-BRACKET ASSEM. (R.H.).....8F1516
- 1-ELBOW.....3B6767
- 1-NIPPLE.....3B7264
- 2-BODY.....5F9210
- 1-TUBE ASSEM. (FUEL LINE).....5F9214

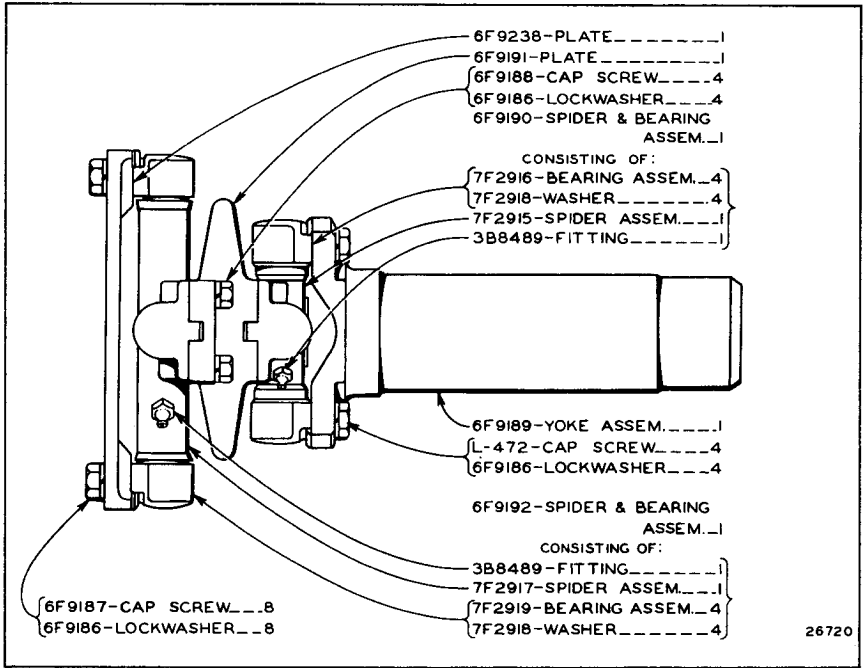
- 4F8536-TRUNNION.....2  
(1 IN EACH SUPPORT ASSEM)
- L-1351-MACH. SCREW.....6
- 8F1044-COVER.....1
- 5B7267-CORK.....2
- 2B7556-CORK.....9
- 4F204-SCREEN ASSEM.....1
- 1A5822-CAP SCREW.....2
- 3B4508-LOCKWASHER.....2
- 1F1609-SPACER.....2
- 3B6392-ROD.....1
- 7F2697-SHAFT ASSEM.....1
- 7F7381-BRACKET ASSEM. (L.H.).....1
- 6F8823-PLATE ASSEM.....1
- 8F1649-PLATE.....1
- S-1592-CAP SCREW.....6
- 3B4510-LOCKWASHER.....6
- S-1621-CAP SCREW.....1
- 3B4508-LOCKWASHER.....1
- 8F2177-GUARD ASSEM.....1
- 7F2603-CORNER ASSEM.....1
- S-1589-CAP SCREW.....12
- 3B4510-LOCKWASHER.....12
- 4B4043-CAP SCREW.....10
- 3B4510-LOCKWASHER.....10
- 1A5911-NUT.....2
- 4F9109-FERRULE.....2  
(PARTS OF ASSEM. 5F9214)

29157

8F1047 CYLINDER SUPPORT GROUP  
Part of 8F5109 Conversion Group listed on Page 204

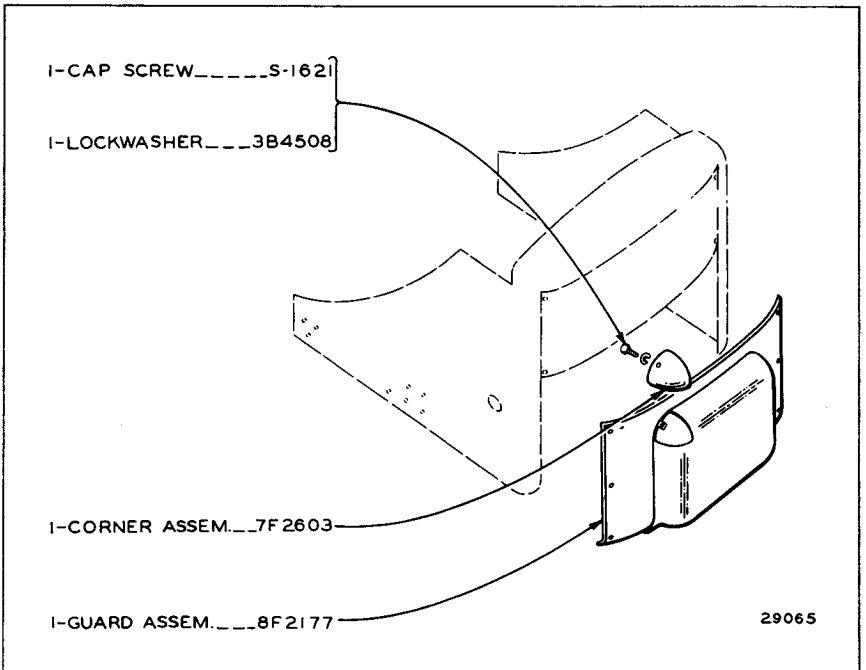


**8F5132 MOUNTING GROUP**  
 Part of 8F5109 Conversion Group listed on Page 204  
 6F7160 Universal Joint parts are shown on Page 208



**6F7160 UNIVERSAL JOINT**

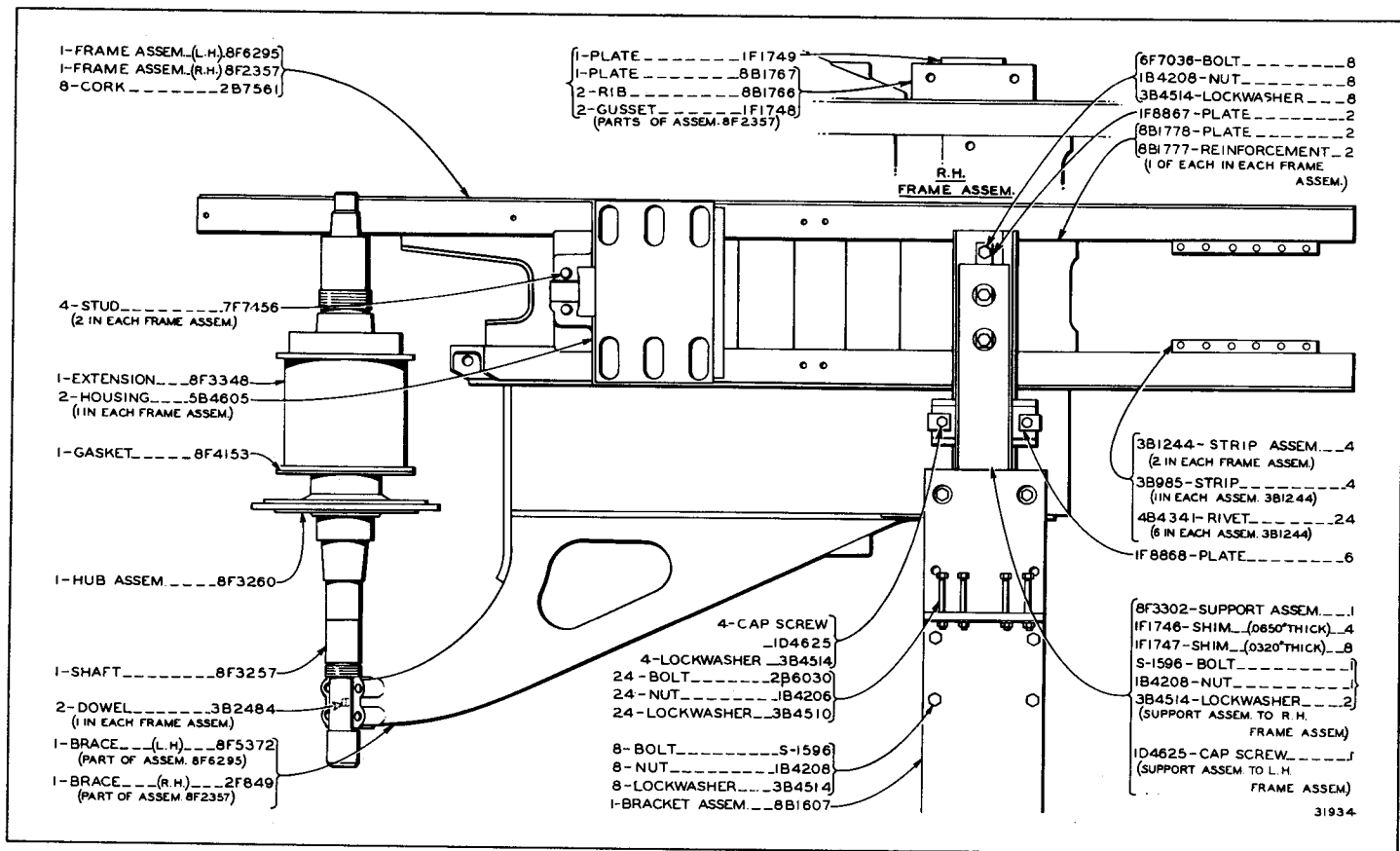
Part of 8F5132 Mounting Group shown on Page 207



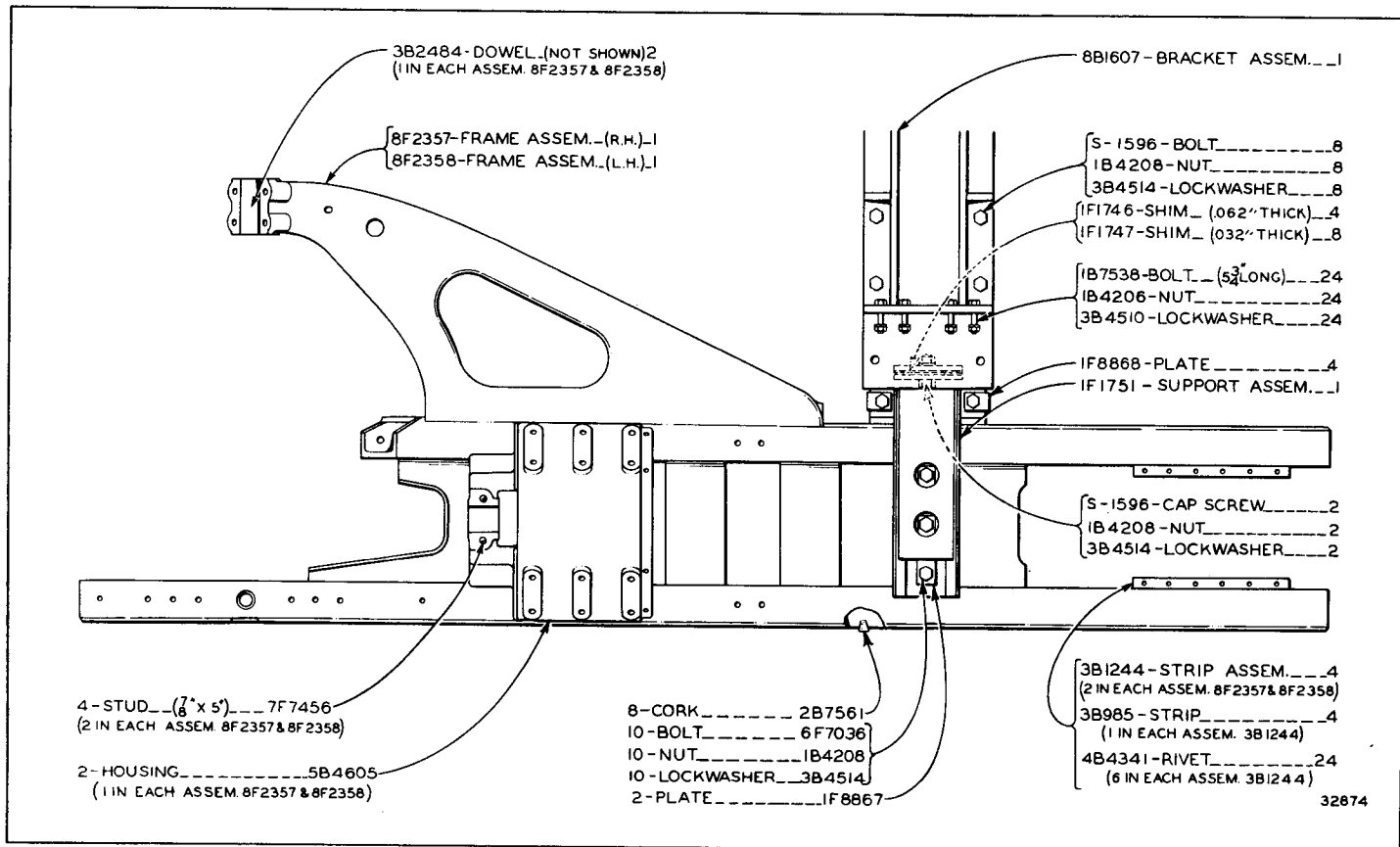
**8F6285 LOWER RADIATOR GUARD GROUP**

Part of 8F6211, 8F6213 and 8F6215 Attachments Arrangements listed on Page 205

ALWAYS GIVE SERIAL NUMBER WHEN ORDERING PARTS



8F6296 TRACK ROLLER FRAME GROUP—Non-Oscillating  
 Part of 8F6211, 8F6213 and 8F6215 Attachments Arrangements listed on Page 205



3B2484 - DOWEL (NOT SHOWN) 2  
(1 IN EACH ASSEM. 8F2357 & 8F2358)

8F2357 - FRAME ASSEM. (R.H.) 1  
8F2358 - FRAME ASSEM. (L.H.) 1

8B1607 - BRACKET ASSEM. 1

S-1596 - BOLT 8  
1B4208 - NUT 8  
3B4514 - LOCKWASHER 8  
IF1746 - SHIM (062" THICK) 4  
IF1747 - SHIM (032" THICK) 8

IF7538 - BOLT (5 3/4" LONG) 24  
1B4206 - NUT 24  
3B4510 - LOCKWASHER 24

IF8868 - PLATE 4  
IF1751 - SUPPORT ASSEM. 1

S-1596 - CAP SCREW 2  
1B4208 - NUT 2  
3B4514 - LOCKWASHER 2

4 - STUD (7" x 5") 7F7456  
(2 IN EACH ASSEM. 8F2357 & 8F2358)

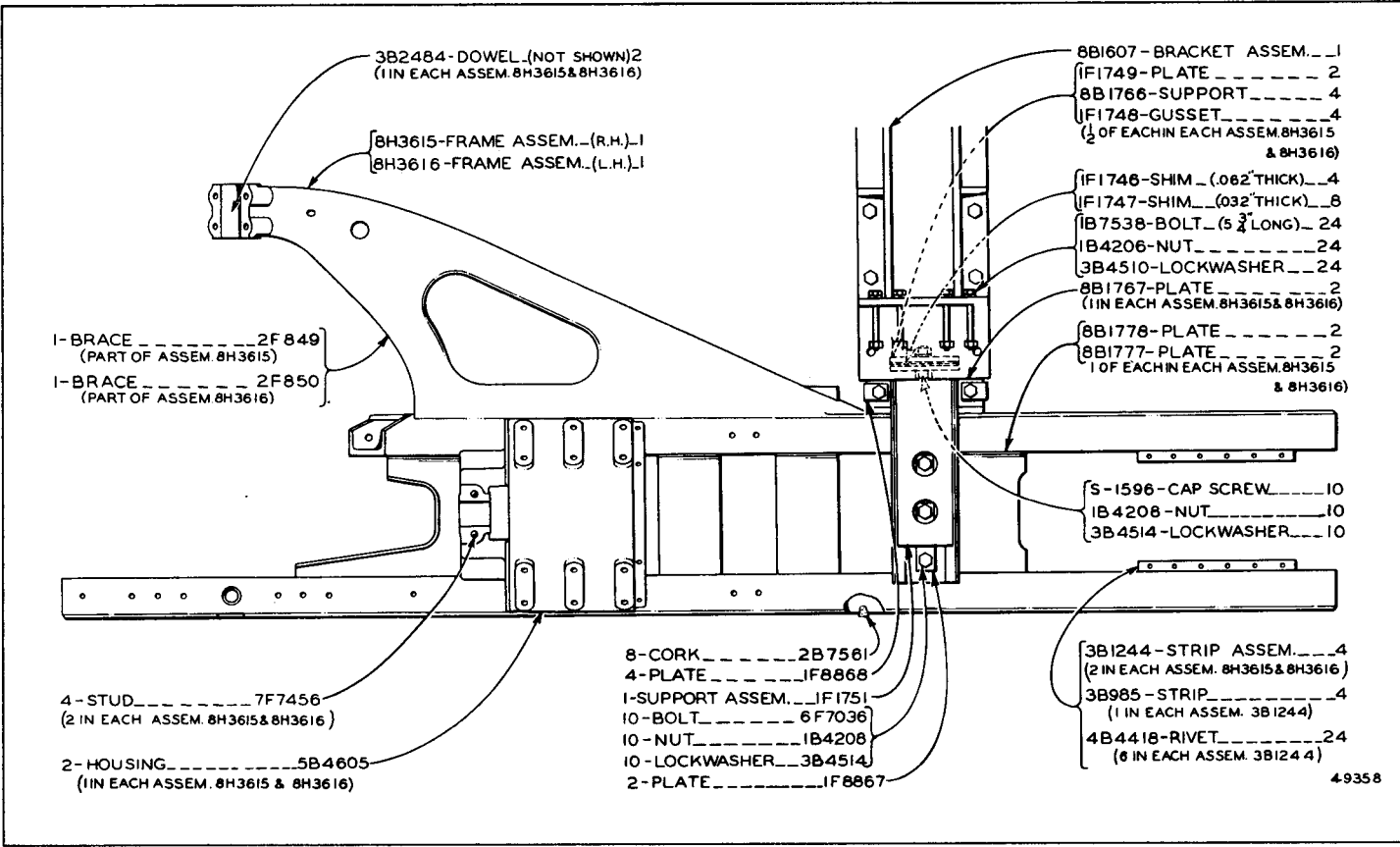
2 - HOUSING 5B4605  
(1 IN EACH ASSEM. 8F2357 & 8F2358)

8 - CORK 2B7561  
10 - BOLT 6F7036  
10 - NUT 1B4208  
10 - LOCKWASHER 3B4514  
2 - PLATE IF8867

3B1244 - STRIP ASSEM. 4  
(2 IN EACH ASSEM. 8F2357 & 8F2358)  
3B985 - STRIP 4  
(1 IN EACH ASSEM. 3B1244)  
4B4341 - RIVET 24  
(6 IN EACH ASSEM. 3B1244)

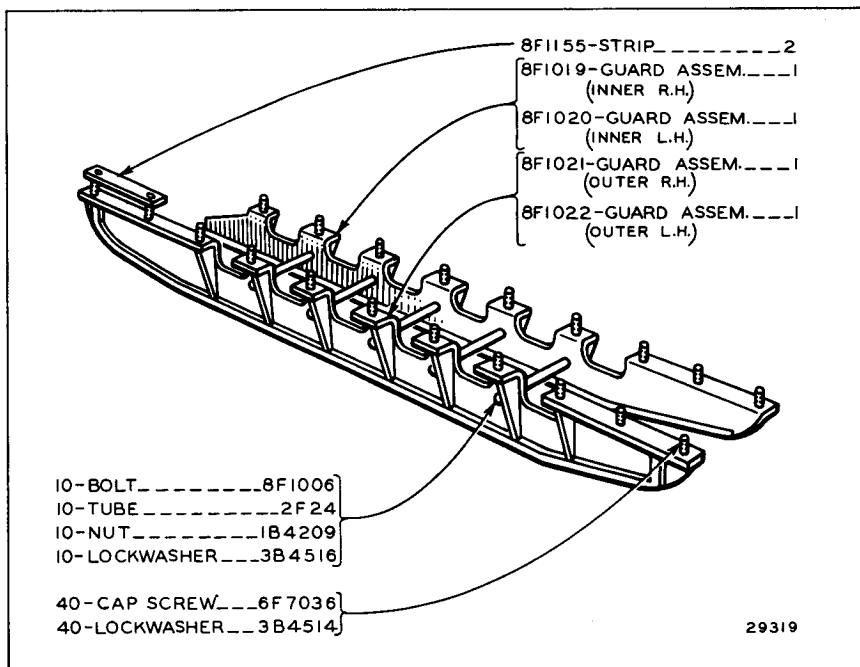
32874

8F2362 TRACK ROLLER FRAME GROUP—Non-Oscillating—First Type  
For use with MD8 Pipelayer

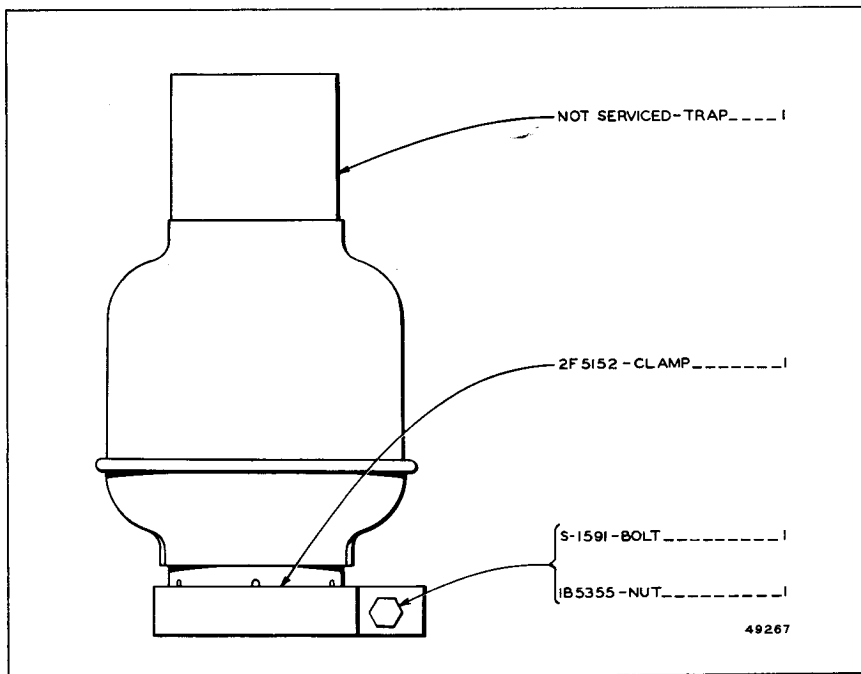


8F2362 TRACK ROLLER FRAME GROUP—Non-Oscillating—Second Type  
For use with MD8 Pipelayer

49358

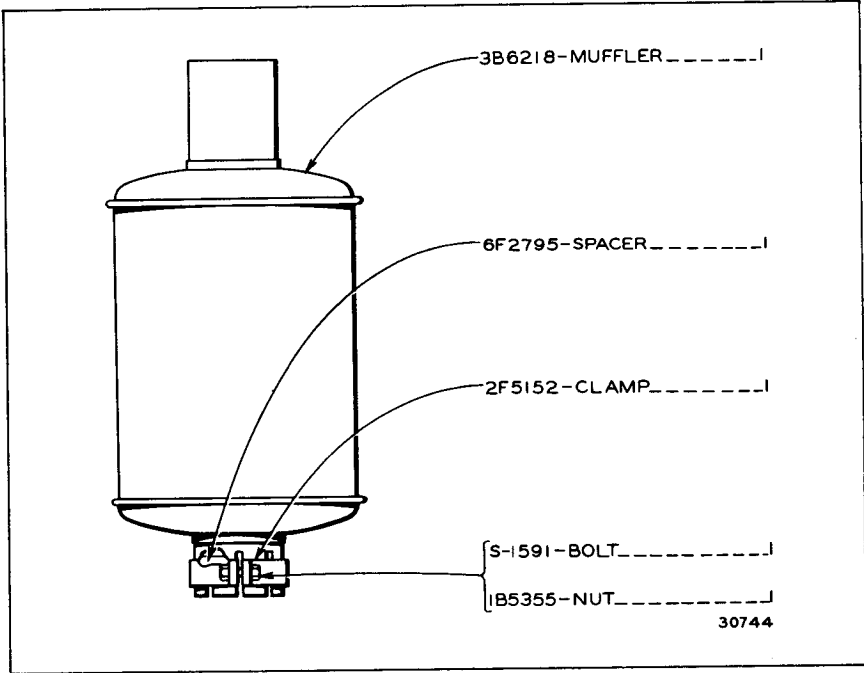


8F1023 TRACK ROLLER DIRT GUARD GROUP—Heavy Duty

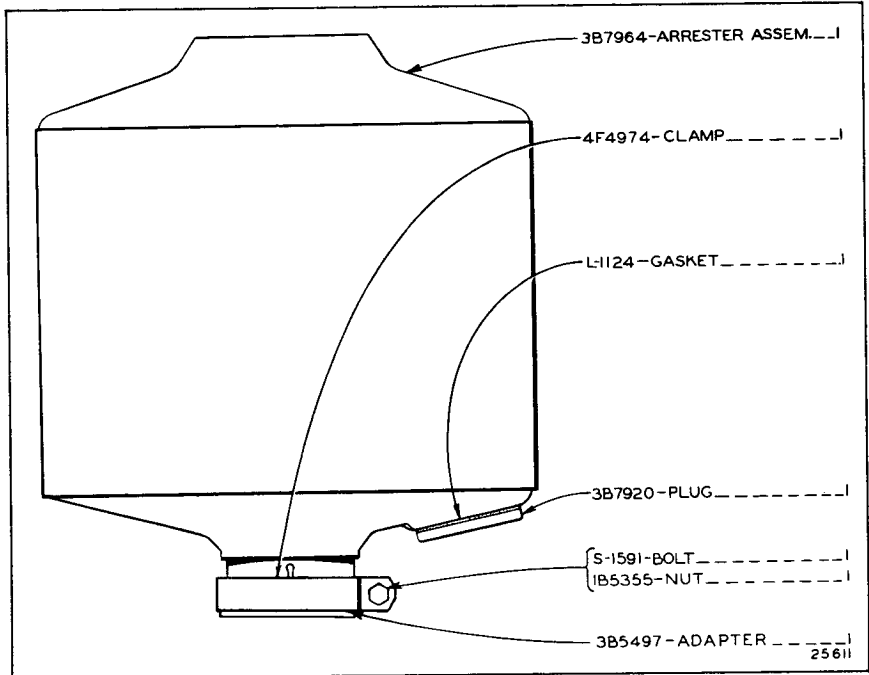
6F6522 EXHAUST RAIN TRAP GROUP  
For Diesel Engine Exhaust

ALWAYS GIVE SERIAL NUMBER WHEN ORDERING PARTS





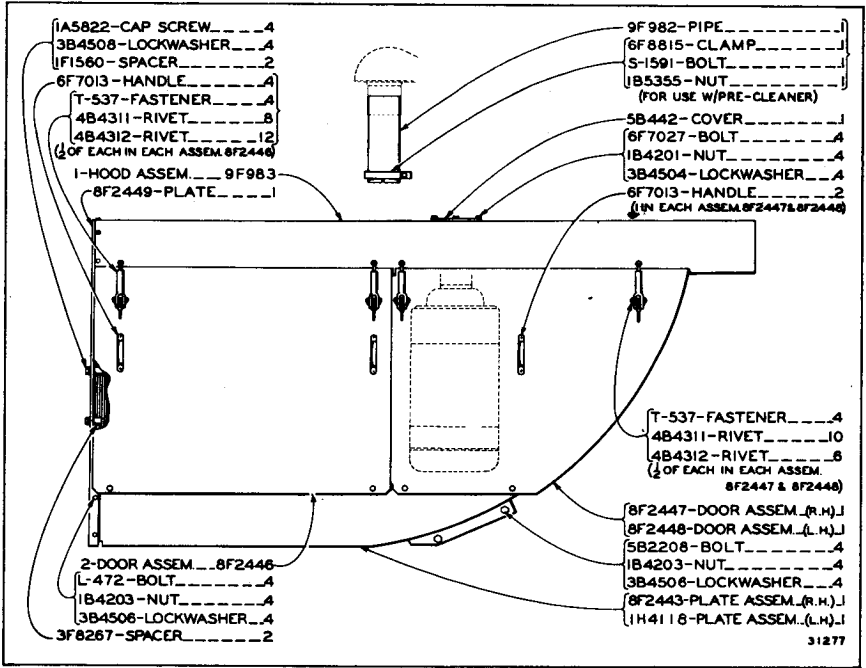
**9F4173 MUFFLER GROUP**  
For Diesel Engine Exhaust



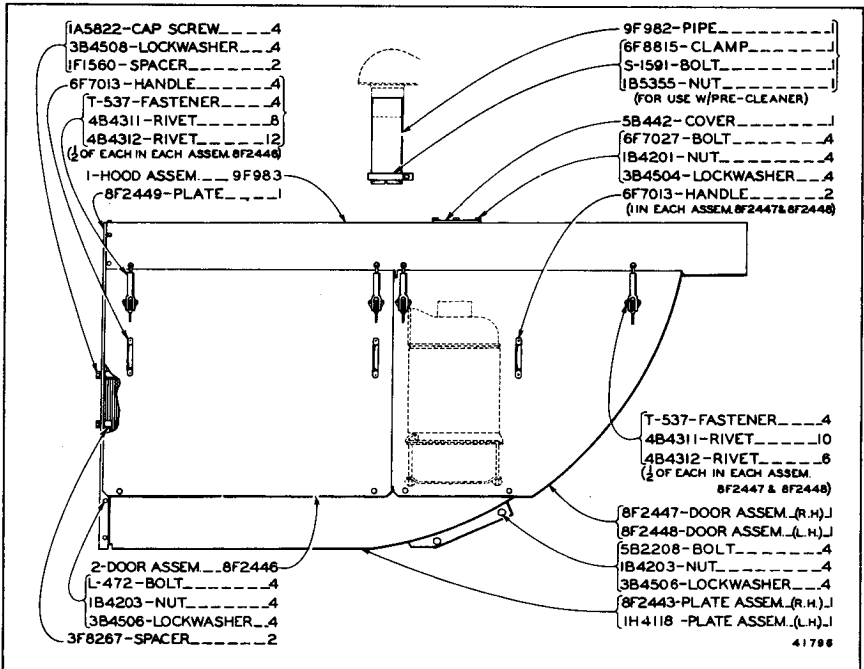
**3B5498 SPARK ARRESTER GROUP**  
For Diesel Engine Exhaust

ONLY "CATERPILLAR" PARTS GIVE "CATERPILLAR" PERFORMANCE

"CATERPILLAR" D8 TRACTOR

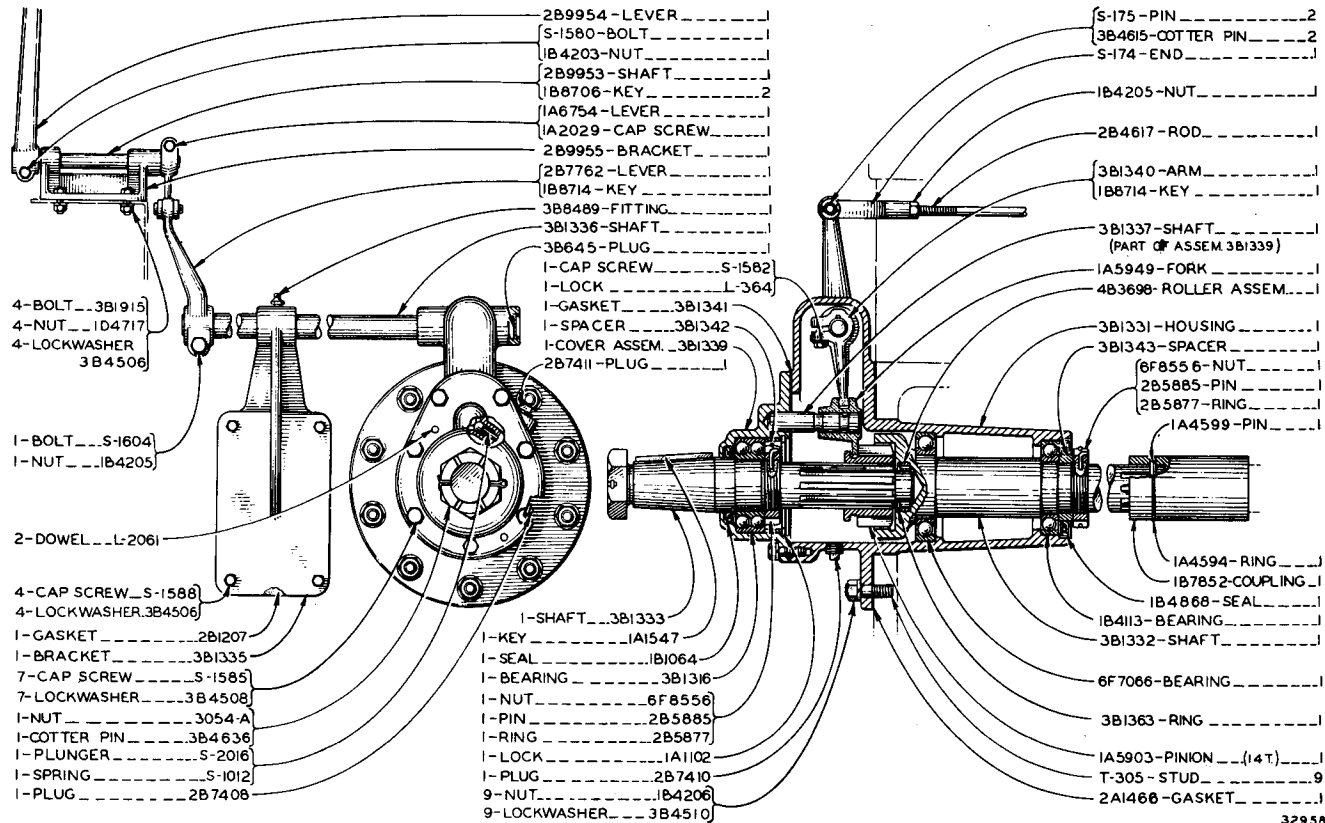


9F2509 HOOD AND DOOR GROUP  
 Serial No. 2U15001 to 2U21512 inclusive



3H9332 HOOD AND DOOR GROUP  
 Effective with Serial No. 2U21513

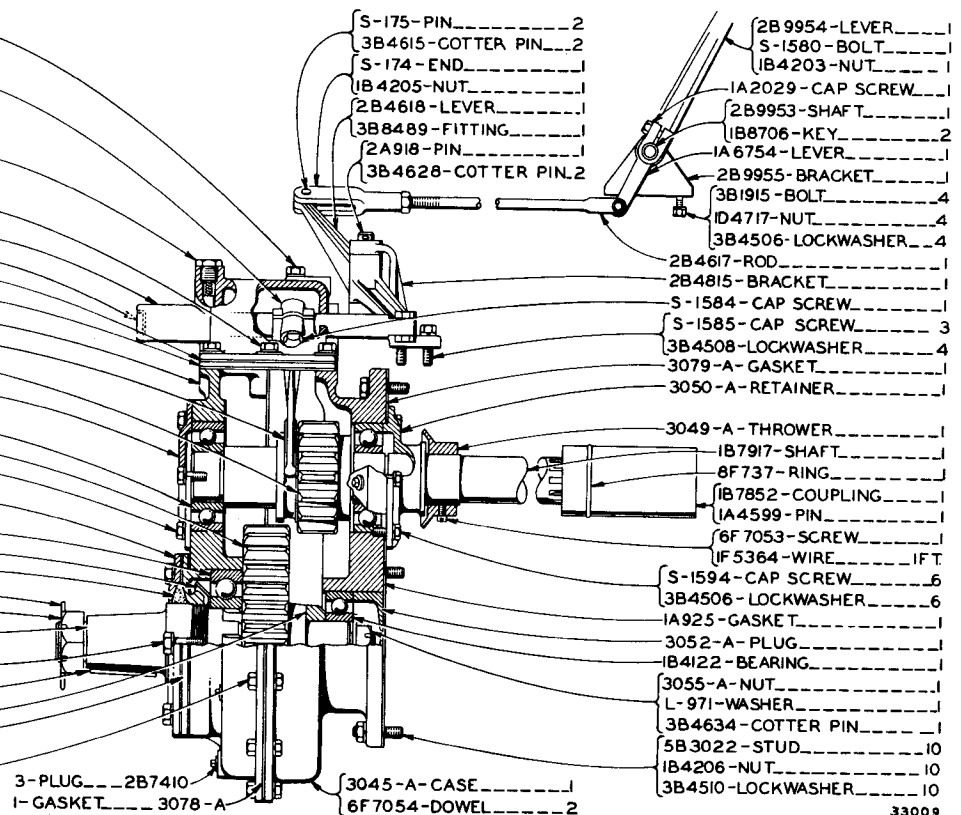
ALWAYS GIVE SERIAL NUMBER WHEN ORDERING PARTS



32958

3B1330 REAR DIRECT DRIVE POWER TAKE-OFF GROUP

- 2-CAP SCREW.....T-102
- 1-SHAFT ASSEM.....IB8075
- CONSISTING OF :
- {1-SHAFT.....3063-A
- {1-PIN.....IB8073
- {1-SCREW.....3060-A
- {1-SPRING.....L-1564
- {1-PLUNGER.....L-985
- {6-CAP SCREW.....S-1571
- {8-LOCKWASHER.....3B4506
- {1-CASE.....3047-A
- {1-PLUG.....3B623
- {2-GASKET.....3057-A
- {1-SPACER.....8F661
- {1-COVER.....3046-A
- {1-FORK.....8F662
- {1-PINION.....(14 T.) 913-A
- {1-CAP.....3067-A
- {1-GASKET.....3048-A
- {2-BEARING.....IB4122
- {1-GEAR.....(32 T.) 2069-A
- {6-CAP SCREW.....S-1595
- {1-CAP.....3080-A
- {2-GASKET.....3056-A
- {1-BEARING.....IB4124
- {1-THROWER.....3051-A
- {1-FELT.....3068-A
- {1-COTTER PIN.....3B4635
- {1-NUT.....3054-A
- {1-SHAFT.....3077-A
- {6-CAP SCREW.....S-1587
- {12-LOCKWASHER.....3B4508
- {1-KEY.....ID1073
- {1-SPACER.....3053-A
- {1-RETAINER.....2884-A
- {14-BOLT.....L-478
- {14-NUT.....IB4203
- {14-LOCKWASHER.....3B4506



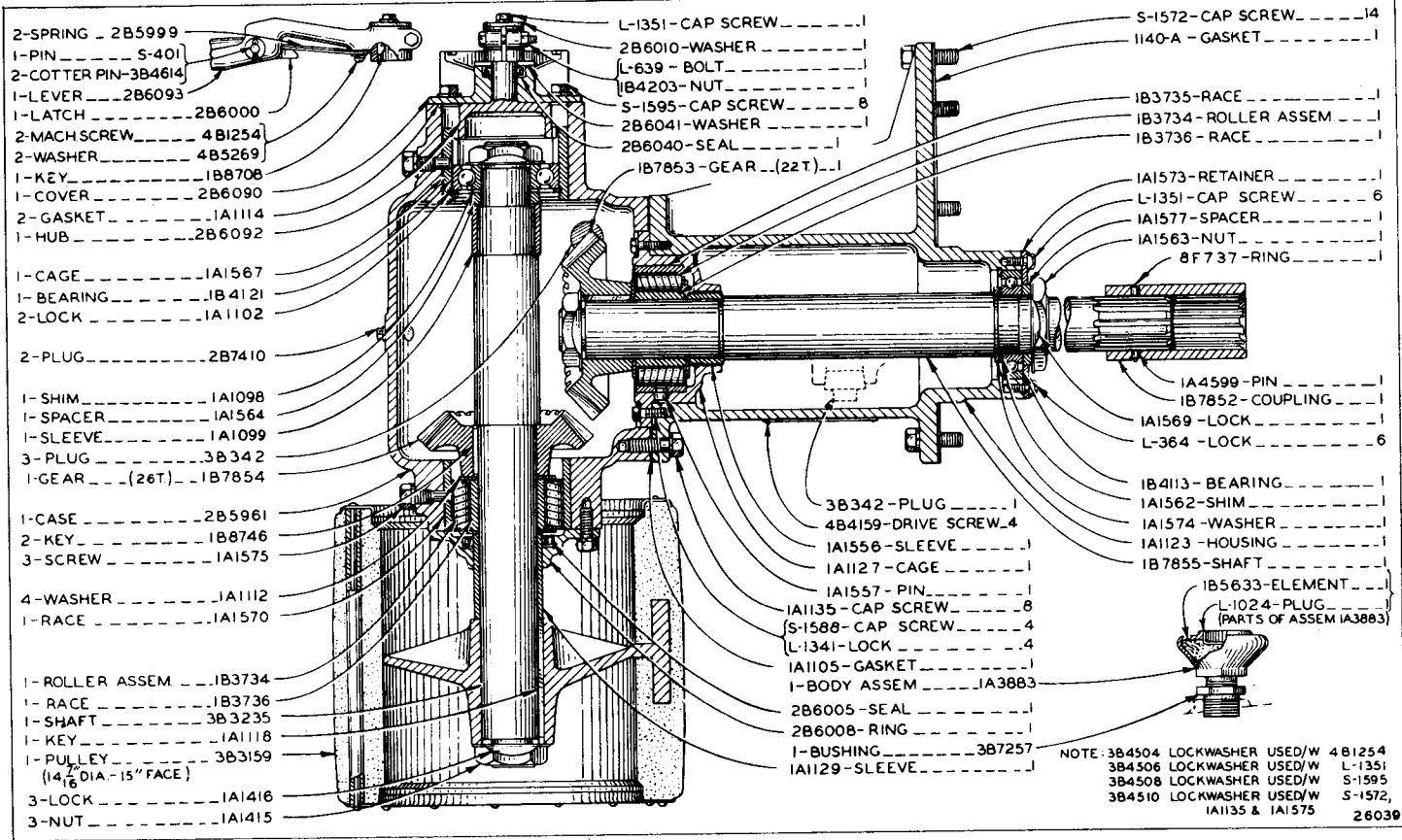
- {S-175-PIN.....2
- {3B4615-COTTER PIN.....2
- {S-174-END.....1
- {IB4205-NUT.....1
- {2B4618-LEVER.....1
- {3B8489-FITTING.....1
- {2A918-PIN.....1
- {3B4628-COTTER PIN.....2

- {2B9954-LEVER.....1
- {S-1580-BOLT.....1
- {IB4203-NUT.....1
- {IA2029-CAP SCREW.....1
- {2B9953-SHAFT.....1
- {IB8706-KEY.....2
- {IA6754-LEVER.....1
- {2B9955-BRACKET.....1
- {3B1915-BOLT.....4
- {ID4717-NUT.....4
- {3B4506-LOCKWASHER.....4
- {2B4617-ROD.....1
- {2B4815-BRACKET.....1
- {S-1584-CAP SCREW.....1
- {S-1585-CAP SCREW.....3
- {3B4508-LOCKWASHER.....4
- {3079-A-GASKET.....1
- {3050-A-RETAINER.....1

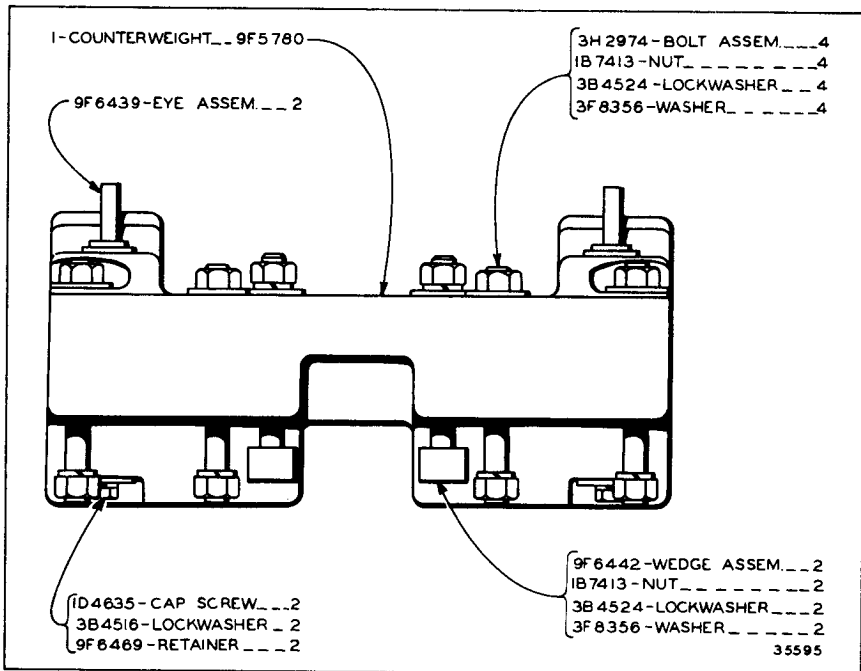
- {3049-A-THROWER.....1
- {IB7917-SHAFT.....1
- {8F737-RING.....1
- {IB7852-COUPLING.....1
- {IA4599-PIN.....1
- {6F7053-SCREW.....1
- {IF5364-WIRE.....1 FT
- {S-1594-CAP SCREW.....6
- {3B4506-LOCKWASHER.....6
- {IA925-GASKET.....1
- {3052-A-PLUG.....1
- {IB4122-BEARING.....1
- {3055-A-NUT.....1
- {L-971-WASHER.....1
- {3B4634-COTTER PIN.....1
- {5B3022-STUD.....10
- {IB4206-NUT.....10
- {3B4510-LOCKWASHER.....10

- {3-PLUG.....2B7410
- {1-GASKET.....3078-A
- {3045-A-CASE.....1
- {6F7054-DOWEL.....2

3B810 REAR POWER TAKE-OFF GROUP



3B3236 BELT PULLEY DRIVE GROUP—With Pulley—845 R.P.M.  
 3B3242 BELT PULLEY DRIVE GROUP—Without Pulley—845 R.P.M.



3H2973 COUNTERWEIGHT GROUP—2000 Pounds  
For use with 8SR Bulldozer

**GET THE MOST FOR YOUR PARTS DOLLAR!** — Genuine CAT Parts are backed by over fifty years' experience in building products with a reputation for reliability and dependable service. *Get the service life you pay for!*

**OBTENGA LO MÁXIMO DE SU DINERO INVERTIDO EN REPUESTOS** — Los repuestos genuinos CAT están apoyados por más de cincuenta años de experiencia en la fabricación de máquinas y con una reputación de confianza y de atención de conservación segura. ¡Obtenga el mantenimiento que usted ansía!

**VOUS Y RETROUVEZ LARGEMENT VOTRE COMPTE** — Les pièces CAT d'origine bénéficient des cinquante années d'expérience d'un constructeur spécialisé dont la réputation est solidement établie et sur lequel vous pouvez compter sans réserve. Vous retirerez de vos pièces de rechange le service que vous en attendez . . . vous y retrouvez largement votre compte.

**OBTENHA O MÁXIMO DO DINHEIRO QUE EMPREGA EM PEÇAS** — As peças Cat, genuínas, são garantidas por mais de 50 anos de experiência na fabricação de produtos de qualidade reconhecida. Compre peças que prestam serviço por muito tempo.



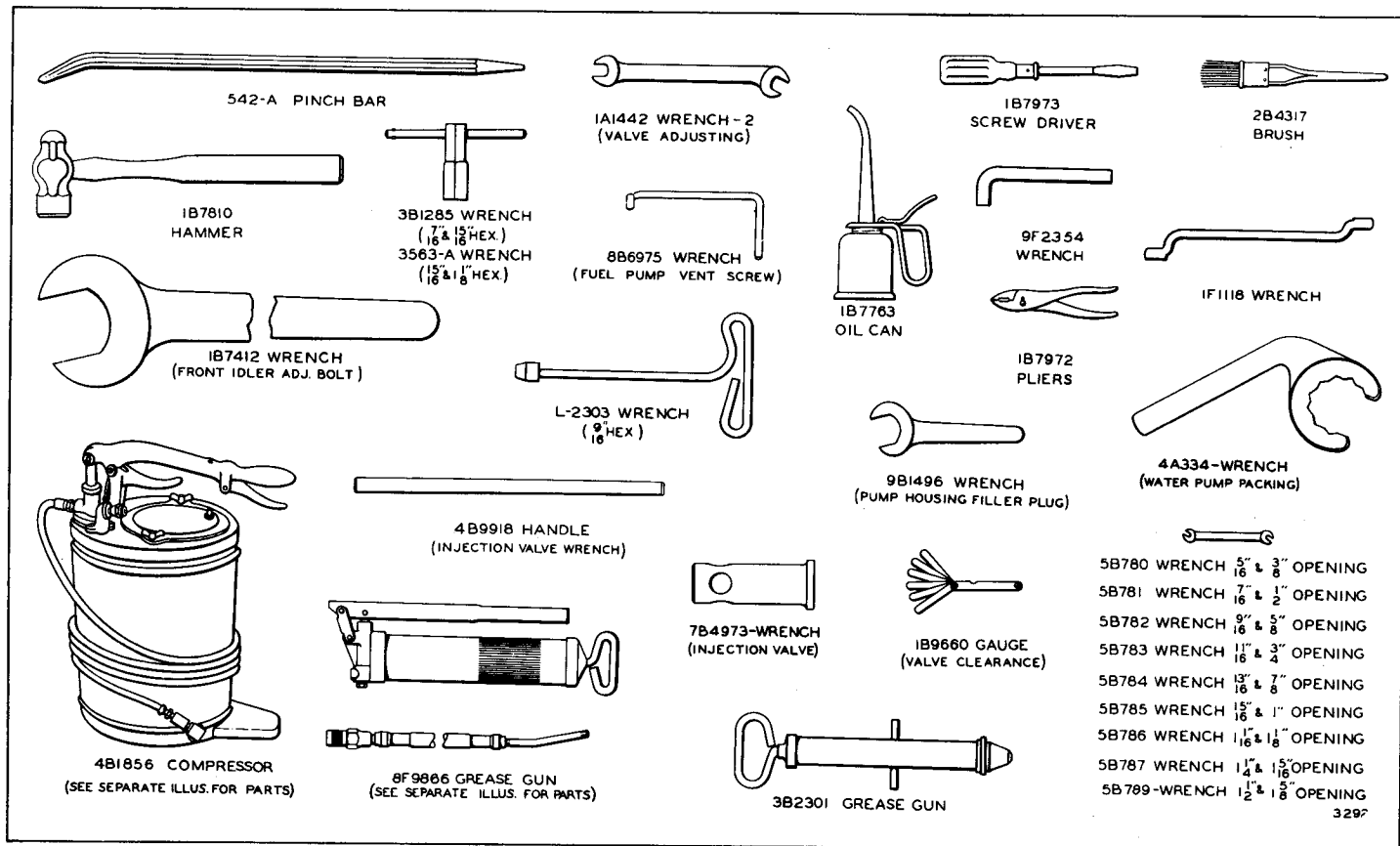
**SPECIFY GENUINE  
CATERPILLAR PARTS**

ALWAYS GIVE SERIAL NUMBER WHEN ORDERING PARTS

Quantity Used	Part Number	Description
1	IH1072	Plate—Tractor Serial No. On back of Transmission Case
10	4B4159	Drive Screw
2	4B6632	Plate—Tractor Name (D8) On Radiator Side Plates
1	9F989	Transfer Group Consisting of the following:
1	9F988	Precleaner Instructions
1	IH1444	Transfer—Lubricating Oil Filter Instructions On body of Filter
1	IH1450	Transfer—Tractor Instructions
1	IH2639	Transfer (D8)—3" High
3	IH2647	Transfer (Diesel)—2½" High On back of Fuel Tank, on each side of Hood
1	IH2648	Transfer (Manufactured by Caterpillar Tractor Co., Peoria, Illinois)—2½" High
3	IH2650	Transfer ("Caterpillar")—2½" High
1	IH2670	Engine Certification
2	IH2678	Transfer (CAT)—2½" High
1	IH3038	Transfer Safety On back of Dash

## NAME PLATES AND TRANSFERS

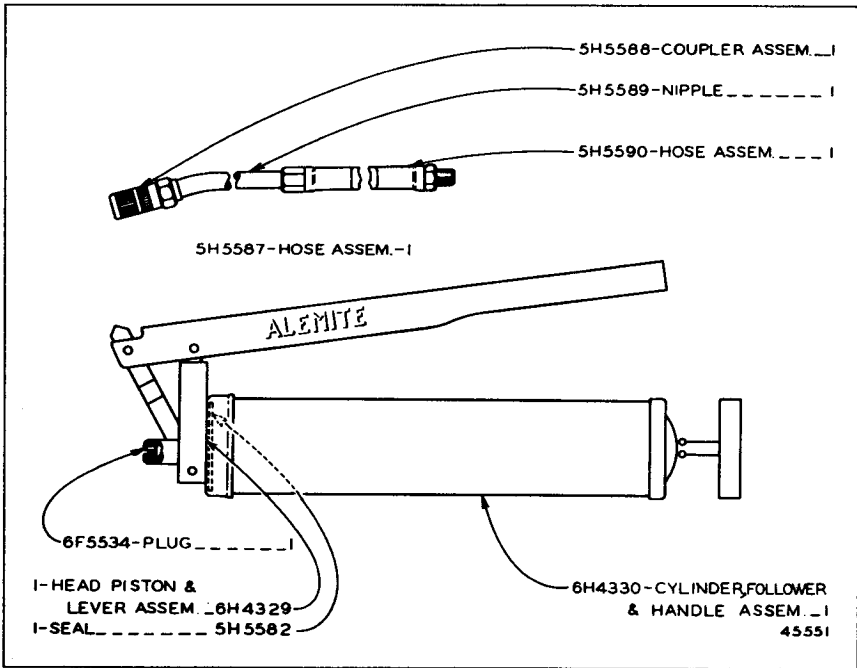
ONLY "CATERPILLAR" PARTS GIVE "CATERPILLAR" PERFORMANCE



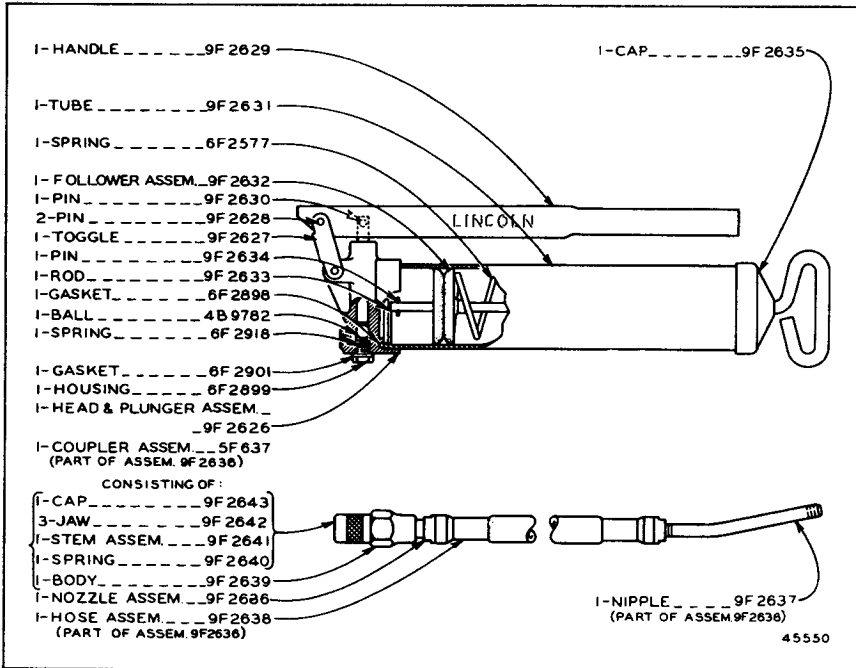
## 4B7483 TOOL GROUP

4 B-756 1/2" Compressor included in this Group



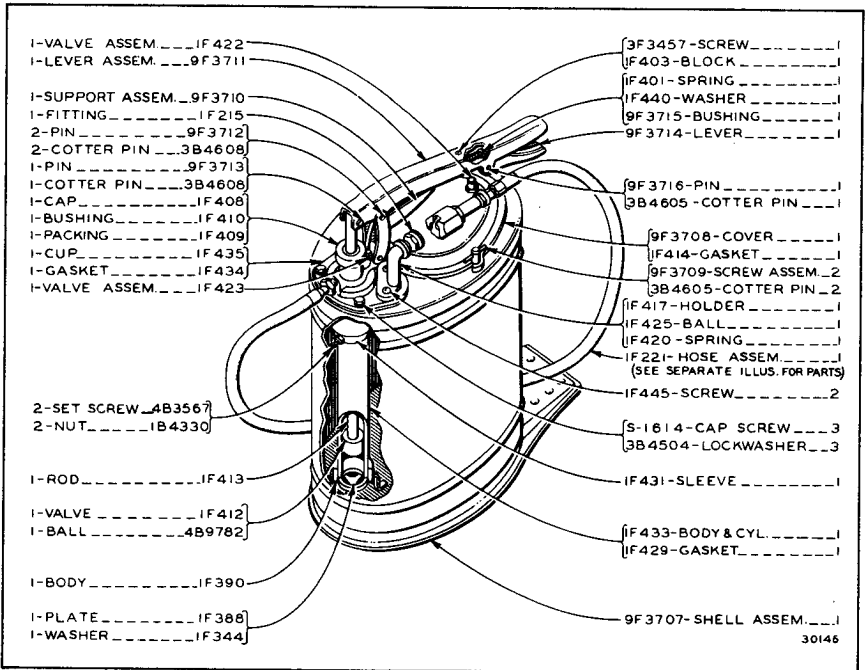


8F9866 GREASE GUN—First Type  
 Part of 4B7483 Tool Group



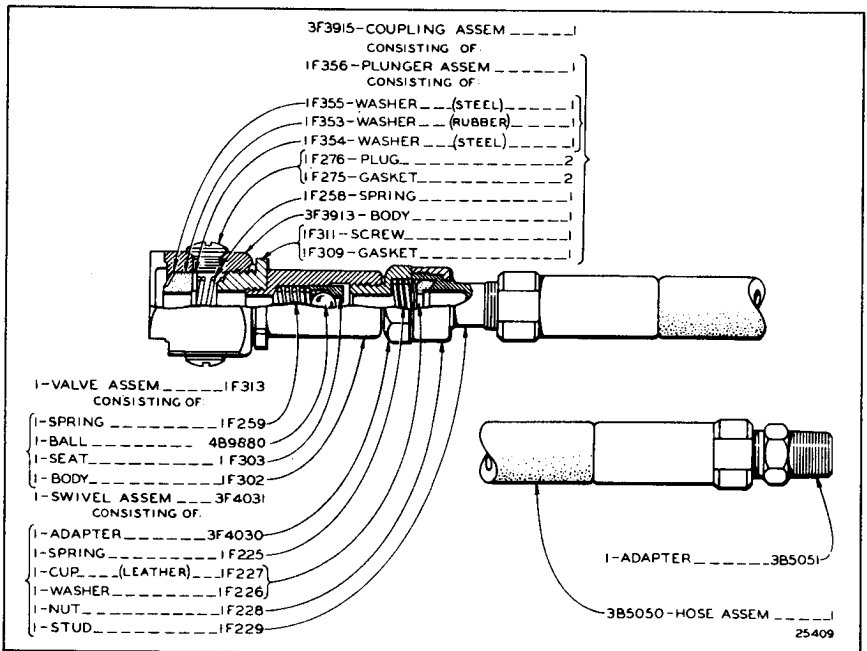
8F9866 GREASE GUN—Second Type  
 Part of 4B7483 Tool Group

ONLY "CATERPILLAR" PARTS GIVE "CATERPILLAR" PERFORMANCE



## 4B1856 VOLUME COMPRESSOR

Only separate parts serviced. When complete Volume Compressor is required order 7H1680

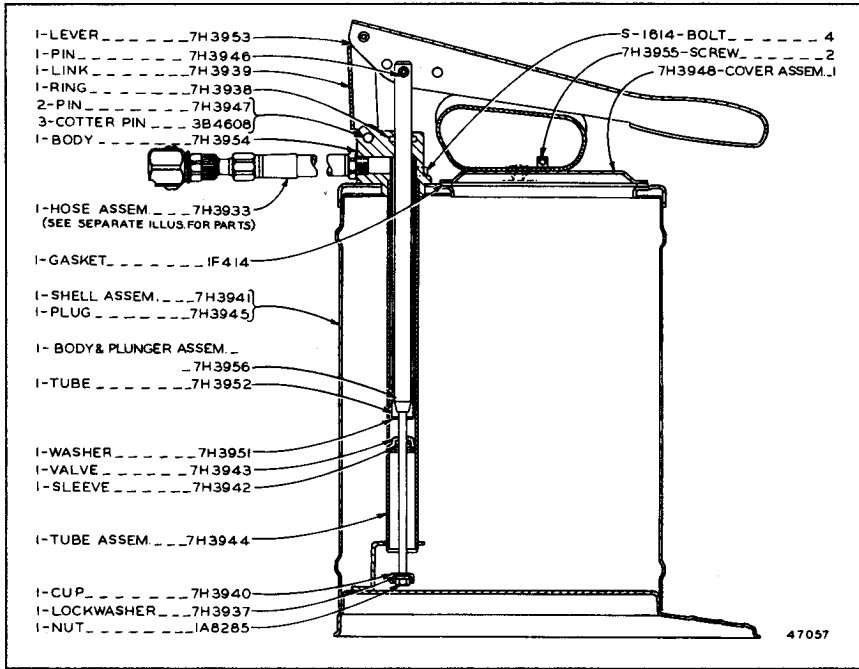


## IF221 HOSE ASSEMBLY

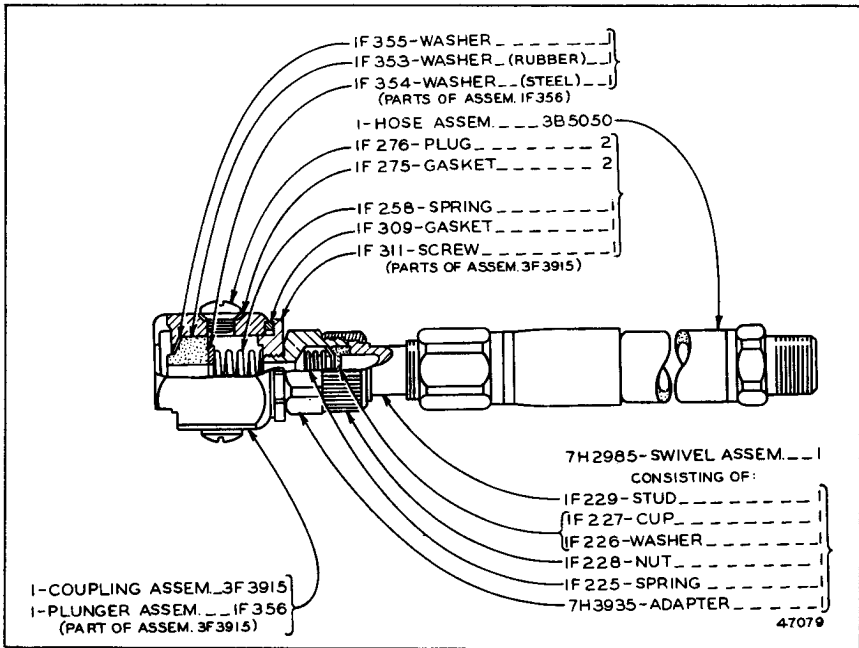
Part of 4B1856 Volume Compressor

Note: 2H9482 Relief Valve is available for use with Volume Compressor. This valve controls the lubricating pressure to proper maximum, thereby preventing damage to the seals

**ALWAYS GIVE SERIAL NUMBER WHEN ORDERING PARTS**



7H1680 VOLUME COMPRESSOR



7H3933 HOSE ASSEMBLY

Part of 7H1680 Volume Compressor

Note: 2H9482 Relief Valve is available for use with Volume Compressor. This valve controls the lubricating pressure to proper maximum, thereby preventing damage to the seals

ONLY "CATERPILLAR" PARTS GIVE "CATERPILLAR" PERFORMANCE

ALWAYS GIVE SERIAL NUMBER WHEN ORDERING PARTS

---

MEMORANDA

# MEMORANDA

---

ONLY "CATERPILLAR" PARTS GIVE "CATERPILLAR" PERFORMANCE

# SPECIFICATIONS

(SUBJECT TO CHANGE WITHOUT NOTICE)

Weight, shipping (approximate) ..... 36,550 lbs.

## DIMENSIONS

Length ..... 15' 10-9/16"  
 Height ..... 7' 6"  
 Width ..... 8' 7<sup>3</sup>/<sub>4</sub>"  
 Gauge (center to center tracks) ..... 78"  
 Ground clearance ..... 10<sup>1</sup>/<sub>2</sub>"

## CAPACITIES

Cooling system ..... 25 Gal.  
 Crankcase, lubricating oil ..... 10 Gal.  
 Transmission, lubricating oil ..... 10<sup>1</sup>/<sub>2</sub> Gal.  
 Final Drive, lubricating oil, each side ..... 5 Gal.  
 Fuel Tank ..... 69 Gal.

## ATTACHMENTS

Additional equipment such as Power Take-Offs, Belt Pulley Drives, Cable and Hydraulic Controls, Lighting Systems, Cabs, etc., are available at extra cost. Consult your "Caterpillar" Dealer.

## MACHINE SERIAL NUMBER PLATE LOCATION

Serial number plates are located on the back of the transmission case and on the left-hand side of the cylinder block.