

Parts Catalog
for
CATERPILLAR
Reg. U. S. Pat. Off.
R2
TRACTOR

Effective
 with Machine
 No. 5E3501



CATERPILLAR TRACTOR CO.

PEORIA, ILLINOIS, U. S. A.

Track-Type Tractors Road Machinery
 Diesel Engines

THERE IS A "CATERPILLAR" DEALER NEAR YOU

Parts Catalog

for

CATERPILLAR

Reg. U. S. Pat. Off.

R2

TRACTOR

Effective
with Machine
No. 5E3501

CATERPILLAR TRACTOR CO.

PEORIA, ILLINOIS, U. S. A.

Track-Type Tractors Road Machinery

. . . . Diesel Engines

THERE IS A "CATERPILLAR" DEALER NEAR YOU

THIS Parts Catalog contains illustrations, part numbers, names and the quantity required of all serviced parts which compose the "Caterpillar" R2 Tractor and attachments.

When Ordering Parts Please Read Carefully

☞ The "Caterpillar" line is sold and serviced by a world-wide organization of responsible Dealers with well stocked Parts Departments and factory trained servicemen.

☞ There is a "Caterpillar" Dealer near you.

☞ To obtain parts promptly, place orders with your "Caterpillar" Dealer, being sure to give the complete part number, name and quantity of the parts wanted. It is important always to give the serial number of the machine for which the parts are required.

☞ Be particular to state the Street Address, Town, County and State to which parts are to be shipped, also state whether shipment is to be made by freight, express, parcel post or other means.

☞ Confirm all telephone and telegraphic orders in writing.

☞ Claims for errors in shipping incorrect parts or failure to ship all parts ordered, should be made immediately upon receipt of the shipment.

Important

☞ Responsibility for breakage, loss or damaged goods ceases upon delivery of the merchandise to the transportation companies from whom a receipt is received showing that the shipment was accepted by them in good condition.

☞ If any of the material listed on the bill of lading or express receipt is short, broken or damaged, do not accept the shipment until the carrier's agent makes a notation of the shortage or damage on the expense bill.

☞ Notify the transportation company's agent at once and request an inspection. This is absolutely necessary. Unless this is done, the transportation companies will not entertain a claim for loss or damage. If the agent does not make an inspection, then an affidavit should be made that he was notified (on a certain date) and failed to do so. This affidavit with other papers will properly support your claim.

ALWAYS GIVE MACHINE NUMBER WHEN ORDERING PARTS

FRANCAIS

Ce catalogue de Pièces Détachées renferme les illustrations, les numéros, les noms et la quantité nécessaire de toutes les pièces de service concernant la machine à laquelle il se rapporte.

A LIRE AVEC SOIN AVANT DE COMMANDER VOS PIÈCES

Les machines "Caterpillar" sont vendues et entretenues de par le monde par une organisation d'agents les plus responsables.

Pour obtenir vos pièces sans retard, passez-en les ordres à votre agent "Caterpillar", en ayant soin de lui fournir le numéro, le nom et la quantité des pièces désirées. Il est aussi important de mentionner le numéro de série de la machine à laquelle les pièces sont destinées. Dans le cas de machines telles que: "Auto Patrols", "Elevating Graders—Engine Driven" et "Blade Graders—Power Controlled", ne manquez pas de fournir le numéro de série du niveleur et de l'unité motrice.

Il est essentiel de mentionner dans vos ordres l'adresse complète et détaillée à laquelle les pièces doivent être expédiées. Cette adresse devra comprendre le nom du destinataire accompagné du numéro, de la rue, de la ville et du pays de résidence. Il faudra aussi spécifier clairement si l'expédition doit être effectuée par express, colis postal, ou toute autre voie désirée.

Tous les ordres télégraphiques ou téléphoniques devront être confirmés par lettre.

Toutes les réclamations concernant l'expédition non conforme de marchandise ou l'absence de certains articles devront être faites immédiatement à la réception de l'ordre.

AVIS IMPORTANT

En cas de casse, de manquant ou d'avarie, notre responsabilité cesse d'entrer en jeu aussitôt notre remise des marchandises aux transporteurs, lesquels nous font parvenir un reçu montrant que les marchandises leur furent livrées en bon état.

Si les marchandises dont la liste apparaît sur le connaissance ou le reçu des compagnies de transport n'arrivent pas au complet, ou cassées, ou autrement endommagées, n'en acceptez pas l'envoi avant que l'agent des camionneurs n'en ait dressé une constatation sur la note de frais.

Avisez de suite l'agent de la compagnie de transport, en exigeant un examen immédiat. Ceci est absolument nécessaire, et à moins que ces démarches n'aient été effectuées, les compagnies de transport ne pourront accepter aucune réclamation concernant les manquants ou les avaries.

Si l'agent ne fait pas la constatation, il devra nécessairement établir un affidavit, spécifiant que l'agent fut notifié à une certaine date, mais qu'il manqua de s'y conformer. Cet affidavit accompagné d'autres pièces suffira à supporter votre réclamation d'une manière appropriée.

ITALIANO

Questo Catalogo dei Pezzi contiene illustrazioni, numeri dei Pezzi, nomi e quantità richieste di tutti i pezzi di ricambio della macchina alla quale si riferisce.

LEGGETE ATTENTAMENTE QUANDO ORDINATE I PEZZI

Le macchine "Caterpillar" sono vendute e mantenute in servizio da una organizzazione mondiale di rivenditori reputabili.

Per ottenere i pezzi prontamente, piazzate l'ordinazione con il vostro rivenditore di "Caterpillar", accertandovi di indicare il numero completo, il nome e quantitativo delle parti desiderate. Nell'ordinare, è importante fornire il numero di serie della macchina per la quale i pezzi sono richiesti. Nel caso delle macchine "Auto Patrols", "Elevating Graders—Engine Driven" e "Blade Graders—Power Controlled", indicate il Numero di Serie di entrambe le macchine ed unità motrice.

È necessario indicare nella vostra ordinazione l'indirizzo completo e corretto al quale i pezzi devono essere spediti. Questo deve includere il nome, l'indirizzo della strada, la città o villaggio ed il paese. Altresi se la spedizione deve essere fatta a mezzo ferrovia, espresso, pacco postale od altro mezzo, specificando chiaramente.

Confermate per iscritto ogni ordinazione data telefonicamente o telegraficamente.

I reclami per errori nella spedizione di pezzi incorretti o nella mancanza di pezzi ordinati, devono essere fatti immediatamente a ricezione della spedizione.

IMPORTANTE

La responsabilità per rotture, merce danneggiata o perduta, cessa con la consegna della merce alla compagnia di trasporto dalla quale si riceve una ricevuta mostrante che la spedizione è stata da questa accettata in buone condizioni.

Se qualsiasi materiale indicato sulla polizza di carico o ricevuta di espresso risulta mancante, rotto oppure danneggiato, non accettate la spedizione fintantoché l'agente della compagnia di trasporto abbia fatto una annotazione della mancanza o danno sulla fattura delle spese.

Notificate immediatamente l'agente della compagnia di trasporto domandando una verifica. Questo è assolutamente necessario. Se questo non viene fatto, le compagnie di trasporto non accetteranno alcun reclamo per mancanze o danni. Se l'agente non fa una verifica, allora si deve fare una dichiarazione giurata ai fini che egli è stato notificato (in data specifica) ed ha mancato di farla. Questa dichiarazione, unitamente agli altri documenti, servirà a comprovare il vostro reclamo.

DEUTSCH

Dieser Ersatzteil Katalog enthält Illustrierungen, Ersatzteil Nummern, Bezeichnungen und die erforderlichen Quantitäten aller Teile für die betreffende Maschine, für die sie bestimmt sind.

BEI BESTELLUNG VON ERSATZTEILEN BEACHTEN MAN BITTE SORGFÄLTIG

"Caterpillar" Maschinen werden von einer in der ganzen Welt verbreiteten Organisation verantwortlicher Händler verkauft und in Betrieb gehalten.

Um Ersatzteile prompt zu erhalten, bestelle man Aufträge mit Ihrem "Caterpillar" Händler, nachdem sicher gemacht wurde, dass die volle Teilnummer, Bezeichnung und Quantität der gewünschten Teile richtig angegeben sind. Bei Bestellung ist es sehr wichtig, dass die Serien Nummer der Maschine angegeben ist, für die die Teile bestimmt sind. Im Falle von Maschinen wie "Auto Patrols", "Elevating Graders—Engine Driven" und "Blade Graders—Power Controlled" gebe man beide Serien Nummern an, der Nivellier Maschine wie auch des Motors.

Es ist notwendig, in Ihrem Auftrag die genaue und volle Adresse anzugeben, wo hin die Teile zu senden sind. Dieses sollte den Namen, Strassenadresse, Stadt und Land enthalten. Ob die Sendung bei Fracht, Express, Post oder auf anderem Wege vorzugehen ist, muss klar angegeben werden.

Alle telefonischen und telegrafischen Bestellungen müssen schriftlich bestätigt werden.

Reklamierung über Irrtümer in der Versendung von falschen Teilen oder Unvollständigkeit der Sendung sollten sofort nach Erhalt der Sendung gemacht werden.

WICHTIG

Verantwortlichkeit für Bruch, Verlust oder Beschädigung der Waren endet bei Ablieferung der Sendung an die Transport-Gesellschaft, welche eine Empfangsbestätigung überreicht als Beweis, dass die Sendung in gutem Zustand übernommen wurde.

Wenn irgend etwas von dem Frachtbrief oder Expressquittung aufgeführten Materialien fehlt, zerbrochen oder beschädigt ist, nehme man die Sendung nicht an bis der Transportagent den Verlust oder die Beschädigung auf der Spesenrechnung bezeugt hat.

Man benachrichtige den Agenten der Transport-Gesellschaft sofort und verlange eine Besichtigung. Dies ist unbedingt notwendig. Wenn solches nicht getan wird, werden die Transport-Gesellschaften keine Reklamierung für Verlust oder Schaden anerkennen. Wenn der Agent keine Besichtigung vornimmt, dann sollte eine Bezeugung ausgestellt werden dass der Agent benachrichtigt wurde (an einem bestimmten Tage) aber nicht vorgekommen wurde. Diese Bezeugung, zusammen mit anderen Papieren wird Ihre Reklamierung entsprechend unterstützen.

ESPAÑOL

Este catálogo de piezas contiene grabados, número de piezas, nombres y la cantidad requerida de todas las piezas de repuesto de las máquinas a la cual se refieren.

AL PEDIR PIEZAS SIRVASE LEER CUIDADOSAMENTE

Las máquinas "Caterpillar" se venden y son mantenidas en servicio por una organización mundial de revendedores de confianza.

Para obtener las piezas con prontitud, pase los pedidos al revendedor "Caterpillar", teniendo la certeza de dar detalladamente el número de la pieza, el nombre y la cantidad de ellas que se necesitan. Al pedir, siempre es importante suministrar el número de serie de la máquina para la cual se requieren las piezas. En el caso de las máquinas tales como las "Auto Patrols", "Elevating Graders—Engine Driven" y "Blade Graders—Power Controlled", sírvase dar el número de serie tanto de la separadora como de la unidad de potencia.

Es preciso mencionar en su pedido la dirección completa correcta a la cual se han de embarcar las piezas. Debe incluir el nombre, la dirección de la calle, ciudad o población, y el país. Ya sea que el embarque ha de hacerse por carga, expreso, paquete postal ya sea por otros medios, esto se debe especificar claramente.

Confirme todos los pedidos por teléfono o telégrafo por medio de carta.

Las reclamaciones a causa de errores en el envío de piezas incorrectas o de la falta de embarcar todas las piezas pedidas, se deben hacer inmediatamente al recibo del embarque.

IMPORTANTE

La responsabilidad por roturas, pérdida de mercancías o artículos averiados cesa al hacerse la entrega de las mercaderías a las empresas de transporte, de las cuales se recibe un recibo, mostrando que el embarque fué aceptado por las mismas en buen estado.

Si cualesquiera de los materiales relacionados en el conocimiento de embarque o en el recibo del expreso resultasen con faltas, roturas o averías, no se debe aceptar el embarque hasta que el agente de la compañía de transportes haya efectuado una nota de la falta o de la avería en la cuenta de gastos.

Notifique al agente de la compañía de transportes en seguida y solicite una inspección. Este es un punto absolutamente necesario. A menos que se haga eso, las empresas de transporte no tomarán en consideración la reclamación por pérdidas o averías. Si el agente no efectuase una inspección, entonces se debe hacer una declaración certificada en el sentido de que tal agente fue notificado (en cierta fecha) y que dejó de hacerla. Dicha declaración certificada, en unión de otros documentos, comprobará debidamente su reclamación.

PORTUGUÊS

Este catalogo de peças inclui gravuras, numero das peças, nomes e a quantidade requerida de todas as peças sobressalente da máquina a qual se referem.

ANTES DE ORDENAR QUALQUER PEÇA LEIA DETIDAMENTE

As maquinas "Caterpillar" vendem-se e são conservadas afinadas por uma organização mundial de revendedores de confiança.

Para obter as peças sobressalentes com rapidez, envie o pedido ao revendedor da "Caterpillar", depois de comprovar ter fornecido, detalhadamente, o numero, o nome e a quantidade das peças que necessita. Os pedidos devem incluir o numero de serie da maquina para a qual se necessitam as peças. No caso das maquinas "Auto Patrols", "Elevating Graders—Engine Driven" e "Blade Graders—Power Controlled", é conveniente dar o numero de serie tanto da niveladora como da unidade força.

É preciso mencionar no seu pedido a direção completa e correcta para a qual deverão ser dirigidas as peças. Deve incluir-se o numero, os nomes da rua, si da cidade ou da povoação e do Paiz. Estas informações, especificadas claramente, são indispensaveis tanto para a expedição por carga, expreso, encomenda postal como por qualquer outra via.

Confirme por escrito todos os pedidos feitos por telefone ou telegrafo.

As reclamações provocadas pela remessa de peças diferentes ou pela falta d'algumas peças requisitadas, devem ser efectuadas imediatamente depois da recepção da encomenda.

IMPORTANTE

A responsabilidade por roturas, extraviado da mercadoria ou avaria dos artigos cessa ao fazer-se a entrega das encomendas ás empresas de transporte, das quaes se obtem um recibo, demonstrativo da encomenda ter sido aceite, pelas mesmas, em bom estado.

Se quaesquer dos artigos relacionados na guia de embarque ou no recibo do expreso, resultarem deteriorado, a encomenda só deve ser aceite depois do agente da companhia de transporte registar a falta ou a avaria na conta dos gastos.

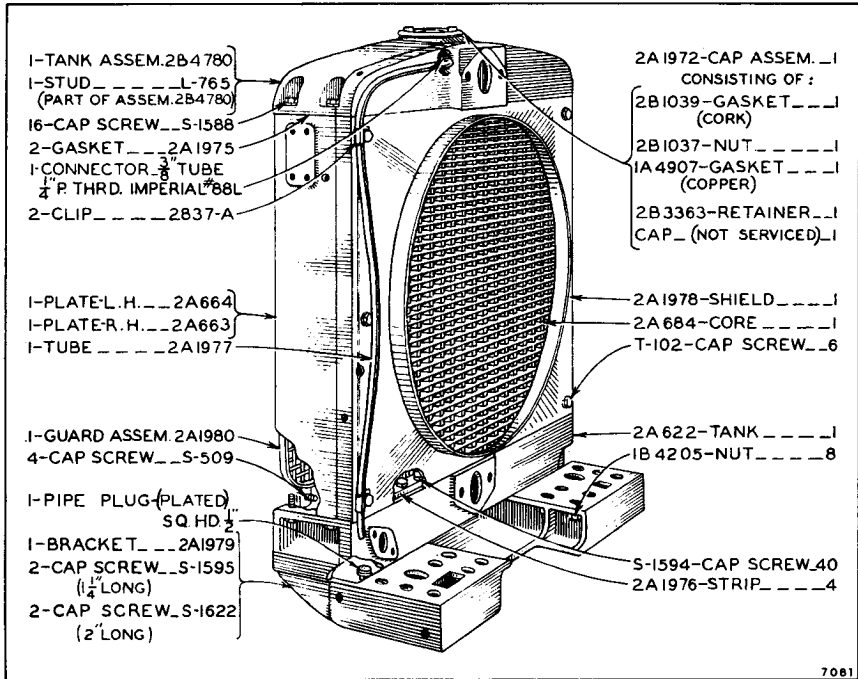
Notifique o agente da companhia de transportes imediatamente e solicite uma inspeção. Esta formalidade é absolutamente necessaria. A falta de cumprimento desta formalidade levará as companhias de transporte a nao tomar em consideração a reclamação por perdas ou avarias. Se o agente não efectuar a inspeção, faça-se uma declaração com testemunhas, reconhecida por Notario, na qual se mencionar que o tal agente foi notificado (indique-se a data) e que não a realizou. Esta declaração com testemunhas e reconhecida por Notario, juntamente com outros documentos, comprovará devidamente a sua reclamação.

INDEX

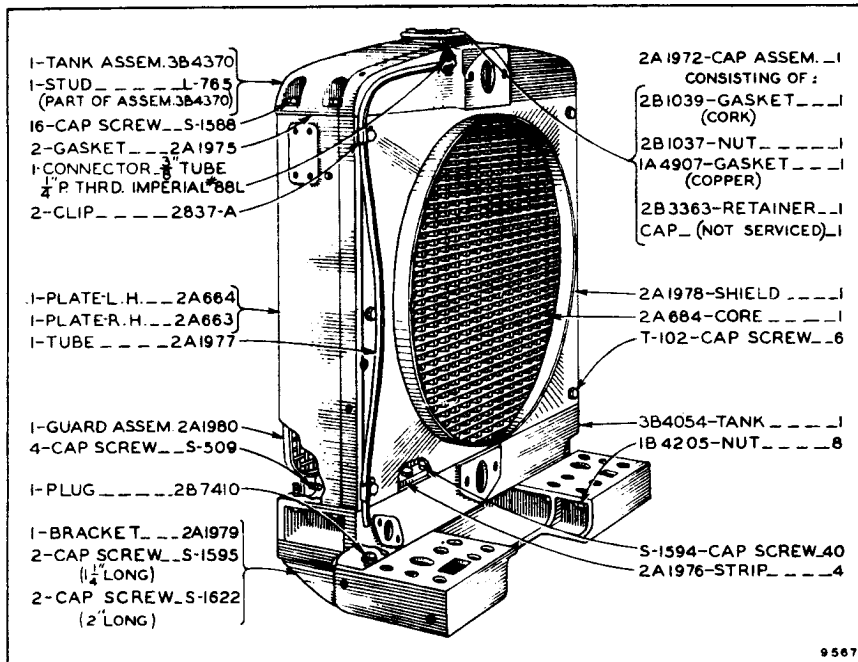
Name	Page
Accessory Shaft and Governor	12
Air Cleaner	29-30
Air Cleaner Inlet Pipe Extension.....	89
Battery and Box	109
Belt Pulley Drive	104-105
Bracket—Trailer Patrol Hand Control.....	77
Brakes	58-59
Breather	25
Bumper—Front	86-87
Cab	98
Camshaft	13
Canopy Top	99
Carburetor	30-31
Clutch—Flywheel	48
Clutch—Steering	62
Connecting Rod and Piston.....	21
Control—Carburetor, Governor and Choke.....	32-33
Control—Flywheel Clutch	49
Control—Gear Shift and Steering Clutch.....	55
Control—Governor—Rear Seat	74
Controls—Rear Seat	73
Crank—Starting	46 & 92-93
Crankcase and Covers	24-25
Crankshaft	20-21
Curtain—Radiator	83
Curtains—Canopy	100
Cylinder, Cylinder Head and Valve Mechanism.....	14 to 19
Drawbar	57 & 77
Fan and Water Pump.....	11
Fenders	46-47
Fenders—Orchard Type	80
Fenders—Rear Seat	75
Final Drive	60-61
Frame—Track Roller	64
Fuel System	26-27-28
Gauge—Oil	23
Gears—Special	95-96-97
Generator—Lighting	113
Governor	12
Guard—Crankcase	82
Guard—Radiator	84-85

INDEX—Continued

Name	Page
Guard—Track Roller Alemite Fitting	107
Guards—Track Roller Frame	64
Heat Indicator	9-10
Hitch Plate and Lift Arm	108
Hood	45 & 88-89
Hook—Front Pull	81
Idler—Front	63
Ignition System	34 to 44
Lighting System	110-111-112
Magneto	34 to 44
Manifold	30-31
Muffler	90
Odometer	94
Oil Lines	22
Piston	21
Pivot Shaft	66
Power Lift	106-107
Power Take-Off—Front	100
Power Take-Off—Rear	101-102-103
Pump—Fuel	26-27-28
Pump—Oil	22
Pump—Water	11
Radiator	8-9
Roller—Track	65
Seat	68
Seat—Low Top	78-79
Seat—Rear	72
Seat—Side	76
Seat Support	79
Shutter—Radiator	82
Spark Arrester	91
Spring—Equalizer	66-67
Starter—Electric	114-115-116
Tool Box	69
Tool Box—Rear Seat	75
Tools	117
Track	70-71
Transmission	50 to 54
Transmission Case and Covers	56-57
Valve Mechanism	14 to 19
Water Lines	9-10

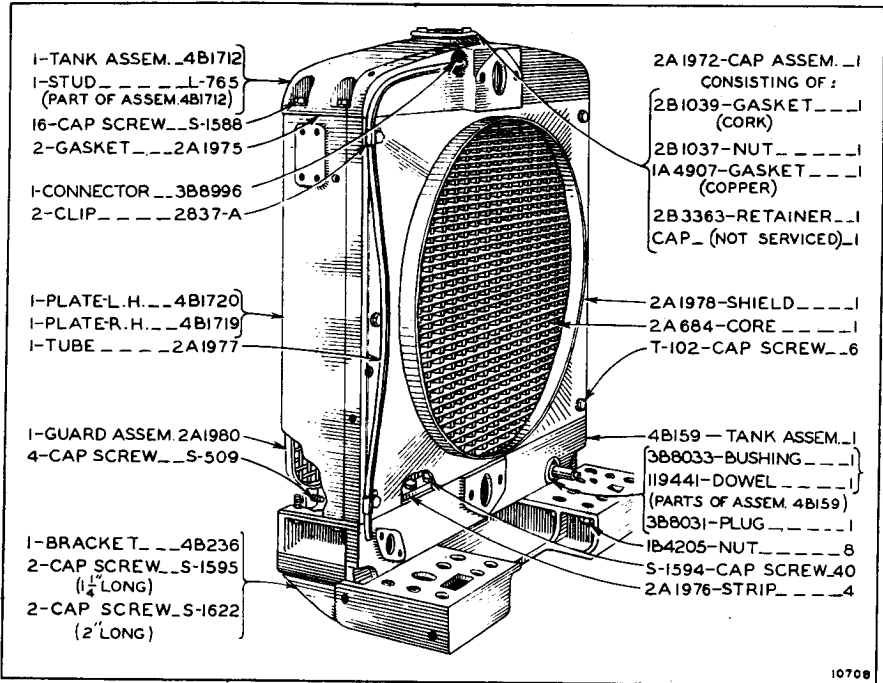


2B4768 RADIATOR
 (Machines 5E3501 to 5E3534 Inclusive)

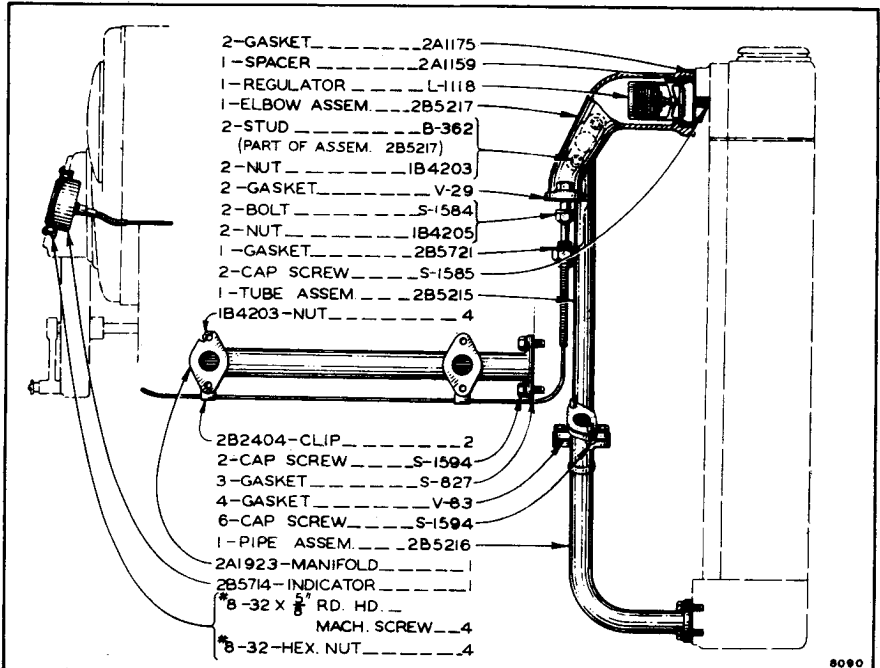


3B4373 RADIATOR
 (Machines 5E3535 to 5E3553 Inclusive)

ALWAYS GIVE MACHINE NUMBER WHEN ORDERING PARTS

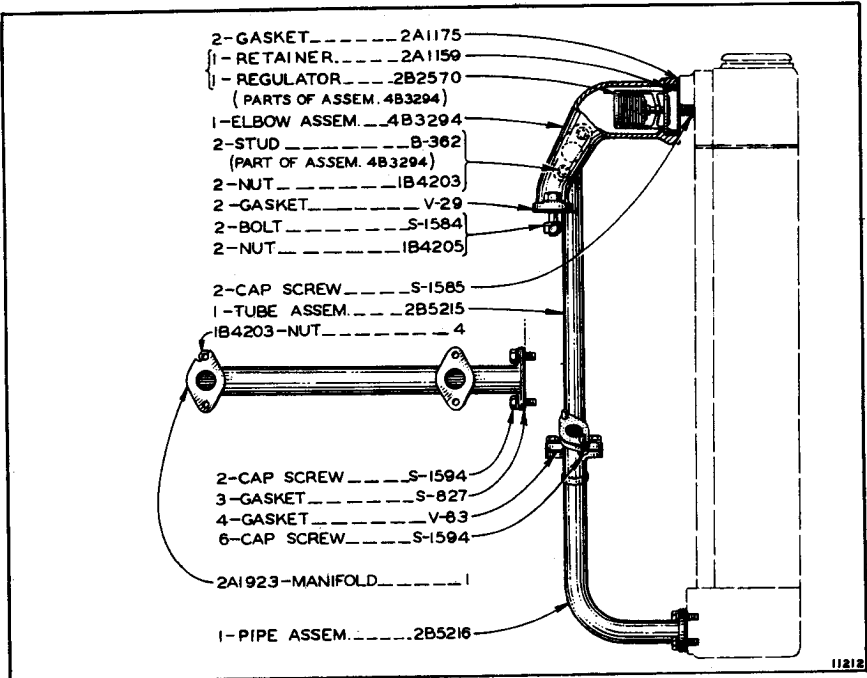


4B1746 RADIATOR
 (Effective with Machine 5E3554)

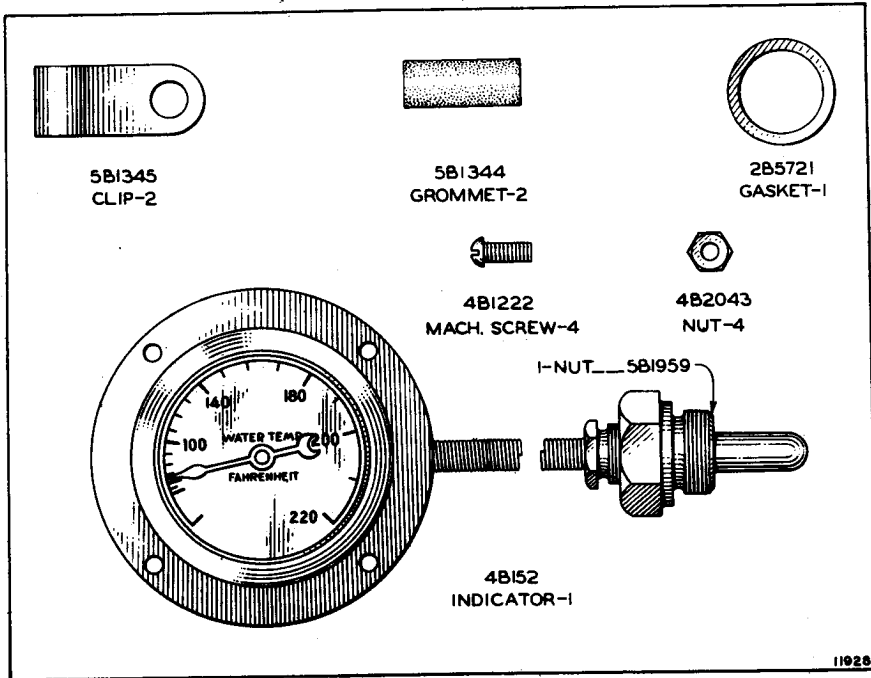


WATER LINES AND HEAT INDICATOR
 (Machines 5E3501 to 5E3553 Inclusive)

ALWAYS GIVE MACHINE NUMBER WHEN ORDERING PARTS

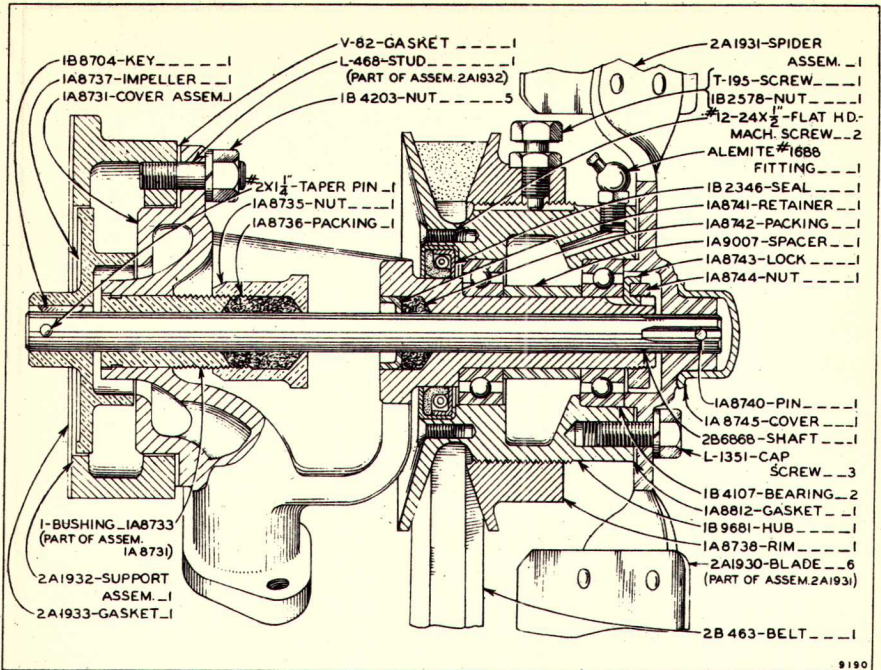


WATER LINES
 (Effective with Machine 5E3554)



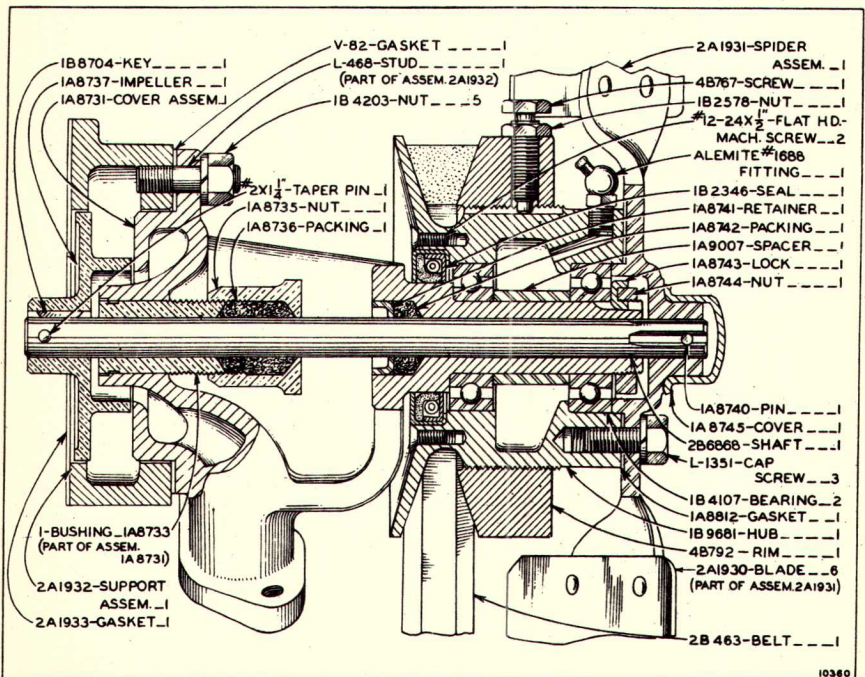
HEAT INDICATOR
 (Effective with Machine 5E3554)

ALWAYS GIVE MACHINE NUMBER WHEN ORDERING PARTS



9190

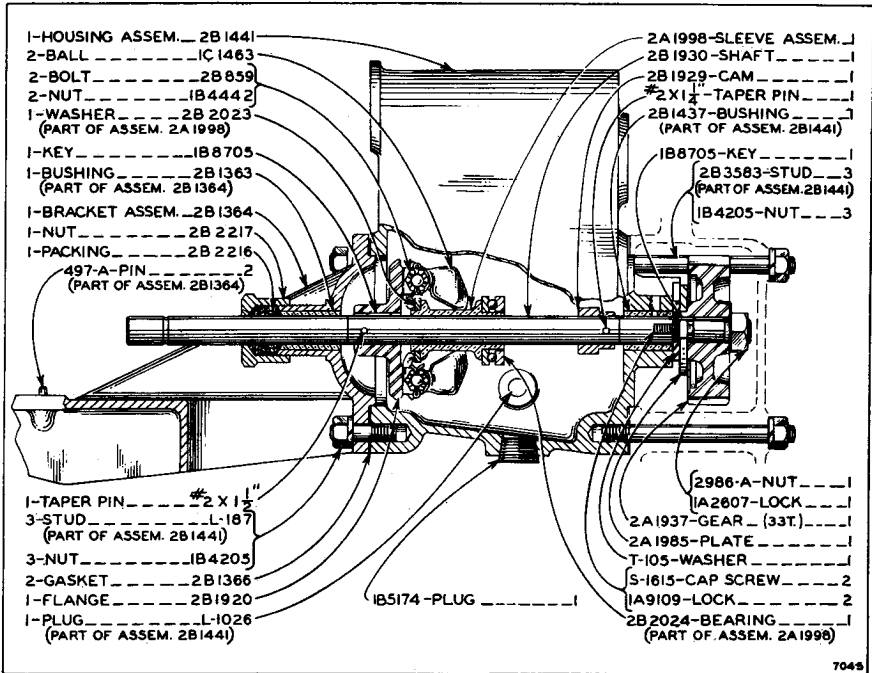
FAN AND WATER PUMP
 (Machines 5E3501 to 5E3569 Inclusive)



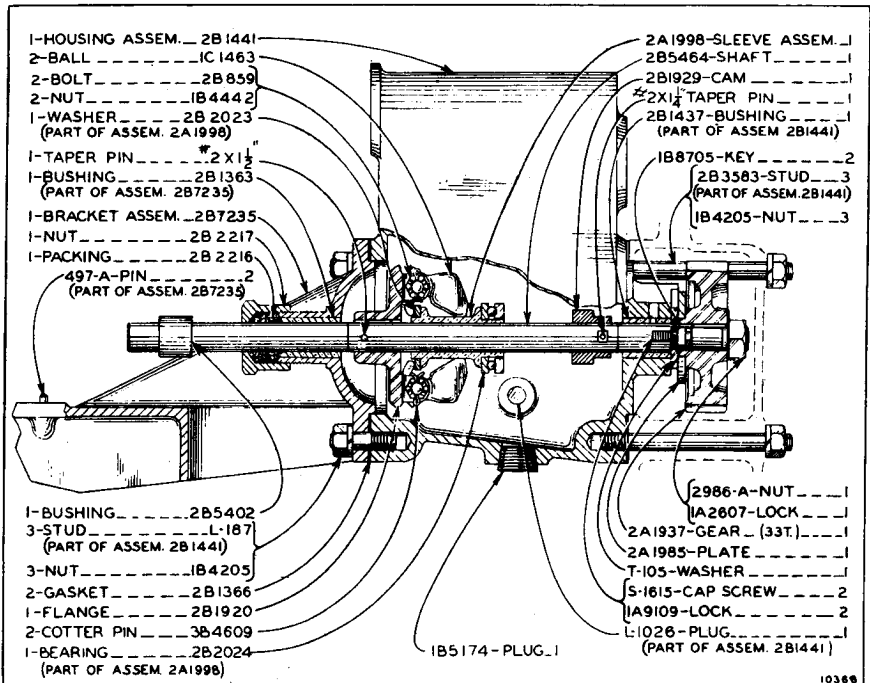
10360

FAN AND WATER PUMP
 (Effective with Machine 5E3570)

ALWAYS GIVE MACHINE NUMBER WHEN ORDERING PARTS

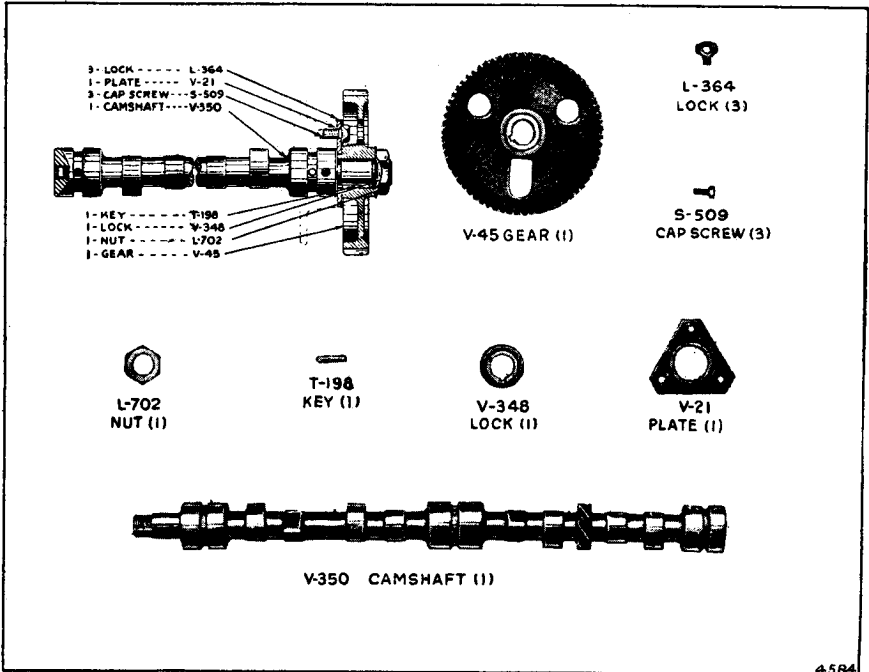


ACCESSORY SHAFT AND GOVERNOR
 (Machines 5E3501 and 5E3502)

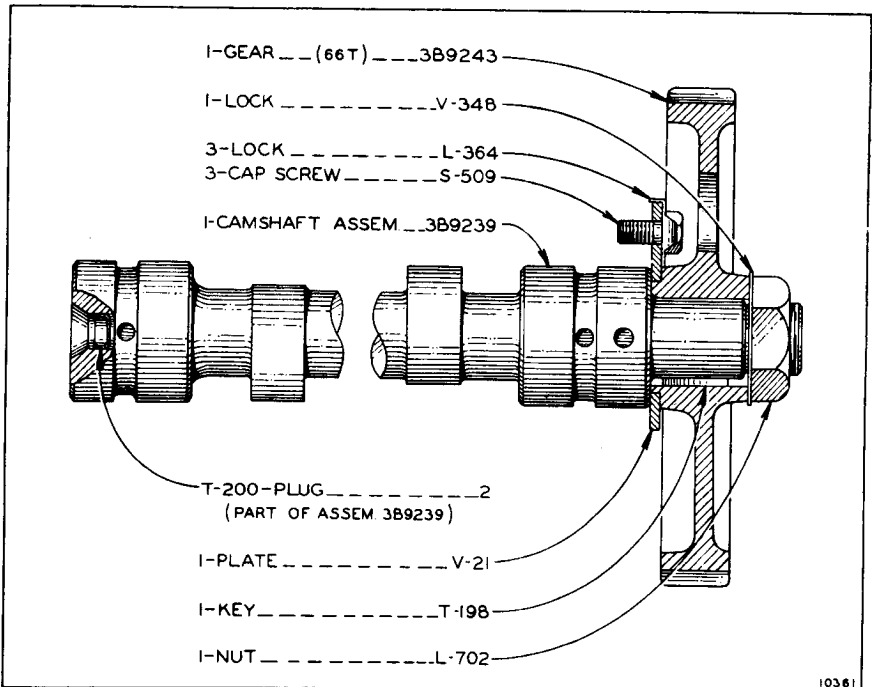


ACCESSORY SHAFT AND GOVERNOR
 (Effective with Machine 5E3503)

ALWAYS GIVE MACHINE NUMBER WHEN ORDERING PARTS

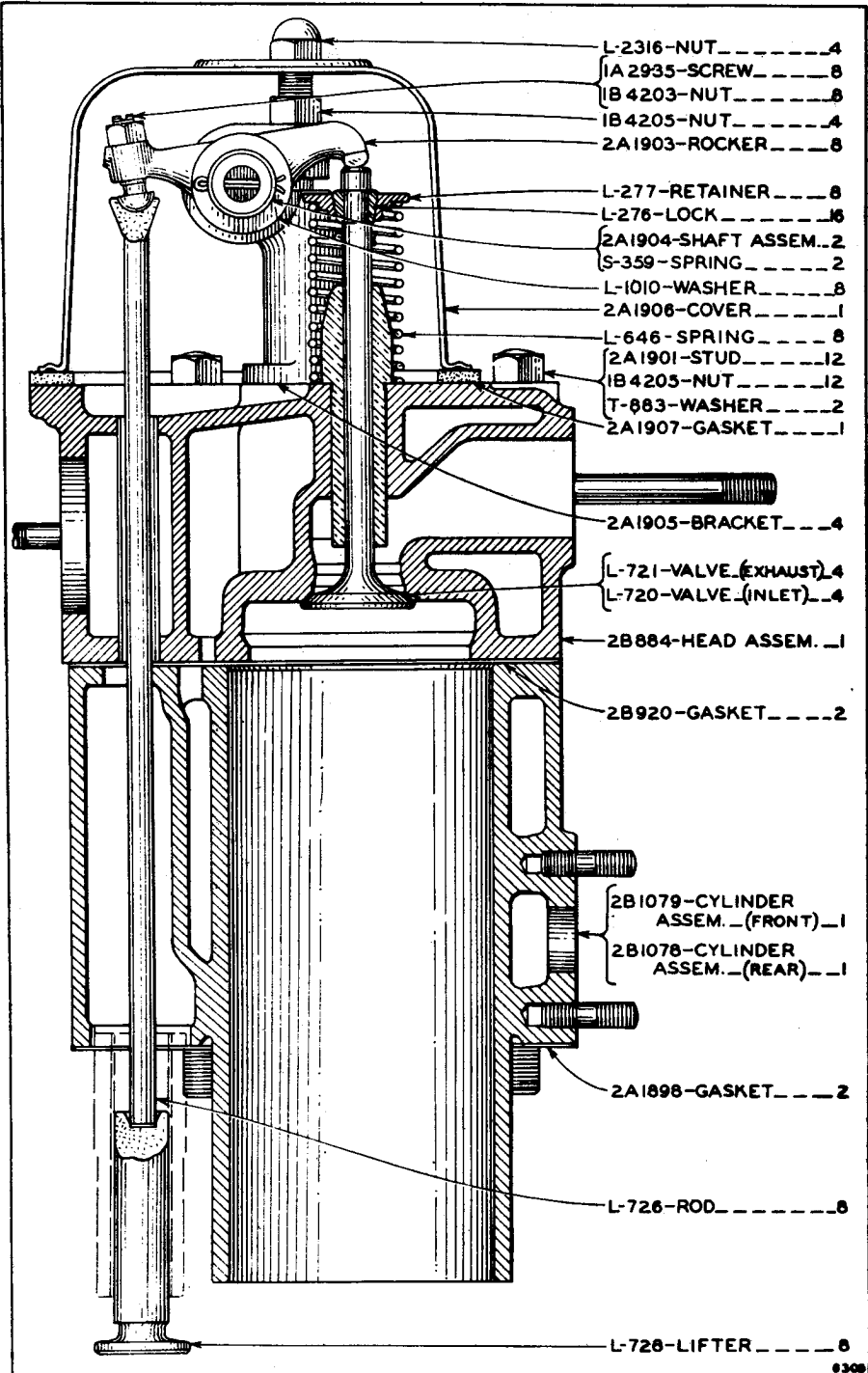


CAMSHAFT
 (Machines 5E3501 to 5E3553 Inclusive)



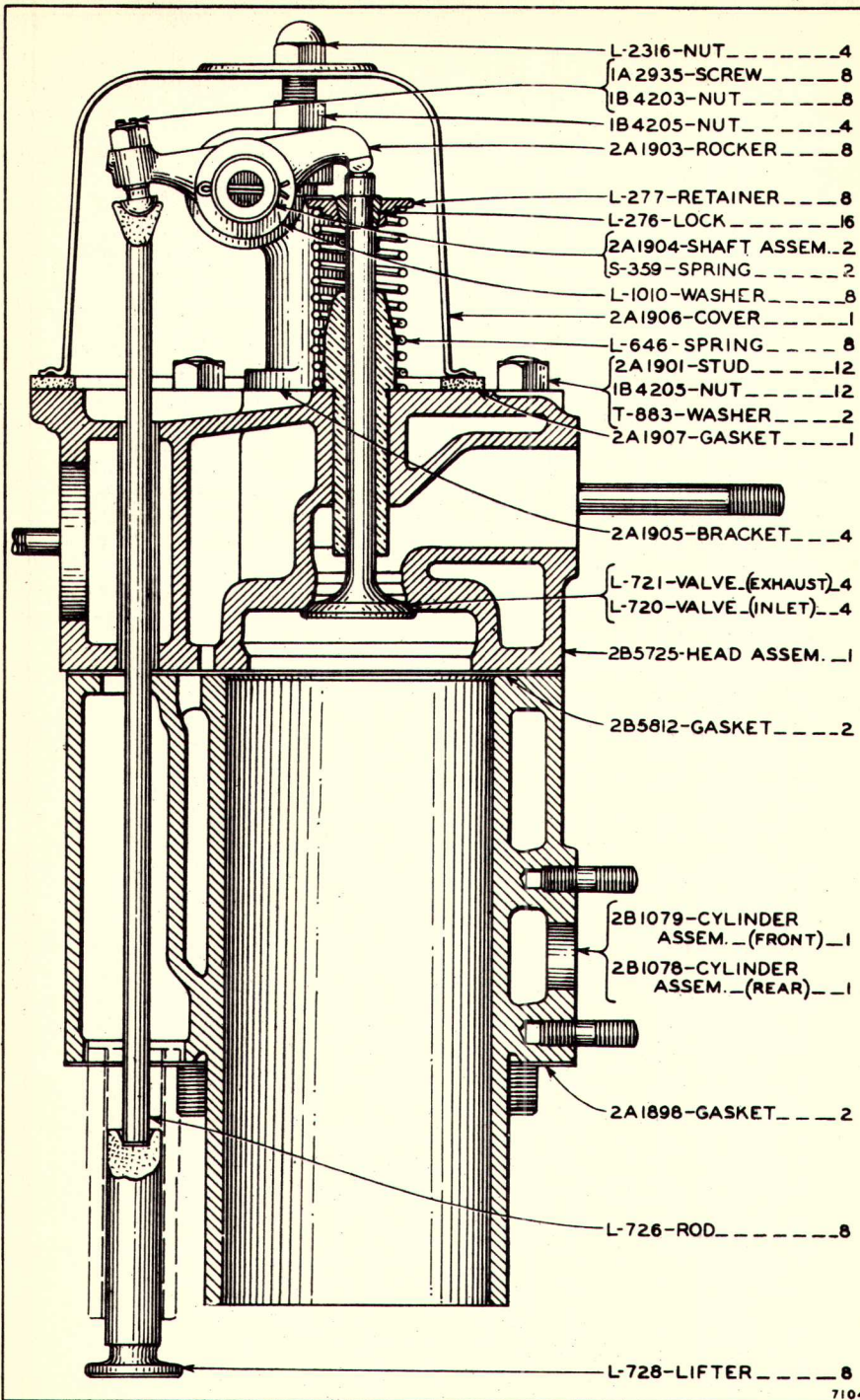
CAMSHAFT
 (Effective with Machine 5E3554)

ALWAYS GIVE MACHINE NUMBER WHEN ORDERING PARTS



CYLINDER, CYLINDER HEAD AND VALVE MECHANISM
(Machines 5E3501 and 5E3502)

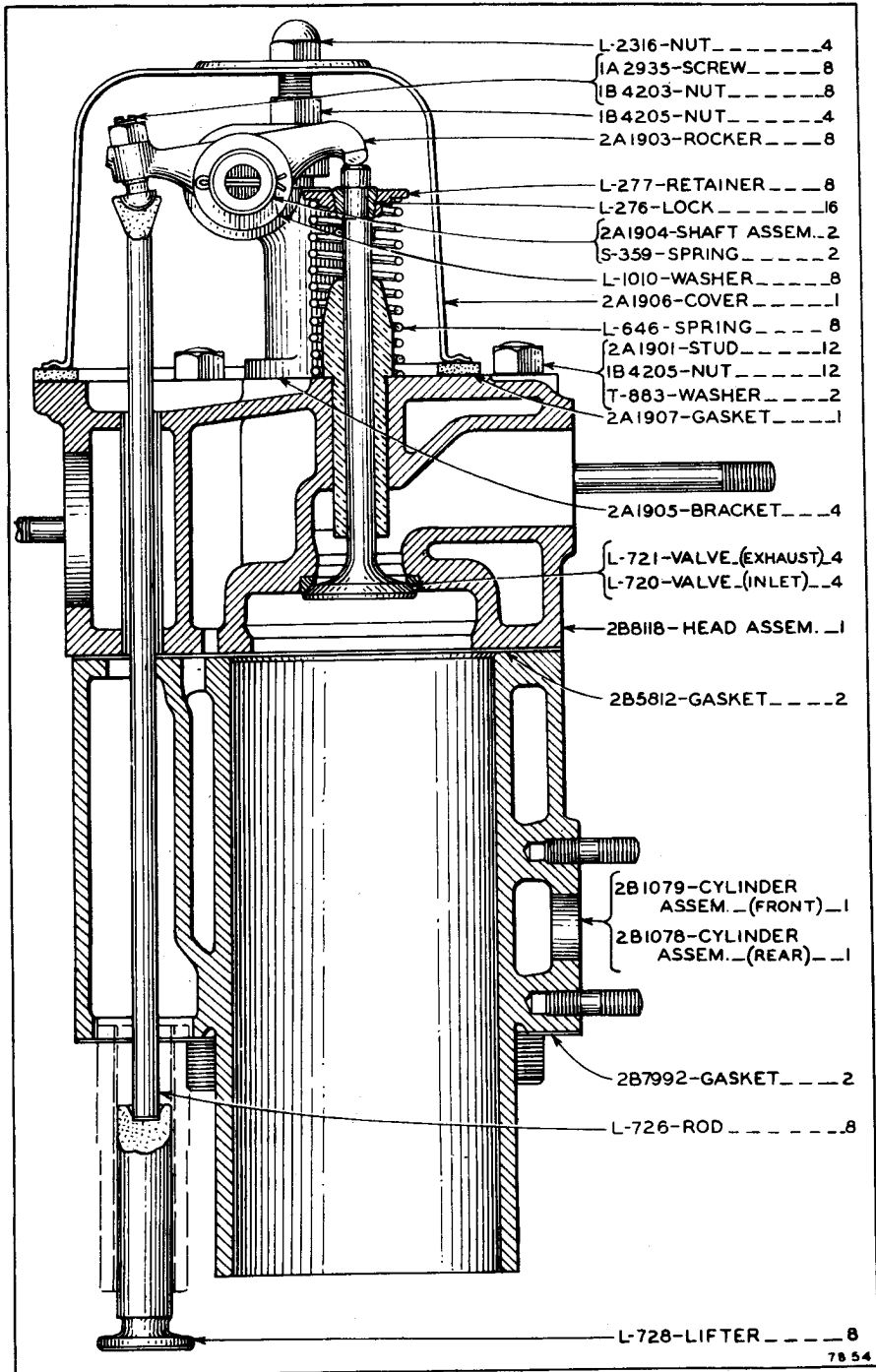
ALWAYS GIVE MACHINE NUMBER WHEN ORDERING PARTS



7104

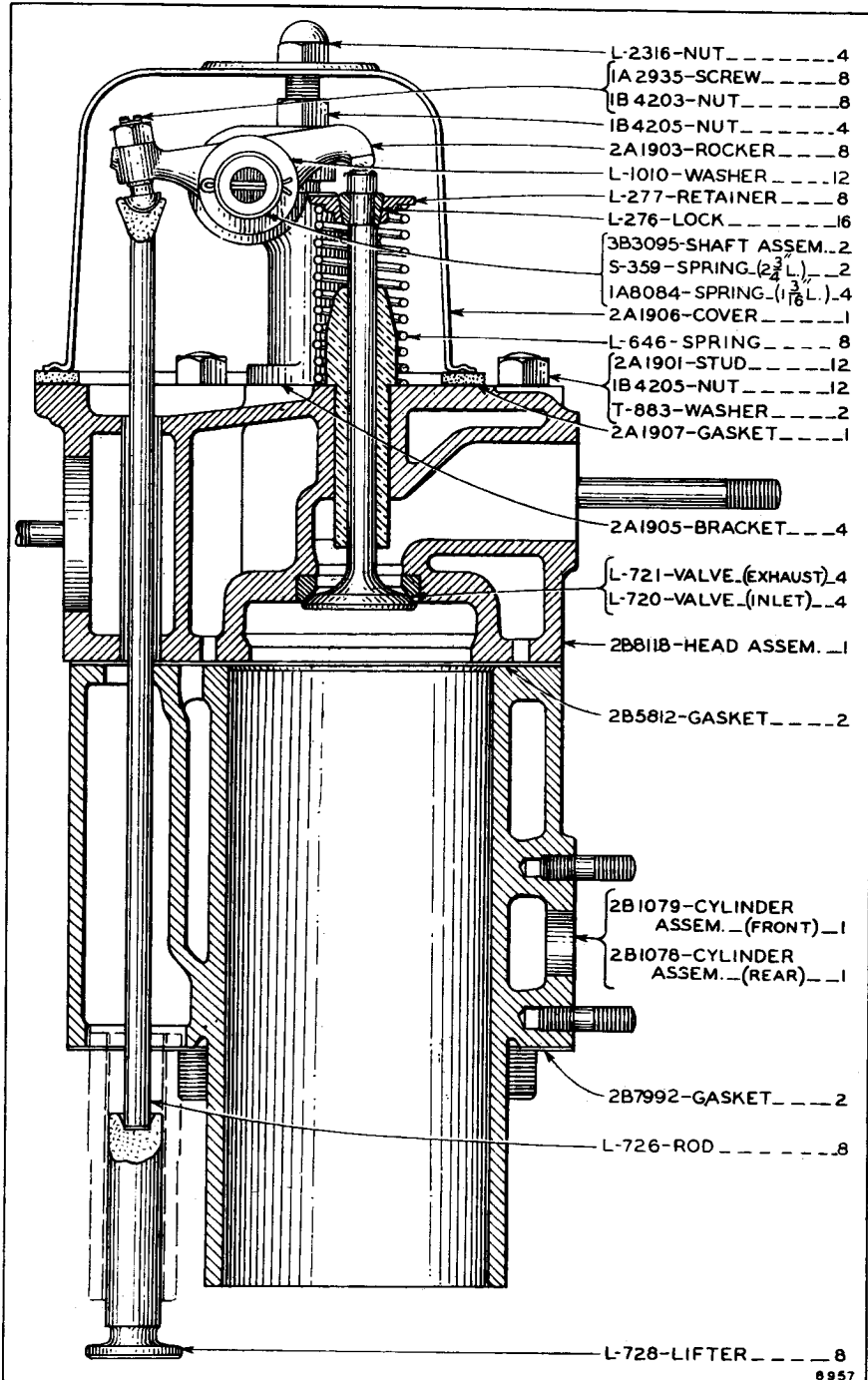
CYLINDER, CYLINDER HEAD AND VALVE MECHANISM
 (Machines 5E3503 to 5E3515 Inclusive)

ALWAYS GIVE MACHINE NUMBER WHEN ORDERING PARTS



CYLINDER, CYLINDER HEAD AND VALVE MECHANISM
 (Machines 5E3516 to 5E3531 Inclusive)

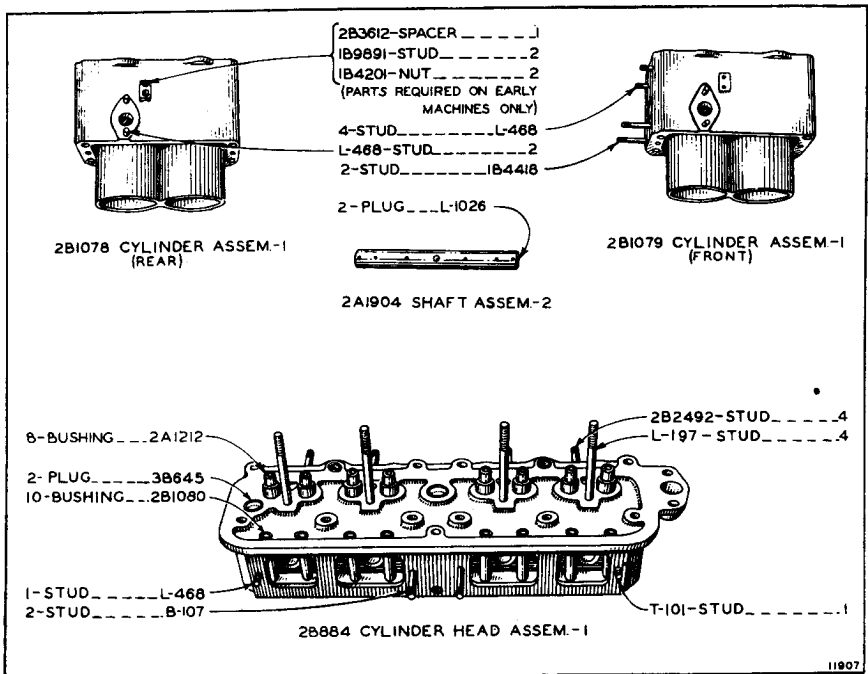
ALWAYS GIVE MACHINE NUMBER WHEN ORDERING PARTS



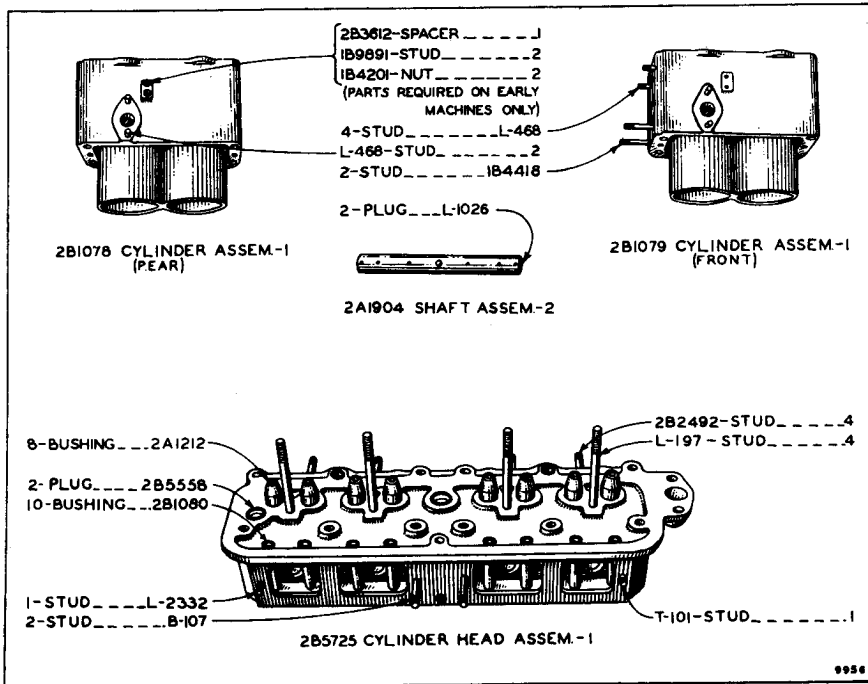
8957

CYLINDER, CYLINDER HEAD AND VALVE MECHANISM
 (Effective with Machine 5E3532)

ALWAYS GIVE MACHINE NUMBER WHEN ORDERING PARTS

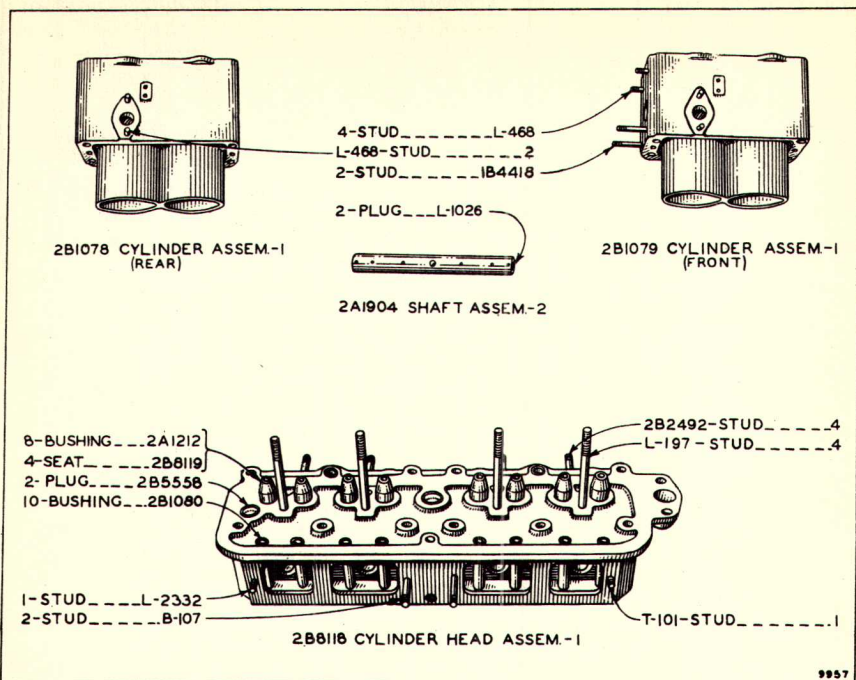


CYLINDER, CYLINDER HEAD AND VALVE MECHANISM ASSEMBLIES
 (Machines 5E3501 and 5E3502)

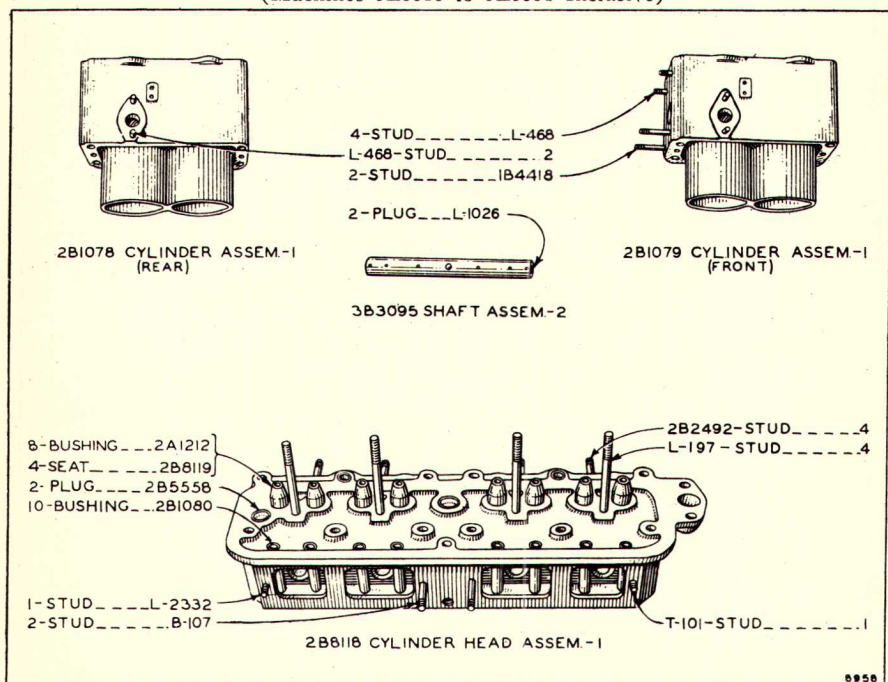


CYLINDER, CYLINDER HEAD AND VALVE MECHANISM ASSEMBLIES
 (Machines 5E3503 to 5E3515 Inclusive)

ALWAYS GIVE MACHINE NUMBER WHEN ORDERING PARTS

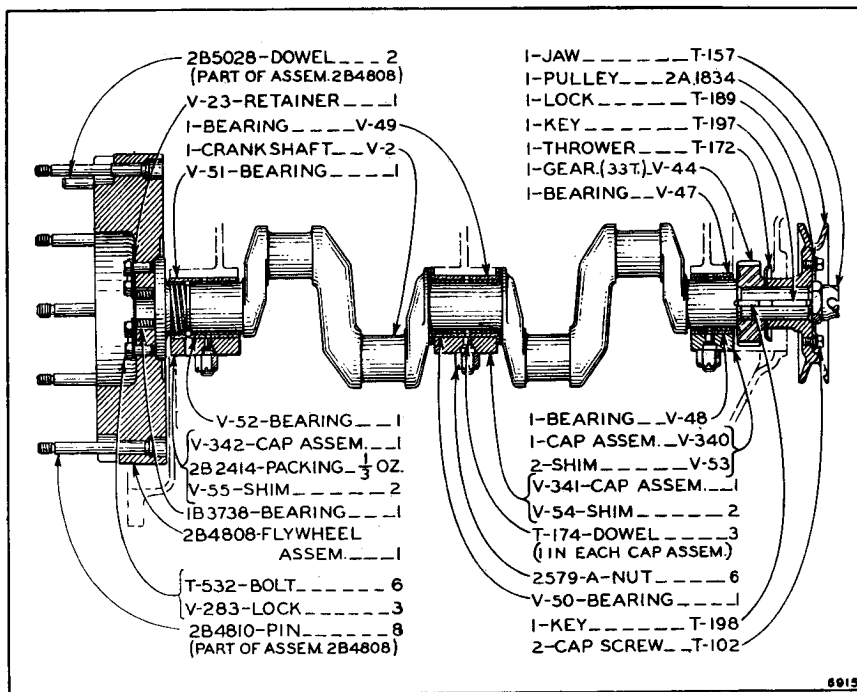


CYLINDER, CYLINDER HEAD AND VALVE MECHANISM ASSEMBLIES
(Machines 5E3516 to 5E3531 Inclusive)

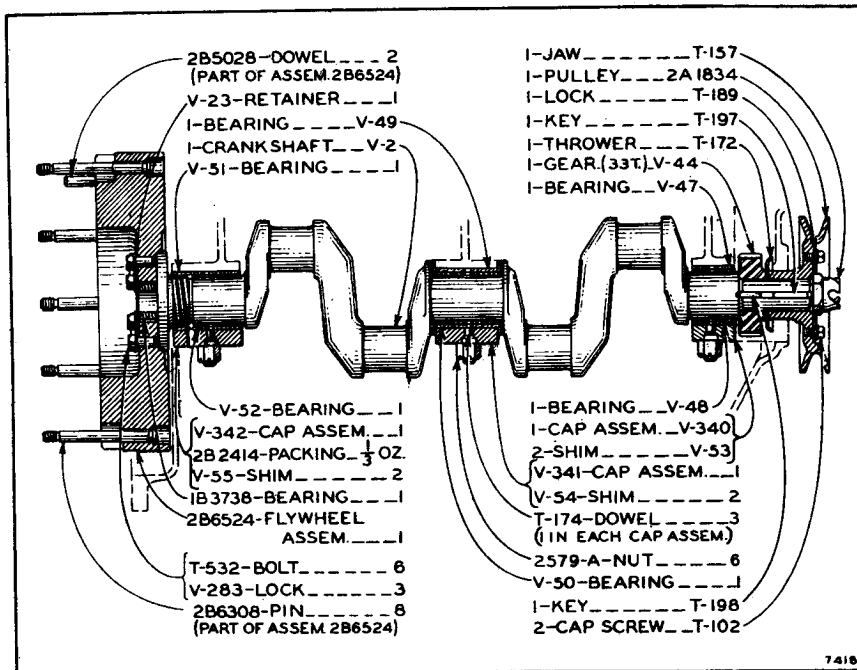


CYLINDER, CYLINDER HEAD AND VALVE MECHANISM ASSEMBLIES
(Effective with Machine 5E3532)

ALWAYS GIVE MACHINE NUMBER WHEN ORDERING PARTS

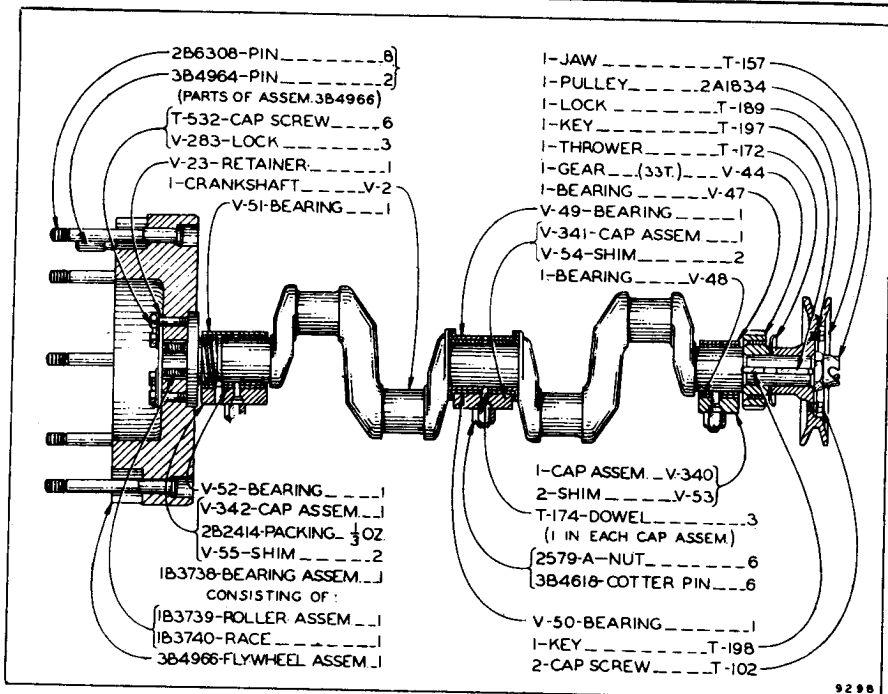


CRANKSHAFT
(Machines 5E3501 and 5E3502)

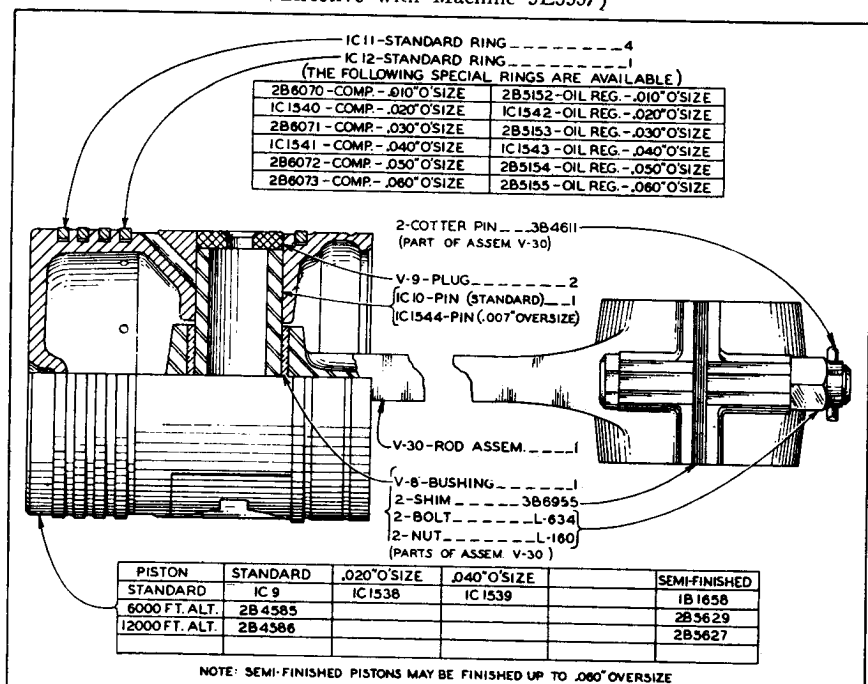


CRANKSHAFT
(Machines 5E3503 to 5E3536 Inclusive)

ALWAYS GIVE MACHINE NUMBER WHEN ORDERING PARTS

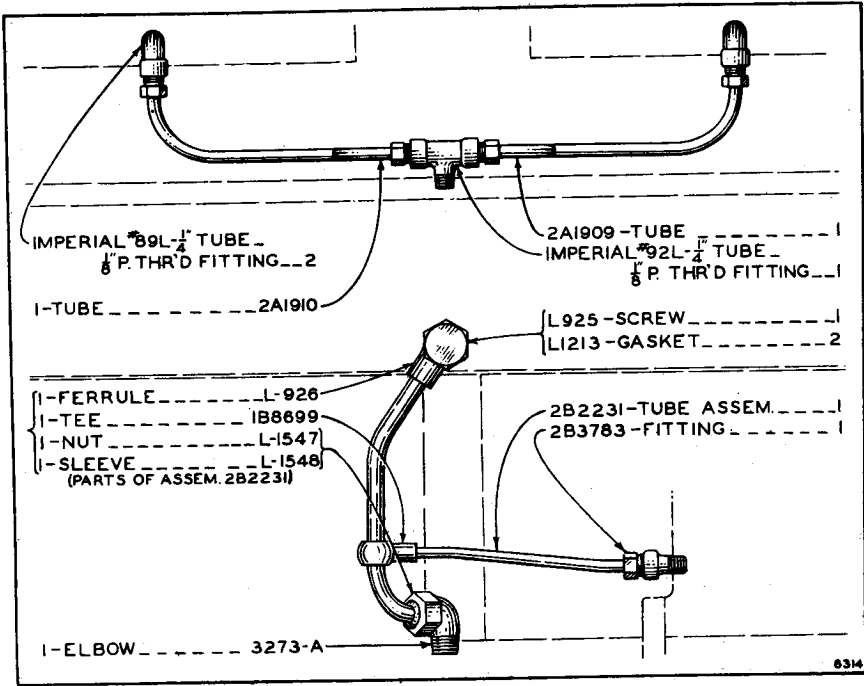


CRANKSHAFT
 (Effective with Machine 5E3537)

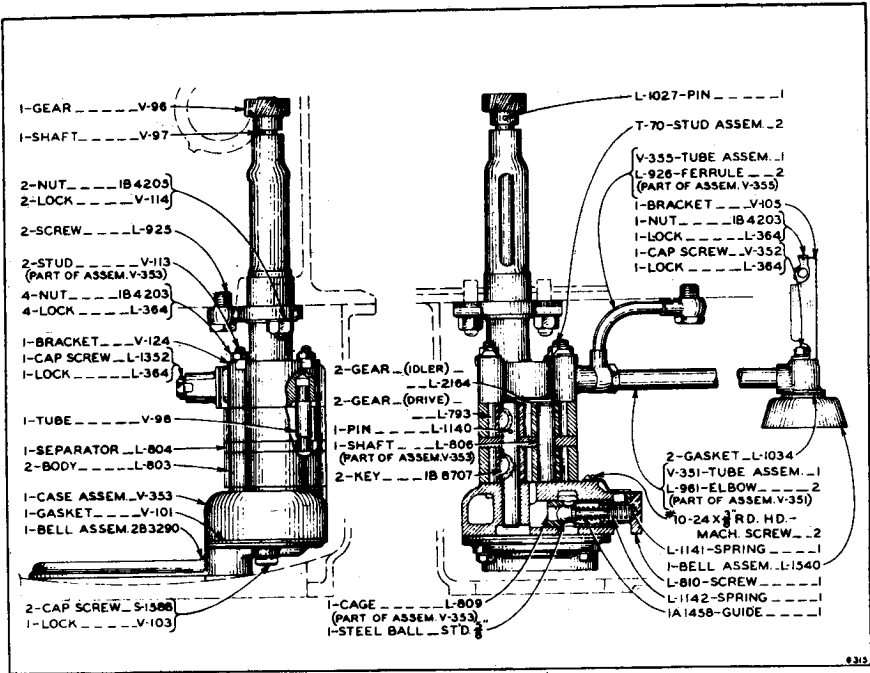


CONNECTING ROD AND PISTON (4 Groups Req'd.)

ALWAYS GIVE MACHINE NUMBER WHEN ORDERING PARTS

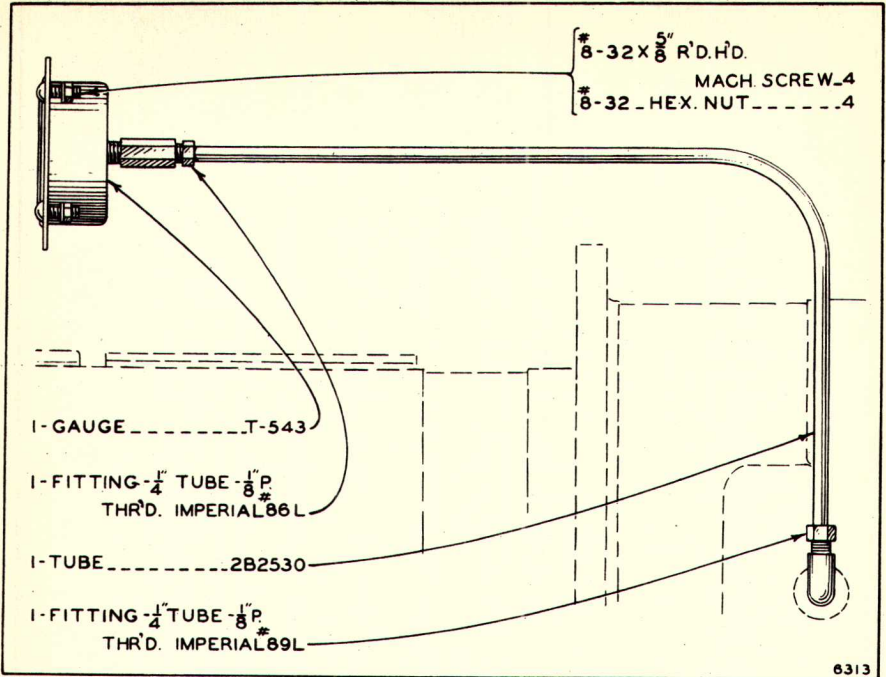


OIL LINES

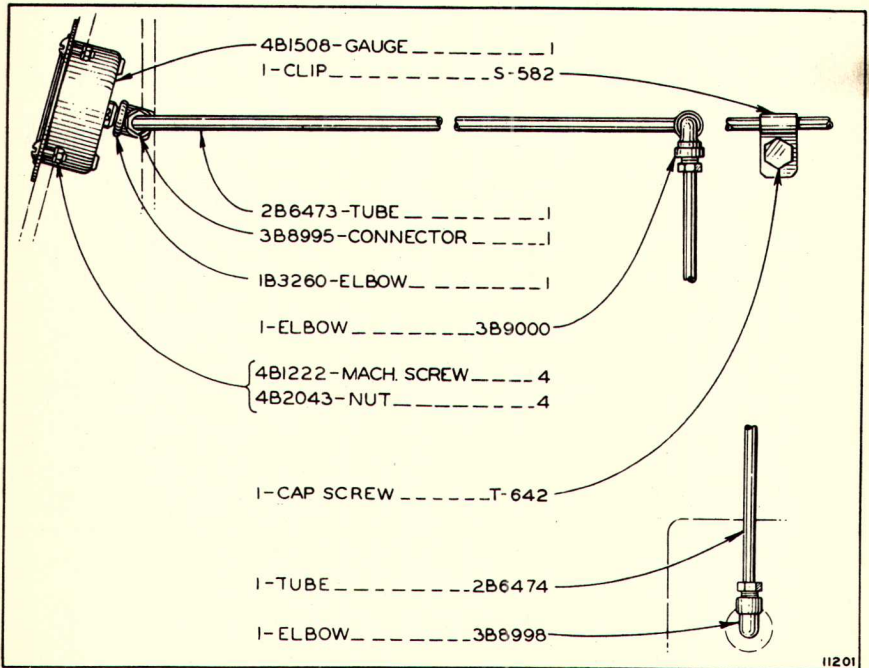


2B3292 OIL PUMP

ALWAYS GIVE MACHINE NUMBER WHEN ORDERING PARTS

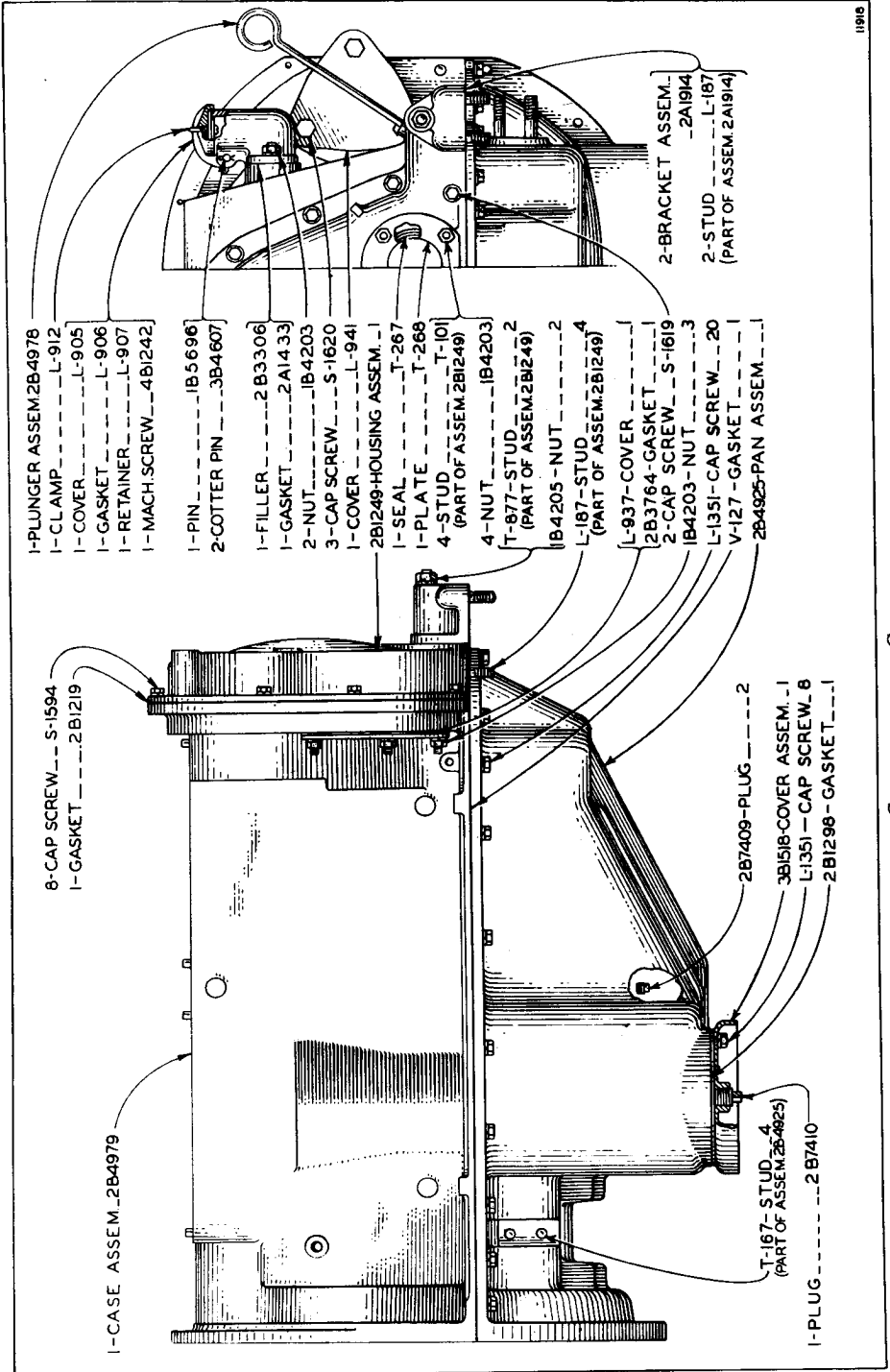


OIL GAUGE
(Machines 5E3501 to 5E3503 Inclusive)



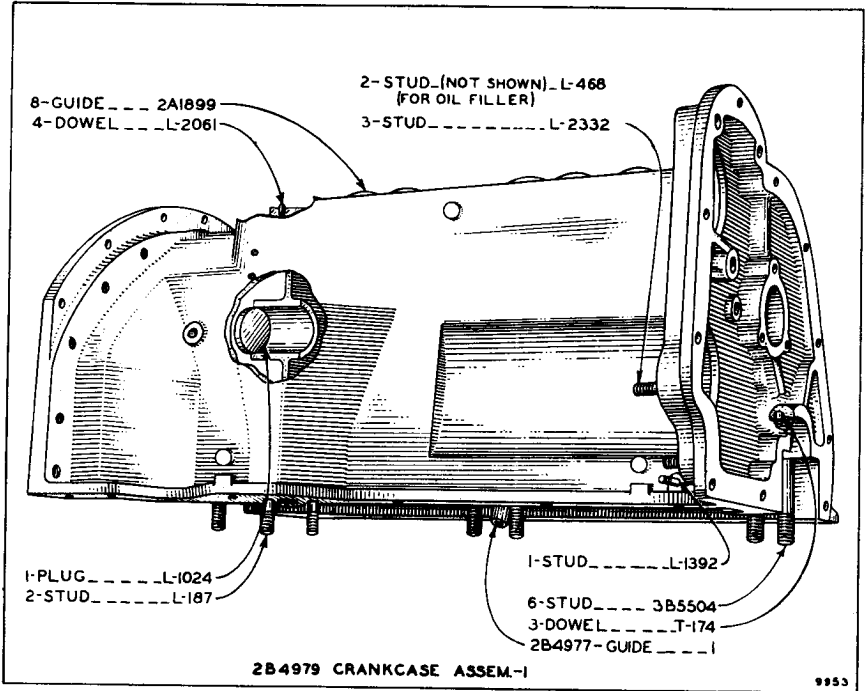
OIL GAUGE
(Effective with Machine 5E3504)

ALWAYS GIVE MACHINE NUMBER WHEN ORDERING PARTS

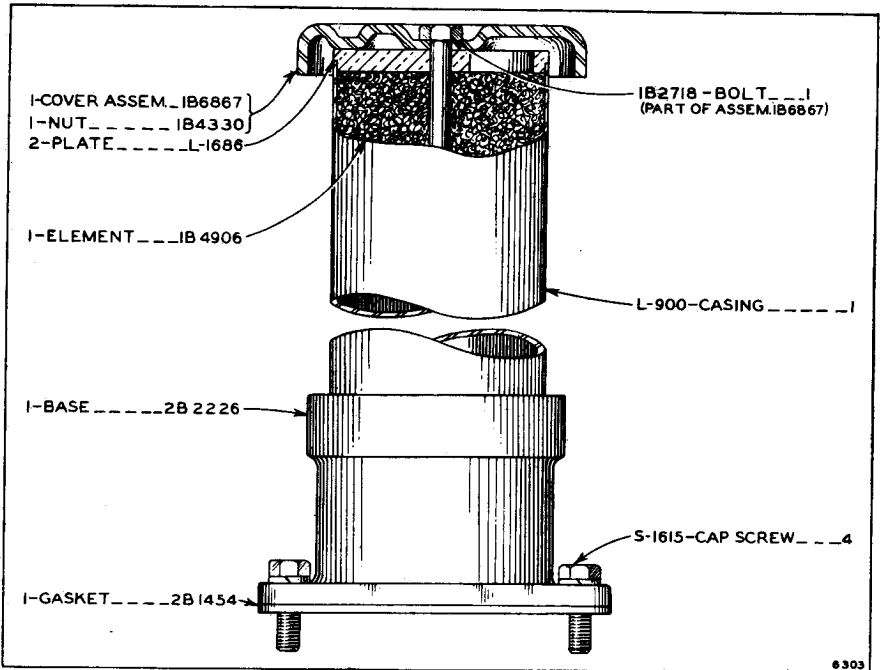


CRANKCASE AND COVERS

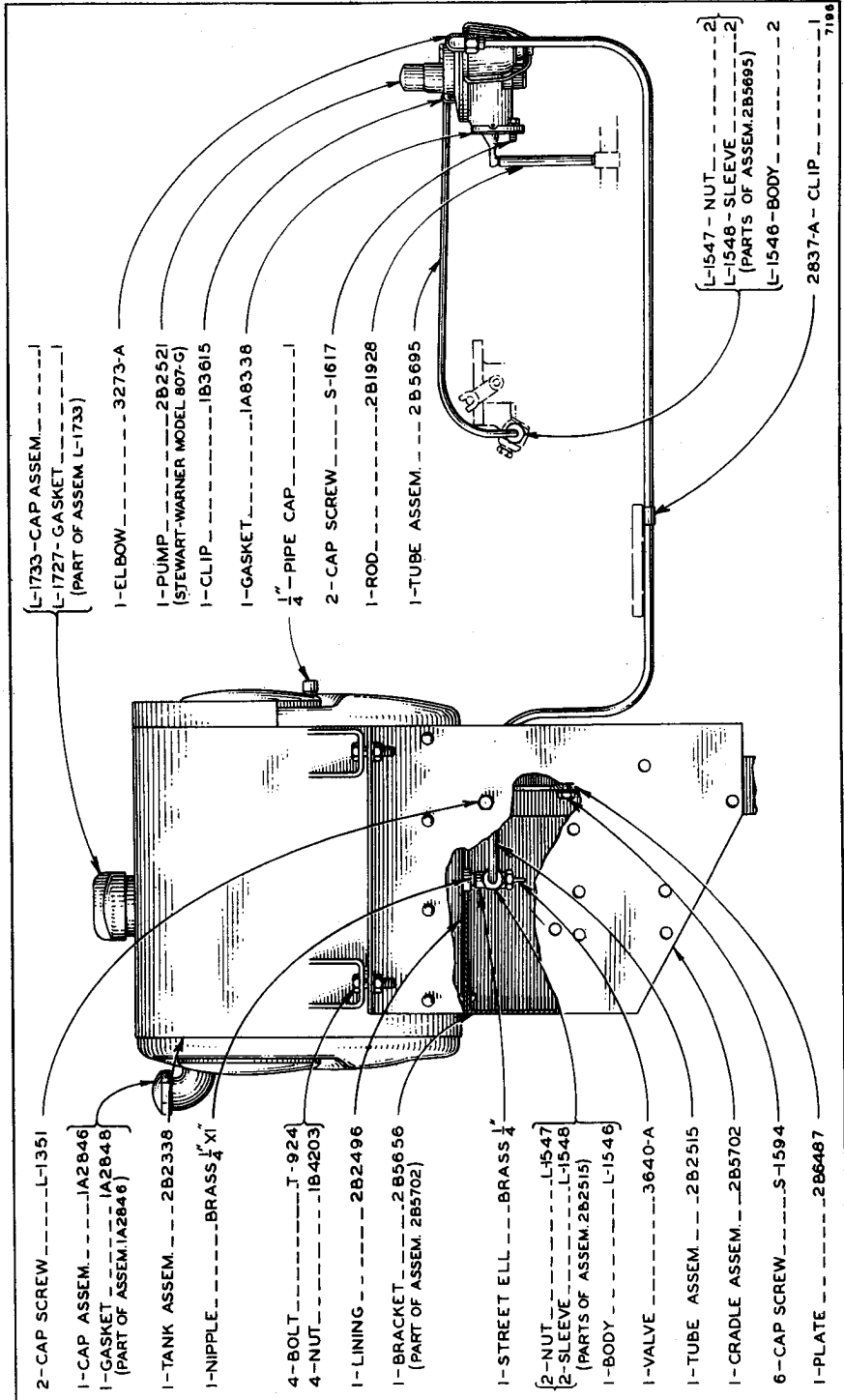
ALWAYS GIVE MACHINE NUMBER WHEN ORDERING PARTS



CRANKCASE ASSEMBLY



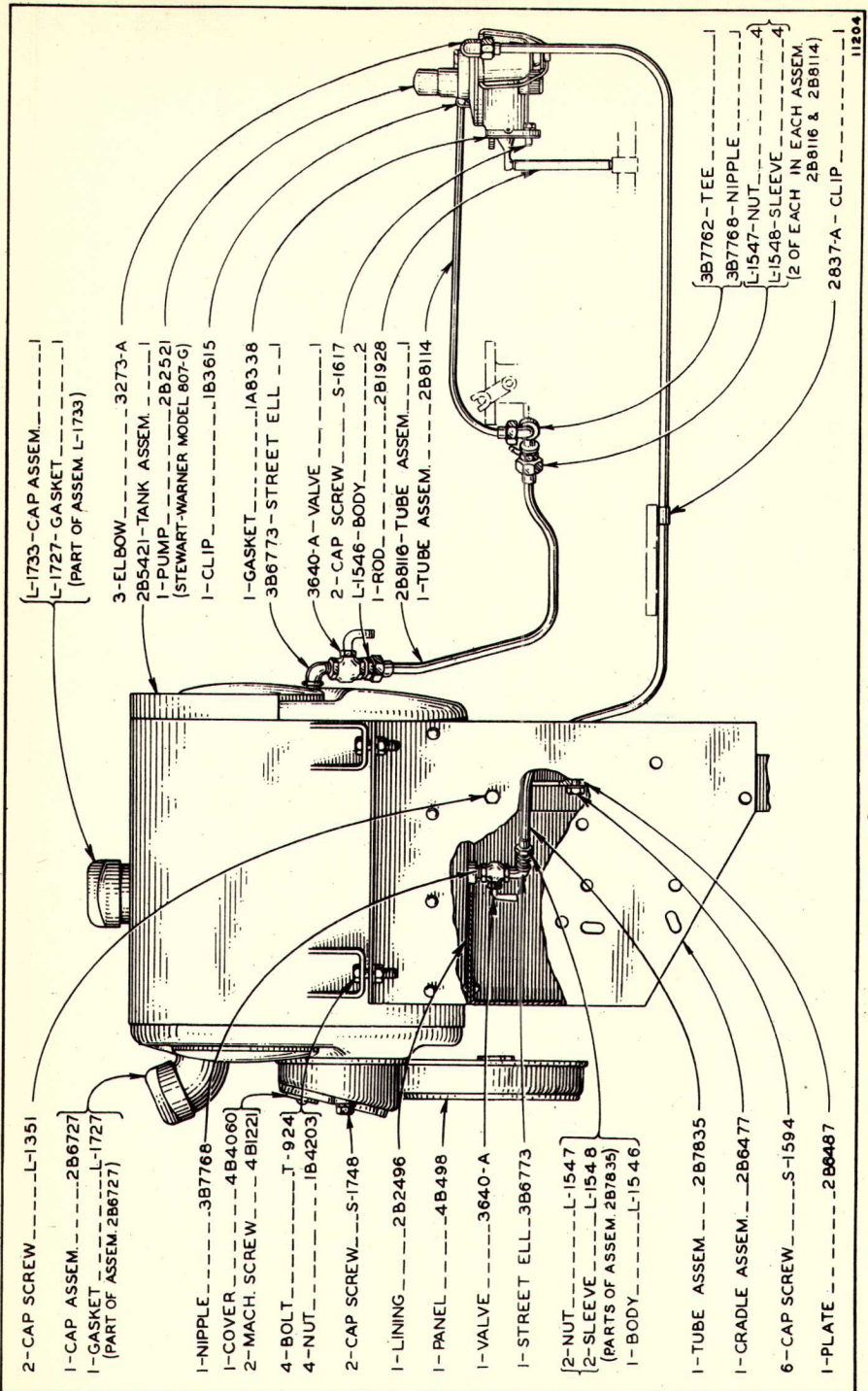
ALWAYS GIVE MACHINE NUMBER WHEN ORDERING PARTS



FUEL SYSTEM

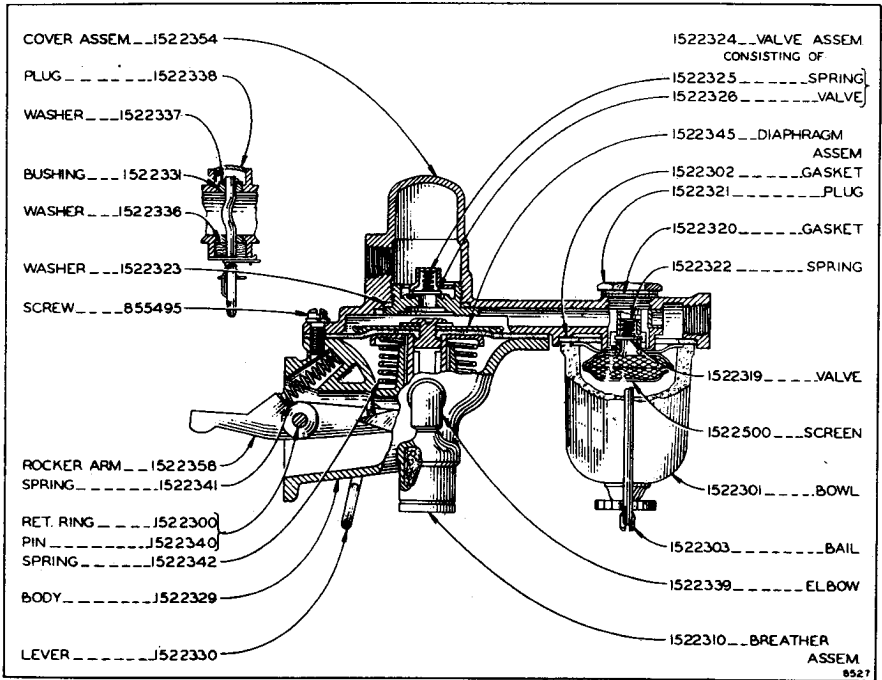
(Machines 5E3501 to 5E3503 Inclusive)
 Note: 2B2521 Pump parts are shown on page 28

ALWAYS GIVE MACHINE NUMBER WHEN ORDERING PARTS

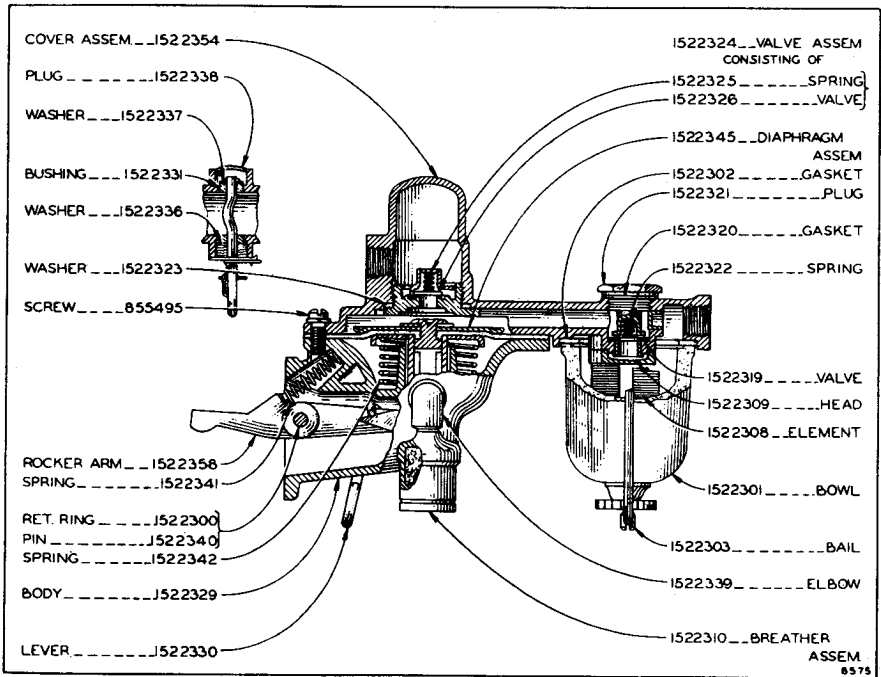


ALWAYS GIVE MACHINE NUMBER WHEN ORDERING PARTS

FUEL SYSTEM
 (Effective with Machine 5E3504)
 Note: 2B2521 Pump parts are shown on page 28.

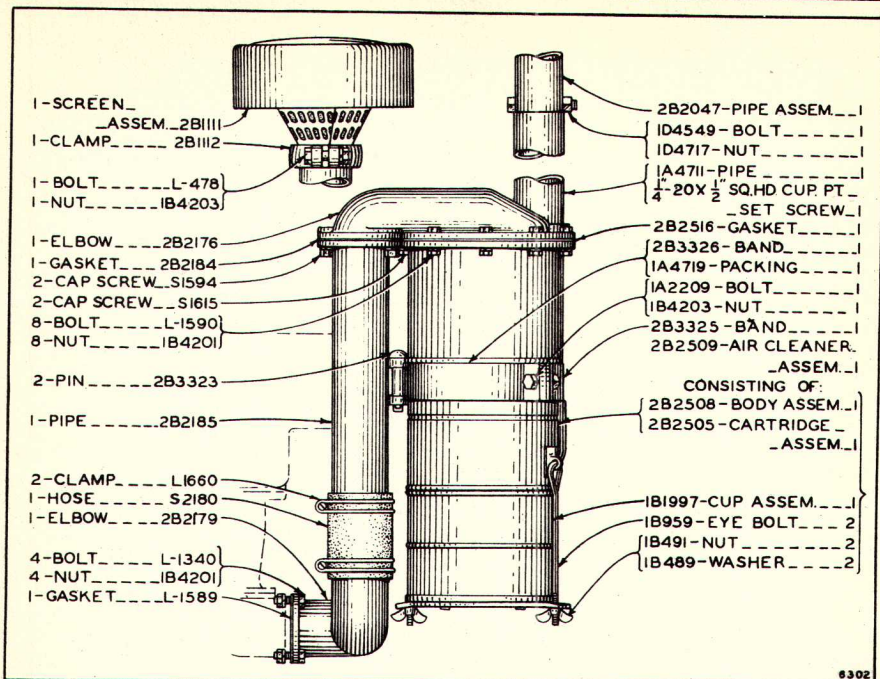


"CATERPILLAR" No. 2B2521 FUEL PUMP (First Type)



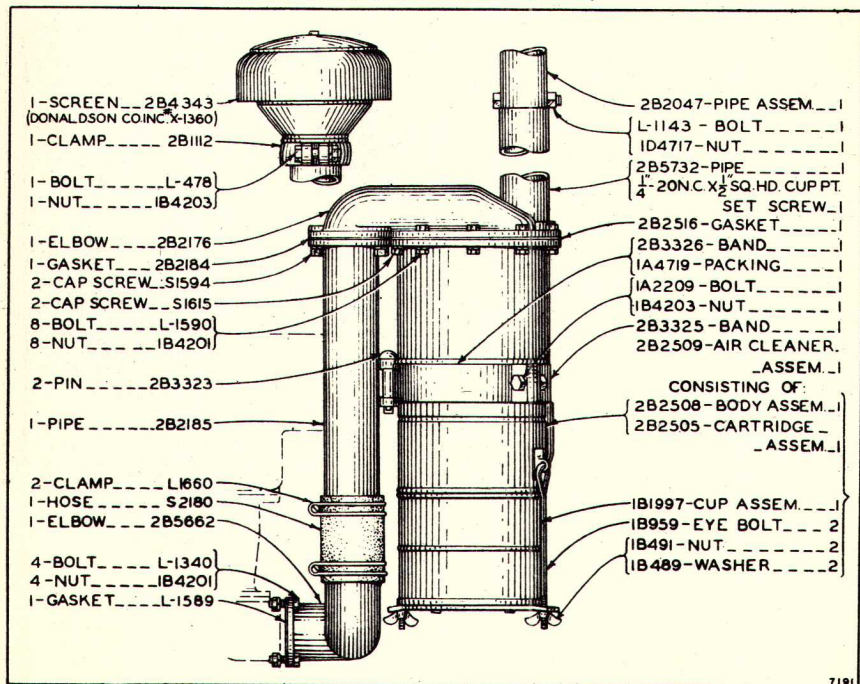
"CATERPILLAR" No. 2B2521 FUEL PUMP (Second Type)
 Note: Numbers shown on this page are "AC Company"
 not "Caterpillar" part numbers, except when specified.

ALWAYS GIVE MACHINE NUMBER WHEN ORDERING PARTS



6302

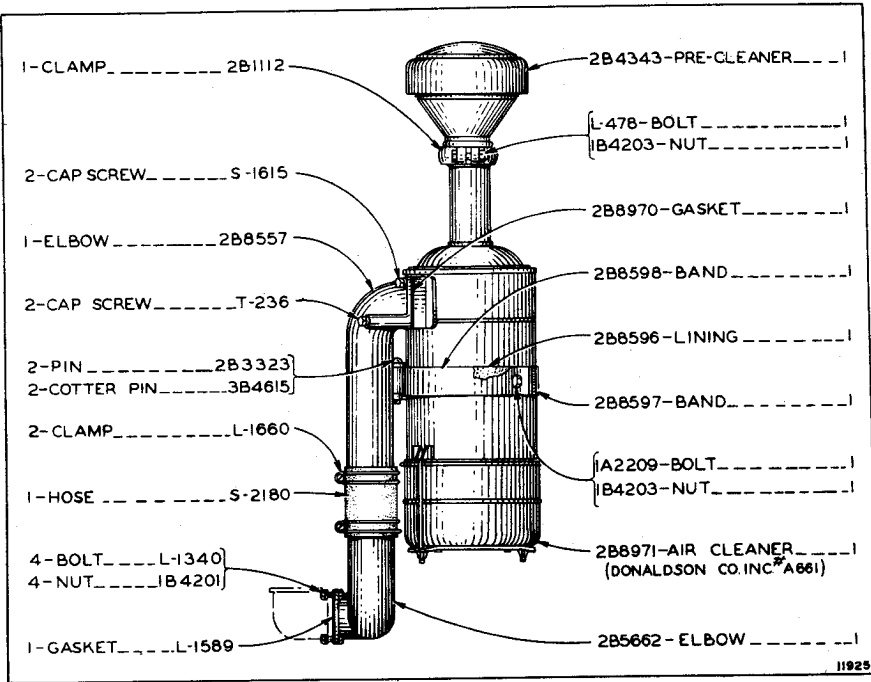
AIR CLEANER
 (Machines 5E3501 and 5E3502)



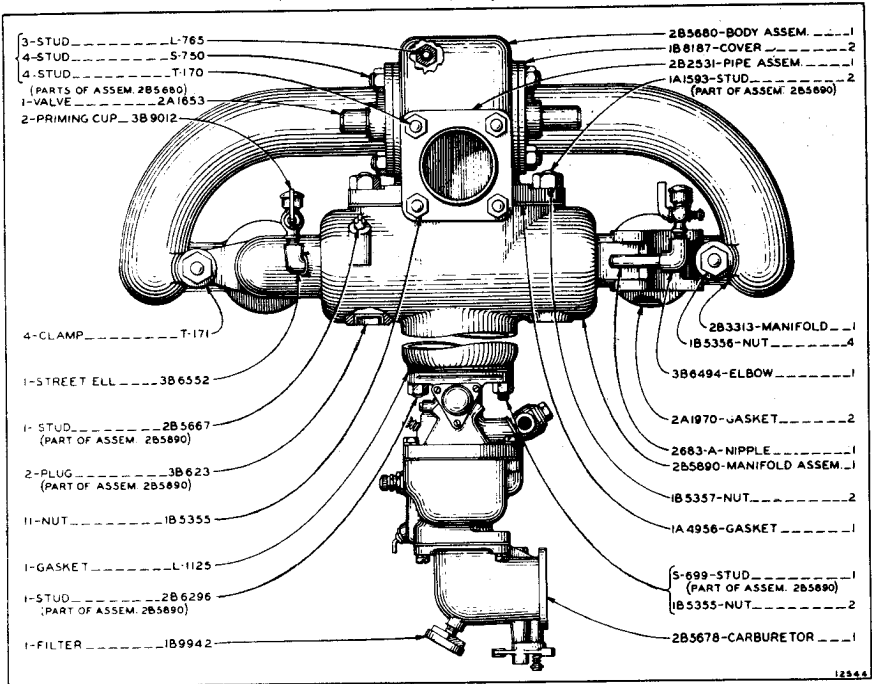
7191

AIR CLEANER
 (Machines 5E3503 to 5E3517 Inclusive)

ALWAYS GIVE MACHINE NUMBER WHEN ORDERING PARTS




AIR CLEANER
(Effective with Machine 5E3518)



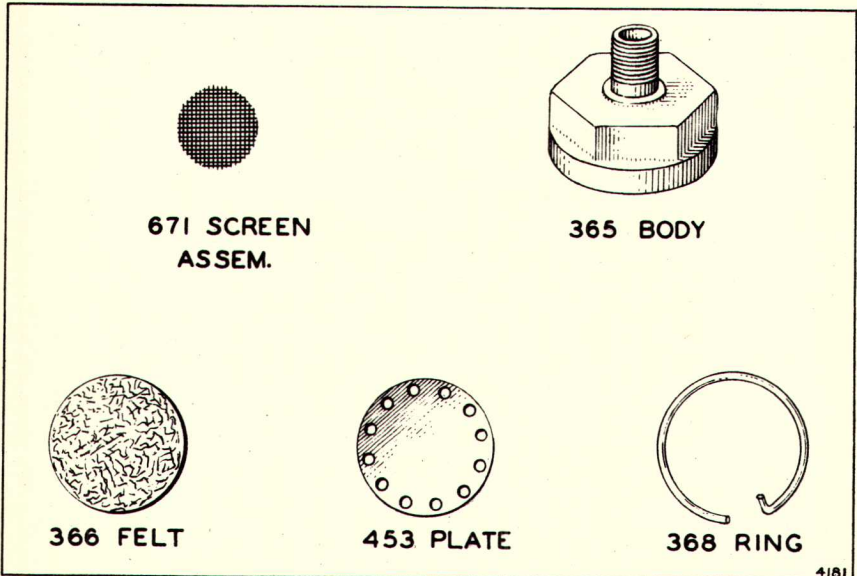
MANIFOLD

ALWAYS GIVE MACHINE NUMBER WHEN ORDERING PARTS



"CATERPILLAR" No. 2B5678 CARBURETOR

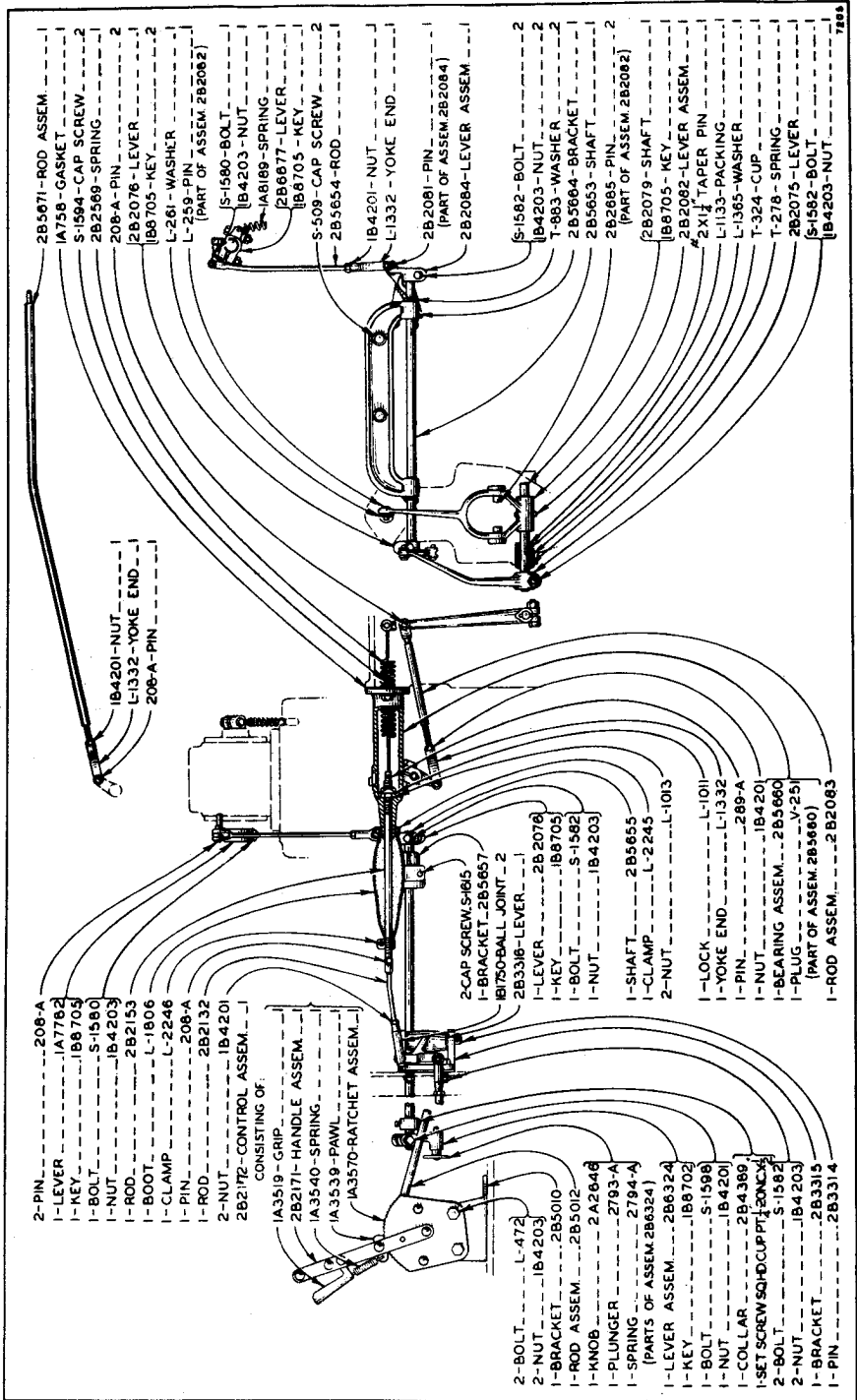
Note: Numbers shown in above illustration are "Zenith" not "Caterpillar" part numbers.



"CATERPILLAR" No. 1B9942 DRAIN FILTER

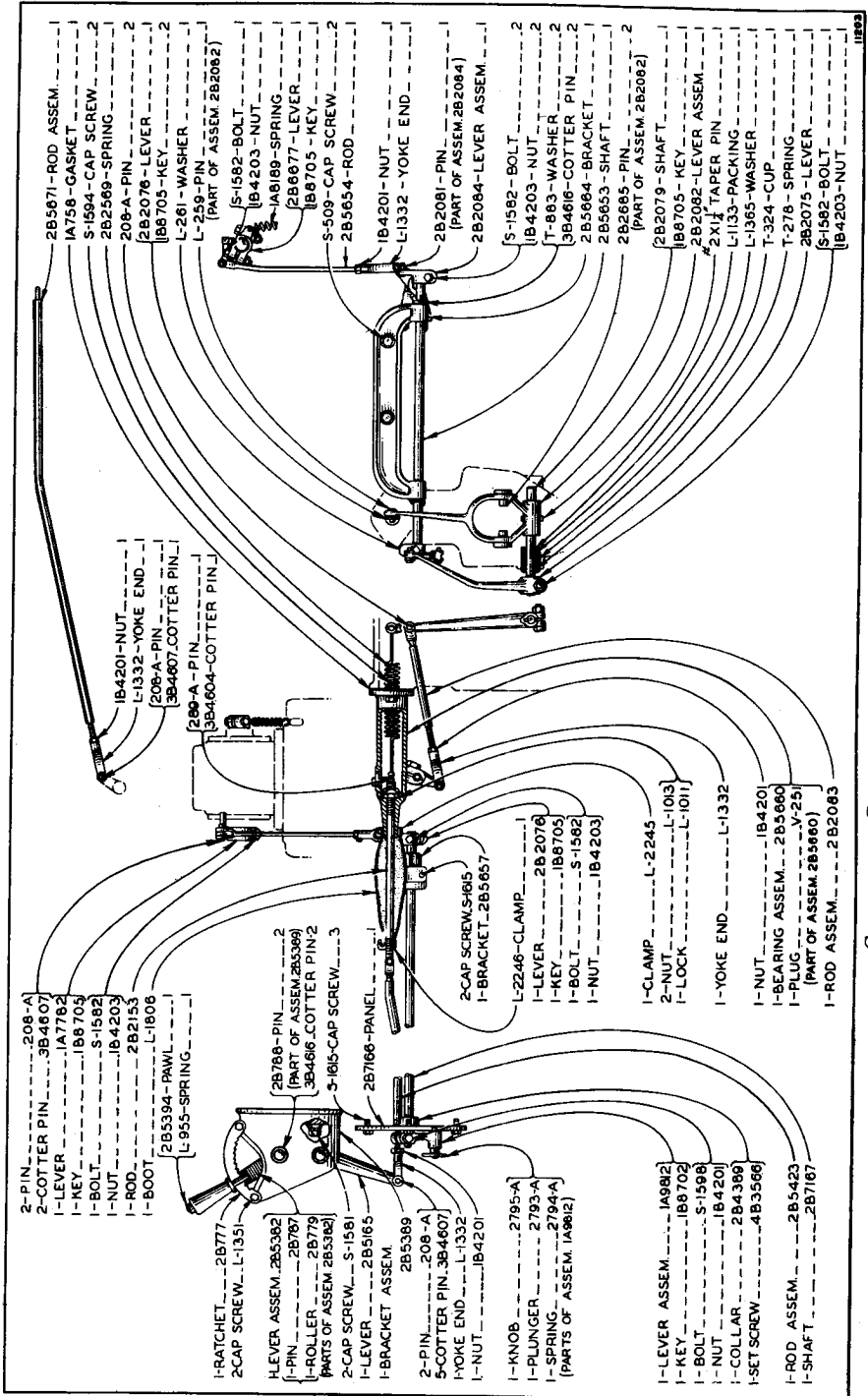
Note: Numbers shown in above illustration are "Ensign" not "Caterpillar" part numbers.

ALWAYS GIVE MACHINE NUMBER WHEN ORDERING PARTS



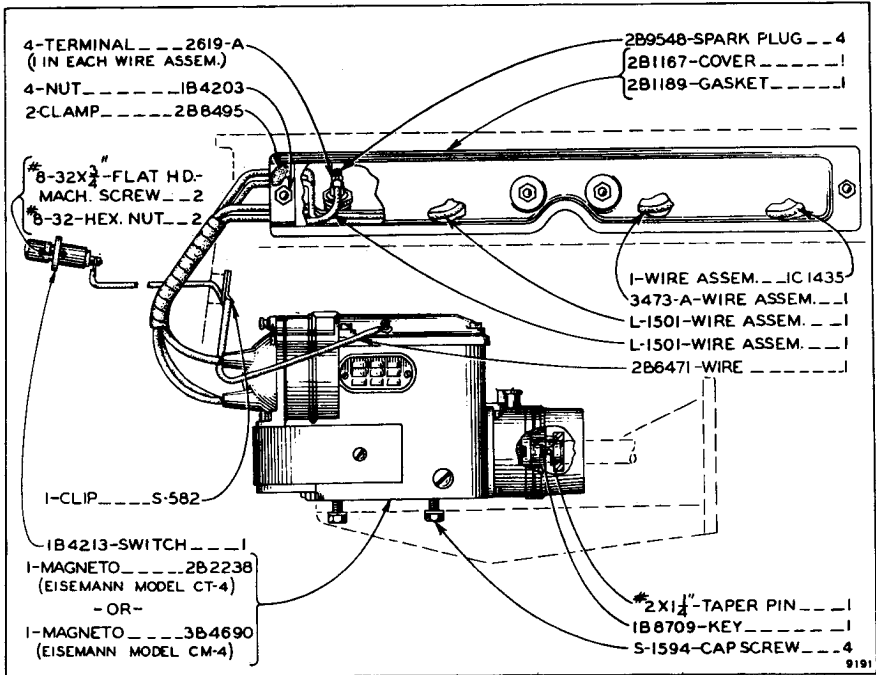
CARBURETOR, GOVERNOR AND CHOKE CONTROL
(Machines 5E3501 to 5E3503 Inclusive)

ALWAYS GIVE MACHINE NUMBER WHEN ORDERING PARTS

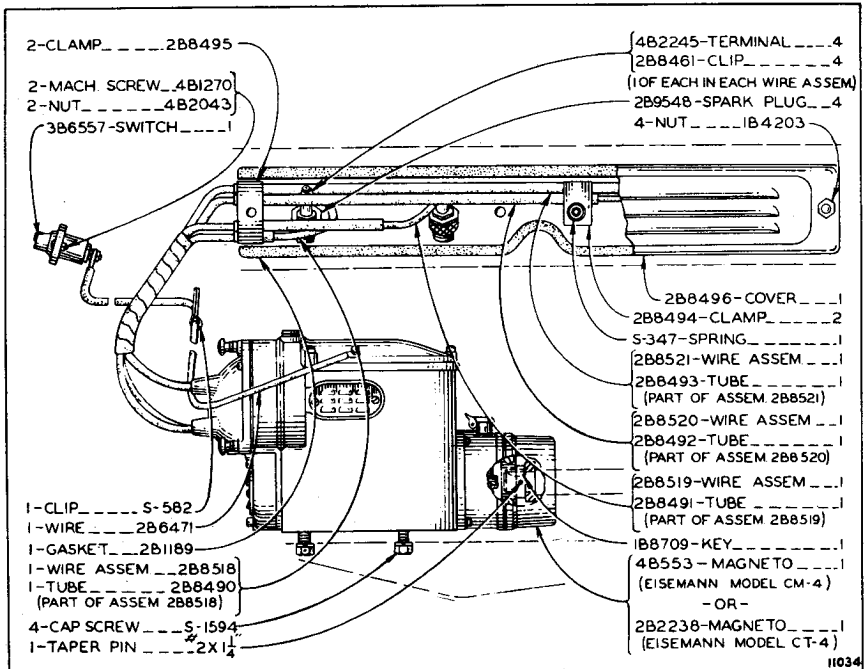


CARBURETOR, GOVERNOR AND CHOKE CONTROL
(Effective with Machine 5E3504)

ALWAYS GIVE MACHINE NUMBER WHEN ORDERING PARTS



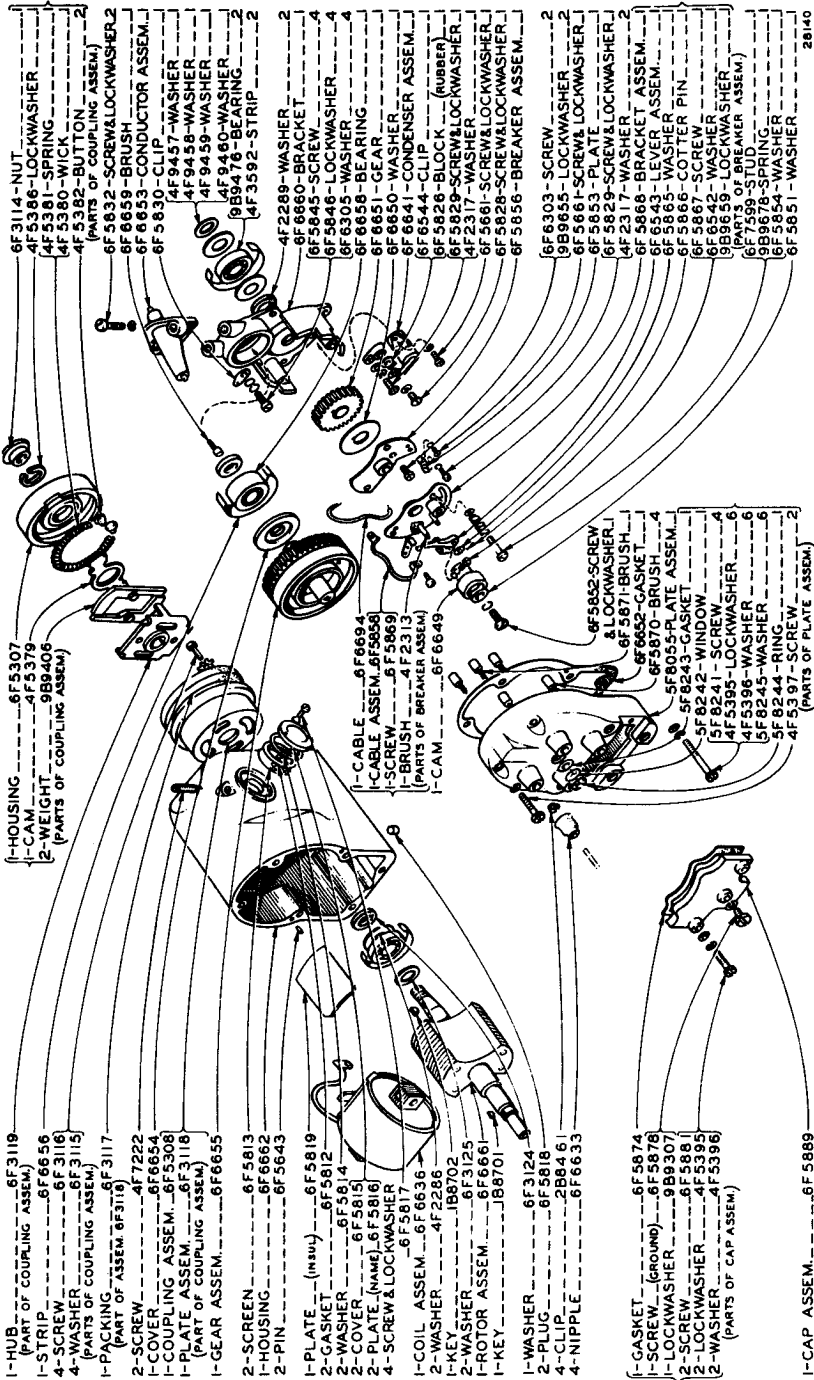
IGNITION SYSTEM
(Machines 5E3501 to 5E3503 Inclusive)



IGNITION SYSTEM
(Effective with Machine 5E3504)

ALWAYS GIVE MACHINE NUMBER WHEN ORDERING PARTS

INSERT BETWEEN PAGES 34 & 35 IN FORM 5089—PARTS CATALOG FOR R2 TRACTOR



4F7493 MAGNETO—Replaces 3B4690 and 4B553

"Caterpillar" No. 2B2238 Magneto

Consists of:

Breaker Parts	Page 36
Condenser and Winding Parts	" 37
Distributor Parts	" 38
Rotor Parts	" 39
Housing Parts	" 40
Coupling Parts	" 41
1-22833 Impulse Starter	" 42

"Caterpillar" No. 3B4690 Magneto

Consists of:

Magneto Parts	Page 43-44
Coupling Parts	" 41
1-22833 Impulse Starter	" 42

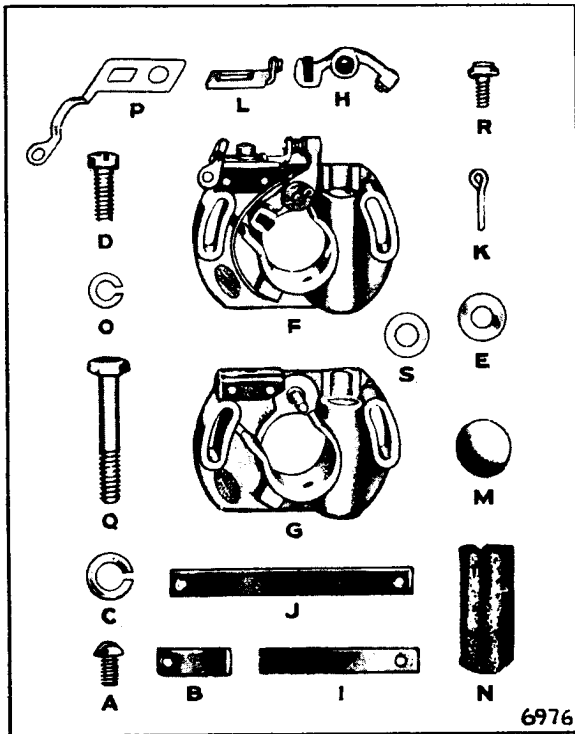
"Caterpillar" No. 4B553 Magneto

Consists of:

Magneto Parts	Page 43-44
Coupling Parts	" 41
1-22833 Impulse Starter	" 42

Note: Numbers shown on this page are "Eisemann" not "Caterpillar" part numbers, except when specified.

ALWAYS GIVE MACHINE NUMBER WHEN ORDERING PARTS




BREAKER PARTS

- A— 6566 Screw. For Breaker Lever Tension Spring
 B— 6597 Reinforcing Spring. Fastened to Breaker Lever
 C—13817 Lock Washer. For Screw No. 22639
 D—15166 Fastening Screw. For Part No. 22535
 E { 20485 .006" Shim Washer. For Breaker Lever
 20547 .015" Shim Washer. Use in place of No. 20485
 Shim Washer if necessary, either outside or
 underside of Breaker Lever
 F—22520 Breaker, complete
 G—22521 Breaker Plate, less Contact Points
 H—22525 Breaker Lever, with Platinum Contact Point
 I—22532 Reinforcing Spring. Fastened to Breaker Plate
 J—22533 Long Tension Spring. For Breaker Lever
 K—22534 Retaining Pin. For Breaker Lever
 L—22535 Adjustable Frame, with Tungsten Contact
 M—22537 Welsch Plug. For Oil Wick Chamber
 N—22538 Oil Wick. For Breaker Plate
 O—22548 Lock Washer. For Screw No. 15166
 P—22616 Conductor Strap. Connection to Condenser
 Q—22639 Screw. Fastens Breaker Plate to Housing
 R—22611 Platinum Contact Point. For Breaker Lever
 S—22654 Plain Washer. For Screw No. 22639

Note: Numbers shown on this page are "Eisemann" not "Caterpillar" part numbers.

ALWAYS GIVE MACHINE NUMBER WHEN ORDERING PARTS

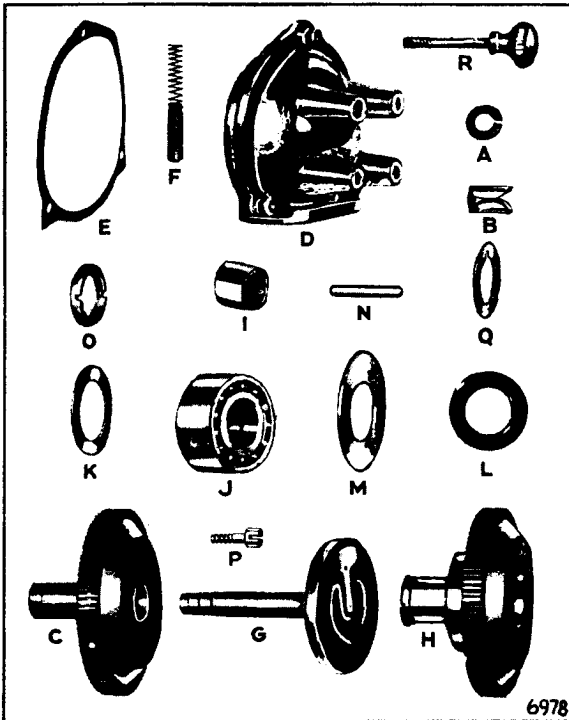


CONDENSER AND WINDING PARTS

- A— 9407 Bronze Lock Washer. For Screw No. 22589
 B—13817 Lock Washer. For Screws Nos. 15166 and 22598
 C—15123 Screw. Fastens Breaker Lead to Condenser
 D—15166 Screw. Fastens Winding Clamp to Housing
 E—20131 Hexagon Nut. For Ground Terminal
 F—22582 Clamp. For Winding
 G—22583 Top Cover, with Ground Terminal
 H—22585 Outer Insulating Washer. For Part No. 22583
 I—22586 Knurled Nut. For Ground Terminal
 J—22587 Contact Spring. For Ground Terminal
 K—22588 Inner Insulating Strip. For Ground Terminal
 L—22589 Square-head Screw. For Ground Terminal
 M—22590 Gasket. For Top Cover No. 22583
 N—22591 High Tension Bridge, with Brush and Spring
 O—22598 Screw. Fastens Top Cover to Housing
 P—22615 Lock Washer. For Screw No. 15123
 Q—22620 Winding
 R—22636 Condenser

Note: Numbers shown on this page are "Eisemann"
 not "Caterpillar" part numbers.

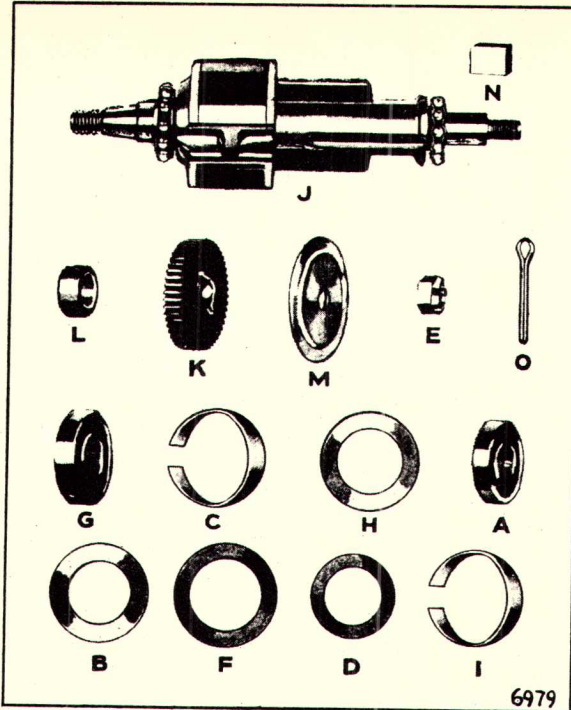
ALWAYS GIVE MACHINE NUMBER WHEN ORDERING PARTS



DISTRIBUTOR PARTS

- A— 6767 Lock Washer. For Screw No. 22608
- B—21961 Spring Clip. For High Tension Cable
- C—22509 Distributor Gear, less Ball Bearing
- D—22510 Distributor Plate, with Gasket and Brushes
- E—22513 Gasket. For Distributor Plate
- F—22514 Carbon Brush. For Distributor Plate
- G—22565 Distributor Disc
- H—22570 Distributor Gear, complete with Ball Bearing
No. 22573 and Breaker Cam No. 22572
- I—22572 Breaker Cam
- J—22573 Double-Row Ball Bearing
- K—22574 Inner Spacing Washer. For Part No. 22573
- L—22575 Felt Washer. For Ball Bearing No. 22573
- M—22576 Steel Retaining Washer. For Part No. 22575
- N—22577 Locating Pin. For Breaker Cam No. 22572
- O—22578 Slotted Nut. For Breaker Cam No. 22572
- P—22579 Drive Screw. For Distributor Disc
- Q—22581 Outer Spacing Washer. For Part No. 22573
- R—22608 Screw. Fastens Distributor Plate to Housing


Note: Numbers shown on this page are "Eisemann" not "Caterpillar" part numbers.
ALWAYS GIVE MACHINE NUMBER WHEN ORDERING PARTS



ROTOR PARTS

- A- 3507 Ball Bearing. Distributor End
 B- 3568 .008" Shim Washer. For Part No. 3507
 21568 .010" Shim Washer. For Part No. 3507
 21656 .012" Shim Washer. For Part No. 3507
 21657 .014" Shim Washer. For Part No. 3507
 C- 3569 .010" Shim Strip. For Part No. 3507
 17775 .016" Shim Strip. For Part No. 3507
 21241 .008" Shim Strip. For Part No. 3507
 21242 .012" Shim Strip. For Part No. 3507
 21243 .014" Shim Strip. For Part No. 3507
 D- 6980 .1 m/m Bronze Washer. For Part 3507
 6982 .3 m/m Bronze Washer. For Part 3507
 E-15266 Castellated Nut. For Pinion Gear No. 22559
 F-22121 .004" Bronze Washer. For Part No. 22125
 22123 .012" Bronze Washer. For Part No. 22125
 G-22125 Ball Bearing. Drive End
 H-22130 .008" Shim Washer. For Part No. 22125
 22131 .010" Shim Washer. For Part No. 22125
 22132 .012" Shim Washer. For Part No. 22125
 22133 .014" Shim Washer. For Part No. 22125
 I-22135 .008" Shim Strip. For Part No. 22125
 22136 .010" Shim Strip. For Part No. 22125
 22137 .012" Shim Strip. For Part No. 22125
 22138 .014" Shim Strip. For Part No. 22125
 22139 .016" Shim Strip. For Part No. 22125
 J-22506 Rotor, complete with Two Ball Bearings
 K-22559 Canvas Bakelite Pinion Gear
 L-22561 Spacing Bushing. For Pinion Gear No. 22559
 M-22562 Retaining Disc. For Pinion Gear No. 22559
 N-22564 Key. For Pinion Gear No. 22559
 O-22595 $\frac{3}{32}$ " Cotter Pin. For Castellated Nut

Note: Numbers shown on this page are "Eisemann" not "Caterpillar" part numbers.
ALWAYS GIVE MACHINE NUMBER WHEN ORDERING PARTS

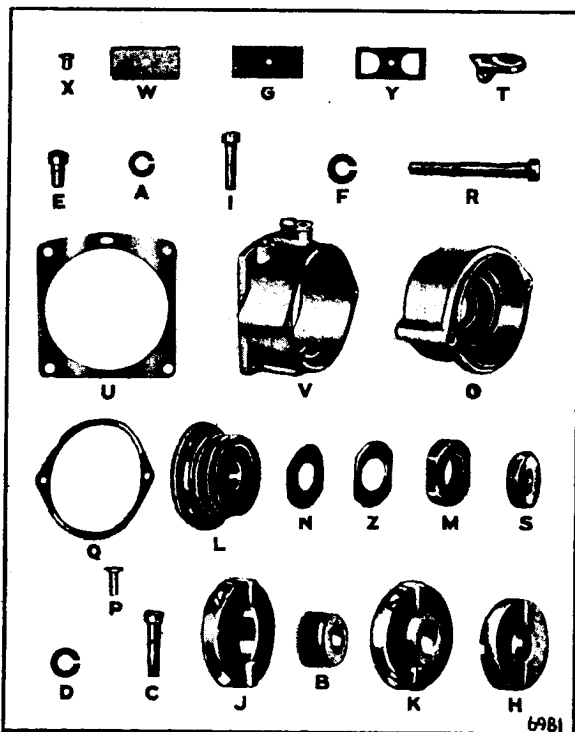


HOUSING PARTS

- A-- 6602 Screw. For Magnet
 B-- 6767 Lock Washer. For Parts 21528 and 22640
 C-- 9407 Lock Washer. For Screw No. 20558
 D--13817 Lock Washer. For Screw No. 21334
 E--15123 Screw. For No. 22614
 F--15126 Lock Washer. For Screw No. 15123
 G--20558 Screw. For Screen Cover
 H--20698 Guide Pin. For Gear Cover Plate No. 22508
 I--21334 Screw. For Gear Cover Plate No. 22508
 J--21528 Screw. For Gear Cover Plate
 K--22507 Complete Housing, with Ball Bearing No. 3507
 L--22508 Circular End Plate, with Ball Bearing
 M--22519 Magnet
 N--22539 Gear Cover Plate
 O--22557 Retaining Washer. For Part No. 22558
 P--22558 Felt Washer. For Circular End Plate
 Q--22600 Filter Cover. For Housing and Gear Cover
 R--22601 Filter Screen. For Housing and Gear Cover
 S--22607 Plug Screw. For Housing
 T--22614 Pole Shoe Cover (Perforated Bakelite Plate)
 U--22617 Oil Wick. For Circular End Plate No. 22508
 V--22619 Filter Cloth. For Housing and Gear Cover
 W--22640 Screw. Fastens Gear Cover to Housing
 X--22650 Pin. For Name Plate
 Y--22653 Snap Spring. For Distributor Ball Bearing

Note: Numbers shown on this page are "Eisemann"
not "Caterpillar" part numbers.

ALWAYS GIVE MACHINE NUMBER WHEN ORDERING PARTS




COUPLING PARTS

- A-13817 Lockwasher. For Screw No. 21528
 B-13981 Knurled Shaft Collar
 C-13982 Screw. For Drive Hub Clamp No. 21973
 D-13983 Lockwasher. For Screw No. 13982
 E-16305 Plug Screw. For Coupling Cover No. 22610
 F-16356 Lockwasher. For Screw No. 22203
 G-20684 Filter Screen. For Coupling Cover No. 22610
 H-21297 Fiber Floating Disc
 I-21528 Screw. Fastens Coupling Cover to Magneto
 J-21973 Two-piece Drive Hub Clamp
 K-21974 Complete Adjustable Drive Hub
 L-22191 Dust Seal Assembly. Less Cover for 7/8" Shaft
 M-22197 Wood Friction Disc
 N { 22198 Outer Felt Washer (Dry) for 7/8" Shaft
 { 22645 Inner Felt Washer (Lubricated) for 7/8" Shaft
 { 22688 Outer Felt Washer (Dry) for 3/4" Shaft
 { 22686 Inner Felt Washer (Lubricated) for 3/4" Shaft
 O-22200 Cover (outer half). With Dust Seal Assembly
 P-22201 Rivet. For Leather Washer
 Q-22202 Gasket. Between two halves of Cover
 R-22203 Screw. Fastens two halves of Coupling Cover
 S-22204 Steel Friction Hub. Keyed to Engine Shaft
 T-22503 Oil Cover, complete with Spring and Pivot Pin
 U-22609 Gasket. Between Coupling Cover and Housing
 V-22610 Cover (inner half), with Oil Well Cover
 W-22642 Filter Cloth. For Coupling Cover No. 22610
 X-22643 Rivet. For Filter Cover Plate No. 22644
 Y-22644 Cover Plate. For Filter Screen
 Z-22649 Cambric Washer. Part of Dust Seal Assembly for 7/8" Shaft
 Z-22687 Cambric Washer. Part of Dust Seal Assembly for 3/4" Shaft

Note: Numbers shown on this page are "Eisemann"
not "Caterpillar" part numbers.

ALWAYS GIVE MACHINE NUMBER WHEN ORDERING PARTS

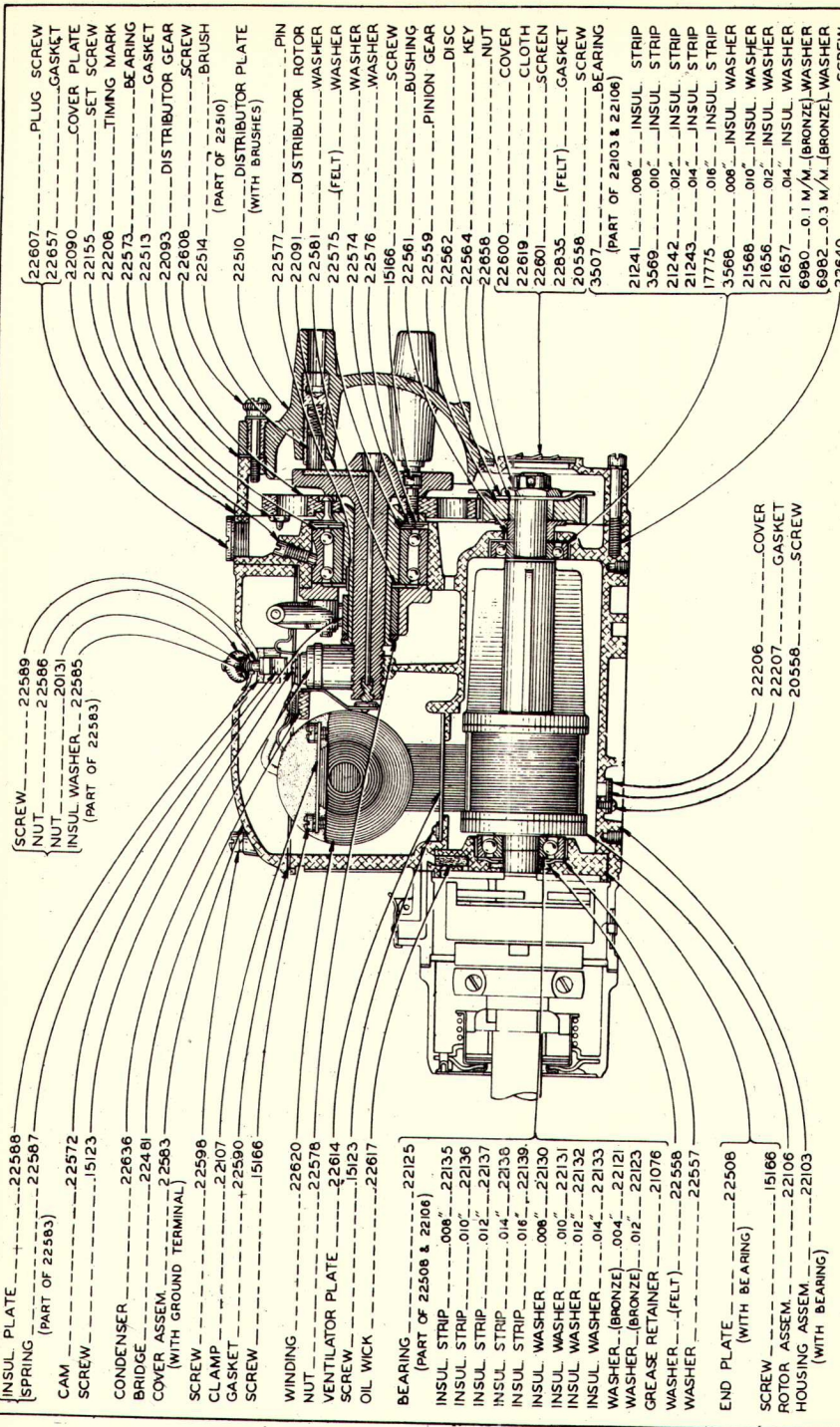


22833 IMPULSE STARTER

- A— 6525 Hexagon Nut. For Rotor Shaft
- B— 9179 No. 3 Woodruff Key. For Rotor Shaft
- C—13047 Lock Washer. For Hexagon Nut No. 6525
- D—14544 0.1 m/m Spacing Washer. For Retaining Cup
- E—14545 0.2 m/m Spacing Washer. For Retaining Cup
- F—14546 0.3 m/m Spacing Washer. For Retaining Cup
- G—17862 Retaining Cup. For Drive Cup No. 22353
- H—17872 Screw. Fastens Catch Plate to Housing
- I—20792 Compression Spring. For Part No. 22353
- J—22239 Retaining Ring. For Pawl No. 22240
- K—22240 Pawl
- L—22305 Complete Impulse Starter, less Catch Plate
- M—22325 Flange, complete with two Pawls
- N—22353 Drive Cup, less Compression Spring
- O—22560 Catch Plate, less Fastening Screws
- P—22563 Gasket. Between Catch Plate and Housing

Note: Numbers shown on this page are "Eisemann"
not "Caterpillar" part numbers.

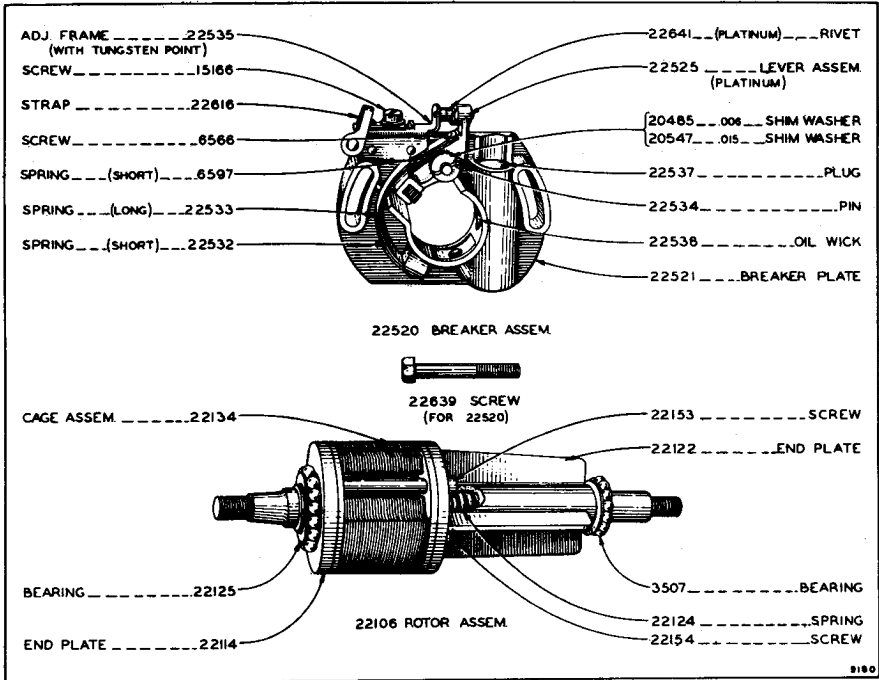
ALWAYS GIVE MACHINE NUMBER WHEN ORDERING PARTS



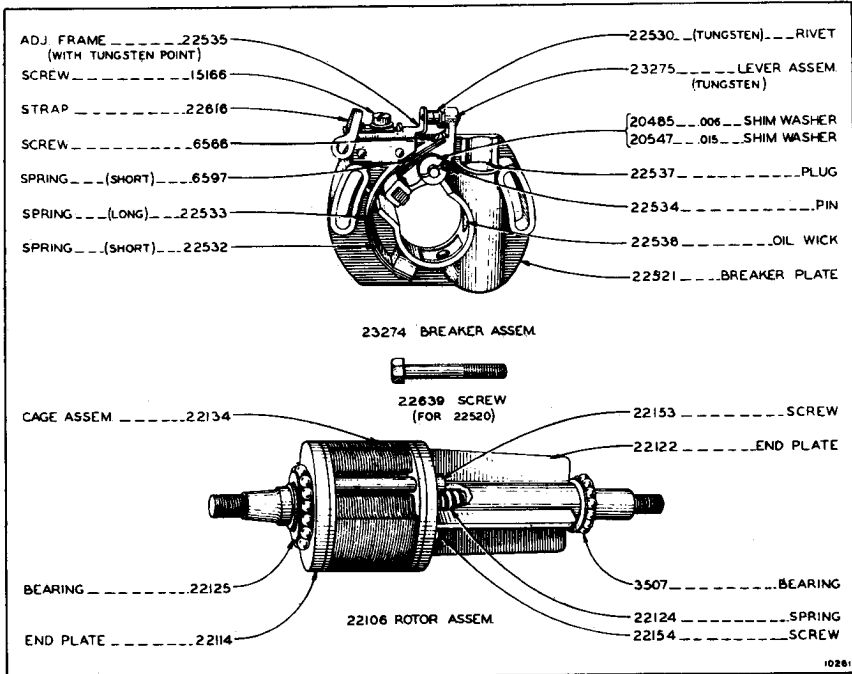
- { 22568 --- INSUL PLATE
- { 22567 --- SPRING (PART OF 22568)
- { 22572 --- CAM
- { 22572 --- SCREW
- { 15123 --- CONDENSER
- { 22636 --- BRIDGE
- { 22481 --- COVER ASSEM (WITH GROUND TERMINAL)
- { 22583 --- SCREW
- { 22596 --- CLAMP
- { 22107 --- GASKET
- { 22590 --- SCREW
- { 15166 --- WINDING
- { 22620 --- NUT
- { 22578 --- VENTILATOR PLATE
- { 22614 --- SCREW
- { 15123 --- OIL WICK
- { 22617 --- BEARING (PART OF 22508 & 22106)
- { 22125 --- INSUL STRIP
- { 008 --- INSUL STRIP
- { 22135 --- INSUL STRIP
- { 010 --- INSUL STRIP
- { 22136 --- INSUL STRIP
- { 012 --- INSUL STRIP
- { 22137 --- INSUL STRIP
- { 014 --- INSUL STRIP
- { 22138 --- INSUL STRIP
- { 016 --- INSUL STRIP
- { 22139 --- INSUL WASHER
- { 008 --- INSUL WASHER
- { 22130 --- INSUL WASHER
- { 010 --- INSUL WASHER
- { 22131 --- INSUL WASHER
- { 012 --- INSUL WASHER
- { 22132 --- INSUL WASHER
- { 014 --- INSUL WASHER
- { 22133 --- WASHER (BRONZE)
- { 004 --- WASHER (BRONZE)
- { 22121 --- WASHER (BRONZE)
- { 012 --- GREASE RETAINER
- { 22123 --- WASHER (FELT)
- { 221076 --- WASHER
- { 22558 --- WASHER
- { 22557 --- END PLATE (WITH BEARING)
- { 22508 --- SCREW
- { 15166 --- ROTOR ASSEM
- { 22106 --- HOUSING ASSEM (WITH BEARING)
- { 22103 --- SCREW
- { 22589 --- NUT
- { 22586 --- NUT
- { 20131 --- INSUL WASHER (PART OF 22583)
- { 22585 --- SCREW
- { 22607 --- PLUG SCREW
- { 22657 --- GASKET
- { 22090 --- COVER PLATE
- { 22155 --- SET SCREW
- { 22206 --- TIMING MARK
- { 22573 --- BEARING
- { 22513 --- GASKET
- { 22093 --- DISTRIBUTOR GEAR
- { 22608 --- SCREW
- { 22514 --- BRUSH (PART OF 22510)
- { 22510 --- DISTRIBUTOR PLATE (WITH BRUSHES)
- { 22577 --- PIN
- { 22091 --- DISTRIBUTOR ROTOR
- { 22581 --- WASHER
- { 22575 --- WASHER (FELT)
- { 22574 --- WASHER
- { 22576 --- WASHER
- { 15166 --- SCREW
- { 22561 --- BUSHING
- { 22559 --- PINION GEAR
- { 22562 --- DISC
- { 22564 --- KEY
- { 22658 --- NUT
- { 22600 --- COVER
- { 22619 --- CLOTH
- { 22601 --- SCREW
- { 22835 --- GASKET (FELT)
- { 20558 --- SCREW
- { 3507 --- BEARING (PART OF 22103 & 22106)
- { 21241 --- INSUL STRIP
- { 008 --- INSUL STRIP
- { 3569 --- INSUL STRIP
- { 010 --- INSUL STRIP
- { 21242 --- INSUL STRIP
- { 012 --- INSUL STRIP
- { 21243 --- INSUL STRIP
- { 014 --- INSUL STRIP
- { 17775 --- INSUL STRIP
- { 016 --- INSUL STRIP
- { 3566 --- INSUL WASHER
- { 008 --- INSUL WASHER
- { 21568 --- INSUL WASHER
- { 010 --- INSUL WASHER
- { 21656 --- INSUL WASHER
- { 012 --- INSUL WASHER
- { 21657 --- INSUL WASHER
- { 014 --- INSUL WASHER
- { 6980 --- INSUL WASHER (0.1 M/M BRONZE)
- { 6982 --- INSUL WASHER (0.3 M/M BRONZE)
- { 22640 --- SCREW (0.18)

"CATERPILLAR" No. 3B4690 and 4B553 MAGNETO PARTS
 Note: Numbers shown on this page are "Eisemann" not "Caterpillar" part numbers, except when specified.

"CATERPILLAR" R2 TRACTOR



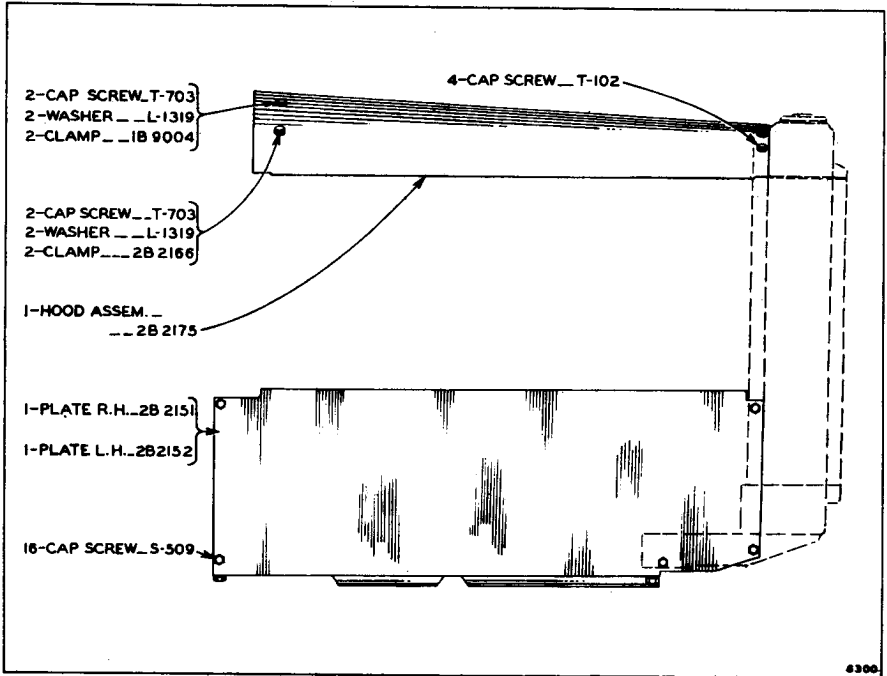
"CATERPILLAR" No. 3B4690 MAGNETO PARTS



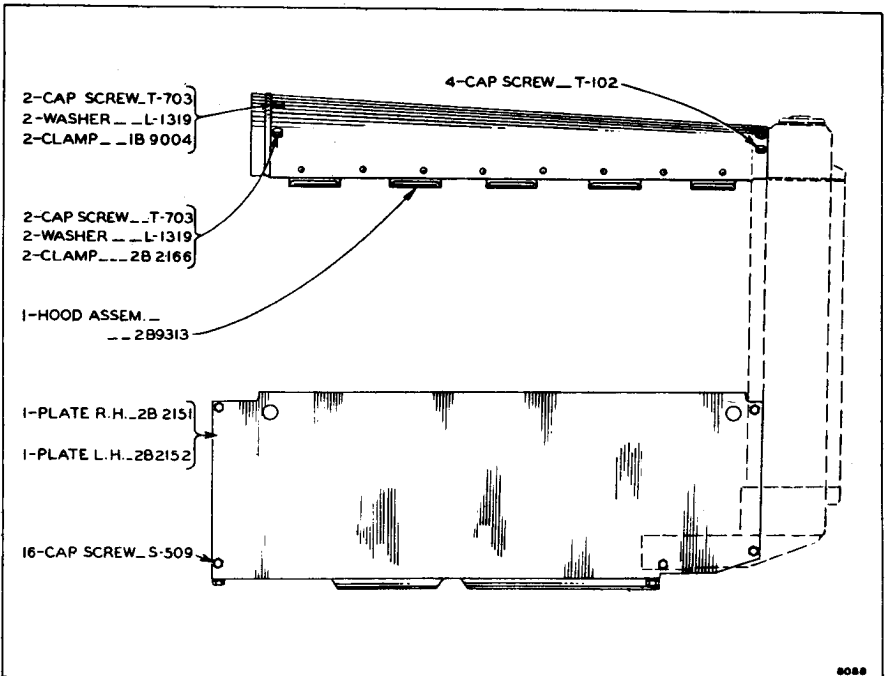
"CATERPILLAR" No. 4B553 MAGNETO PARTS

Note: Numbers shown on this page are "Eisemann" not "Caterpillar" part numbers, except when specified.

ALWAYS GIVE MACHINE NUMBER WHEN ORDERING PARTS

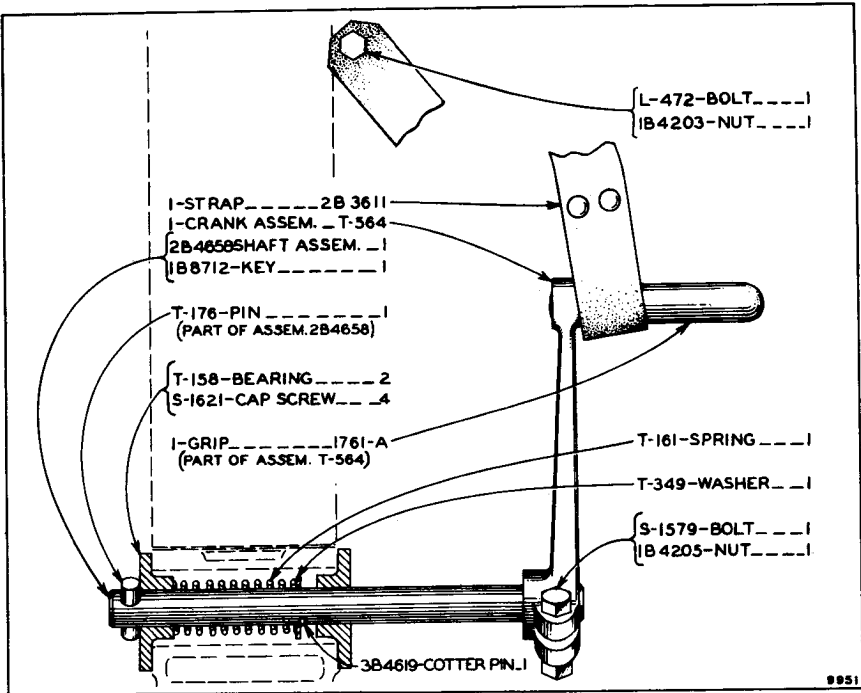


Hood
(Machines 5E3501 to 5E3517 Inclusive)

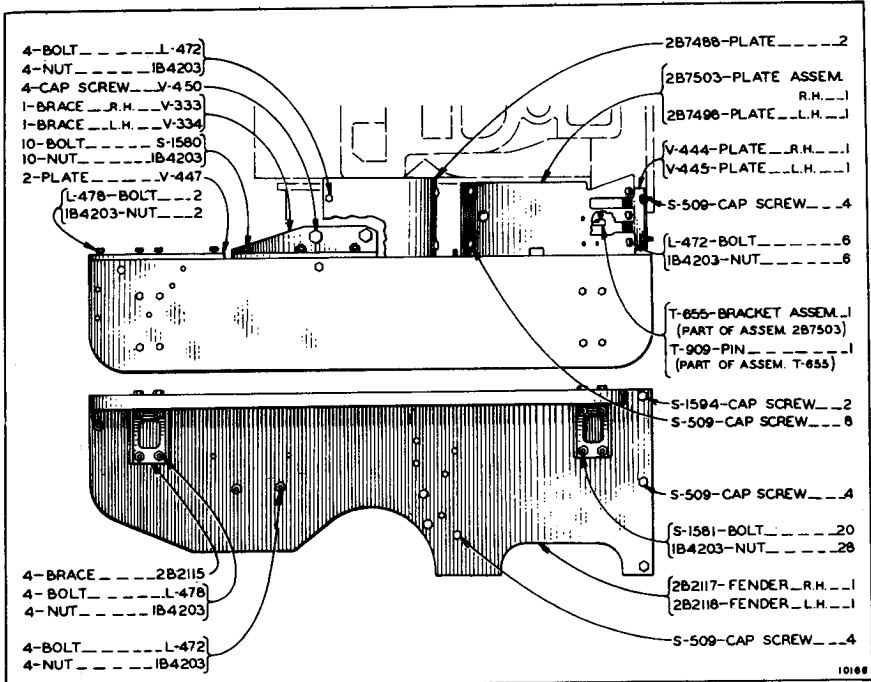


Hood
(Effective with Machine 5E3518)

ALWAYS GIVE MACHINE NUMBER WHEN ORDERING PARTS



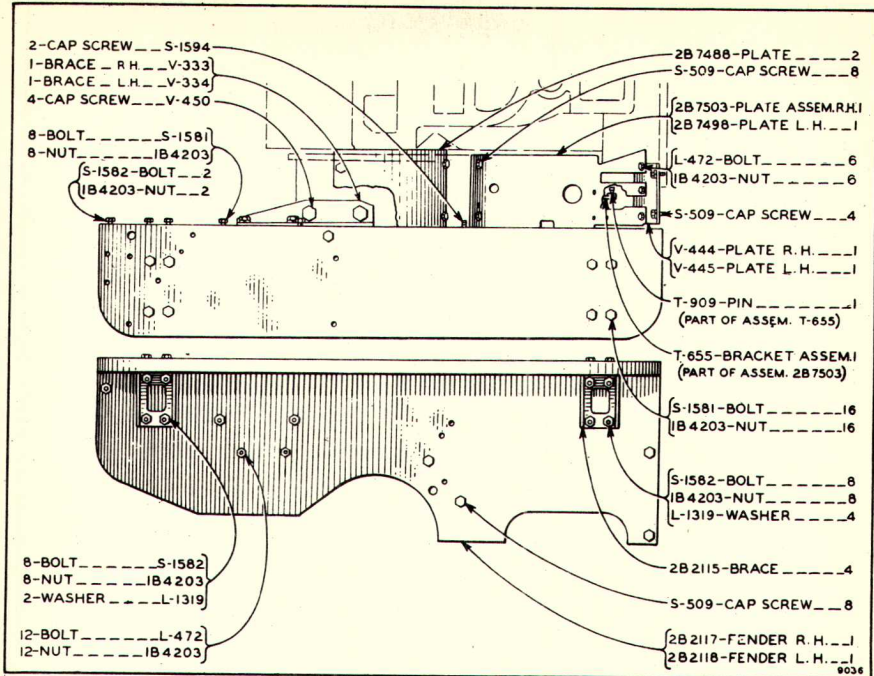
STARTING CRANK



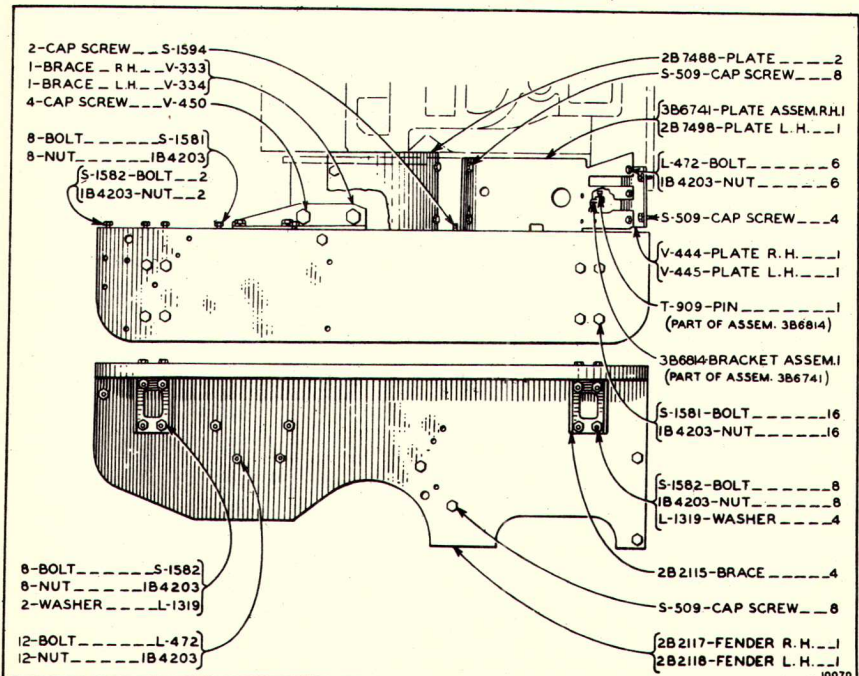
FENDERS

(Machines 5E3501 to 5E3523 Inclusive)

ALWAYS GIVE MACHINE NUMBER WHEN ORDERING PARTS

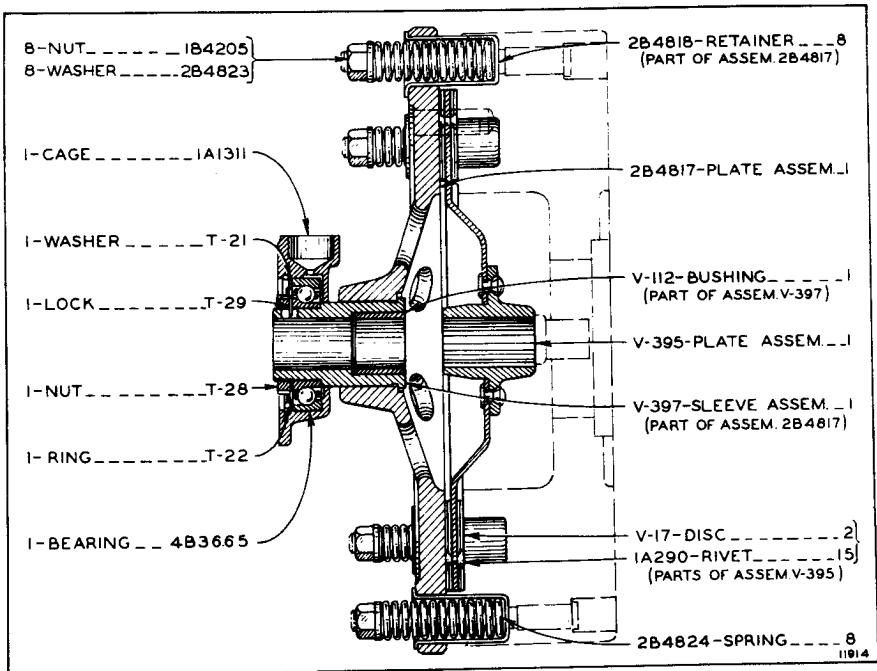


FENDERS
(Machines 5E3524 to 5E3548 Inclusive)

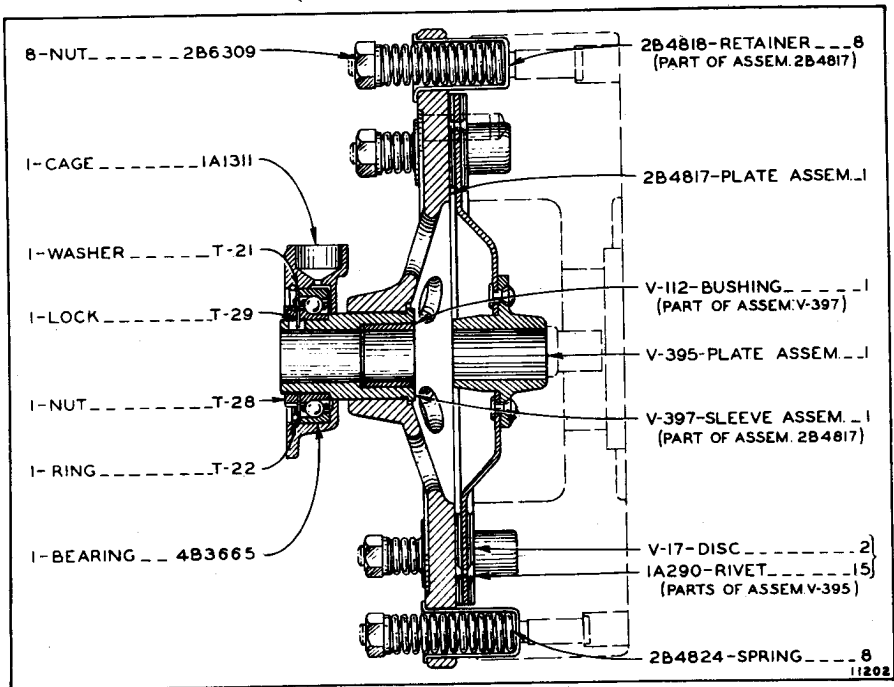


FENDERS
(Effective with Machine 5E3549)

ALWAYS GIVE MACHINE NUMBER WHEN ORDERING PARTS

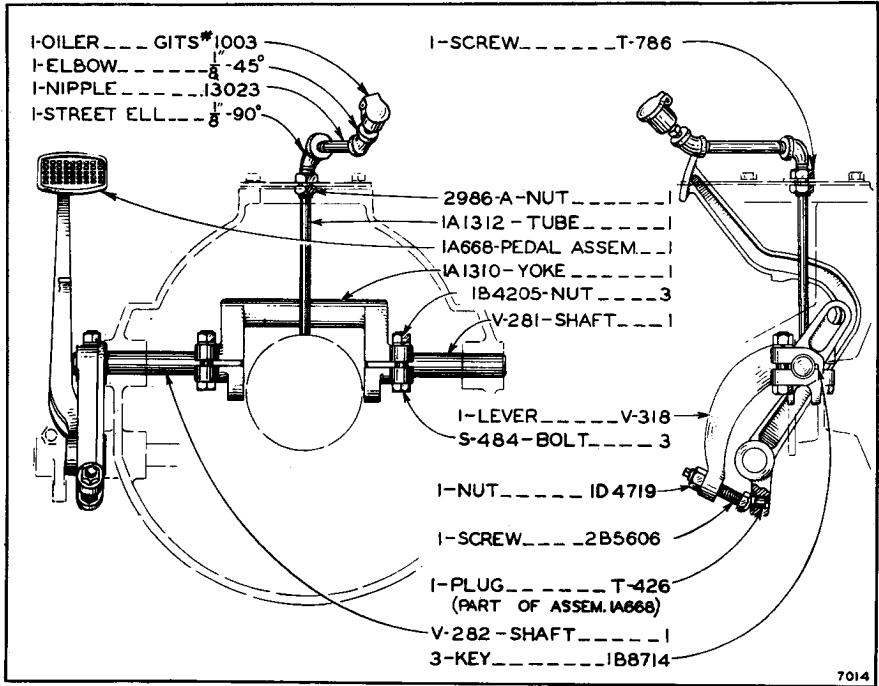


FLYWHEEL CLUTCH
 (Machines 5E3501 and 5E3502)

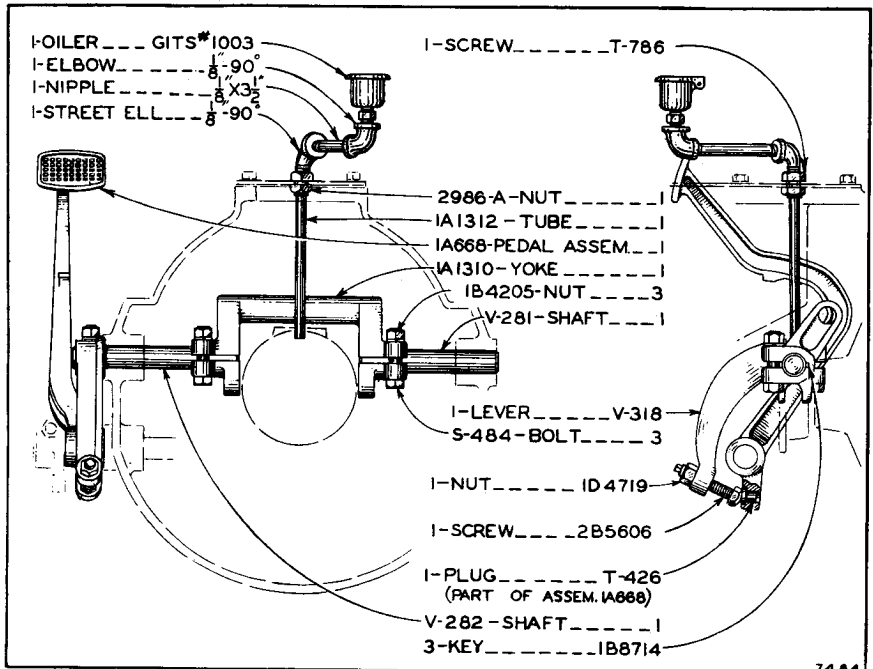


FLYWHEEL CLUTCH
 (Effective with Machine 5E3503)

ALWAYS GIVE MACHINE NUMBER WHEN ORDERING PARTS

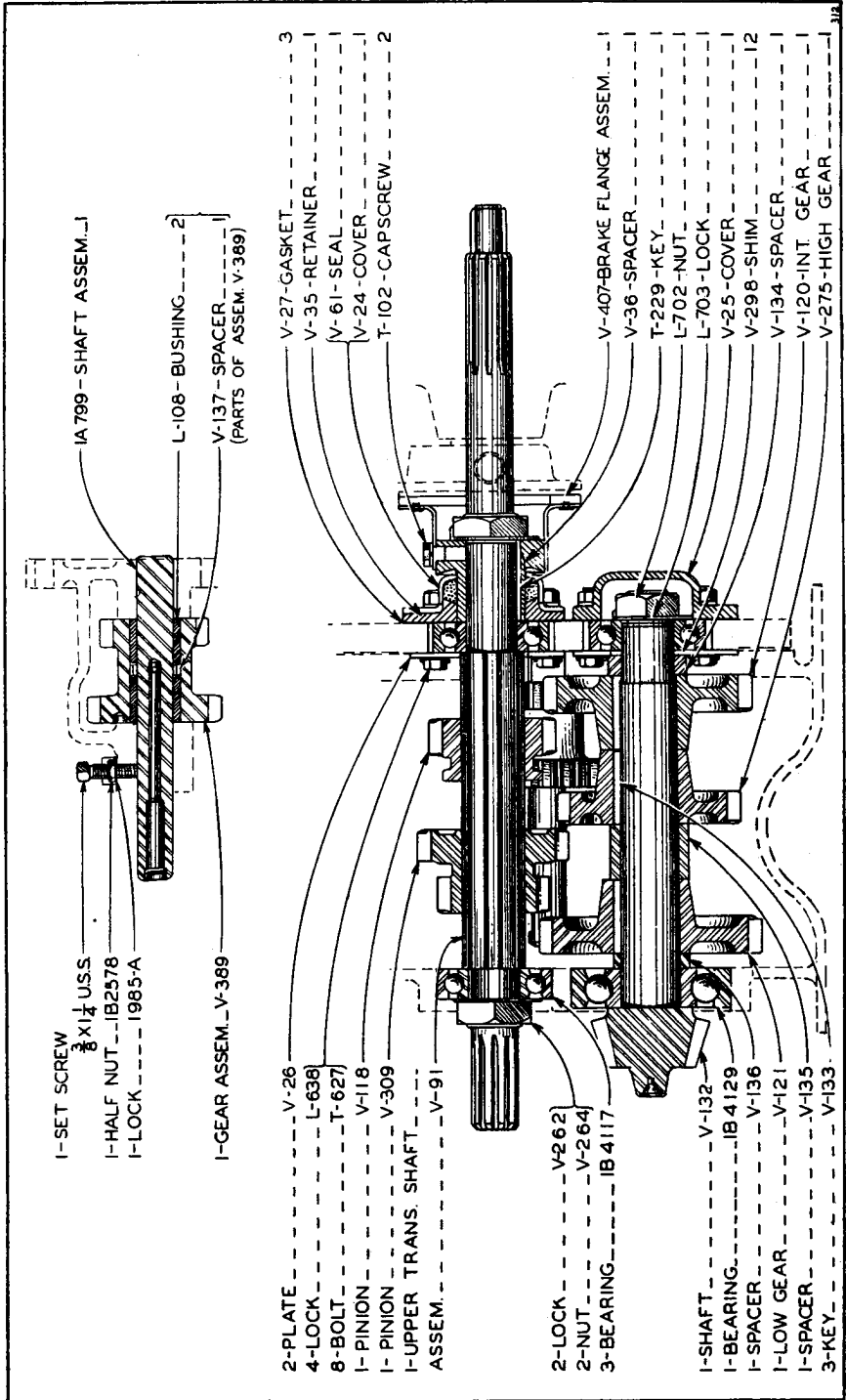


FLYWHEEL CLUTCH CONTROL
 (Machines 5E3501 and 5E3502)

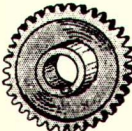







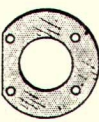
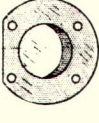


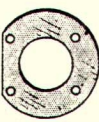
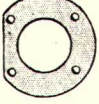
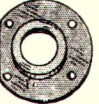






















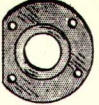




FLYWHEEL CLUTCH CONTROL
 (Effective with Machine 5E3503)

ALWAYS GIVE MACHINE NUMBER WHEN ORDERING PARTS



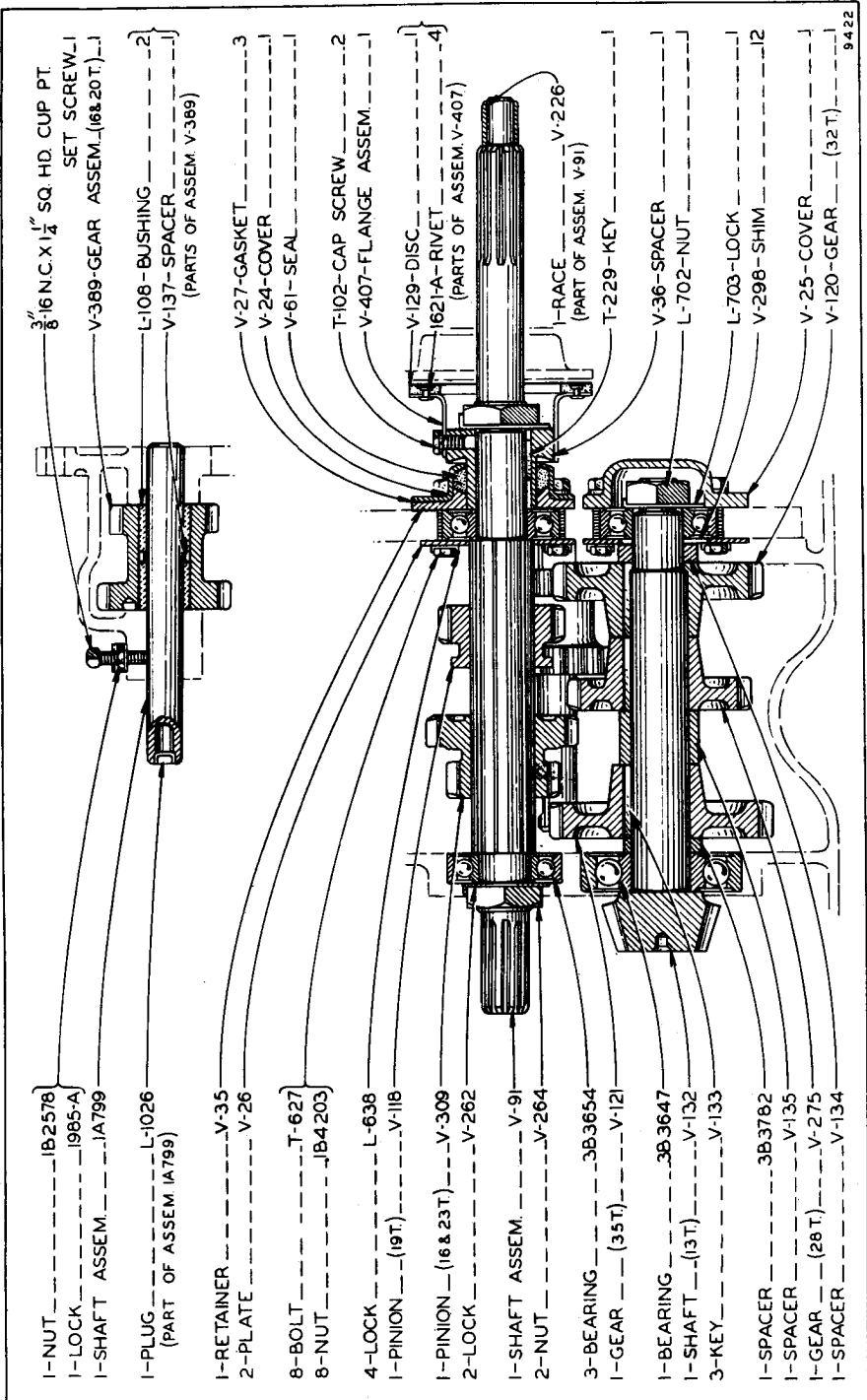
ALWAYS GIVE MACHINE NUMBER WHEN ORDERING PARTS

				
V-121-1ST. SPEED GEAR	V-133-KEY-3	V-911-SHAFT ASSEM-1	T-229-KEY-1	V-309-1ST. & 3RD SPEED PINION-1
				
V-121-1ST. SPEED GEAR	L-108	V-389-GEAR ASSEM.-1	V-26-PLATE-2	V-25-COVER-1
				
V-275-3RD. SPEED GEAR-1	V-137-SPACER-1	V-26-PLATE-2	V-27-GASKET-3	V-24-COVER-1
				
IB4129 BEARING-1	IB4117 BEARING-3	V-120-2ND SPEED GEAR-1	V-132-SHAFT-1	V-36 SPACER-1
				
V-298-SHIM-2	V-262 LOCK-2	V-61-SEAL-1	V-264-NUT-2	V-134 SPACER-1
				
IA 799 SHAFT ASSEM.-1	1985-A LOCK-1	L-702 NUT-1	L-703 LOCK-1	L-638 LOCK-4
				
		IB2578 HALF NUT-1	V-129-FACING-V-129	1621-A-RIVET-4
				
		3/8 X 1/4 U.S. SET SCREW-1	V-407 FLANGE ASSEM.-1	V-136 SPACER-1 (REAR)
				
		3/8 X 5/8 U.S. CAP SCREW-2	V-35-RETAINER-1	V-118-2ND & REVERSE SPEED PINION-1
				
		T-627 BOLT-8		

313

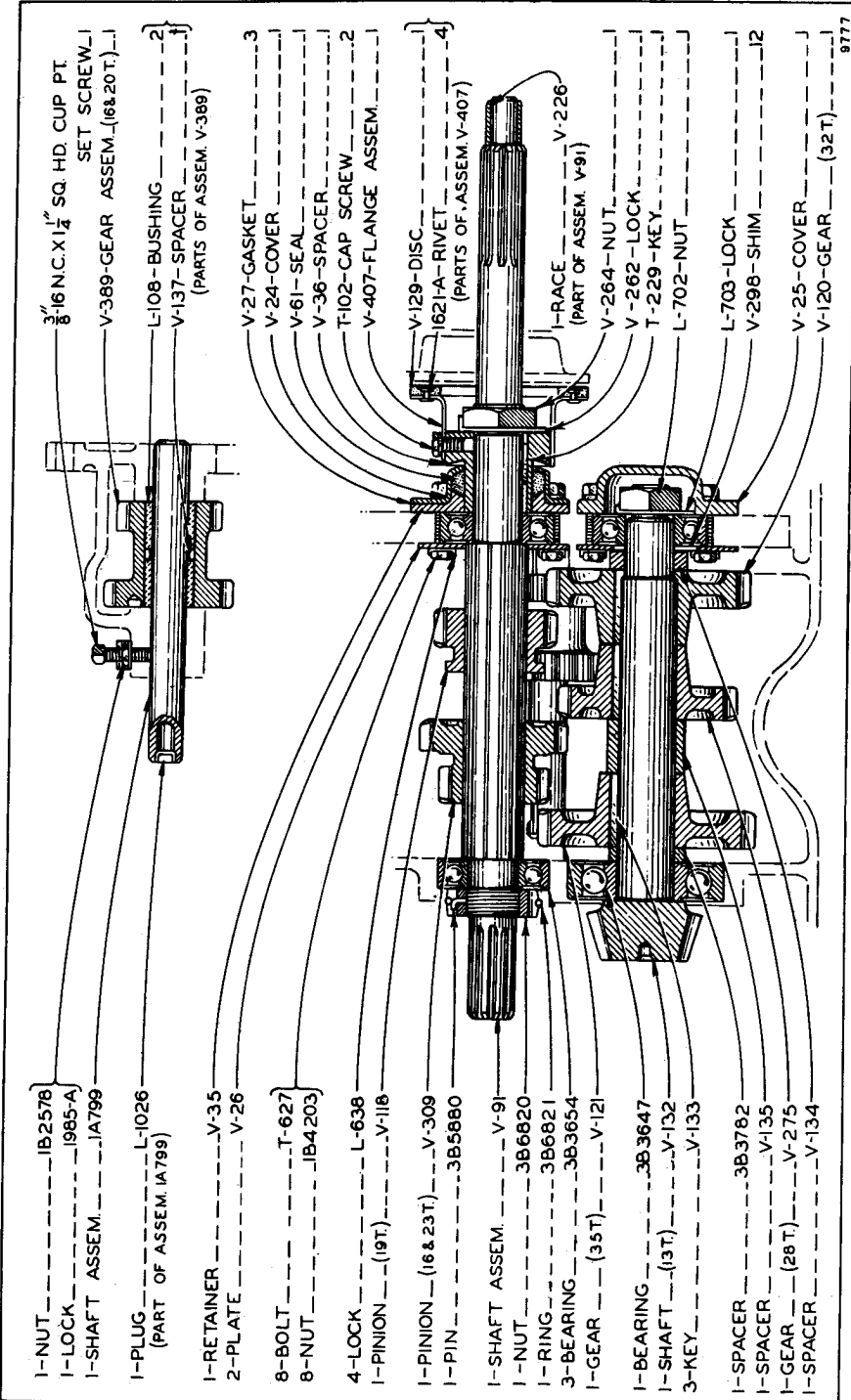
ALWAYS GIVE MACHINE NUMBER WHEN ORDERING PARTS

TRANSMISSION PARTS
(Machines 5E3501 to 5E3535 Inclusive)



TRANSMISSION
(Machines 5E3536 to 5E3540 Inclusive)

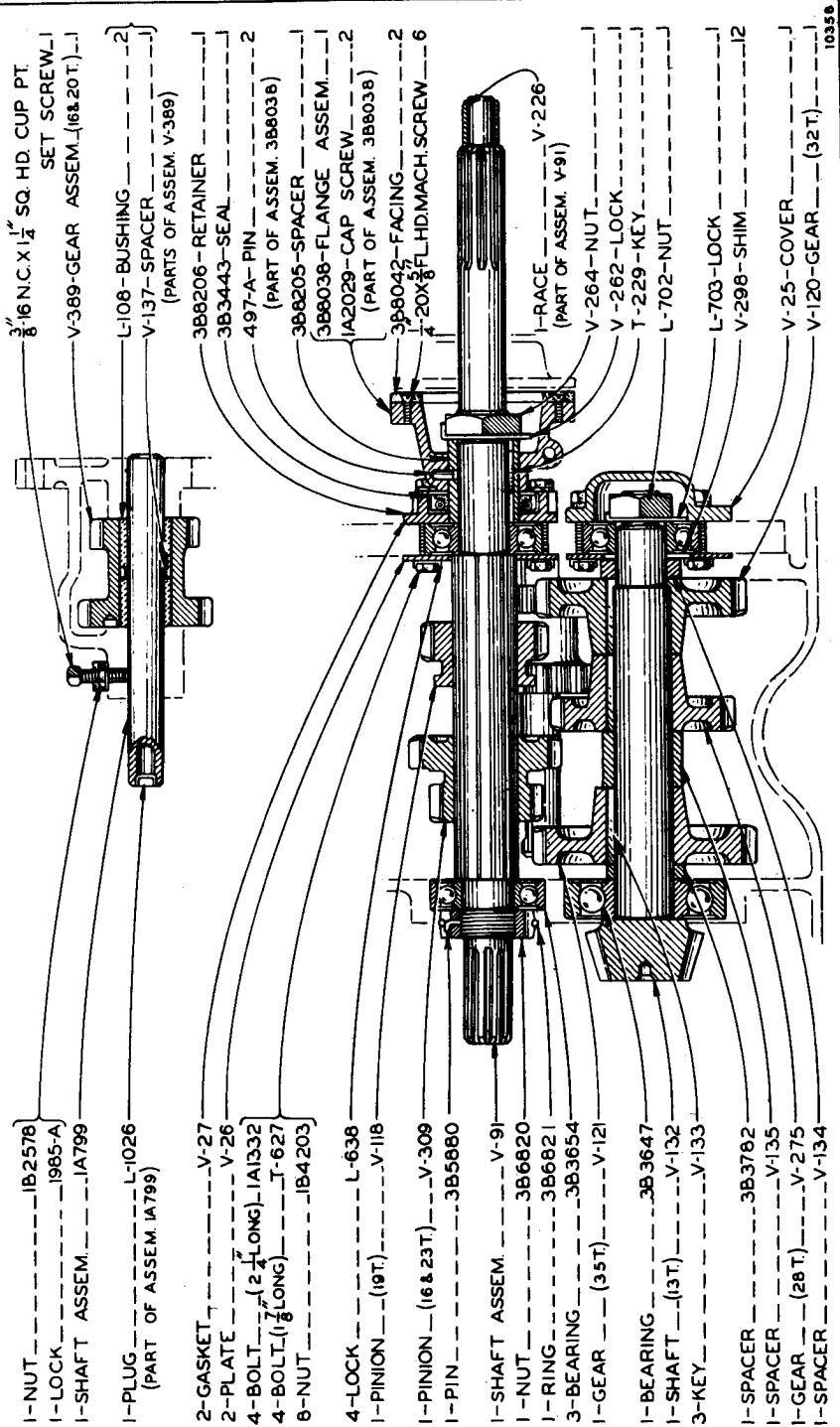
ALWAYS GIVE MACHINE NUMBER WHEN ORDERING PARTS



9777

TRANSMISSION
(Machines 5E3541 to 5E3552 Inclusive)

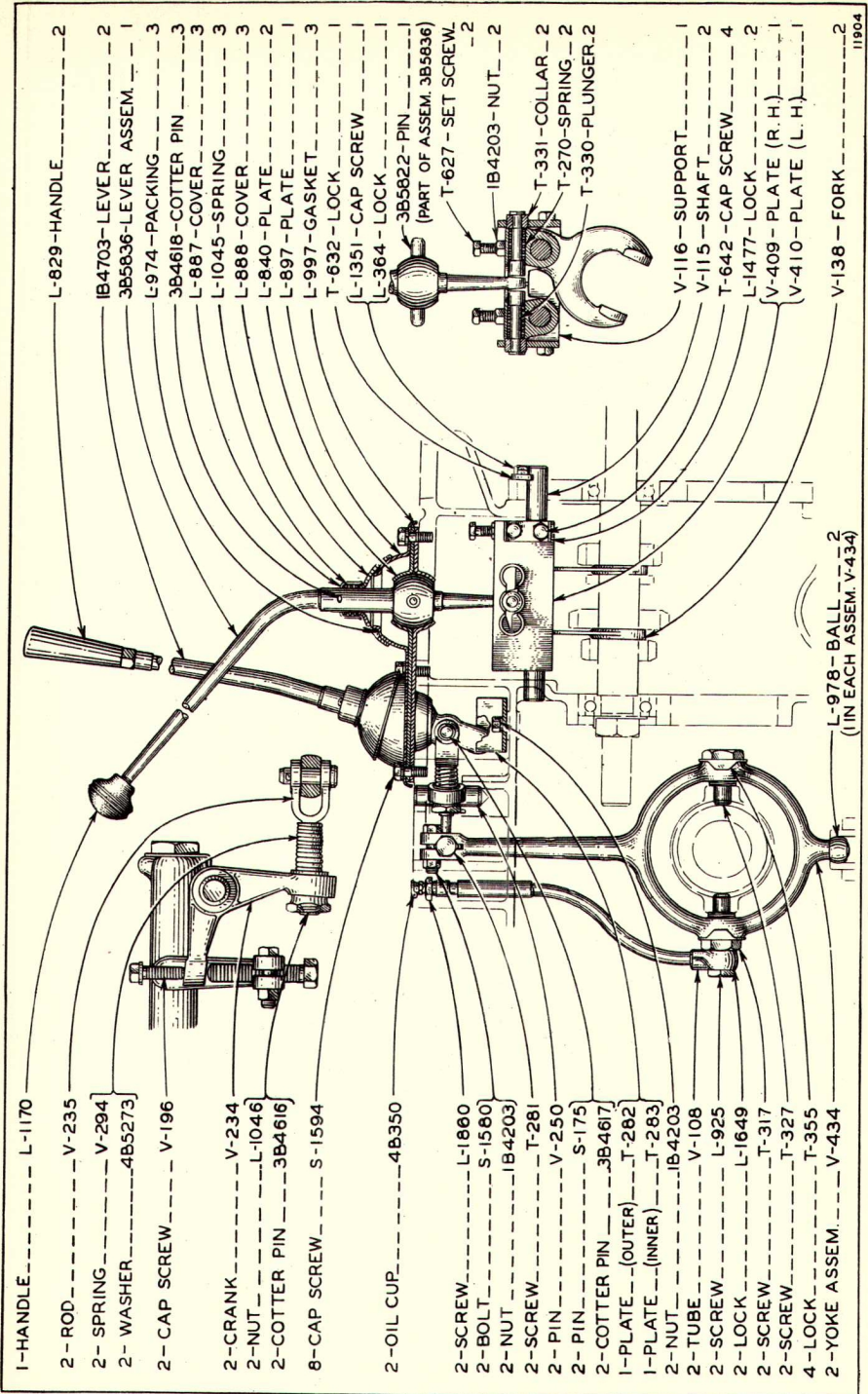
ALWAYS GIVE MACHINE NUMBER WHEN ORDERING PARTS



10358

TRANSMISSION
(Effective with Machine 5E3553)

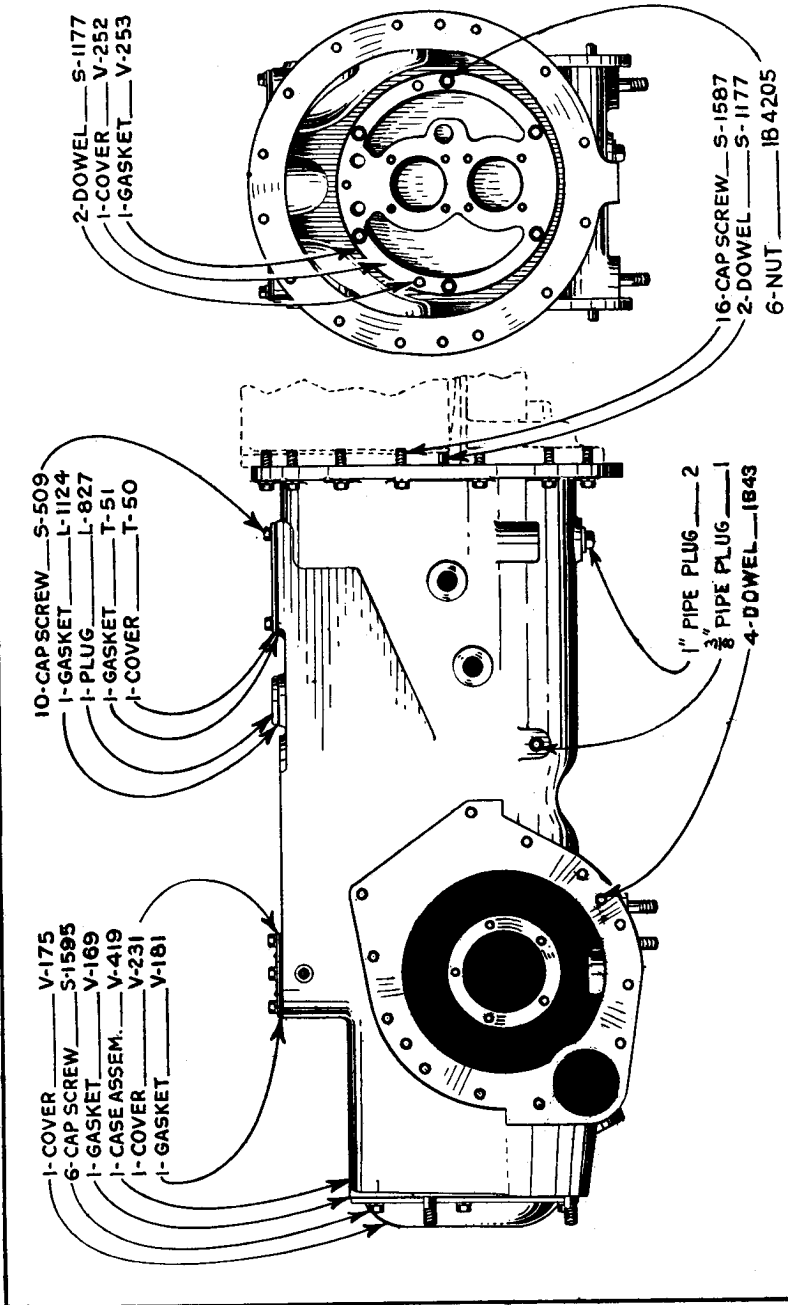
ALWAYS GIVE MACHINE NUMBER WHEN ORDERING PARTS



- 1-HANDLE----- L-1170
- 2-ROD----- V-235
- 2-SPRING----- V-294
- 2-WASHER----- 4B5273
- 2-CAP SCREW----- V-196
- 2-CRANK----- V-234
- 2-NUT----- L-1046
- 2-COTTER PIN----- 3B4616
- 8-CAP SCREW----- S-1594
- 2-OIL CUP----- 4B350
- 2-SCREW----- L-1860
- 2-BOLT----- S-1560
- 2-NUT----- IB4203
- 2-SCREW----- T-281
- 2-PIN----- V-250
- 2-PIN----- S-175
- 2-COTTER PIN----- 3B4617
- 1-PLATE--(OUTER)-- T-282
- 1-PLATE--(INNER)-- T-283
- 2-NUT----- IB4203
- 2-TUBE----- V-108
- 2-SCREW----- L-925
- 2-LOCK----- L-1649
- 2-SCREW----- T-317
- 2-SCREW----- T-327
- 4-LOCK----- T-355
- 2-YOKE ASSEM.----- V-434
- L-829-HANDLE----- 2
- IB4703-LEVER----- 2
- 3B5836-LEVER ASSEM.----- 1
- L-974-PACKING----- 3
- 3B4618-COTTER PIN----- 3
- L-887-COVER----- 3
- L-1045-SPRING----- 3
- L-888-COVER----- 3
- L-840-PLATE----- 2
- L-897-PLATE----- 1
- L-997-GASKET----- 3
- T-632-LOCK----- 1
- (L-1351-CAP SCREW----- 1
- L-364-LOCK----- 1
- (PART OF ASSEM. 3B5836)----- 1
- 3B5822-PIN----- 2
- T-627-SET SCREW----- 2
- IB4203-NUT----- 2
- T-331-COLLAR----- 2
- T-270-SPRING----- 2
- T-330-PLUNGER----- 2
- V-116-SUPPORT----- 1
- V-115-SHAFT----- 2
- T-642-CAP SCREW----- 4
- L-1477-LOCK----- 2
- V-409-PLATE (R.H.)----- 1
- V-410-PLATE (L.H.)----- 1
- V-136-FORK----- 2
- L-978-BALL----- 2
- (IN EACH ASSEM. V-434)

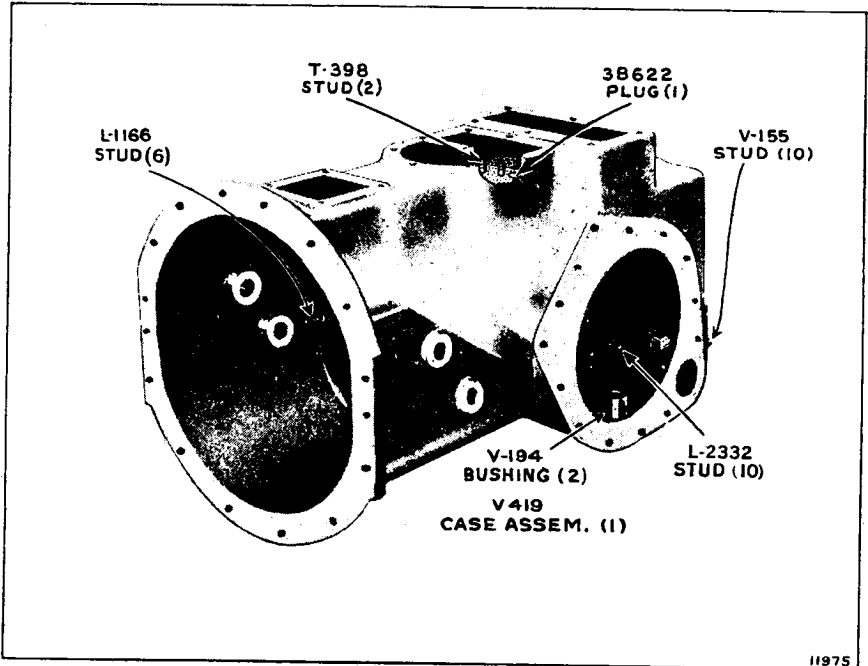
GEAR SHIFT AND STEERING CLUTCH CONTROL

ALWAYS GIVE MACHINE NUMBER WHEN ORDERING PARTS

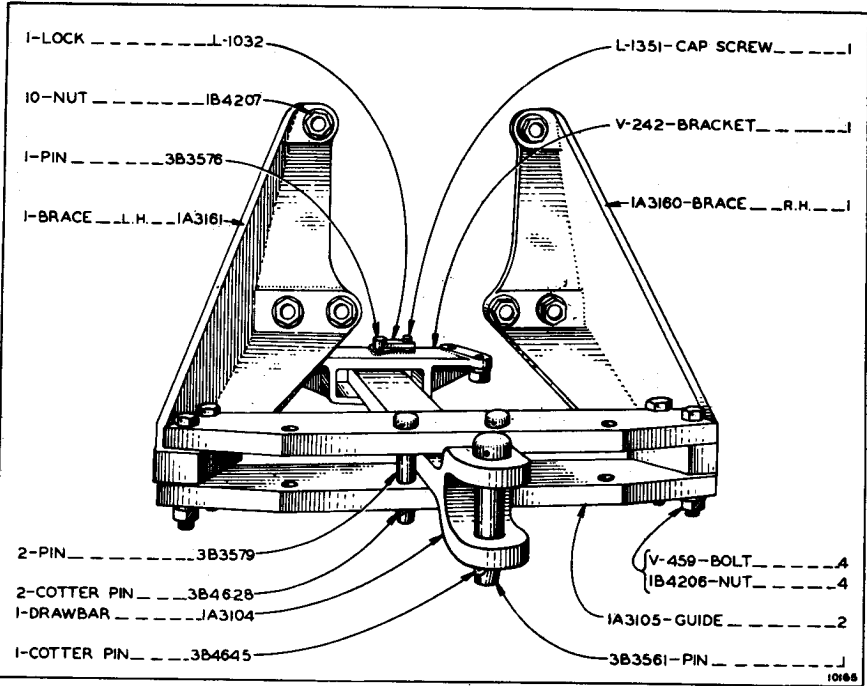


TRANSMISSION CASE AND COVERS

ALWAYS GIVE MACHINE NUMBER WHEN ORDERING PARTS

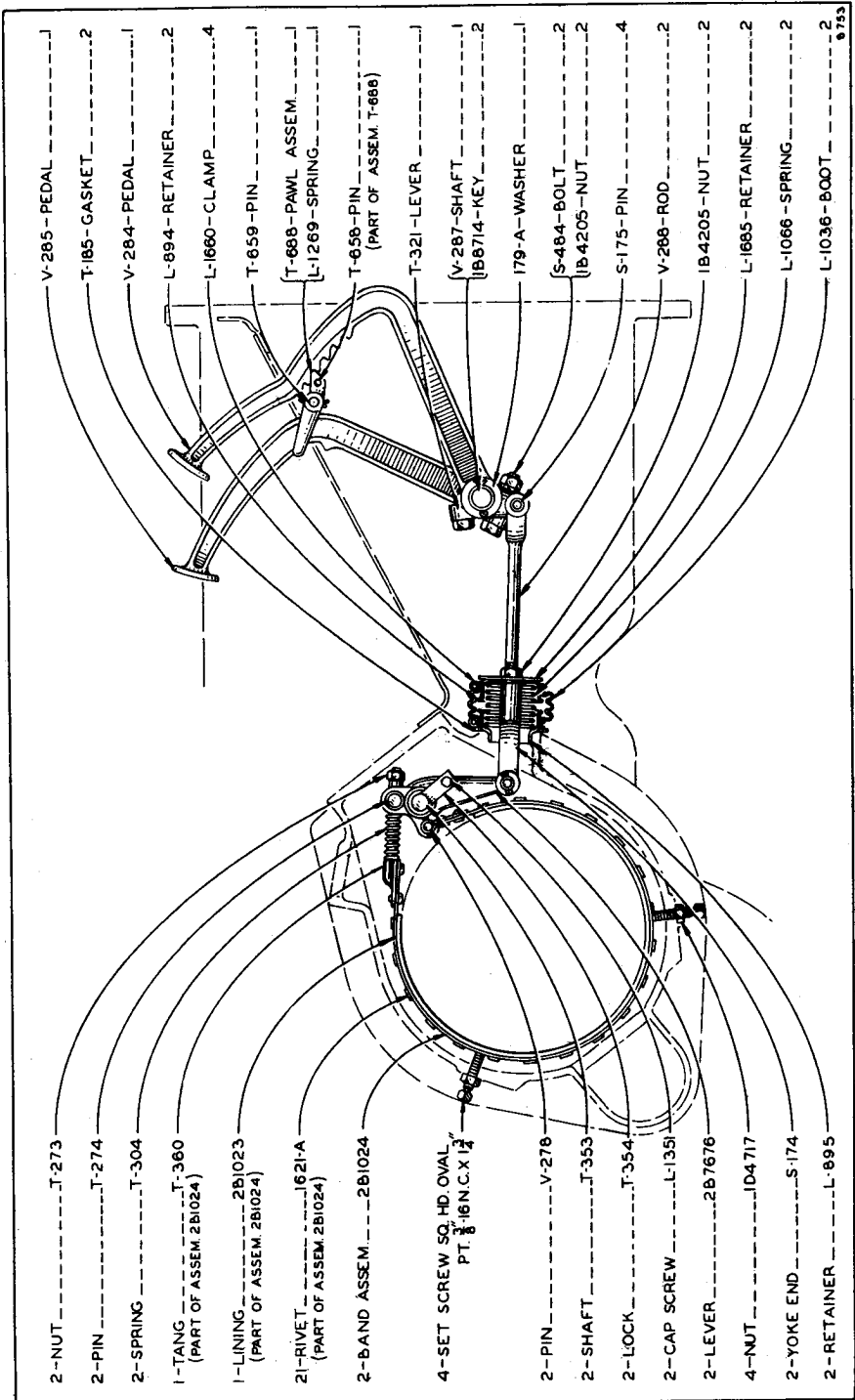


TRANSMISSION CASE ASSEMBLY



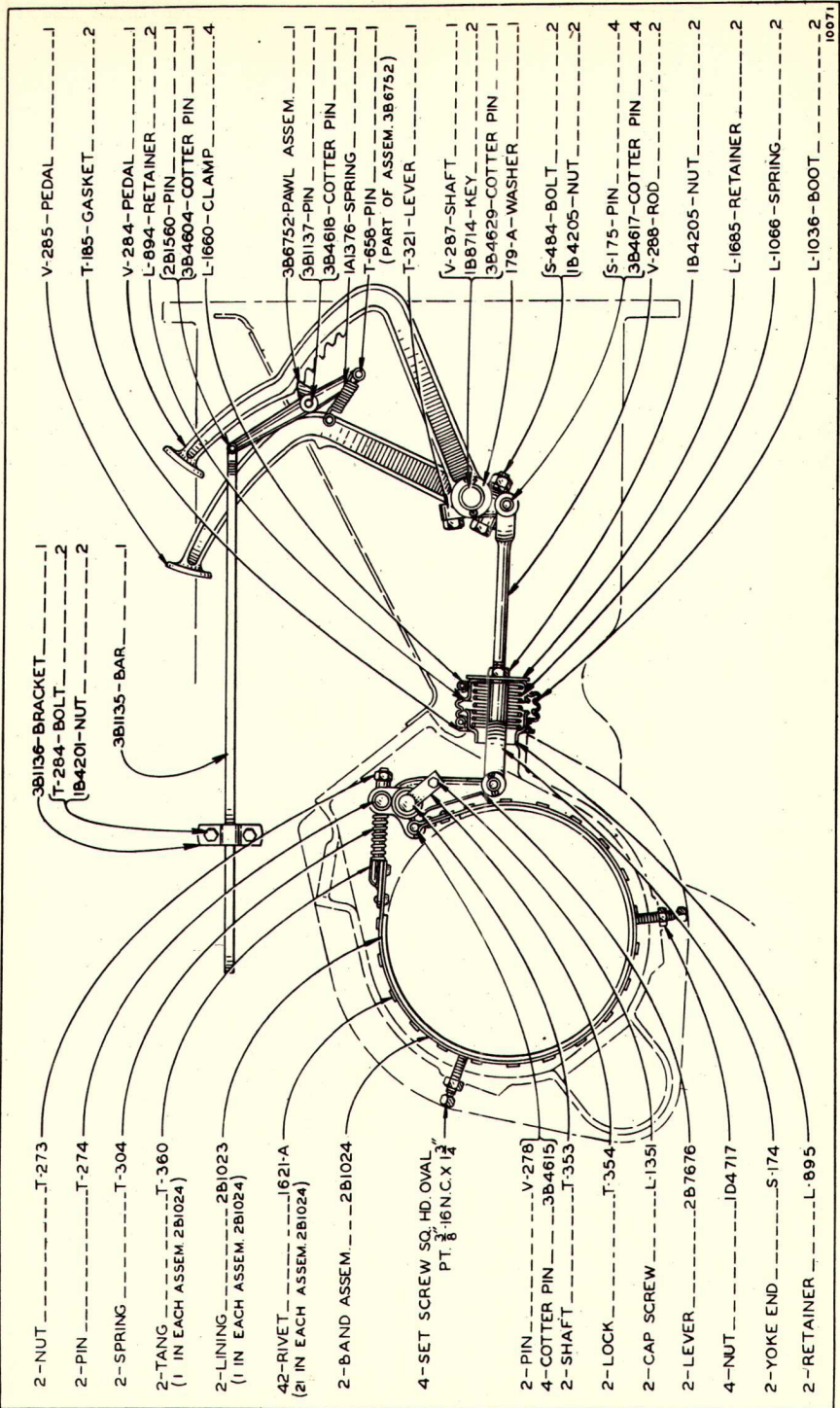
DRAWBAR

ALWAYS GIVE MACHINE NUMBER WHEN ORDERING PARTS



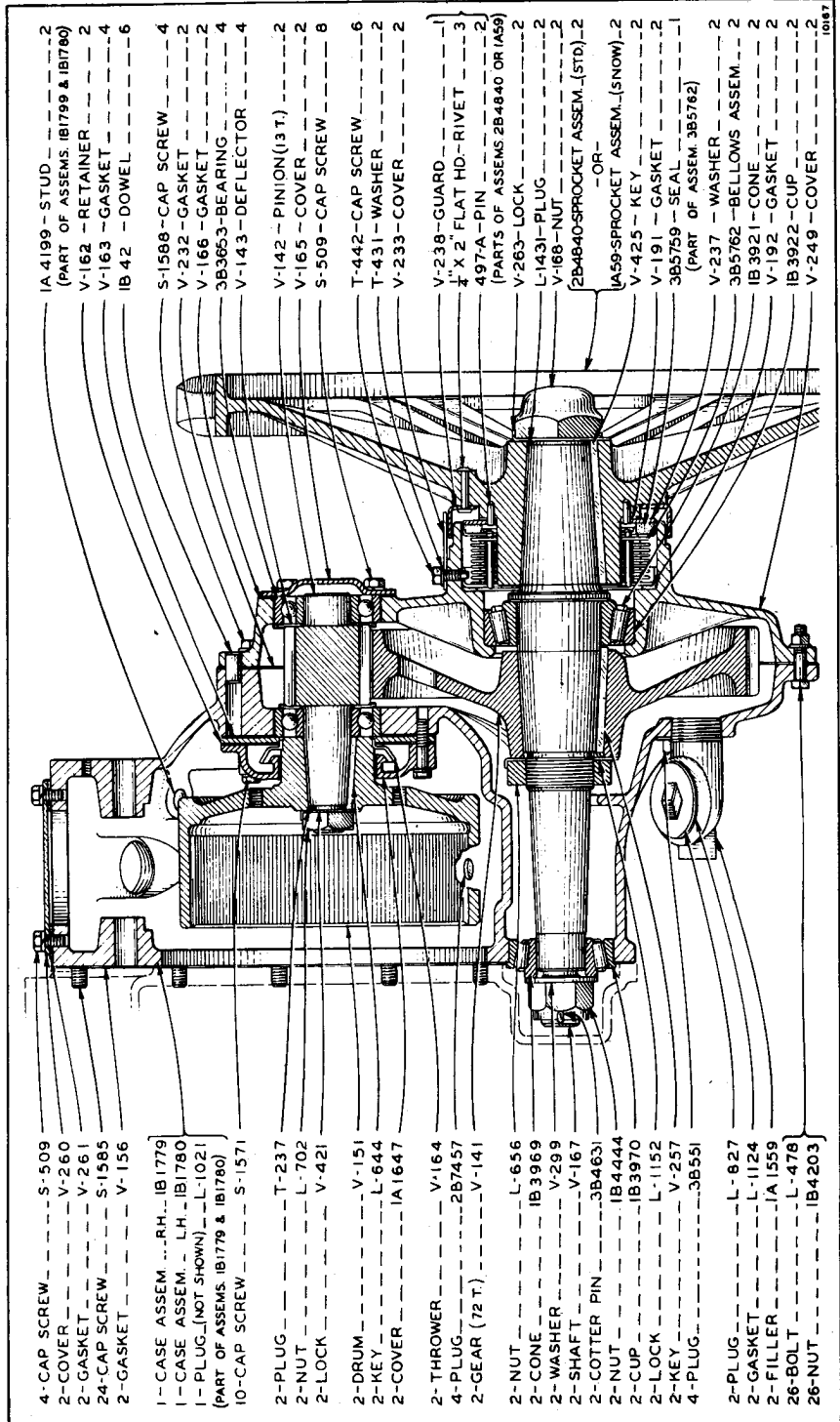
BRAKES
(Machines 5E3501 to 5E3548 Inclusive)

ALWAYS GIVE MACHINE NUMBER WHEN ORDERING PARTS



ALWAYS GIVE MACHINE NUMBER WHEN ORDERING PARTS

BRAKES
(Effective with Machine 5E3549)



- 4-CAP SCREW --- S-509
- 2-COVER --- V-260
- 2-GASKET --- V-261
- 24-CAP SCREW --- S-1585
- 2-GASKET --- V-156

- 1-CASE ASSEM...RH...IB 1779
- 1-CASE ASSEM...LH...IB1780
- 1-PLUG.(NOT SHOWN) L-1021
- (PART OF ASSEMS. IB1779 & IB1780)
- 10-CAP SCREW --- S-1571

- 2-PLUG --- T-237
- 2-NUT --- L-702
- 2-LOCK --- V-421
- 2-DRUM --- V-151
- 2-KEY --- L-644
- 2-COVER --- IA 1647

- 2-THROWER --- V-164
- 4-PLUG --- 2B7457
- 2-GEAR (72 T) --- V-141
- 2-NUT --- L-656
- 2-CONE --- IB 3969
- 2-WASHER --- V-299
- 2-SHAFT --- V-167
- 2-COTTER PIN...3B4631
- 2-NUT --- IB4444
- 2-CUP --- IB3970
- 2-LOCK --- L-1152
- 2-KEY --- V-257
- 4-PLUG --- 3B551

- 2-PLUG --- L-827
- 2-GASKET --- L-1124
- 2-FILLER --- IA 1559
- 26-BOLT --- L-478
- 26-NUT --- IB4203

- IA-4199 - STUD --- 2
- (PART OF ASSEMS. IB1799 & IB1760)
- V-162 - RETAINER --- 2
- V-163 - GASKET --- 4
- IB 42 - DOWEL --- 6

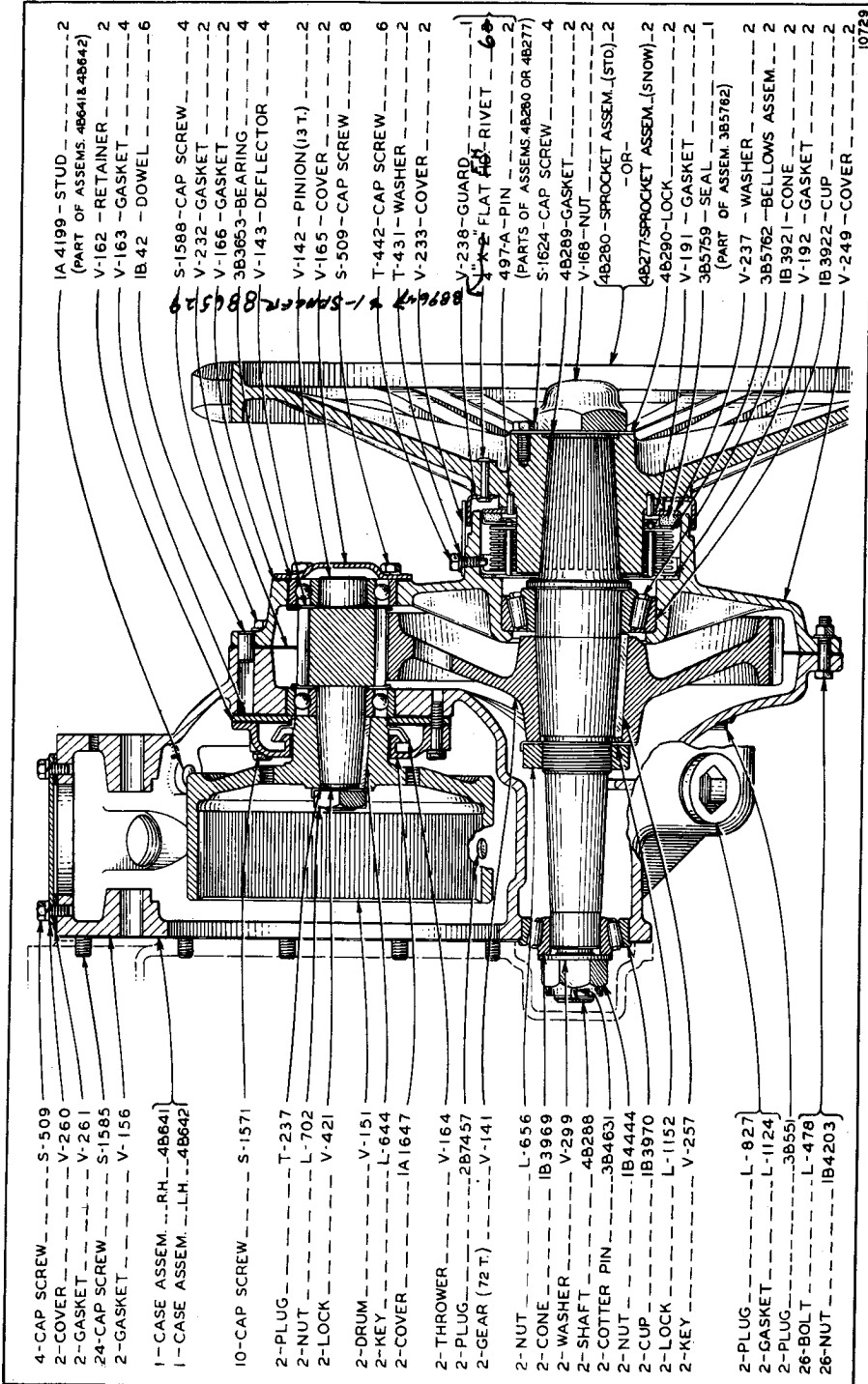
- S-1568 - CAP SCREW --- 4
- V-232 - GASKET --- 2
- V-166 - GASKET --- 2
- 3B3653 - BEARING --- 4
- V-143 - DEFLECTOR --- 4

- V-142 - PINION(13 T) --- 2
- V-165 - COVER --- 2
- S-509 - CAP SCREW --- 8
- T-442 - CAP SCREW --- 6
- T-431 - WASHER --- 2
- V-233 - COVER --- 2

- V-238 - GUARD --- 1
- 1/2 X 2 FLAT HD. RIVET --- 3
- 497-A - PIN --- 2
- (PARTS OF ASSEMS 2B-6840 OR 1A59)
- V-263 - LOCK --- 2
- L-1431 - PLUG --- 2
- V-168 - NUT --- 2
- 2B-6840-SPROCKET ASSEM.(STD) - 2
- OR -
- 1A-59-SPROCKET ASSEM.(SNOW) - 2
- V-425 - KEY --- 2
- V-191 - GASKET --- 2
- 3B5759 - SEAL --- 1
- (PART OF ASSEM. 3B5762)
- V-237 - WASHER --- 2
- 3B5762 - BELLOWS ASSEM. --- 2
- IB 3921 - CONE --- 2
- V-192 - GASKET --- 2
- IB 3922 - CUP --- 2
- V-249 - COVER --- 2

FINAL DRIVE
(Machines 5E3501 to 5E3553 Inclusive)

ALWAYS GIVE MACHINE NUMBER WHEN ORDERING PARTS

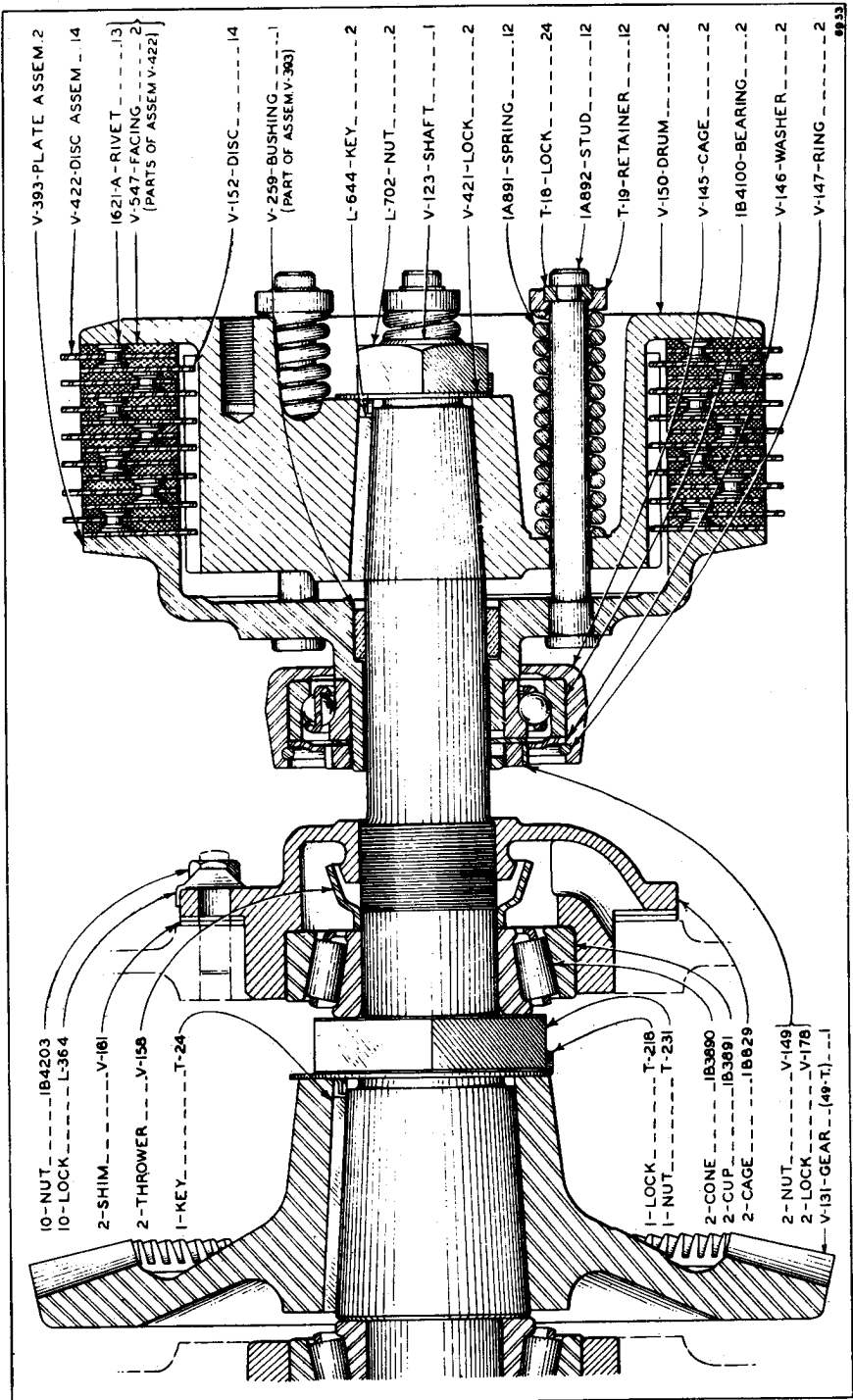


- 4-CAP SCREW --- S-509
- 2-COVER --- V-260
- 2-GASKET --- V-261
- 24-CAP SCREW --- S-1585
- 2-GASKET --- V-156
- 1-CASE ASSEM. --RH-- 4B641
- 1-CASE ASSEM. --LH-- 4B642
- 10-CAP SCREW --- S-1571
- 2-PLUG --- T-237
- 2-NUT --- L-702
- 2-LOCK --- V-421
- 2-DRUM --- V-151
- 2-KEY --- L-644
- 2-COVER --- IA1647
- 2-THROWER --- V-164
- 2-PLUG --- 2B7457
- 2-GEAR (72 T.) --- V-141
- 2-NUT --- L-656
- 2-CONE --- IB3969
- 2-WASHER --- V-299
- 2-SHAFT --- 4B288
- 2-COTTER PIN --- 3B4631
- 2-NUT --- IB4444
- 2-CUP --- IB3970
- 2-LOCK --- L-1152
- 2-KEY --- V-257
- 2-PLUG --- L-827
- 2-GASKET --- L-1124
- 2-PLUG --- 3B551
- 26-BOLT --- L-478
- 26-NUT --- IB4203
- IA-4199 - STUD --- 2
- (PART OF ASSEMS. 4B641 & 4B642)
- V-162 - RETAINER --- 2
- V-163 - GASKET --- 4
- IB-42 - DOWEL --- 6
- S-1588 - CAP SCREW --- 4
- V-232 - GASKET --- 2
- V-166 - GASKET --- 2
- 3B3653 - BEARING --- 4
- V-143 - DEFLECTOR --- 4
- V-142 - PINION (13 T.) --- 2
- V-165 - COVER --- 2
- S-509 - CAP SCREW --- 8
- T-442 - CAP SCREW --- 6
- T-431 - WASHER --- 2
- V-233 - COVER --- 2
- V-238 - GUARD --- 1
- 497-A - PIN --- 2
- (PARTS OF ASSEMS 4B280 OR 4B277)
- S-1624 - CAP SCREW --- 4
- 4B289 - GASKET --- 2
- V-168 - NUT --- 2
- 4B280 - SPROCKET ASSEM. (STD.) --- 2
- OR-
- 4B277 SPROCKET ASSEM. (SNOW) --- 2
- 4B290 - LOCK --- 2
- V-191 - GASKET --- 2
- 3B5759 - SEAL --- 1
- (PART OF ASSEM. 3B5782)
- V-237 - WASHER --- 2
- 3B5782 - BELLOWS ASSEM. --- 2
- IB-3921 - CONE --- 2
- V-192 - GASKET --- 2
- IB-3922 - CUP --- 2
- V-249 - COVER --- 2

88642 4-1-509 4-2-1585 4-3-156 4-4-162 4-5-163 4-6-166 4-7-165 4-8-164 4-9-164 4-10-164 4-11-164 4-12-164 4-13-164 4-14-164 4-15-164 4-16-164 4-17-164 4-18-164 4-19-164 4-20-164 4-21-164 4-22-164 4-23-164 4-24-164 4-25-164 4-26-164 4-27-164 4-28-164 4-29-164 4-30-164 4-31-164 4-32-164 4-33-164 4-34-164 4-35-164 4-36-164 4-37-164 4-38-164 4-39-164 4-40-164 4-41-164 4-42-164 4-43-164 4-44-164 4-45-164 4-46-164 4-47-164 4-48-164 4-49-164 4-50-164 4-51-164 4-52-164 4-53-164 4-54-164 4-55-164 4-56-164 4-57-164 4-58-164 4-59-164 4-60-164 4-61-164 4-62-164 4-63-164 4-64-164 4-65-164 4-66-164 4-67-164 4-68-164 4-69-164 4-70-164 4-71-164 4-72-164 4-73-164 4-74-164 4-75-164 4-76-164 4-77-164 4-78-164 4-79-164 4-80-164 4-81-164 4-82-164 4-83-164 4-84-164 4-85-164 4-86-164 4-87-164 4-88-164 4-89-164 4-90-164 4-91-164 4-92-164 4-93-164 4-94-164 4-95-164 4-96-164 4-97-164 4-98-164 4-99-164 4-100-164

FINAL DRIVE
(Effective with Machine 5E3554)

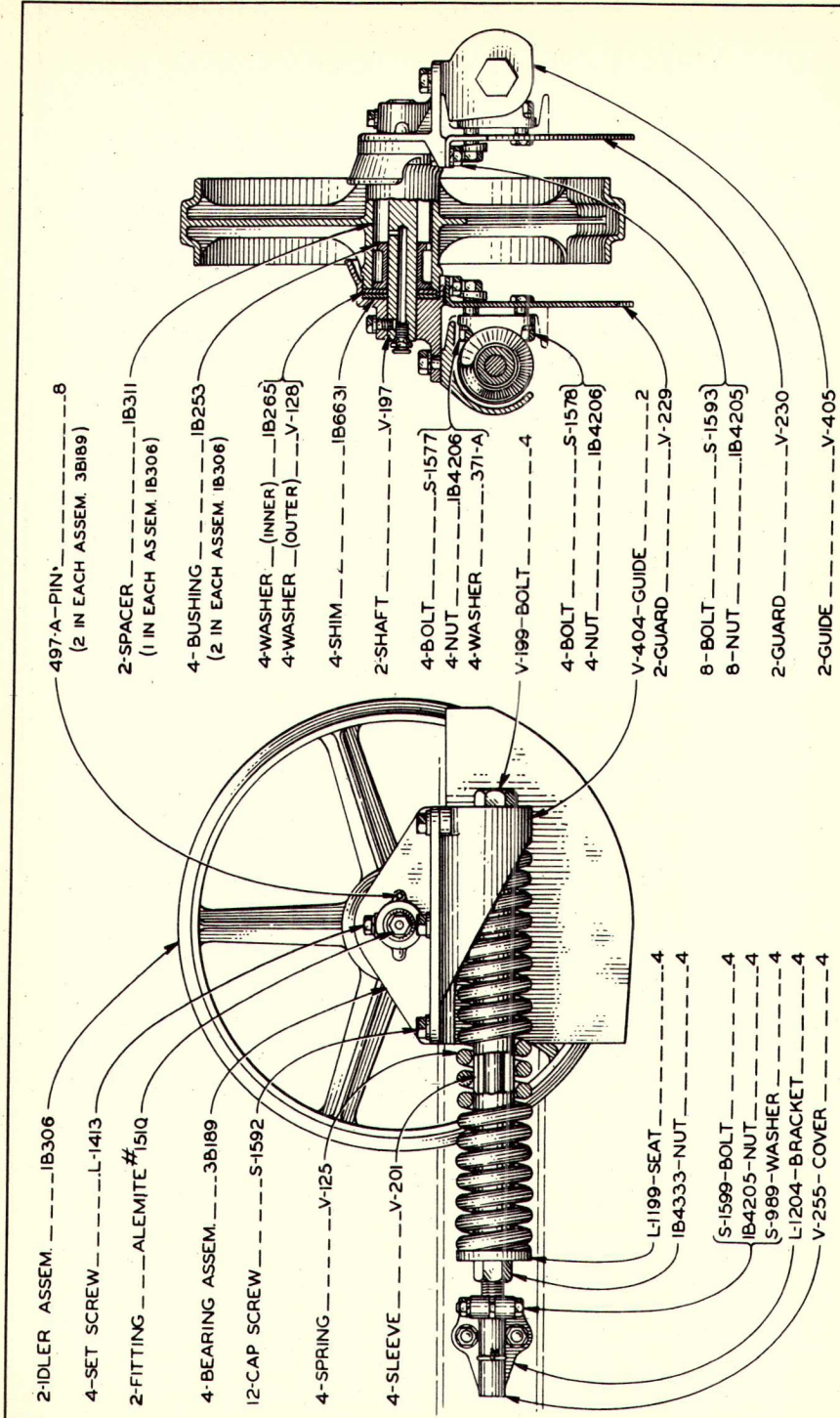
ALWAYS GIVE MACHINE NUMBER WHEN ORDERING PARTS



STEERING CLUTCH

ALWAYS GIVE MACHINE NUMBER WHEN ORDERING PARTS

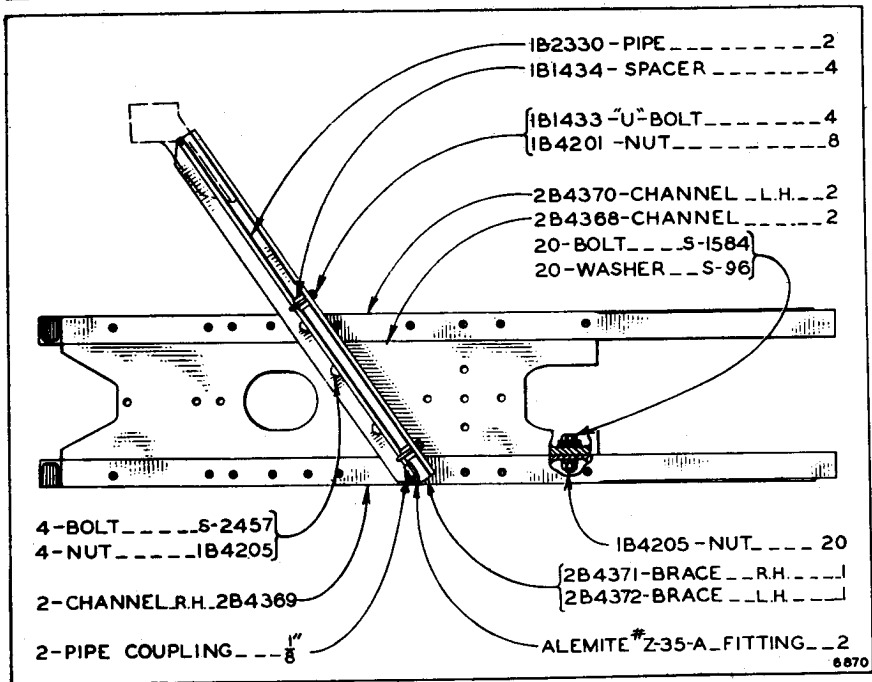
9945



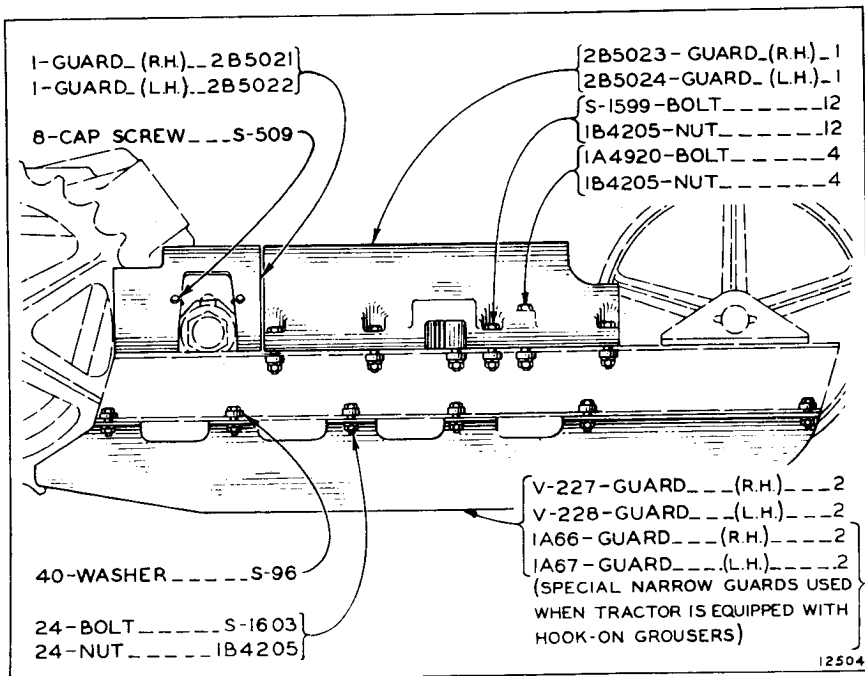
- 2-IDLER ASSEM. ---IB306
- 4-SET SCREW ---L-1413
- 2-FITTING ---ALEMITE #151Q
- 4-BEARING ASSEM. ---3B189
- 1/2-CAP SCREW ---S-1592
- 4-SPRING ---V-125
- 4-SLEEVE ---V-201
- 497-A-PIN* ---B
- (2 IN EACH ASSEM. 3B189)
- 2-SPACER ---IB311
- (1 IN EACH ASSEM. IB306)
- 4-BUSHING ---IB253
- (2 IN EACH ASSEM. IB306)
- 4-WASHER ---(INNER) ---IB265
- 4-WASHER ---(OUTER) ---V-128
- 4-SHIM ---IB6631
- 2-SHAFT ---V-197
- 4-BOLT ---S-1577
- 4-NUT ---IB4206
- 4-WASHER ---371-A
- V-199-BOLT ---4
- 4-BOLT ---S-1578
- 4-NUT ---IB4206
- V-404-GUIDE ---2
- 2-GUARD ---V-229
- 8-BOLT ---S-1593
- 8-NUT ---IB4205
- 2-GUARD ---V-230
- 2-GUIDE ---V-405
- L1199-SEAT ---4
- IB4333-NUT ---4
- S-1599-BOLT ---4
- IB4205-NUT ---4
- S-989-WASHER ---4
- L1204-BRACKET ---4
- V-255-COVER ---4

FRONT IDLER

ALWAYS GIVE MACHINE NUMBER WHEN ORDERING PARTS

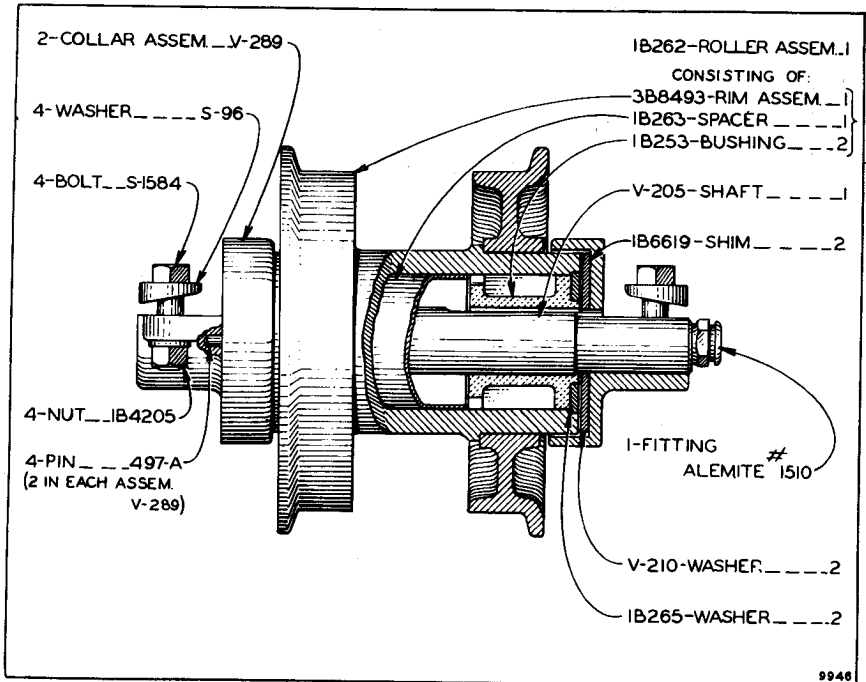


TRACK ROLLER FRAME



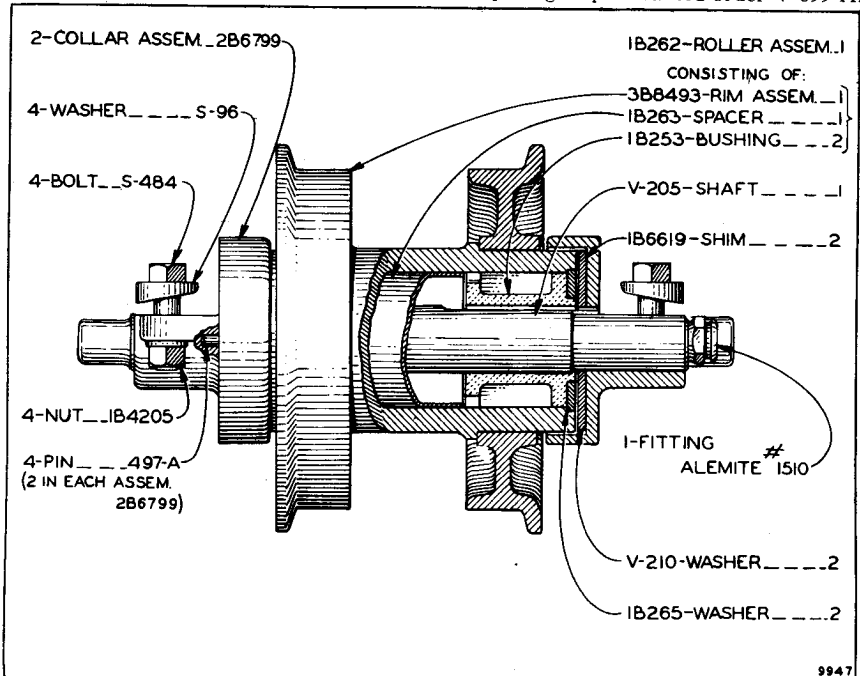
TRACK ROLLER FRAME GUARDS

ALWAYS GIVE MACHINE NUMBER WHEN ORDERING PARTS



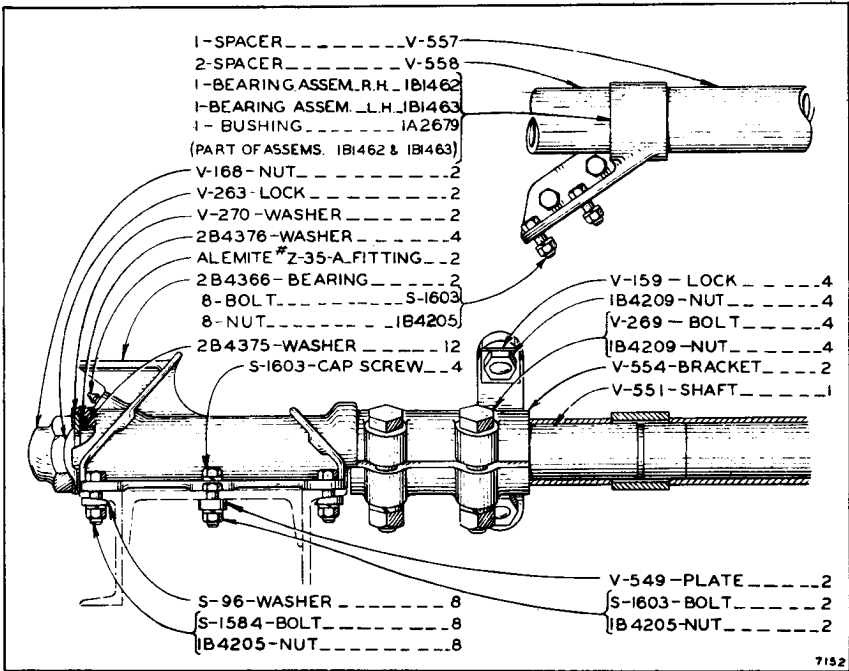
TRACK ROLLER (8 Groups Req'd.)
(Machines 5E3501 and 5E3502)

Note: Only separate parts serviced. When complete group is wanted order V-399-A.

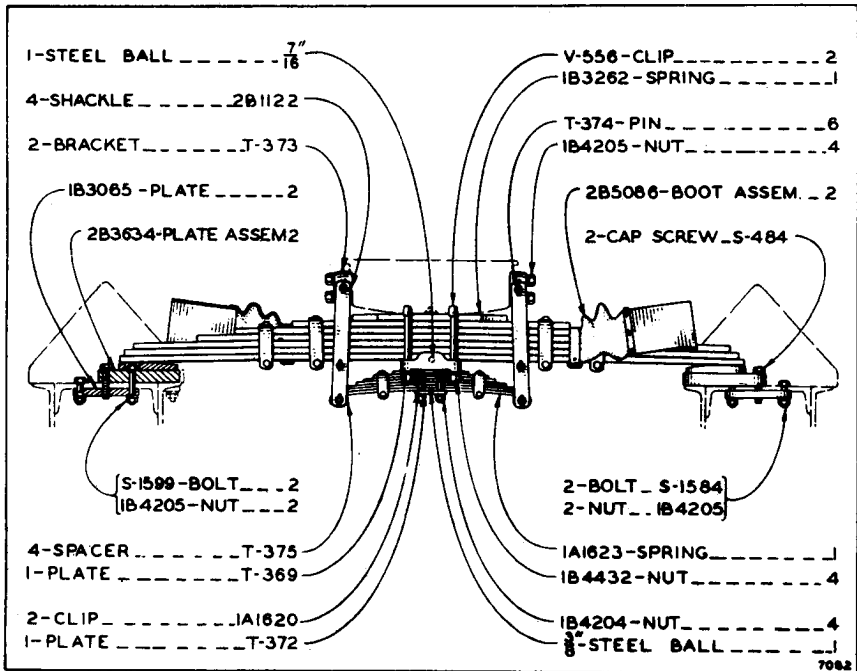


V-399-A TRACK ROLLER (8 Groups Req'd.)
(Effective with Machine 5E3503)

ALWAYS GIVE MACHINE NUMBER WHEN ORDERING PARTS

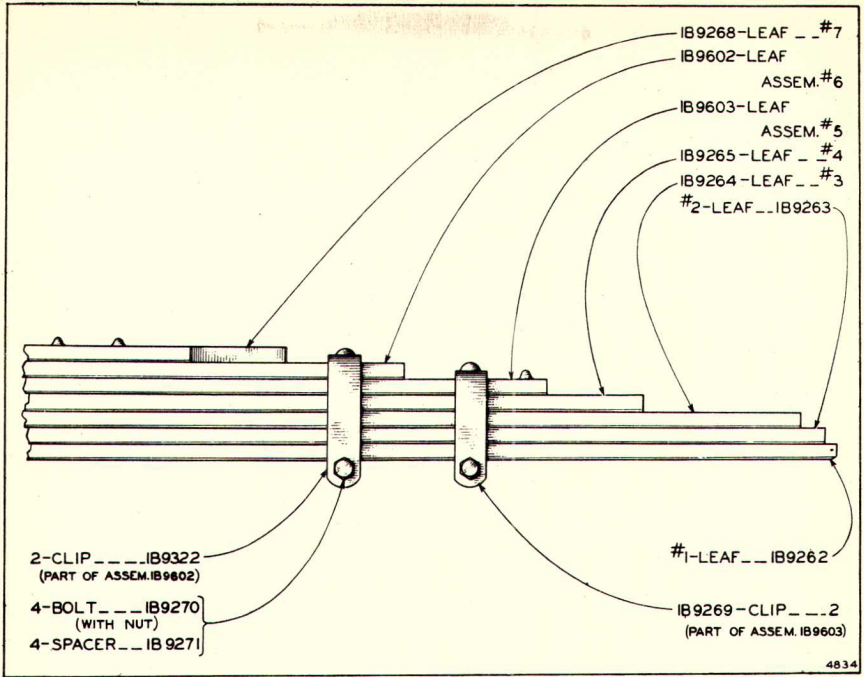


PIVOT SHAFT

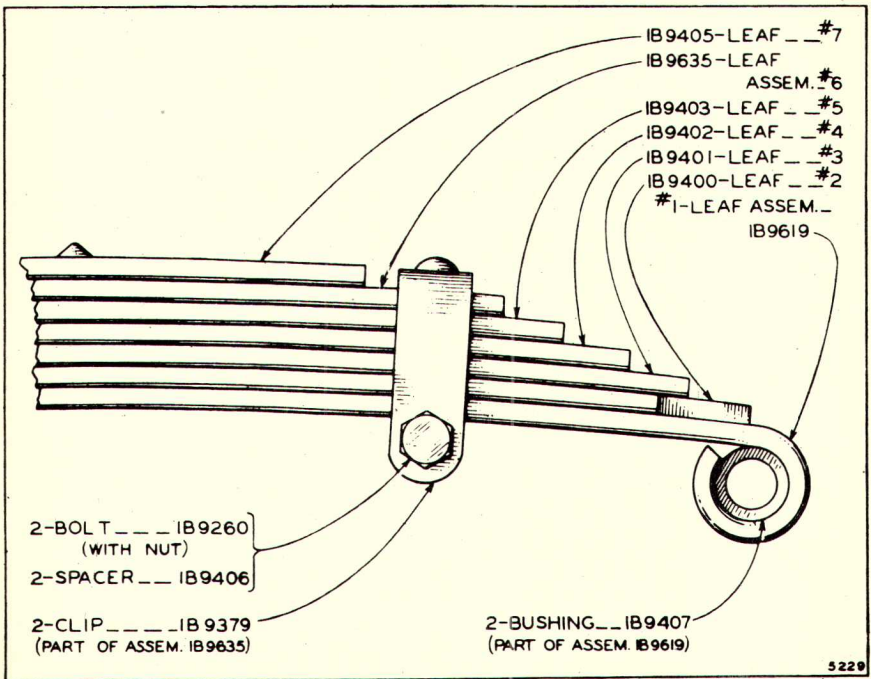


EQUALIZER SPRING

ALWAYS GIVE MACHINE NUMBER WHEN ORDERING PARTS

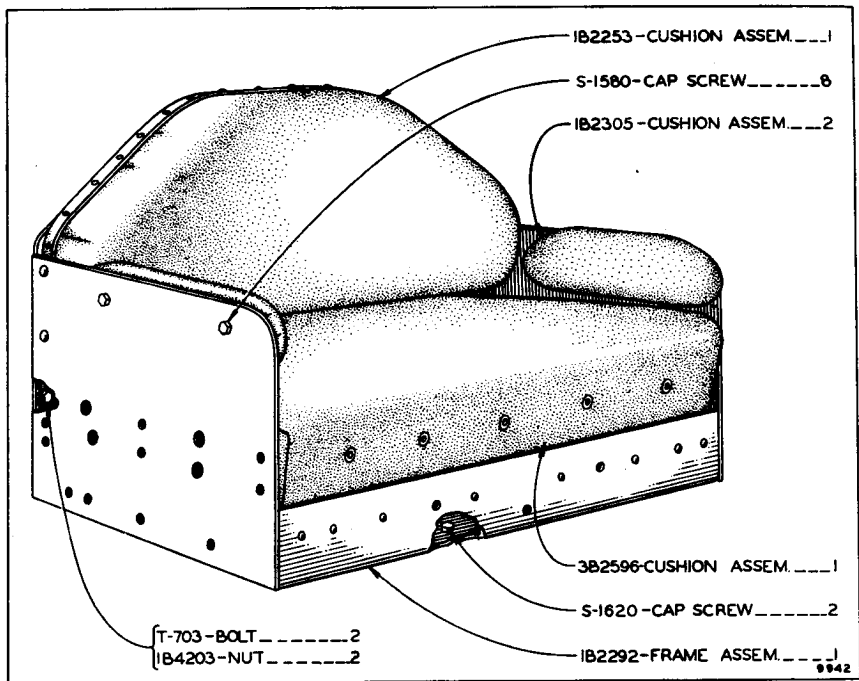


1B3262 SPRING

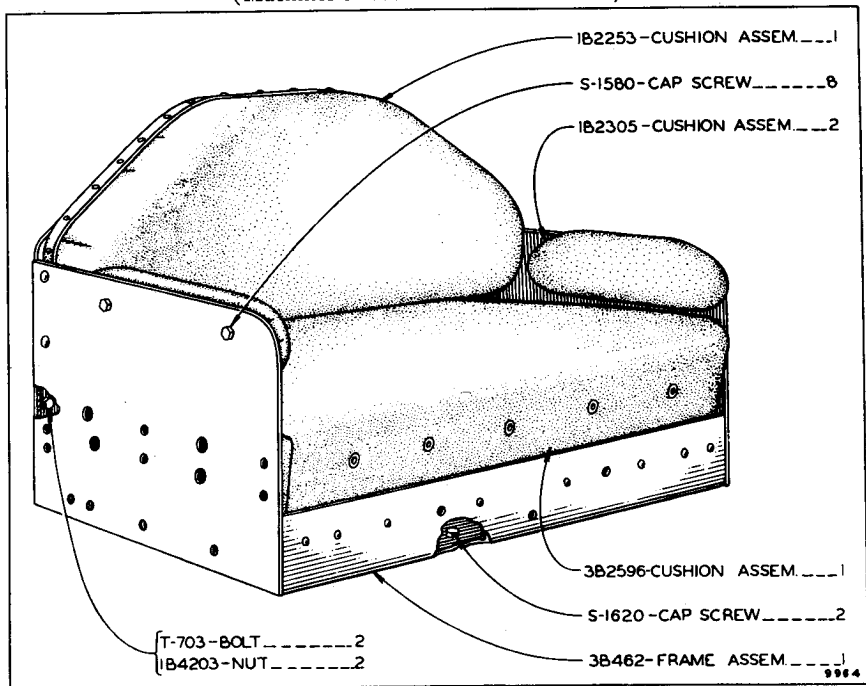


1A1623 SPRING

ALWAYS GIVE MACHINE NUMBER WHEN ORDERING PARTS

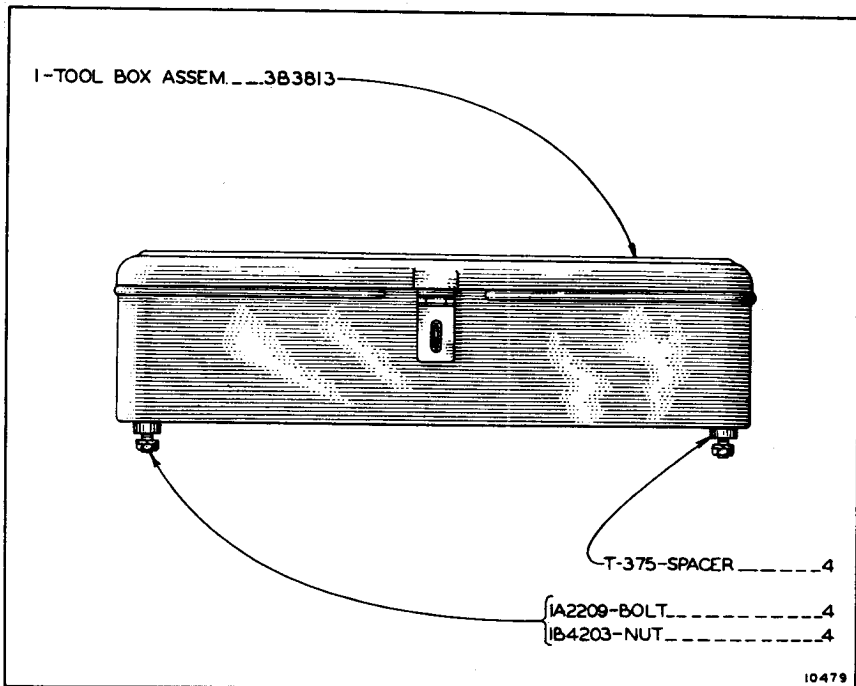


SEAT
(Machines 5E3501 to 5E3523 Inclusive)

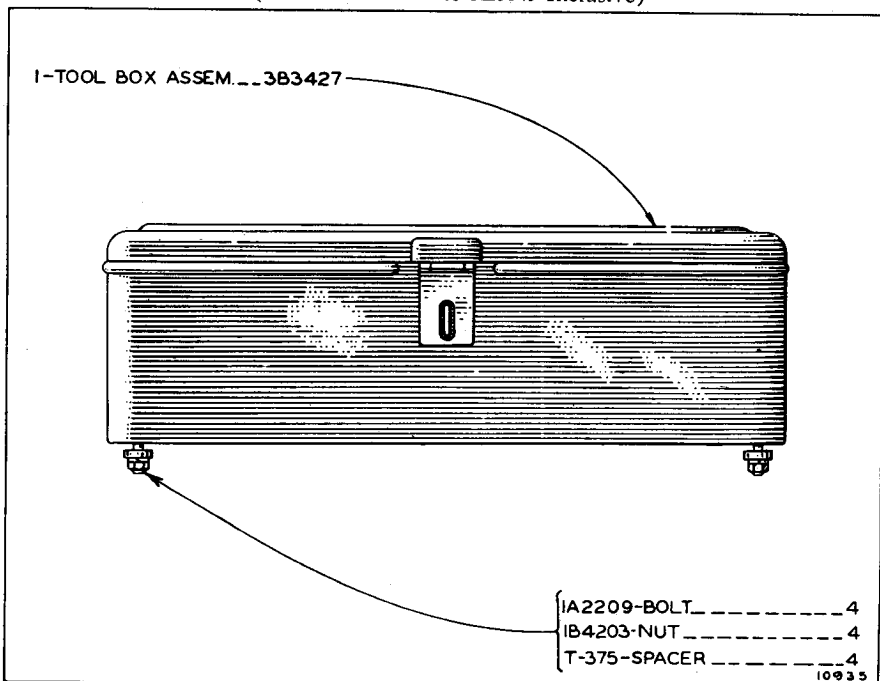


SEAT
(Effective with Machine 5E3524)

ALWAYS GIVE MACHINE NUMBER WHEN ORDERING PARTS



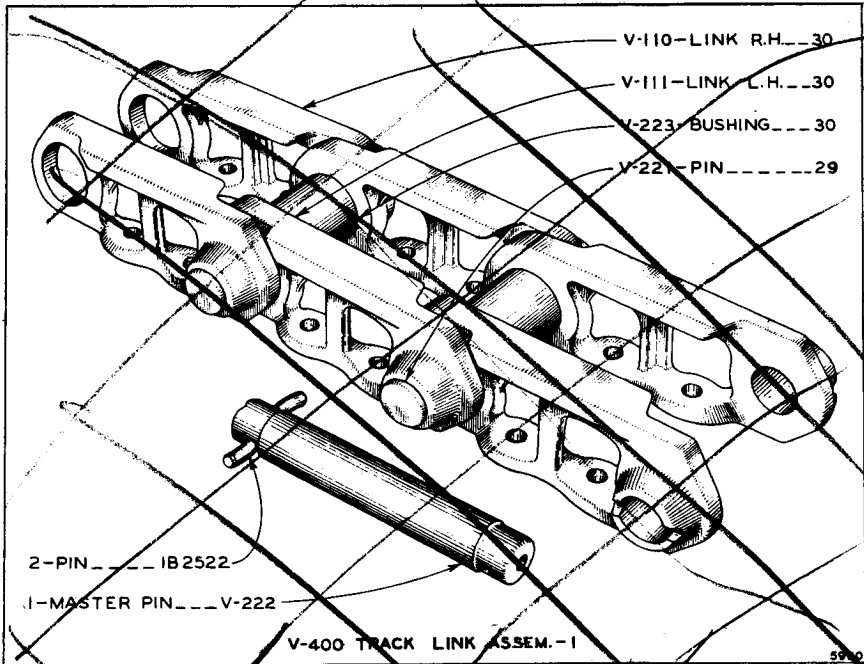
Tool Box
(Machines 5E3524 to 5E3549 Inclusive)



Tool Box
(Effective with Machine 5E3550)

ALWAYS GIVE MACHINE NUMBER WHEN ORDERING PARTS

"CATERPILLAR" R2 TRACTOR



TRACK LINK ASSEMBLY (2 Assemblies Req'd.)
 6/31/71 Pin & Bushing Group.
 (Consists of complete set of pin &
 bushings for one track.)

Complete Track Assem.
 (2 Req'd. per Tractor)

Shoe
 (30 Req'd. for
 One Track)

7" Grouser Shoe	1A992	1B91
7" " " H.T.	1B1957	1B1959
10" " " "	V-401-A	V-440
10" " " " H.T.	1B887	1B886
10" " " " 1" Offset R.H.	3B3165	3B3167
10" " " " L.H.	3B3166	3B3168
10" Semi-Skeleton Grouser Shoe H.T.	2B7872	2B7839
10" " " Snow Shoe " "	2B9924	2B9926
		(S.S.) 2B9925 (15 Req'd.)
		(D.S.) 2B9926 (15 Req'd.)
10" Flat Shoe	1A401	V-803
10" Skeleton Shoe	1A400	V-802
10" Rubber Shoe	V-534-A	Plate V-519
		Shoe V-520
12" Grouser Shoe 1" Offset R.H.	4B9329 (1 Req'd.)	4B9331
12" " " " L.H.	4B9330 (1 Req'd.)	4B9332
12" " " " "	2B4766	2B4765
12" " " " H.T.	2B8317	2B8337
12" Semi-Skeleton Snow Shoe H.T.	5B7797	5B7795 (15 Req'd.)
		(D.S.) 5B7796 (15 Req'd.)
13" Grouser Shoe	1B1958	1B1970
13" Semi-Skeleton Grouser Shoe H.T.	2B9185	2B9218
13" " " Snow Shoe " "	3B3557	3B3731 (15 Req'd.)
		(D.S.) 3B3730 (15 Req'd.)
13" Angle Shoe	2B4645	2B4641
16" Grouser Shoe	1B1956	1B1971
20" " " "	1B2456	1B2469
20" Angle Shoe	1A811	V-569

2B5484 Track Shoe Bolt - 120 Req'd. for One Track

2B5483 Nut (Used with 2B5484)

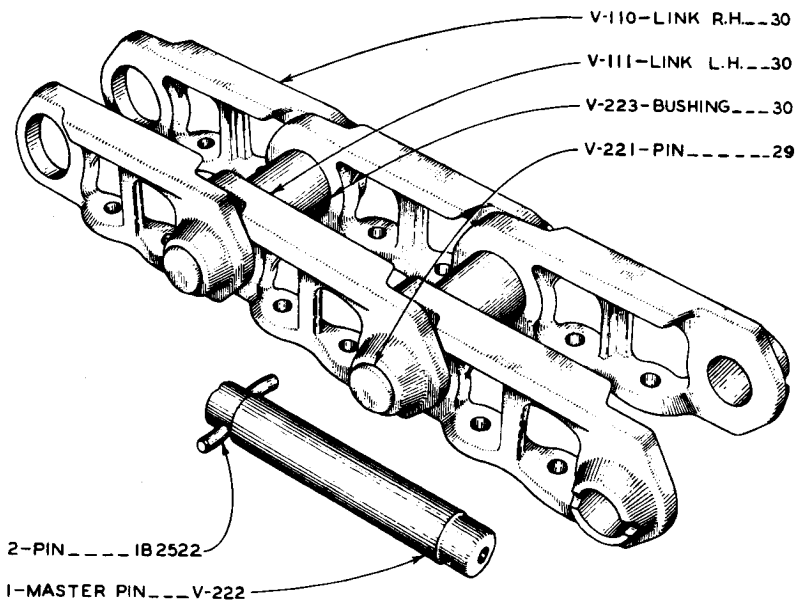
2B4507 Lockwasher (Used with 2B5484)

H.T. - Heat Treated S.S. - Single Spike D.S. - Double Spike

12632

ALWAYS GIVE MACHINE NUMBER WHEN ORDERING PARTS

PARTS CATALOG INSERT



5900

Complete Track Assem.
(2 Req'd. per Tractor)Shoe
(30 Req'd. for
One Track)

7" Grouser Shoe	1A992	1B91
7" " " H.T.	1B1957	1B1969
10" " " V-401-A	V-401-A	V-140
10" " " H.T.	1B687	1B686
10" " " 1" Offset R.H.	3B3165	3B3167
10" " " L.H.	3B3166	3B3168
10" Semi-Skeleton Grouser Shoe H.T.	2B7872	2B7689
10" " " Snow	2B9924	(S.S.) 2B9925 (15 Req'd.) (D.S.) 2B9926 (15 Req'd.)
10" Flat Shoe	1A401	V-803
10" Skeleton Shoe	1A400	V-802
10" Rubber Shoe	V-534-A	Plate V-519 Shoe V-520
12" Grouser Shoe 1" Offset R.H.	4B9329 (1 Req'd.)	4B9331
12" " " L.H.	4B9330 (1 Req'd.)	4B9332
12" " " H.T.	2B4766	2B4765
12" " " 1" Offset R.H.	2B8317	2B8337
12" Semi-Skeleton Snow Shoe H.T.	5B7797	(S.S.) 5B7795 (15 Req'd.) (D.S.) 5B7796 (15 Req'd.)
13" Grouser Shoe	1B1958	1B1970
13" Semi-Skeleton Grouser Shoe H.T.	2B9185	2B9218
13" " " Snow	3B3557	(S.S.) 3B3731 (15 Req'd.) (D.S.) 3B3730 (15 Req'd.)
13" Angle Shoe	2B4645	2B4641
16" Grouser Shoe	1B1959	1B1971
20" " "	1B2456	1B2469
20" Angle Shoe	1A811	V-559

2B5484 Track Shoe Bolt - 120 Req'd. for One Track

2B5483 Nut (Used with 2B5484)

3B4507 Lockwasher (Used with 2B5484)

H.T. - Heat Treated S.S. - Single Spike D.S. - Double Spike

12632

TRACK LINK ASSEMBLY—Non-Counterbored (2 Assemblies Req'd)

6B1471 Track Pin and Bushing Group consists of a complete set
of Pins and Bushings for one Track

ONLY "CATERPILLAR" PARTS GIVE "CATERPILLAR" PERFORMANCE

ALWAYS GIVE SERIAL NUMBER WHEN ORDERING PARTS

TRACK LINK ASSEMBLY—Counterbored (2 Assemblies Req'd)
 686980 Track Pin and Bushing Group consists of a complete set
 of Pins and Bushings for one Track

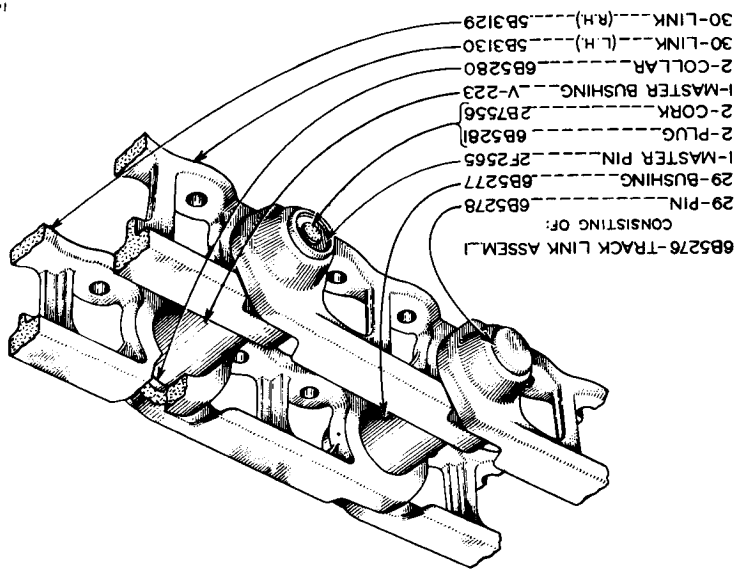
1963B

285484 Track Shoe Bolt - 120 Req'd. for one Track
 285483 Nut (used with 285484)
 384907 Lockwasher (used with 285484)
 H.T. - Heat Treated S.S. - Single Spike D.S. - Double Spike

12" Semi-Skeleton Snow Shoe H.T.	687163	3" Grouser
12" Semi-Skeleton Snow Shoe H.T.	685401	2" Grouser
12" " " " H.T.	685395	" " "
12" " " " H.T.	685407	" " "
12" Grouser Shoe 1" Offset R.H. H.T.	685392	1" L.H. H.T.
10" Rubber Shoe	685391	1" Red'd.
10" Flat Shoe	685499	Shoe
10" Skeleton Shoe	685500	Plate
10" Flat Shoe	685501	V-802
10" Semi-Skeleton Snow Shoe H.T.	687195	V-803
10" Semi-Skeleton Snow Shoe H.T.	685406	3" Grouser
10" " " " H.T.	685394	2" Grouser
10" " " " H.T.	685393	1" Offset R.H.
10" " " " H.T.	685402	1" L.H.
7" Grouser Shoe	685390	H.T.
	685397	

15 Red'd.	687162	S.S. (D.S.)
15 Red'd.	687161	S.S. (S.S.)
15 Red'd.	587796	S.S. (D.S.)
15 Red'd.	587795	S.S. (S.S.)
	288337	
	284765	
	489332	
	489331	
	V-520	
	V-519	
	V-802	
	V-803	
15 Red'd.	687172	S.S. (D.S.)
15 Red'd.	687171	S.S. (S.S.)
15 Red'd.	289926	D.S.
15 Red'd.	289925	S.S.
	383168	
	383167	
	18886	
	V-140	
	181969	
	1891	

Complete Track Group (2 Req'd. Per Tractor)
 Shoe (30 Req'd. for one Track)




14229



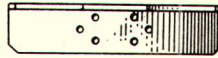
DIRT GROUSER



ICE GROUSER

ICE & DIRT
GROUSER

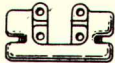
FLAT SHOE



ANGLE SHOE




GROUSER SHOE



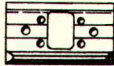
SKELETON SHOE



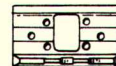
STREET PLATE



RUBBER SHOE

RUBBER SHOE
PLATE

SEMI-SKELETON GROUSER SHOE

SEMI-SKELETON SNOW SHOE
(DOUBLE SPIKE)SEMI-SKELETON SNOW SHOE
(SINGLE SPIKE)

8278

TRACK SHOES, GROUSERS AND STREET PLATES

Name	Complete Group Nos.		Part Number	Unit Part Qty. in		For use on Track Shoes
	(Full Set)	(Half Set)		Full Set	Half Set	
Ice & Dirt Grouser	1B1488	2B3236	V-801	60	30	V-140, 1B886, 1B1970, 1B1971, 1B2469, 2B4765, 2B7689, 2B8337, 2B9218, 2B9925, 2B9926, 3B3167, 3B3168, 3B3730, 3B3731, 4B9331, 4B9332, 5B7795 & 5B7796
Street Plate	1B1493	2B3239	T-332	60	30	
Ice Grouser	1B1483	2B3238	V-807 R.H. V-808 L.H.	30	15	V-802 & V-803
Dirt Grouser	1B1478	2B3237	V-805 R.H. V-806 L.H.	30	15	V-803

T-490 Bolt 2 Req'd. for each Grouser V-801
 T-244 " " " " Street Plate T-332
 1B4204 Nut (Used with T-490 & T-244)
 3B4507 Lockwasher (Used with T-490 & T-244)
 V-819 Bolt 1 Req'd. for each Grouser V-805, V-806, V-807 & V-808
 1D4720 Nut (Used with V-819)
 T-1215 Washer (Used with V-819)
 3B4510 Lockwasher (Used with V-819)

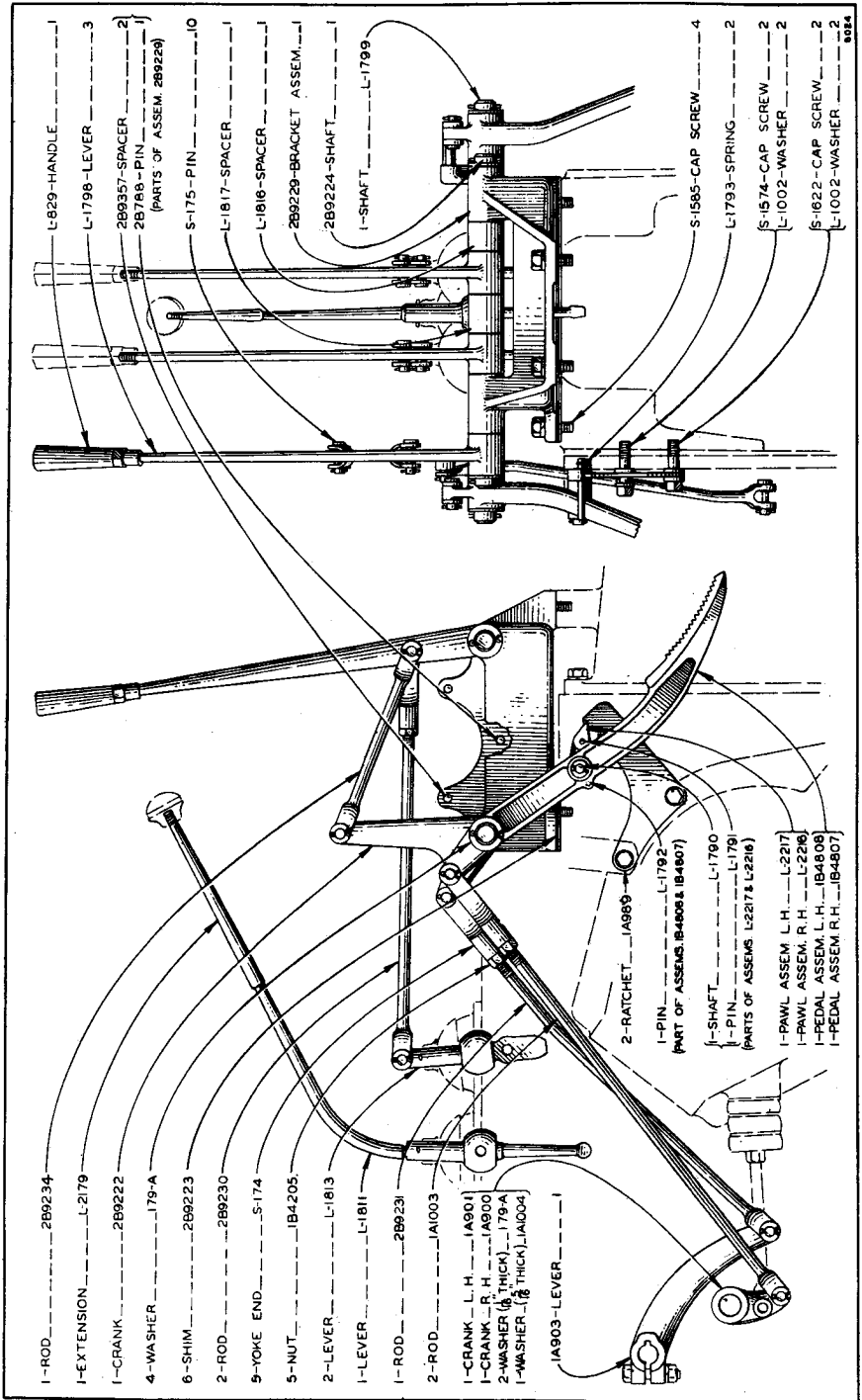
12633

ALWAYS GIVE MACHINE NUMBER WHEN ORDERING PARTS

2B9309	Rear Seat Arrangement		
	Consists of:		
1	Controls Group . . .	Page	73
1	Seat Group	"	74
1	Governor Control		
	Group.	"	74
1	Tool Box Group . . .	"	75
1	Fender Group	"	75
(Machines 5E3504 to 5E3523 Inclusive)			

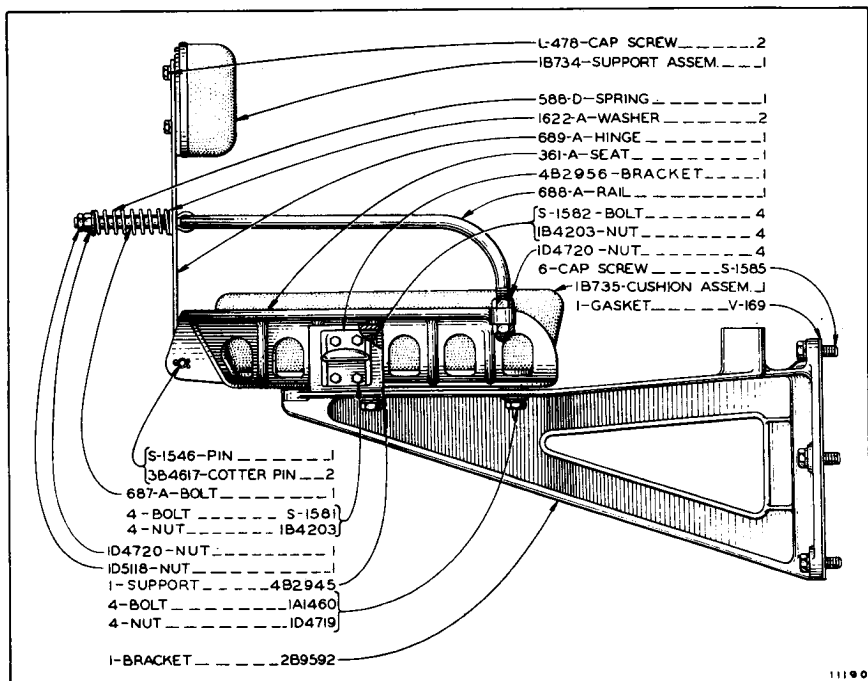
3B5433	Rear Seat Arrangement		
	Consists of:		
1	Controls Group . . .	Page	73
1	Seat Group	"	74
1	Governor Controls		
	Group.	"	74
1	Fender Group	"	75
(Effective with Machine 5E3524)			

2B9817	Rear Seat Arrangement		
	(Orchard Type)		
	Consists of:		
1	Controls Group . . .	Page	73
1	Seat Group	"	74
1	Governor Control		
	Group.	"	74
(Effective with Machine 5E3504)			

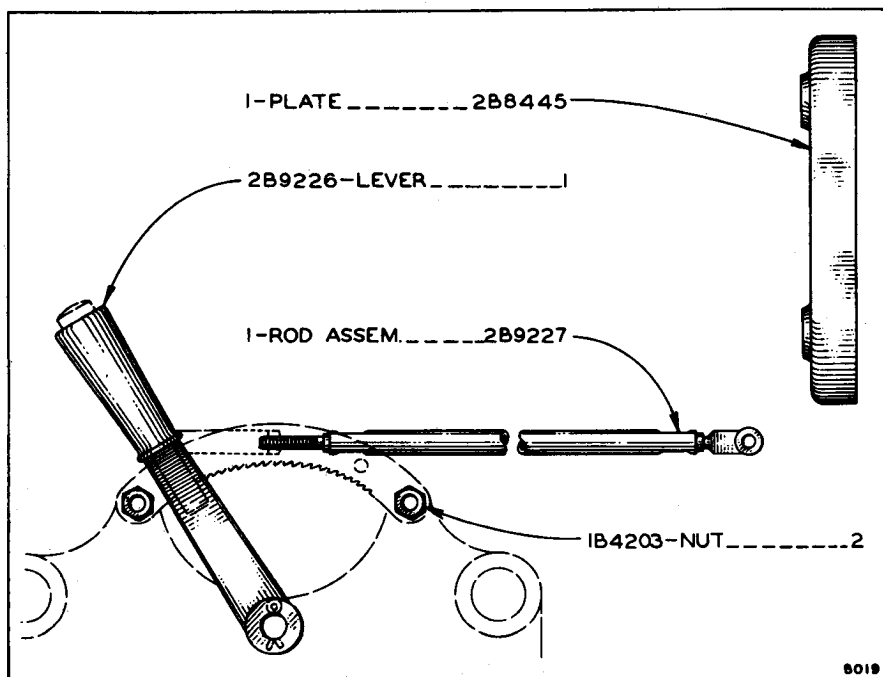


CONTROLS GROUP—REAR SEAT

ALWAYS GIVE MACHINE NUMBER WHEN ORDERING PARTS

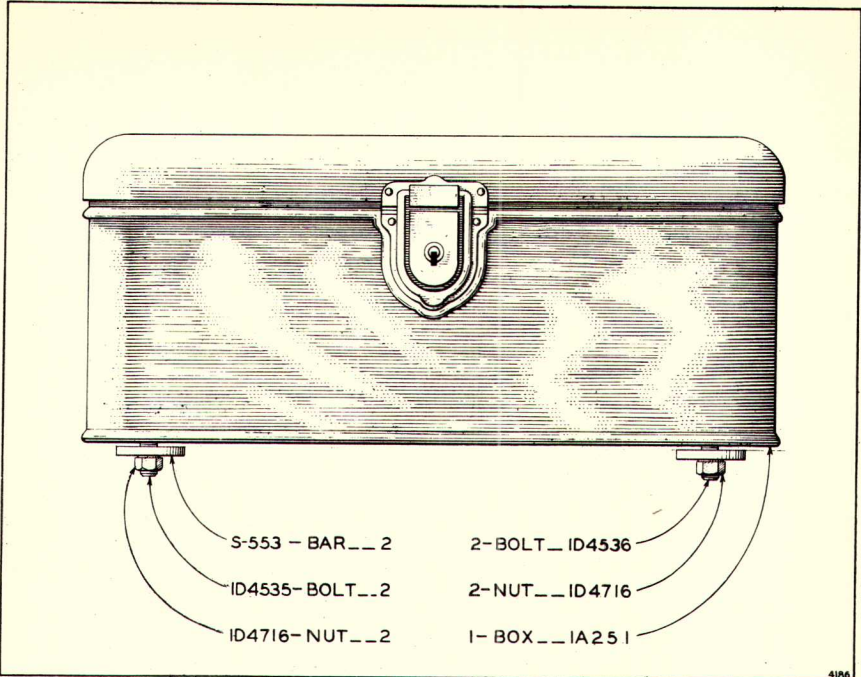


SEAT GROUP—REAR SEAT

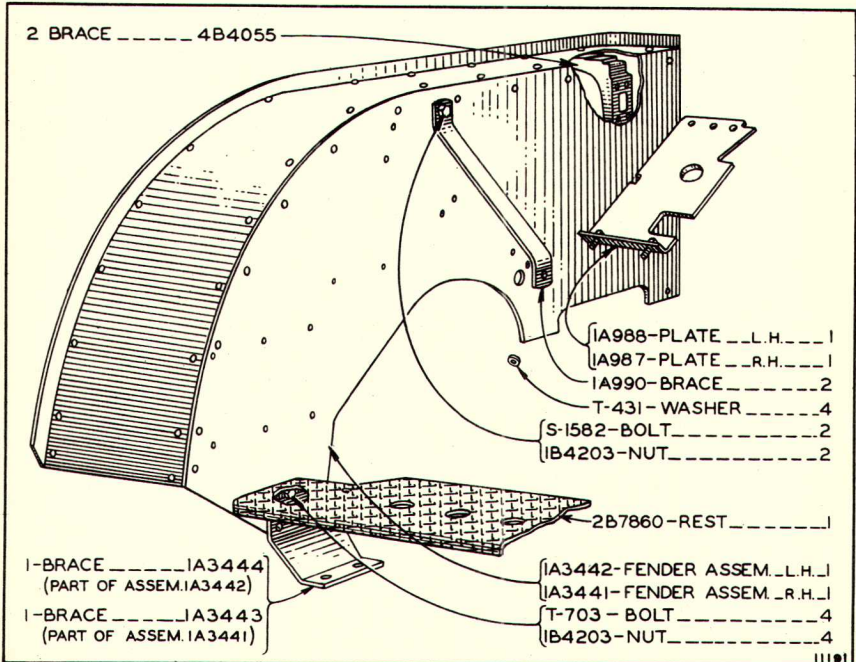


GOVERNOR CONTROL GROUP—REAR SEAT

ALWAYS GIVE MACHINE NUMBER WHEN ORDERING PARTS

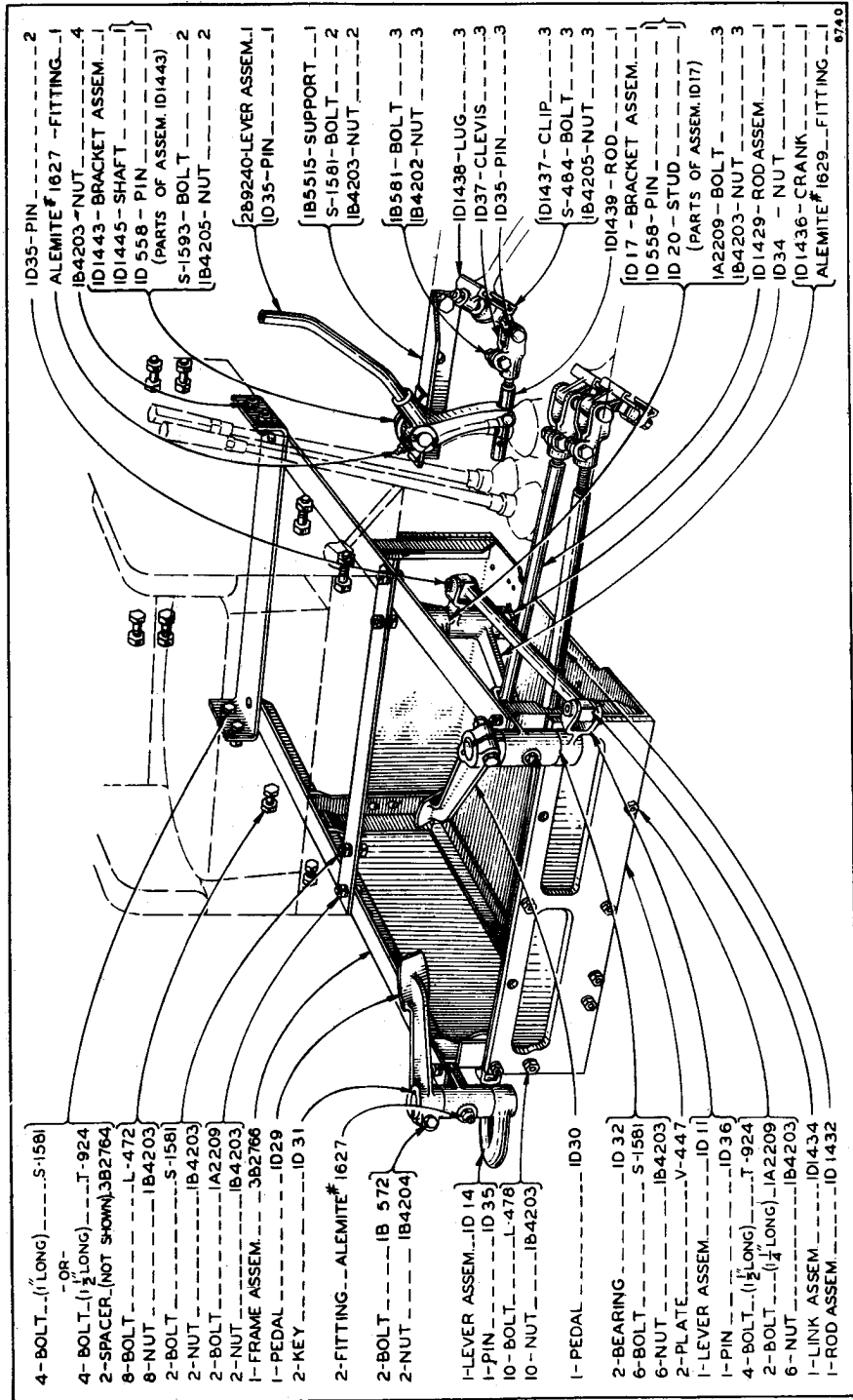


TOOL BOX GROUP—REAR SEAT



FENDER GROUP—REAR SEAT

ALWAYS GIVE MACHINE NUMBER WHEN ORDERING PARTS



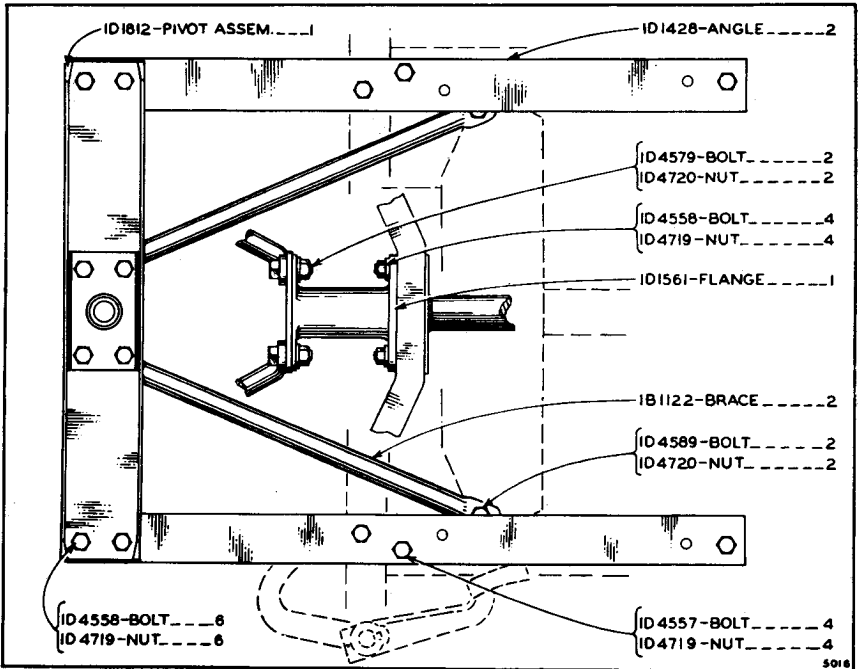
- 4-BOLT_-(1" LONG)-----S-1581
- OR-
- 4-BOLT_-(1 1/2" LONG)-----T-924
- 2-SPACER_(NOT SHOWN)3B2764
- 6-BOLT-----L-472
- 6-NUT-----IB4203
- 2-BOLT-----S-1581
- 2-NUT-----IB4203
- 2-BOLT-----IA2209
- 2-NUT-----IB4203
- 1-FRAME ASSEM.-----3B2766
- 1-PEDAL-----ID29
- 2-KEY-----ID 31
- 2-FITTING_--ALEMITE# 1627
- 2-BOLT-----IB 572
- 2-NUT-----IB4204
- 1-LEVER ASSEM...ID 14
- 1-PIN-----ID 35
- 10-BOLT-----L-478
- 10-NUT-----IB4203
- 1-PEDAL-----ID 30
- 2-BEARING-----ID 32
- 6-BOLT-----S-1581
- 6-NUT-----IB4203
- 2-PLATE-----V-447
- 1-LEVER ASSEM.-----ID 11
- 1-PIN-----ID 36
- 4-BOLT_-(1 1/2" LONG)-----T-924
- 2-BOLT-----1/4" LONG)-----IA2209
- 6-NUT-----IB4203
- 1-LINK ASSEM.-----ID1434
- 1-ROD ASSEM.-----ID 1432

- ID35-PIN-----2
- ALEMITE# 1627 --FITTING_--1
- IB4203-NUT-----4
- ID1443-BRACKET ASSEM.---1
- ID1445-SHAFT-----1
- ID 558-PIN-----1
- (PARTS OF ASSEM. ID1443)
- S-1593-BOLT-----2
- IB4205-NUT-----2
- 2B9240-LEVER ASSEM.1
- ID 35-PIN-----1
- IB5515-SUPPORT---1
- S-1581-BOLT-----2
- IB4203-NUT-----2
- IB5861-BOLT-----3
- IB4202-NUT-----3
- ID1438-LUG-----3
- ID37-CLEVIS-----3
- ID35-PIN-----3
- ID1437-CLIP-----3
- S-484-BOLT-----3
- IB4205-NUT-----3
- ID1439-ROD-----1
- ID17-BRACKET ASSEM.---1
- ID558-PIN-----1
- ID 20-STUD-----1
- (PARTS OF ASSEM. ID17)
- IA2209-BOLT-----3
- IB4203-NUT-----3
- ID1429-ROD ASSEM.---1
- ID34-NUT-----1
- ID1436-CRANK-----1
- ALEMITE# 1629--FITTING_--1

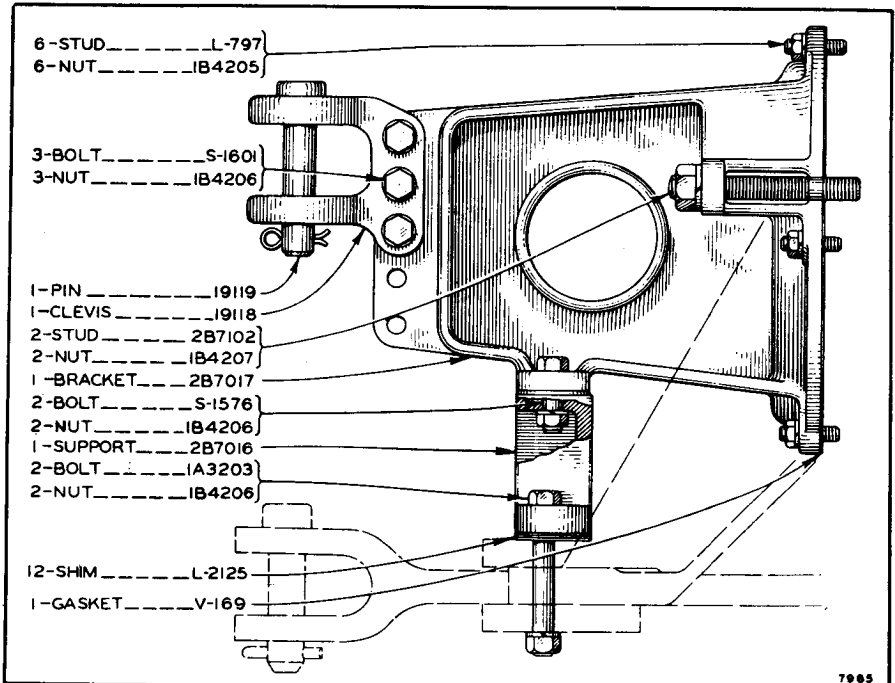
1B6531 SIDE SEAT

674.0

ALWAYS GIVE MACHINE NUMBER WHEN ORDERING PARTS

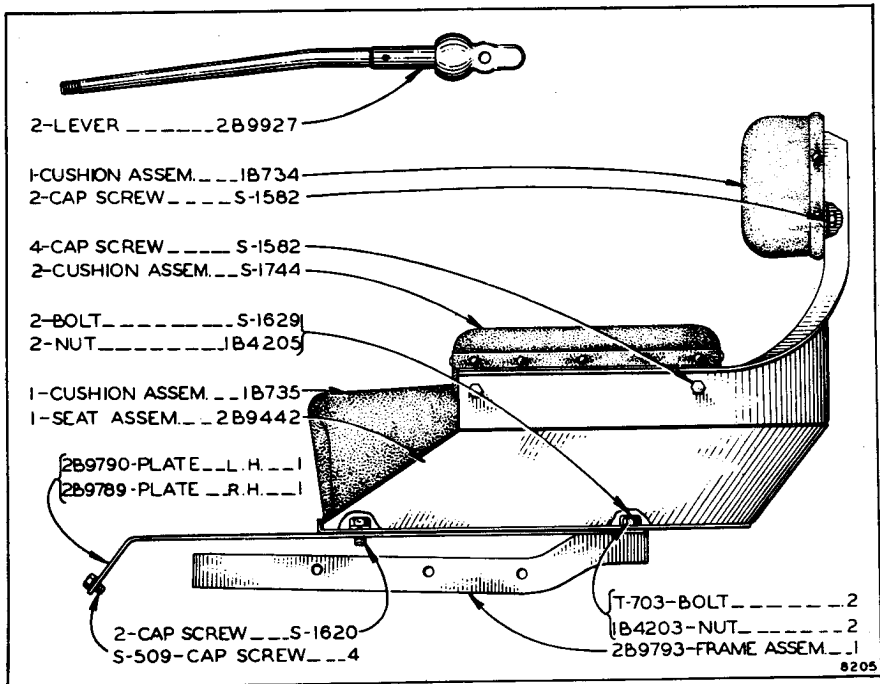


1B1094 TRAILER PATROL HAND CONTROL BRACKET
(For use with Side Seat)

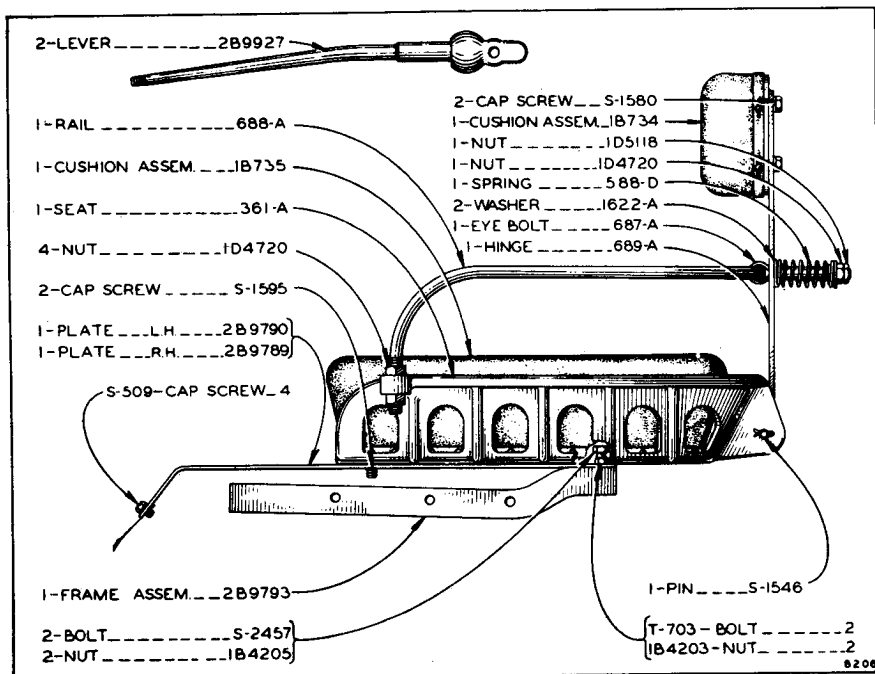


2B6700 HIGH DRAWBAR

ALWAYS GIVE MACHINE NUMBER WHEN ORDERING PARTS

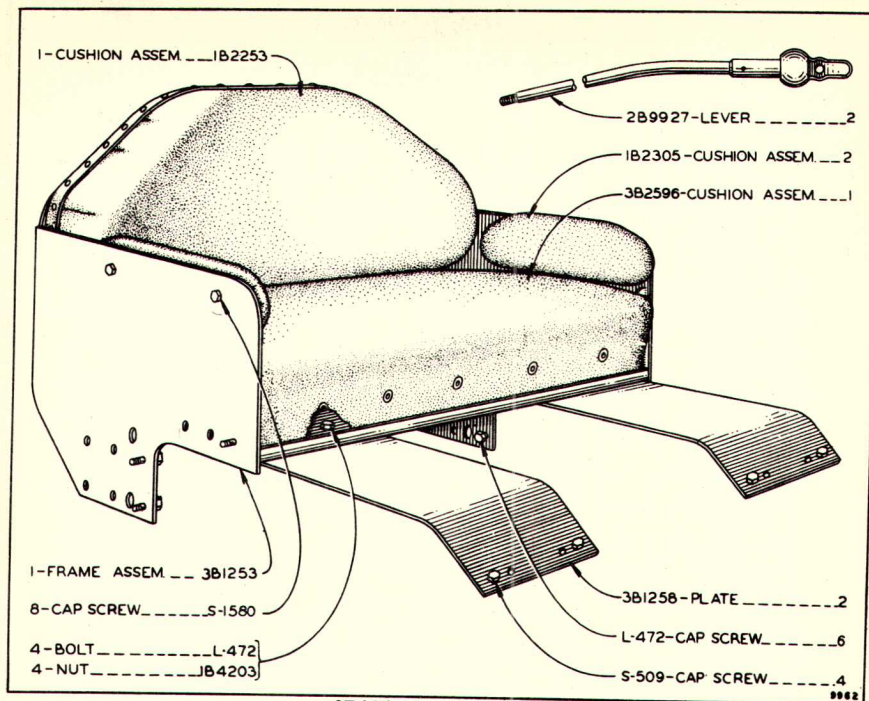


2B9816 Low Top SEAT
(For use with Orchard Type Fenders)

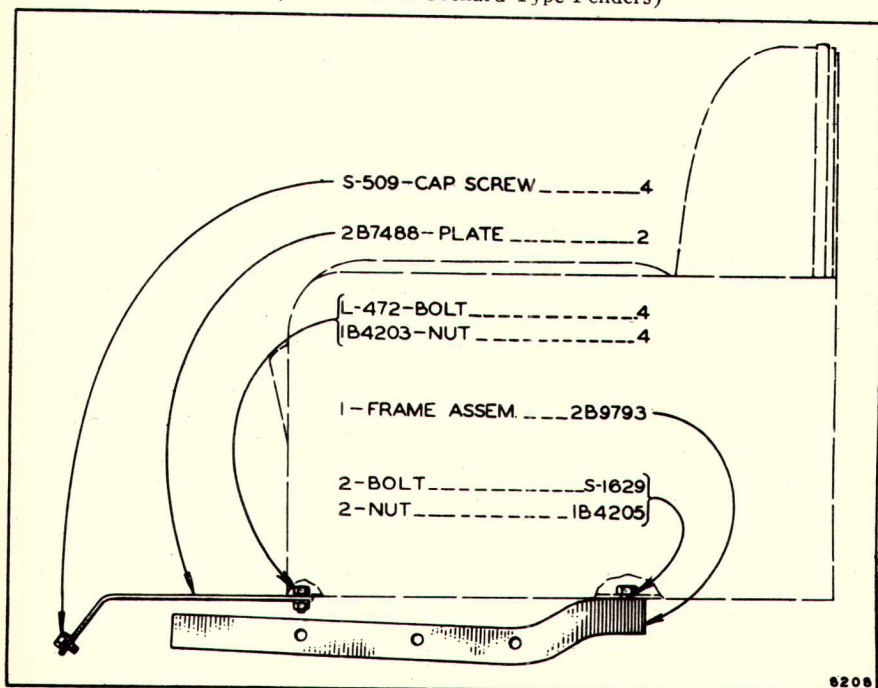


3B69 Low Top SEAT
(For use with Orchard Type Fenders)

ALWAYS GIVE MACHINE NUMBER WHEN ORDERING PARTS

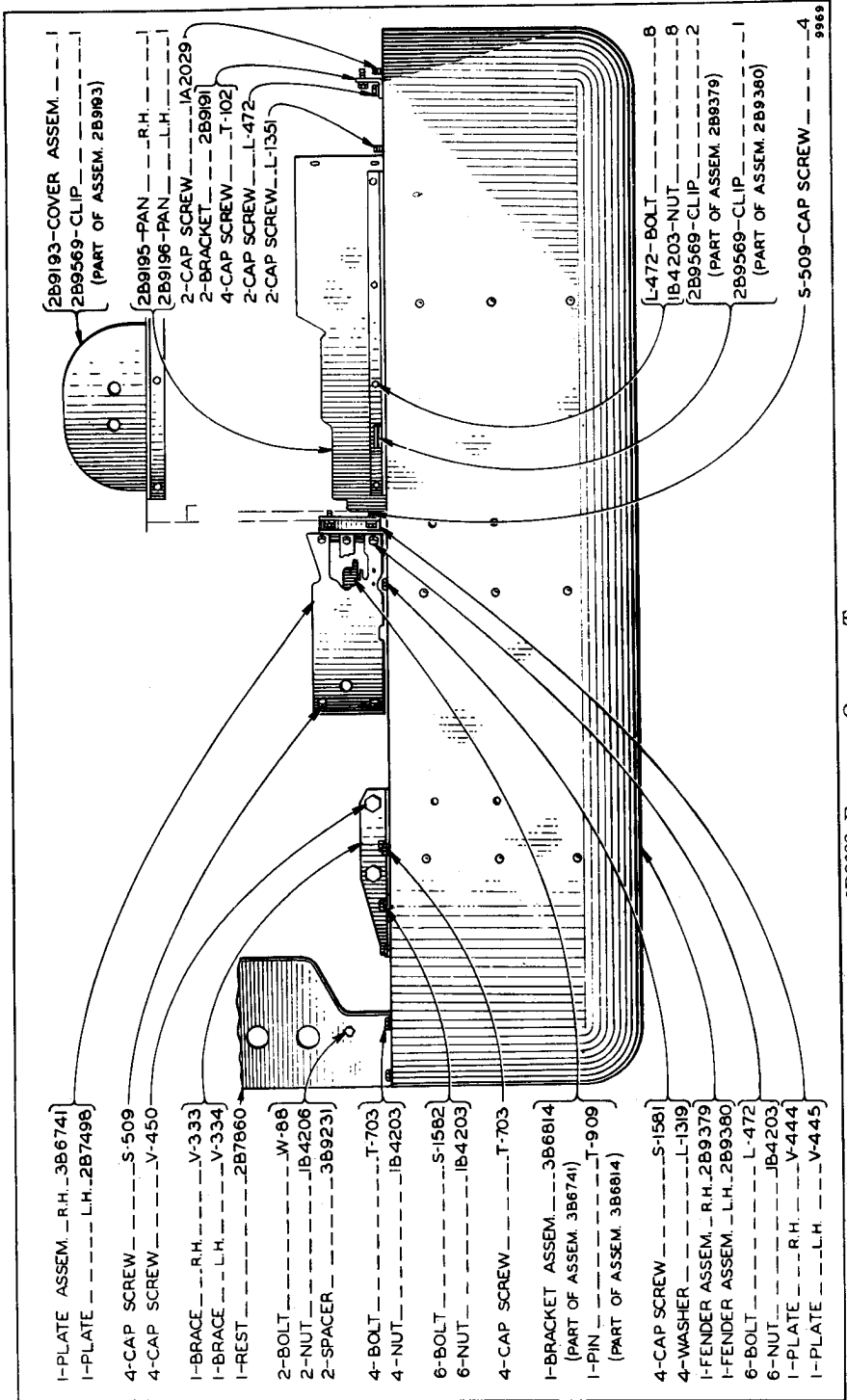


3B1254 Low Top SEAT
(For use with Orchard Type Fenders)



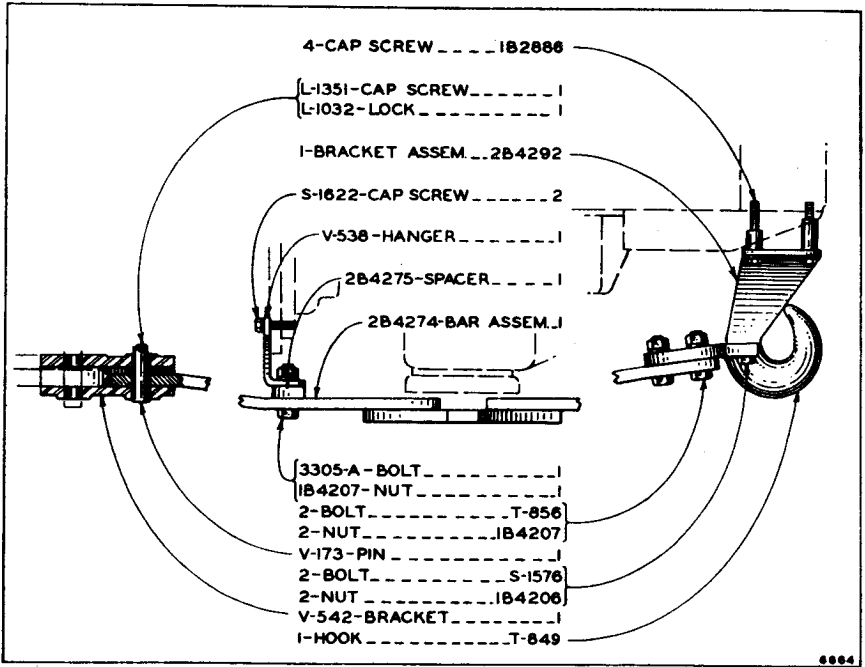
3B70 SEAT SUPPORT
(For use with Orchard Type Fenders)

ALWAYS GIVE MACHINE NUMBER WHEN ORDERING PARTS

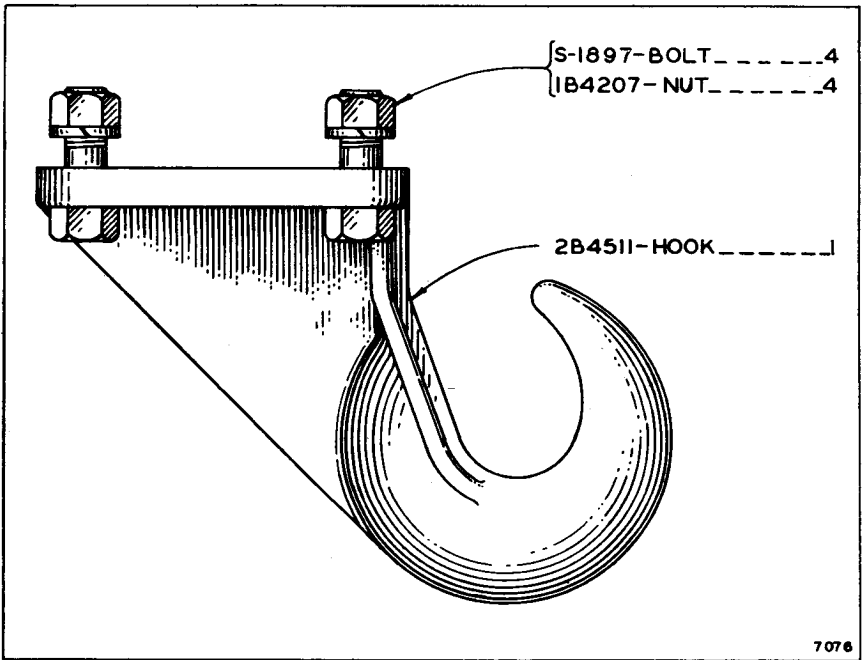


2B9388 FENDERS—ORCHARD TYPE

ALWAYS GIVE MACHINE NUMBER WHEN ORDERING PARTS

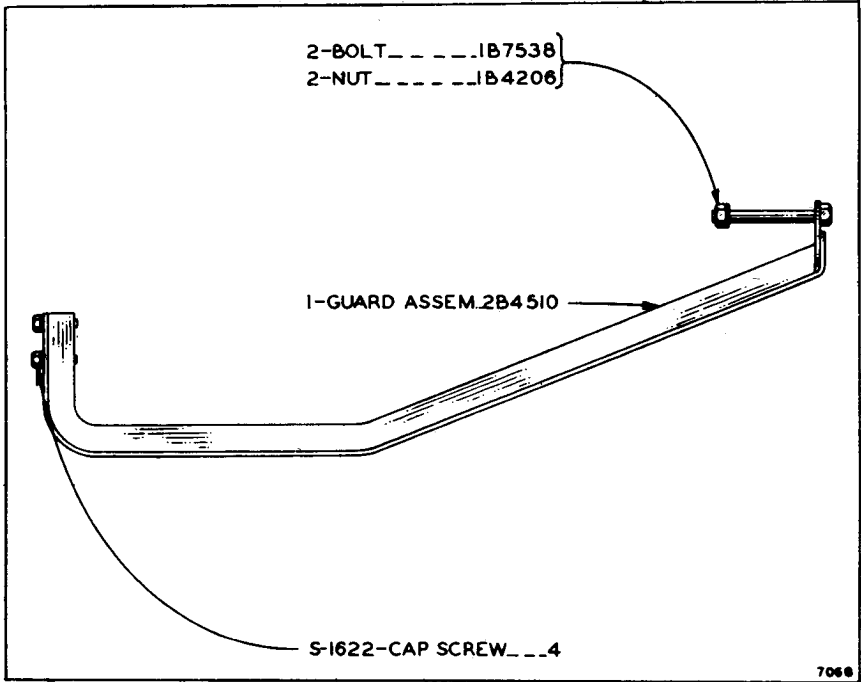


2B3217 FRONT PULL HOOK

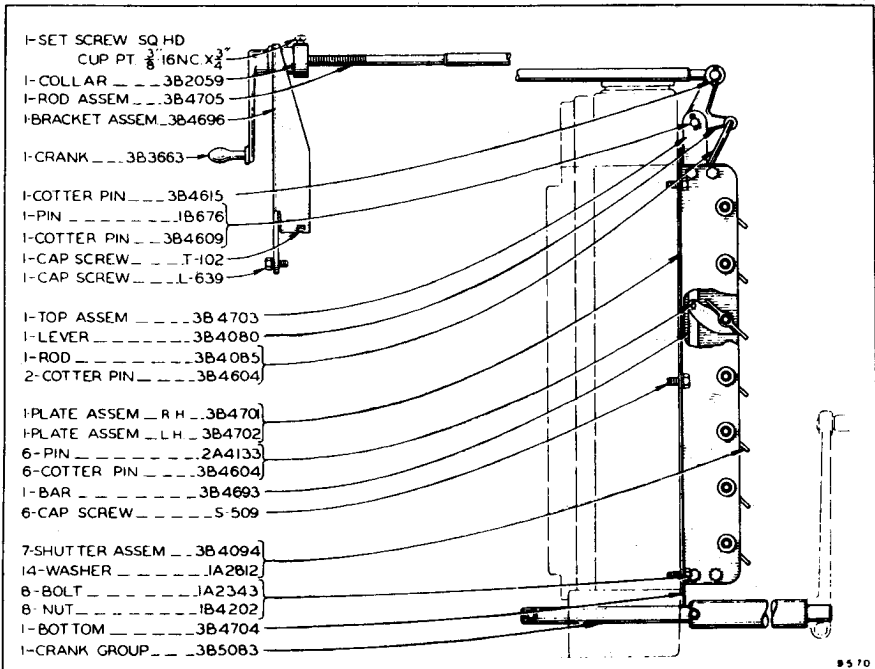


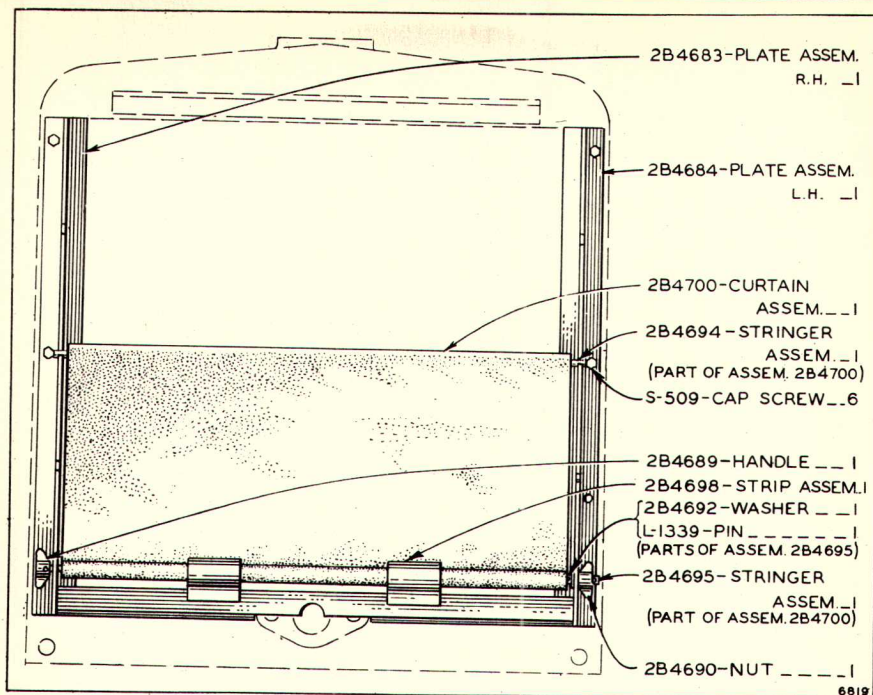
2B4512 FRONT PULL HOOK
(For use with Crankcase Guard)

ALWAYS GIVE MACHINE NUMBER WHEN ORDERING PARTS

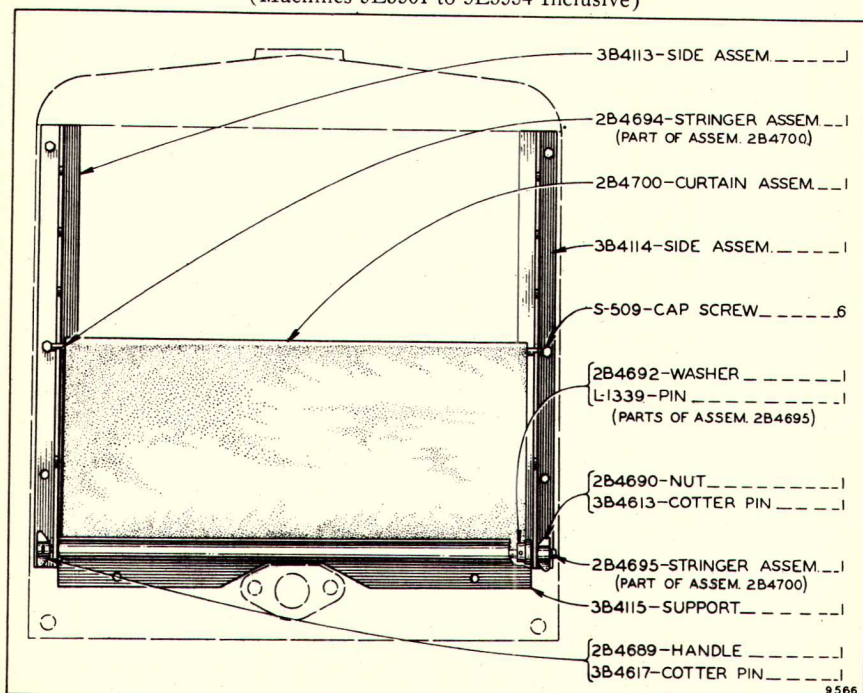


2B3229 CRANKCASE GUARD

3B4706 RADIATOR SHUTTER
(Effective with Machine 5E3535)**ALWAYS GIVE MACHINE NUMBER WHEN ORDERING PARTS**

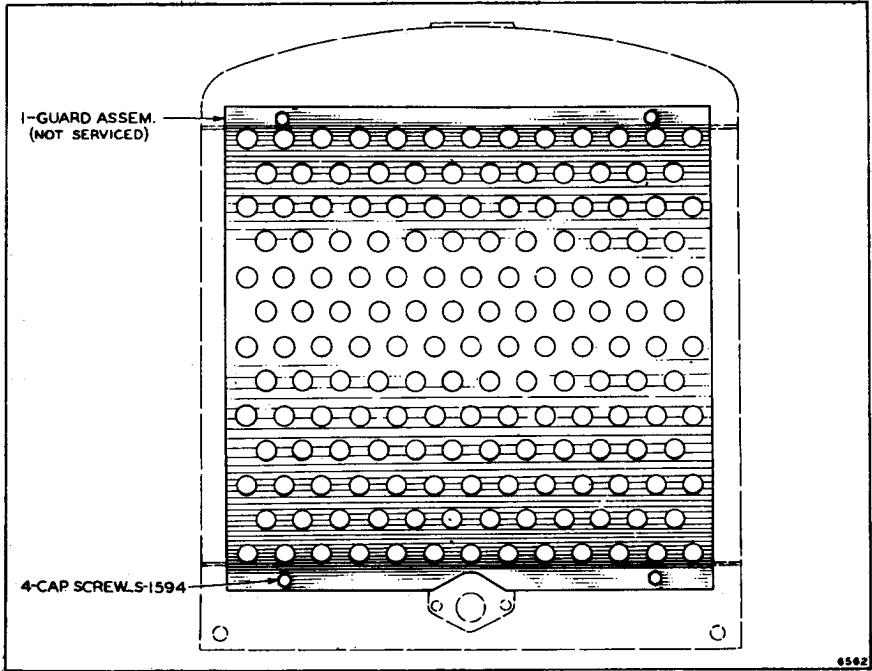


2B3216 RADIATOR CURTAIN
(Machines 5E3501 to 5E3534 Inclusive)

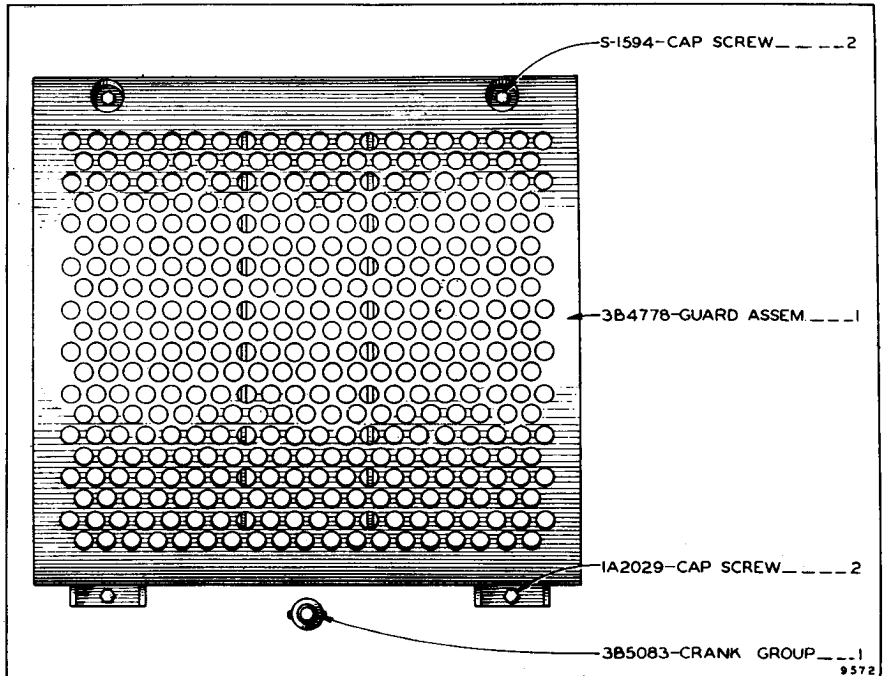


3B4116 RADIATOR CURTAIN
(Effective with Machine 5E3535)

ALWAYS GIVE MACHINE NUMBER WHEN ORDERING PARTS

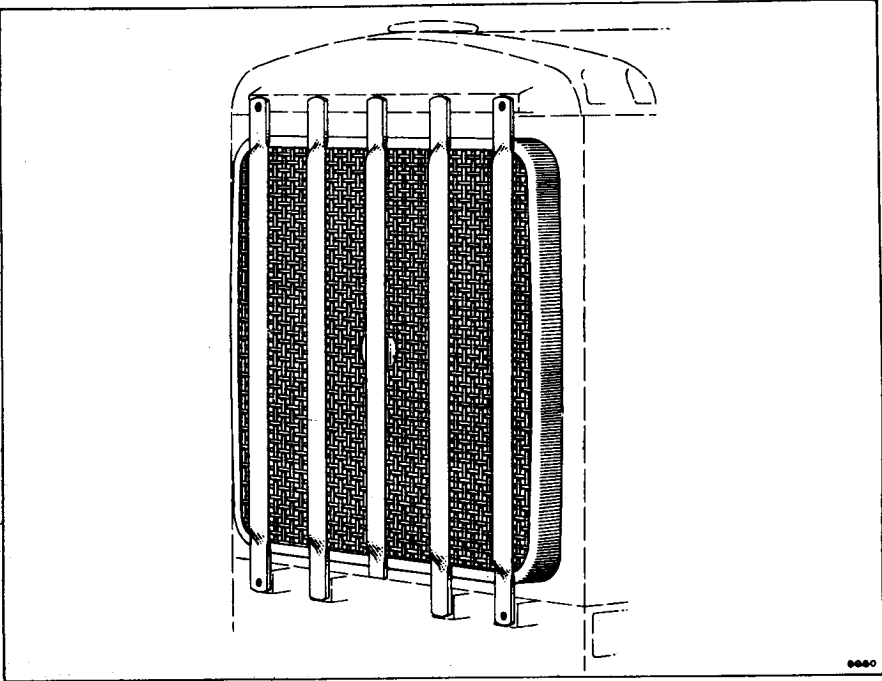


2B3230 RADIATOR GUARD
(Machines 5E3501 to 5E3534 Inclusive)

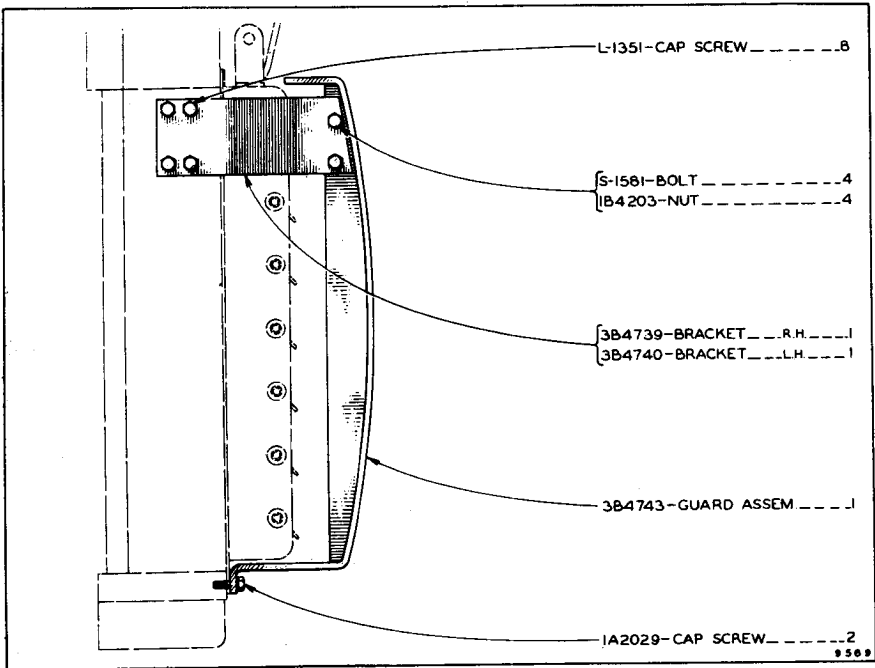


3B4776 RADIATOR GUARD
(Effective with Machine 5E3535)

ALWAYS GIVE MACHINE NUMBER WHEN ORDERING PARTS

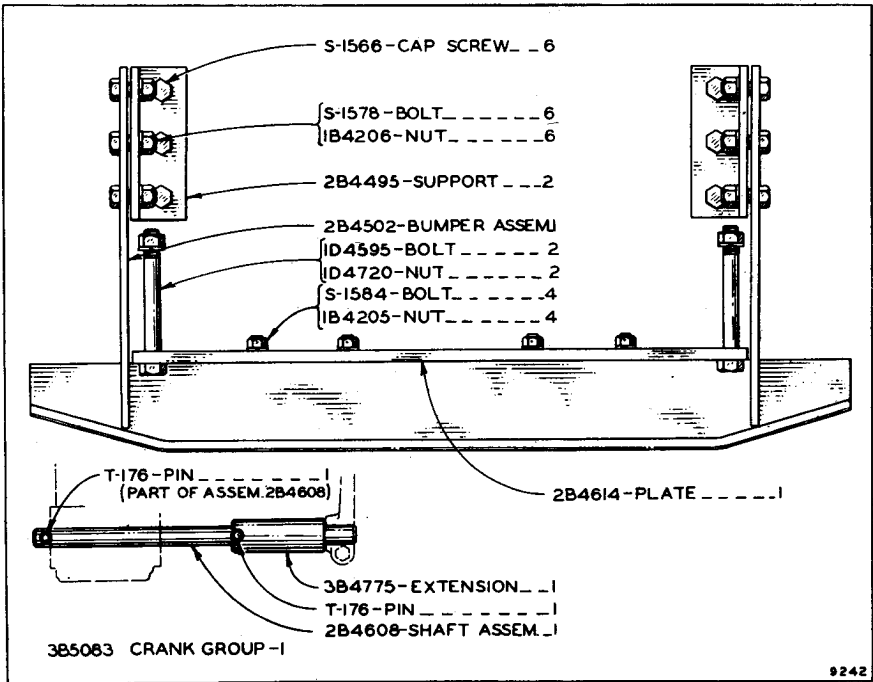


2B9258 RADIATOR GUARD—ORCHARD TYPE
(Machines 5E3501 to 5E3534 Inclusive)

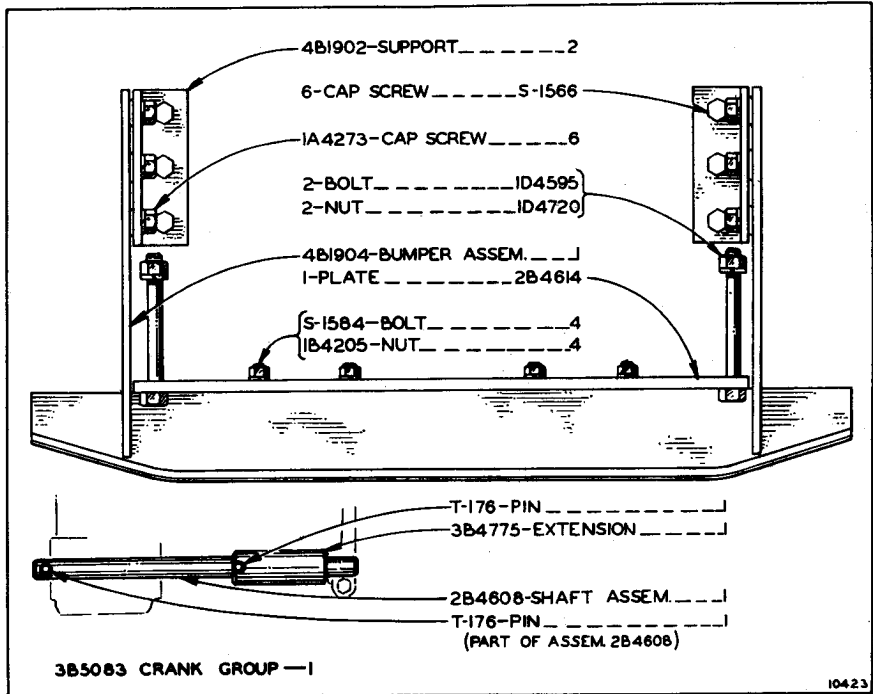


3B4744 RADIATOR GUARD (For use with Shutter)
(Effective with Machine 5E3535)

ALWAYS GIVE MACHINE NUMBER WHEN ORDERING PARTS

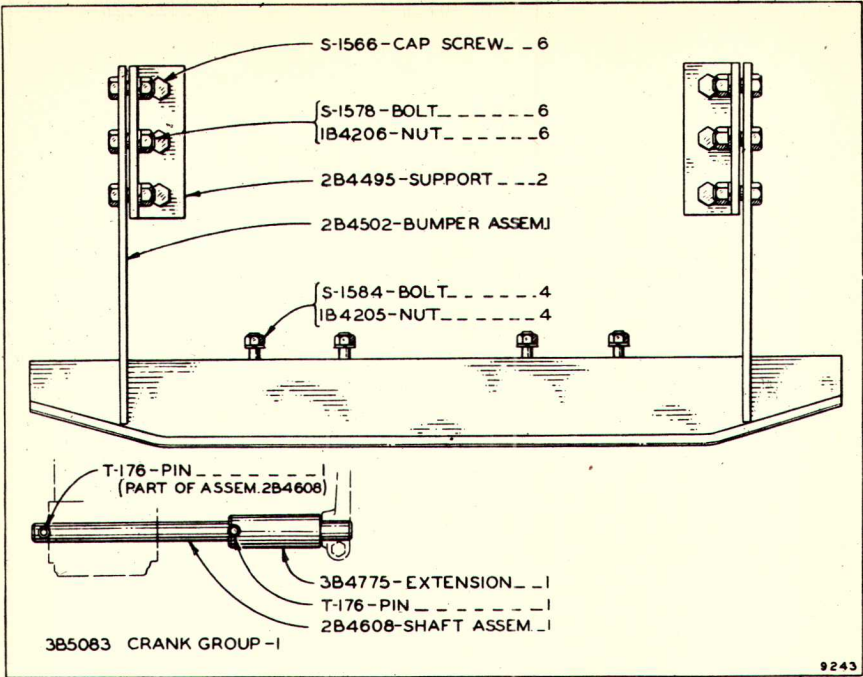


2B4615 FRONT BUMPER

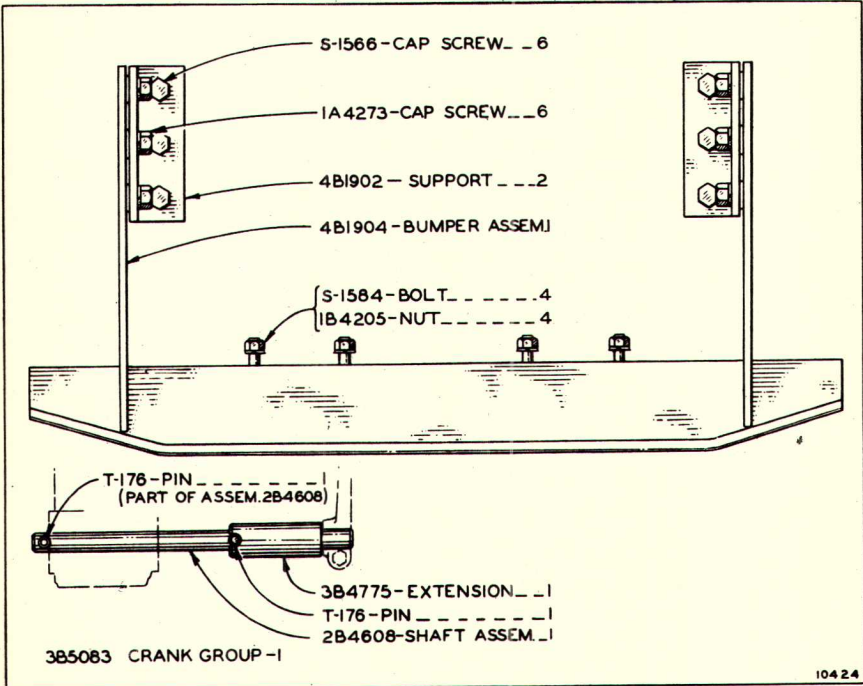


4B1906 FRONT BUMPER

ALWAYS GIVE MACHINE NUMBER WHEN ORDERING PARTS



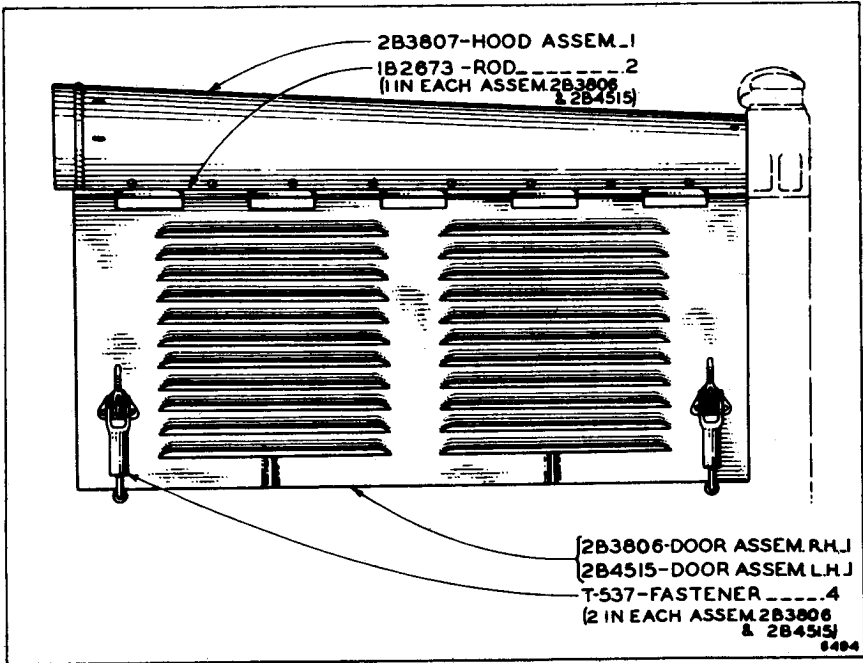
2B4503 FRONT BUMPER
(For use with Crankcase Guard)



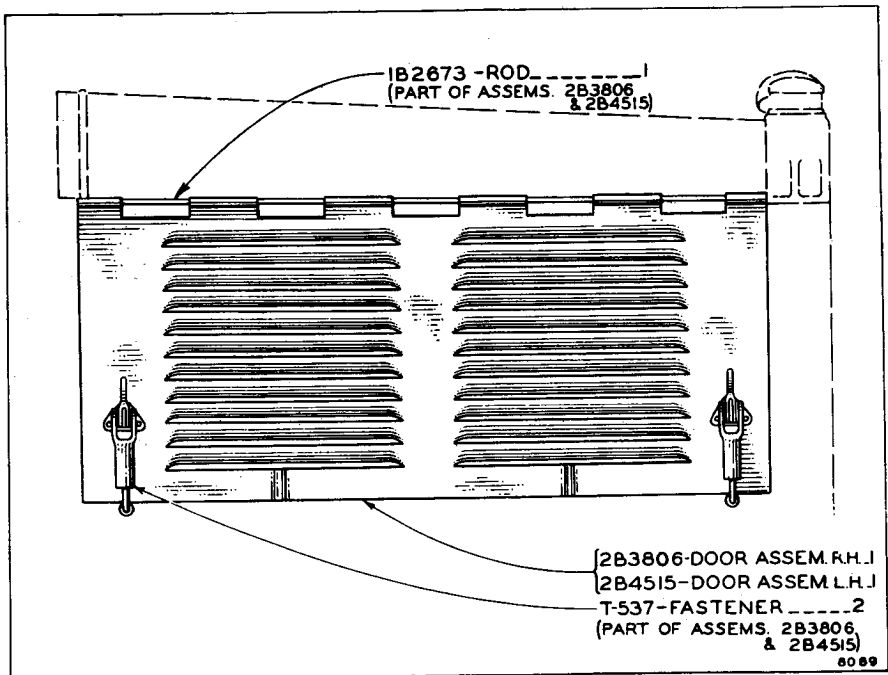
4B1905 FRONT BUMPER
(For use with Crankcase Guard)

ALWAYS GIVE MACHINE NUMBER WHEN ORDERING PARTS

"CATERPILLAR" R2 TRACTOR

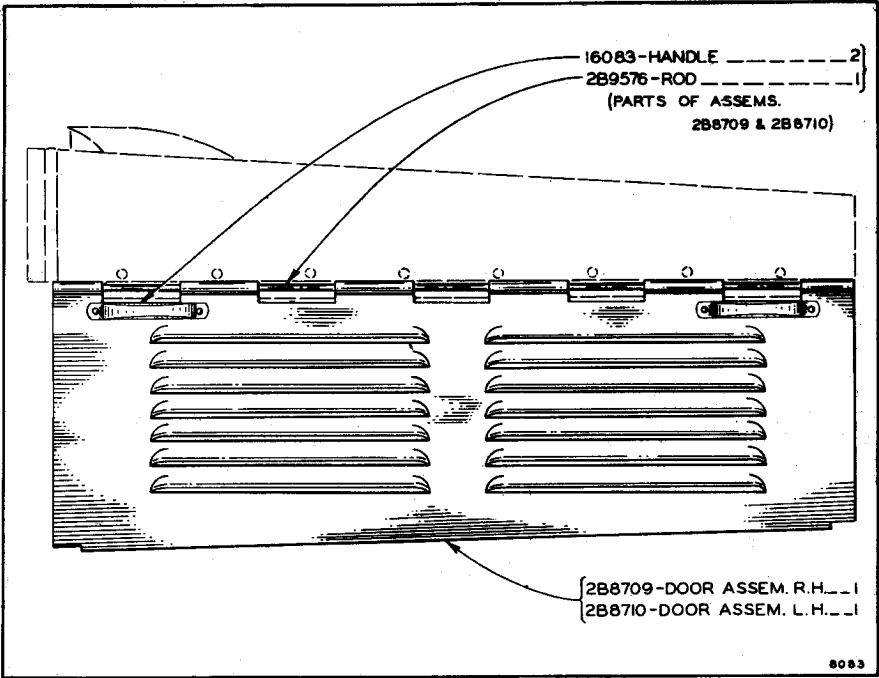


2B3810 Hood Doors
 (Machines 5E3501 to 5E3517 Inclusive)

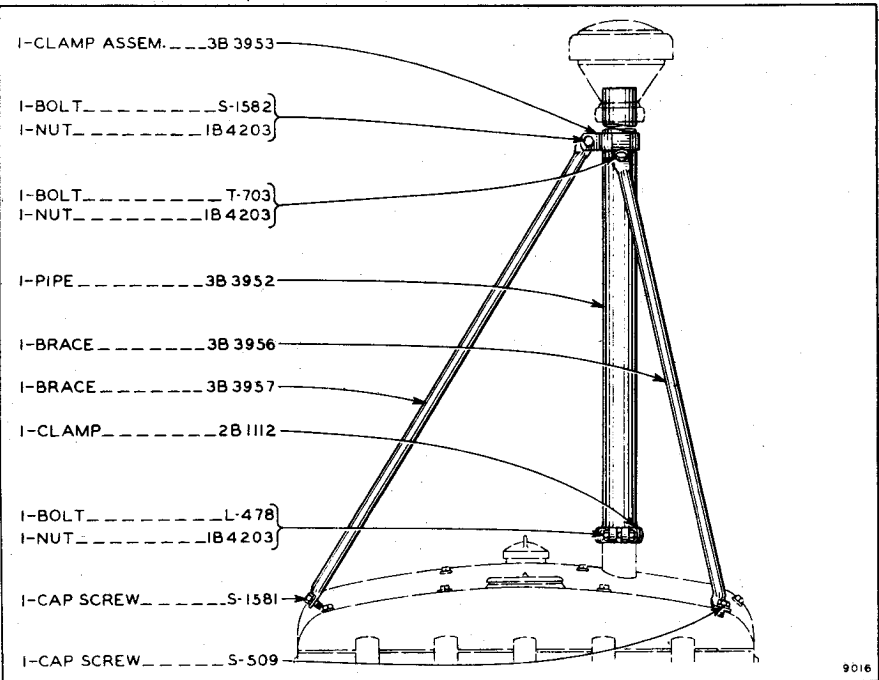


2B9311 Hood Doors
 (Effective with Machine 5E3518)

ALWAYS GIVE MACHINE NUMBER WHEN ORDERING PARTS

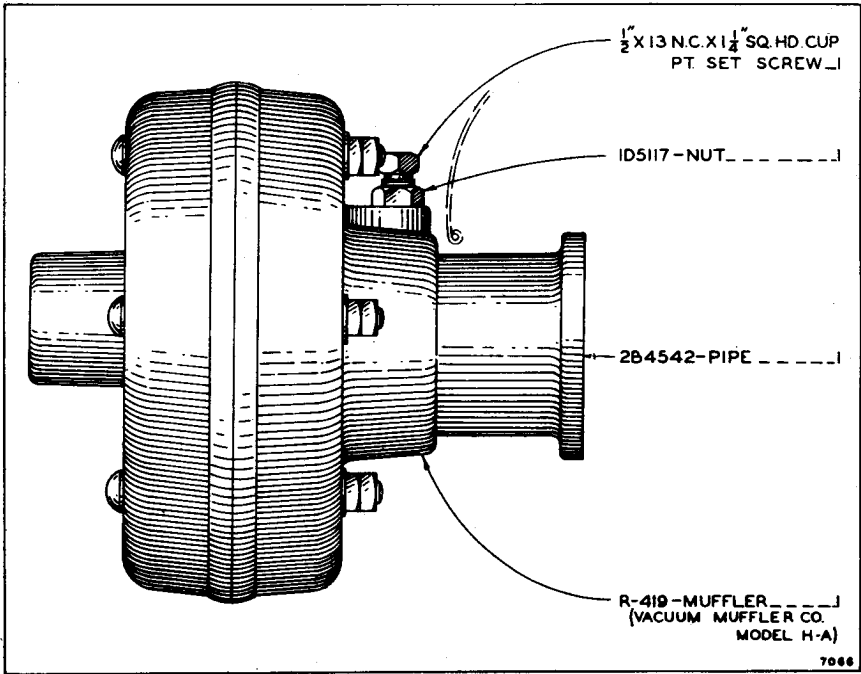


2B9593 Hood Doors
 (For use with Orchard Type Fenders)

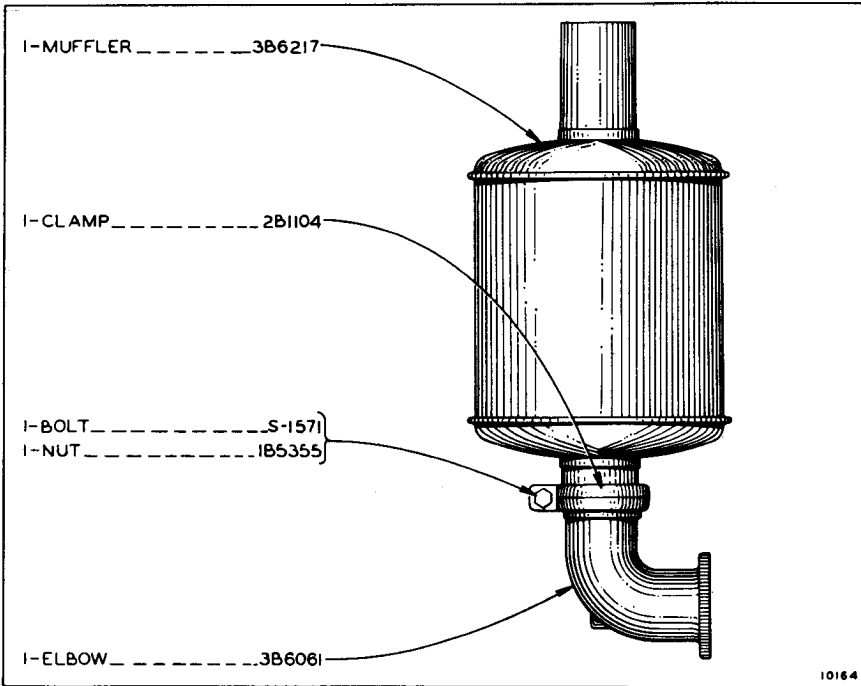


3B3958 AIR CLEANER INLET PIPE EXTENSION
 (Effective with Machine 5E3518)

ALWAYS GIVE MACHINE NUMBER WHEN ORDERING PARTS

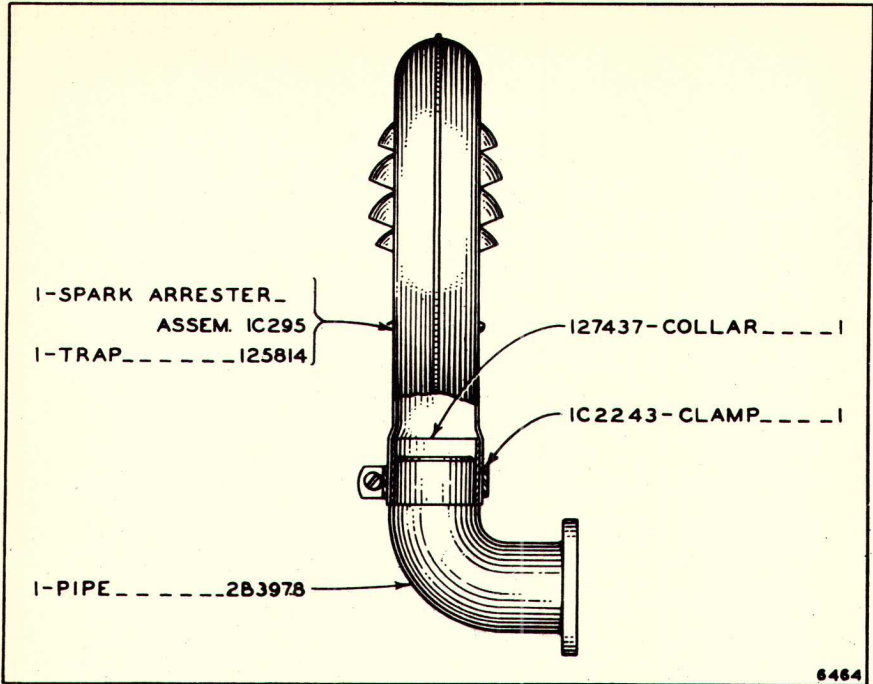


2B3223 MUFFLER

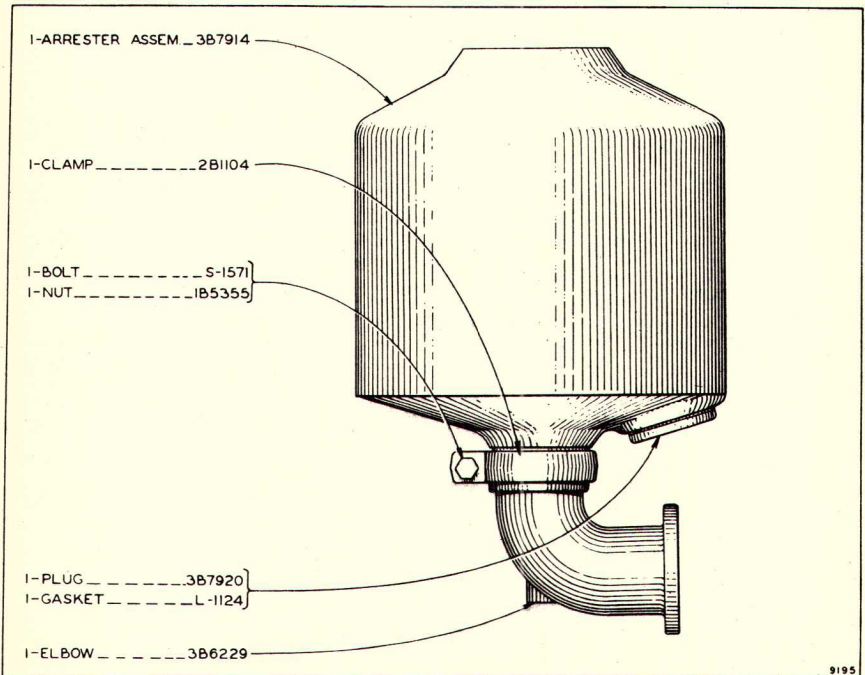


3B6231 MUFFLER

ALWAYS GIVE MACHINE NUMBER WHEN ORDERING PARTS

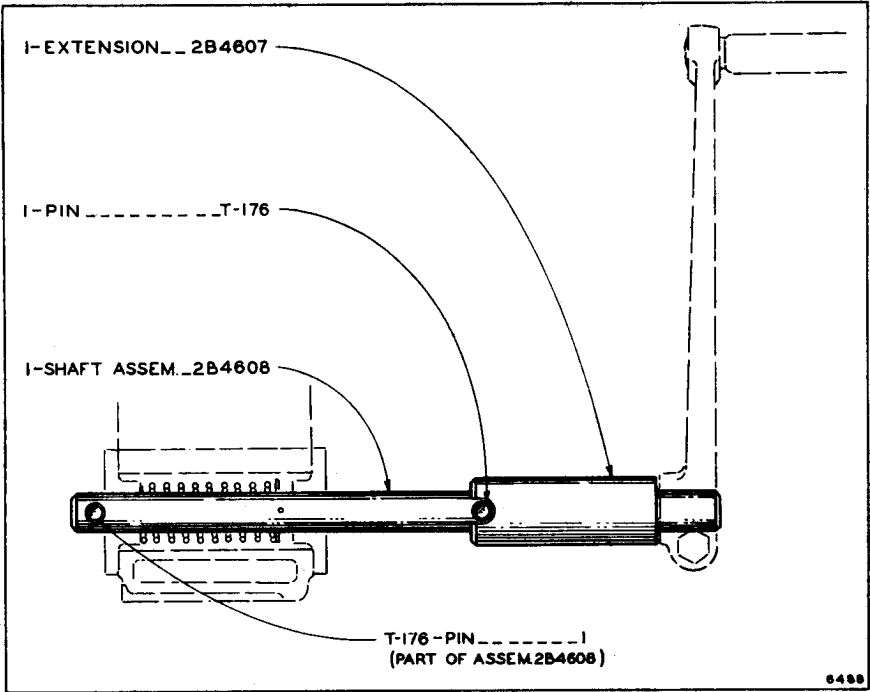


2B3213 SPARK ARRESTER

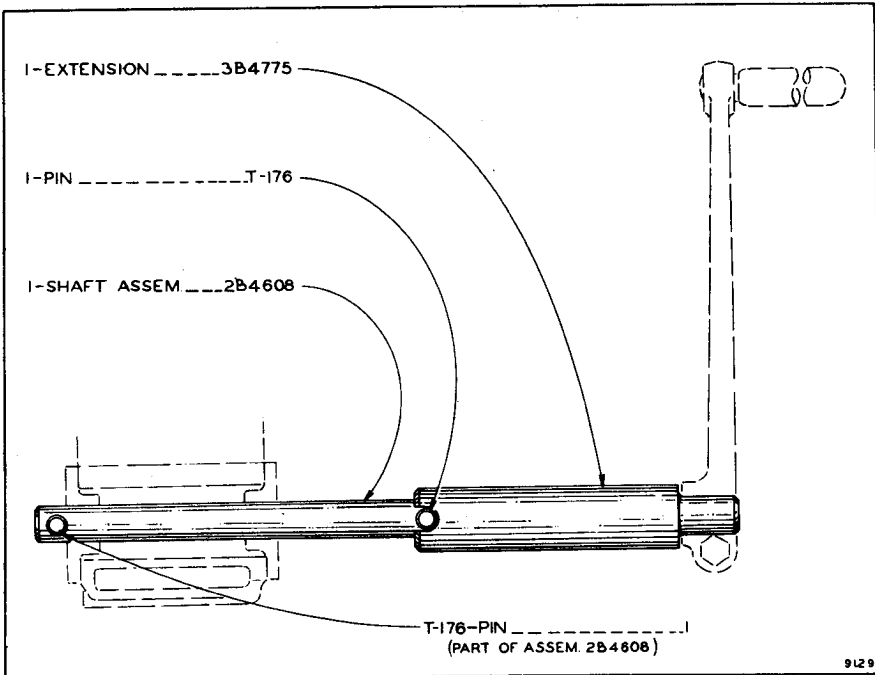


3B5460 SPARK ARRESTER

ALWAYS GIVE MACHINE NUMBER WHEN ORDERING PARTS

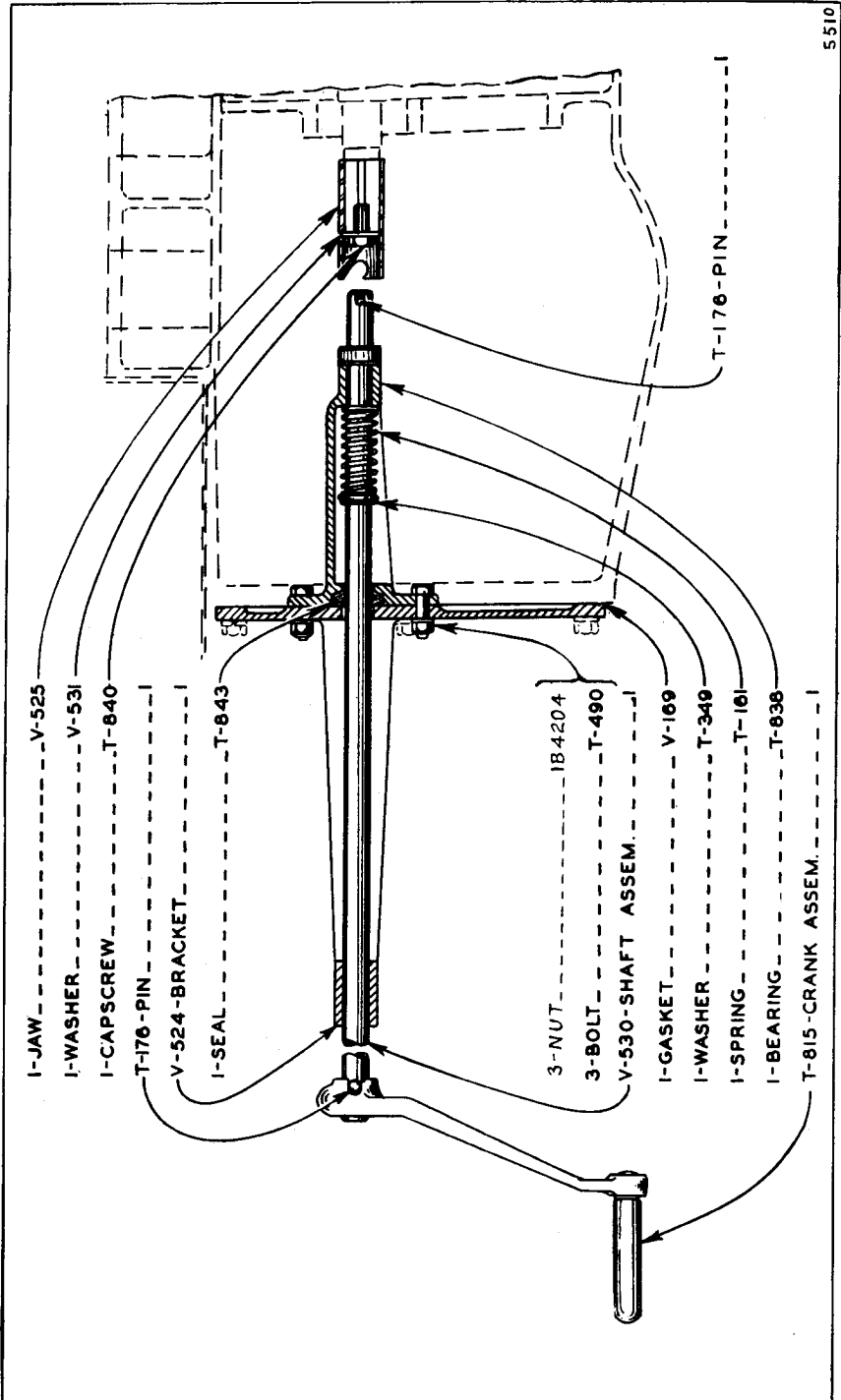


2B4633 DETACHABLE STARTING CRANK



3B5083 DETACHABLE STARTING CRANK

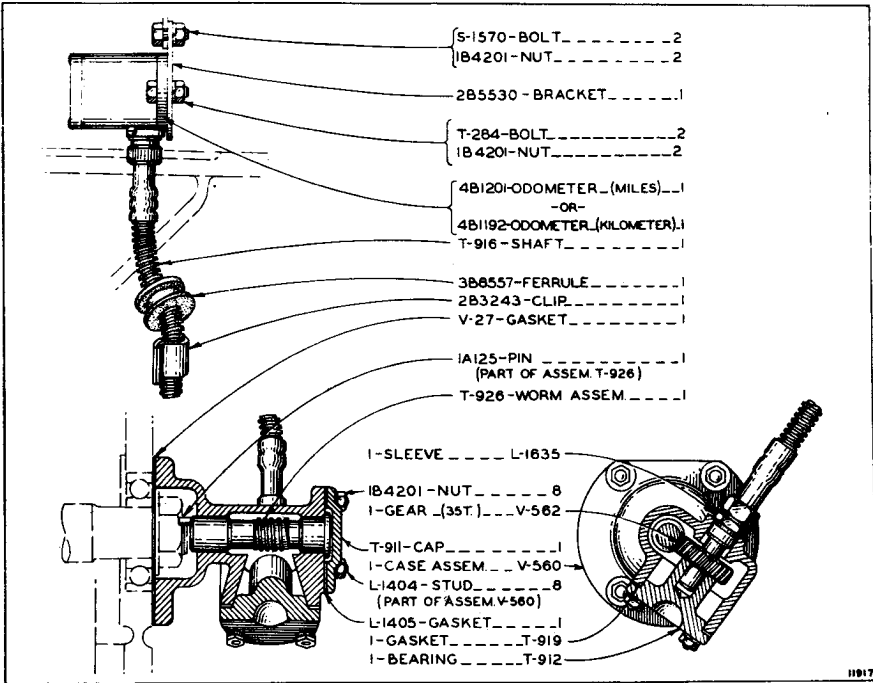
ALWAYS GIVE MACHINE NUMBER WHEN ORDERING PARTS



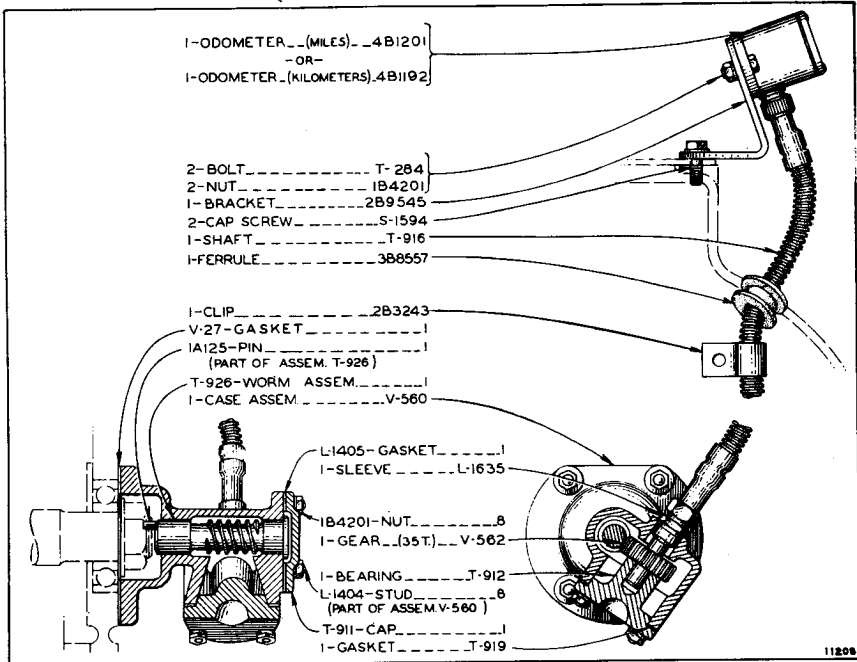
5510

V-532-A REAR STARTING CRANK

ALWAYS GIVE MACHINE NUMBER WHEN ORDERING PARTS

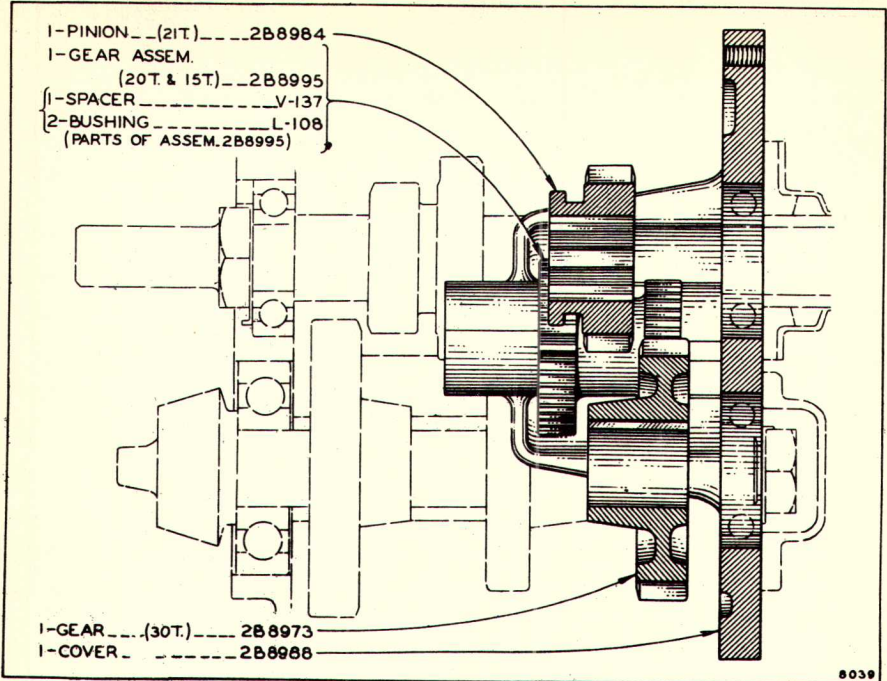


2B3224 ODOMETER—MILES
 2B5419 ODOMETER—KILOMETERS
 (Machines 5E3501 to 5E3503 Inclusive)



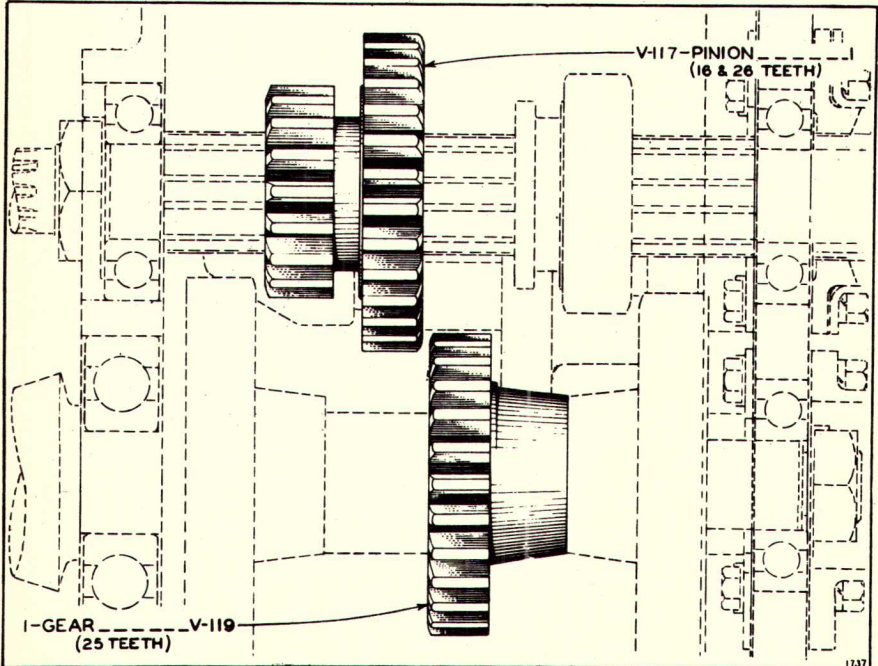
2B9558 ODOMETER—MILES
 2B9559 ODOMETER—KILOMETERS
 (Effective with Machine 5E3504)

ALWAYS GIVE MACHINE NUMBER WHEN ORDERING PARTS



2B8996 SPECIAL INTERMEDIATE AND REVERSE GEAR GROUP

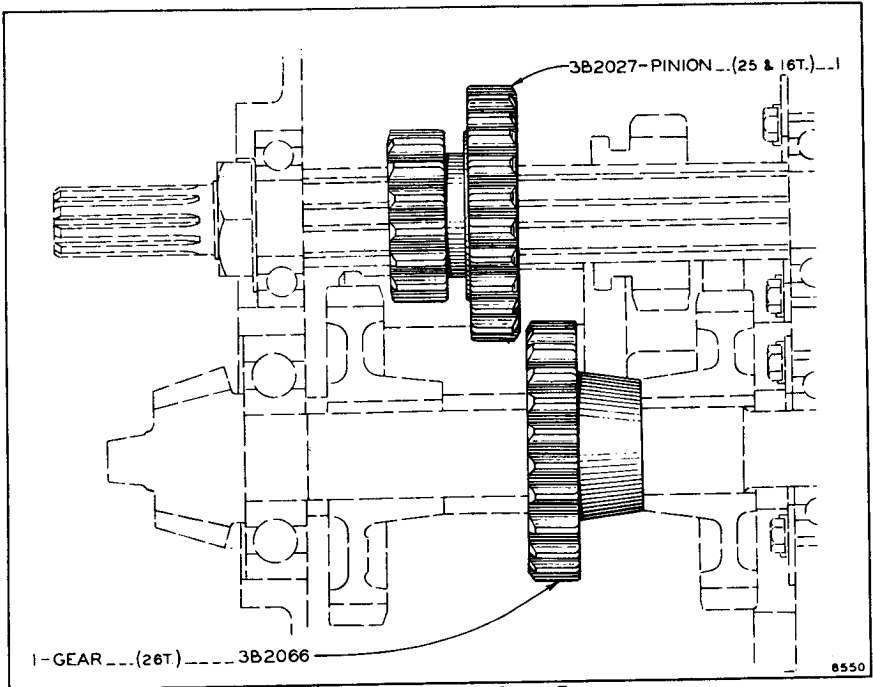
Note: When used with Standard Bevel and Final Drive Gears this group provides an intermediate speed of 3.04 M.P.H. and a reverse speed of 2.28 M.P.H.



V-533A SPECIAL HIGH GEAR GROUP

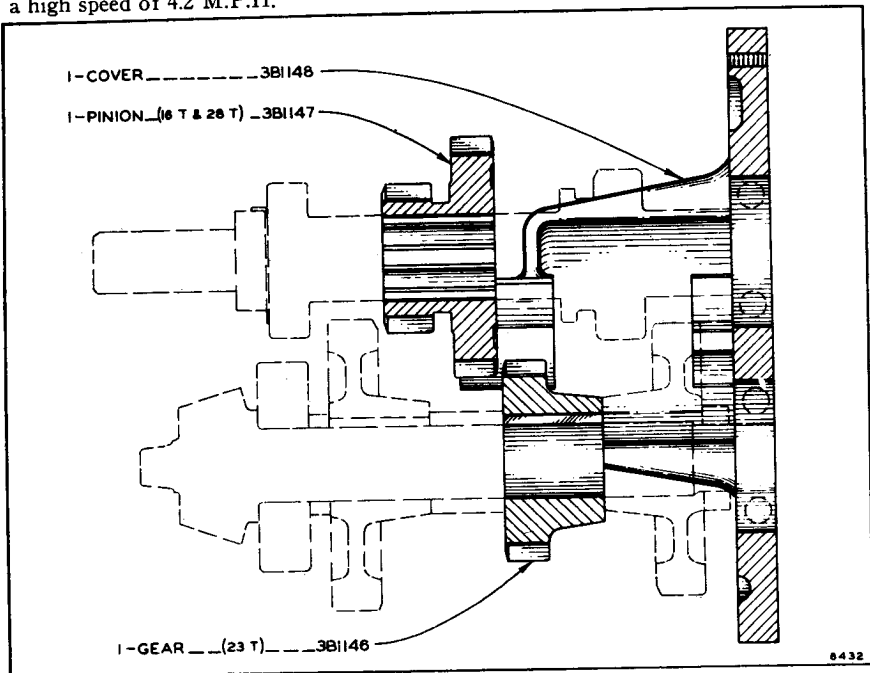
Note: When used with Standard Bevel and Final Drive Gears this group provides a high speed of 4.5 M.P.H.

ALWAYS GIVE MACHINE NUMBER WHEN ORDERING PARTS



3B2067 SPECIAL HIGH GEAR GROUP

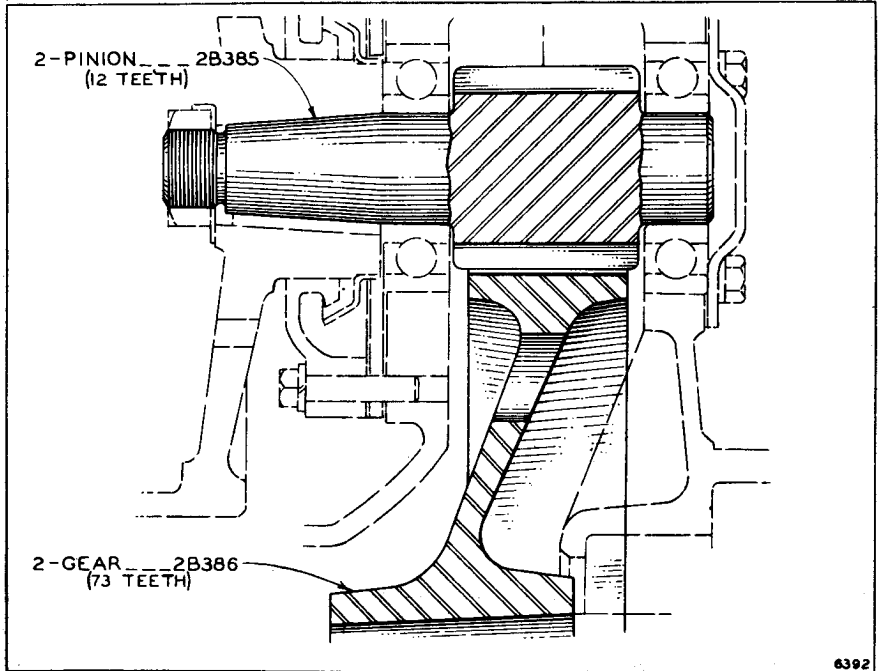
Note: When used with Standard Bevel and Final Drive Gears this group provides a high speed of 4.2 M.P.H.



3B1100 SPECIAL HIGH GEAR GROUP

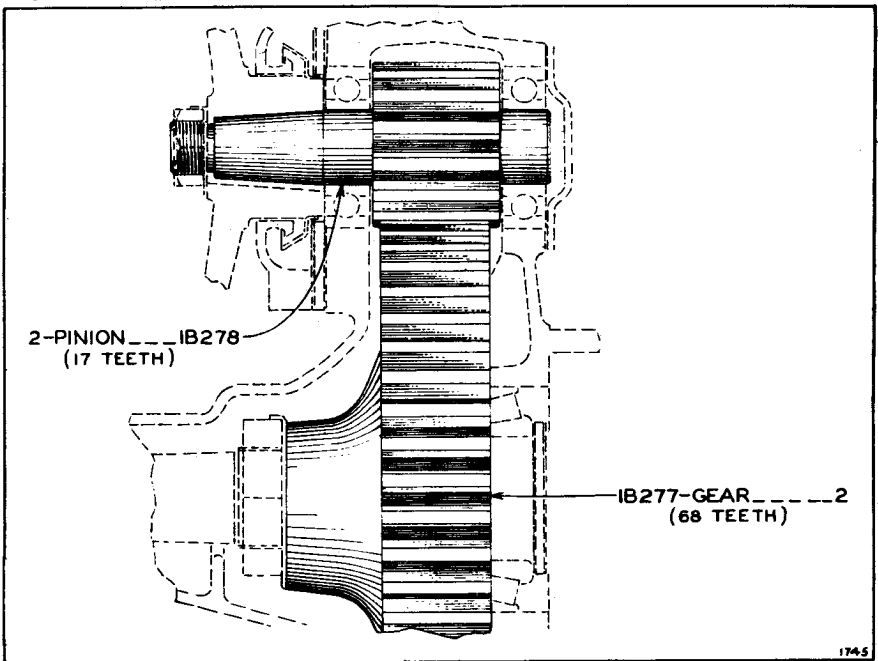
Note: When used with Standard Bevel and Final Drive Gears this group provides a high speed of 5.28 M.P.H.

ALWAYS GIVE MACHINE NUMBER WHEN ORDERING PARTS



2B482 SPECIAL FINAL DRIVE GEAR GROUP

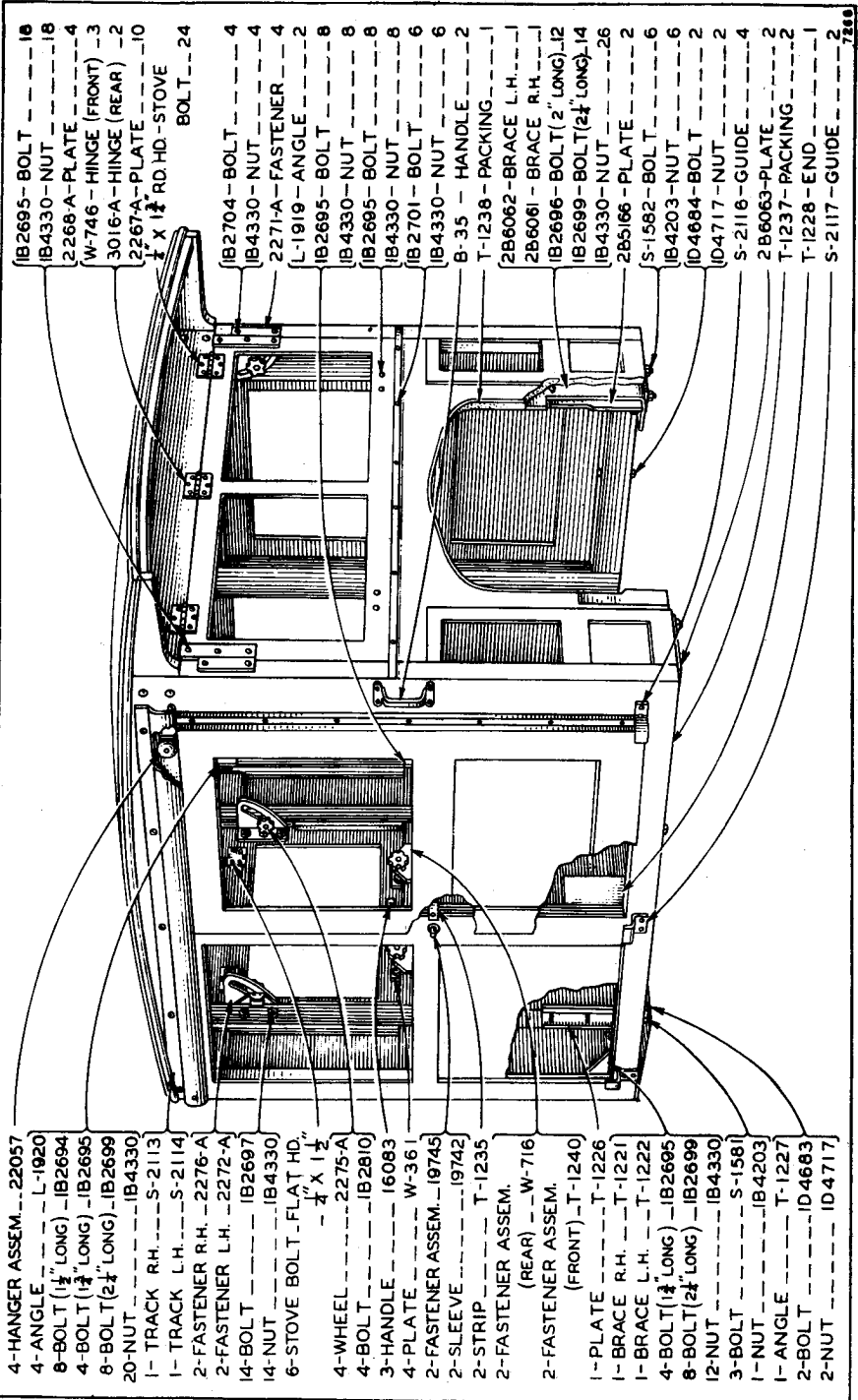
Note: When used with Standard Transmission and Bevel Gears this group provides the following speeds: Reverse 1.9 M.P.H. Low 1.8 M.P.H. Intermediate 2.4 M.P.H. and High 3.3 M.P.H.



1B279 SPECIAL FINAL DRIVE GEAR GROUP

Note: When used with Standard Transmission and Bevel Gears this group provides a 38% increase in speed.

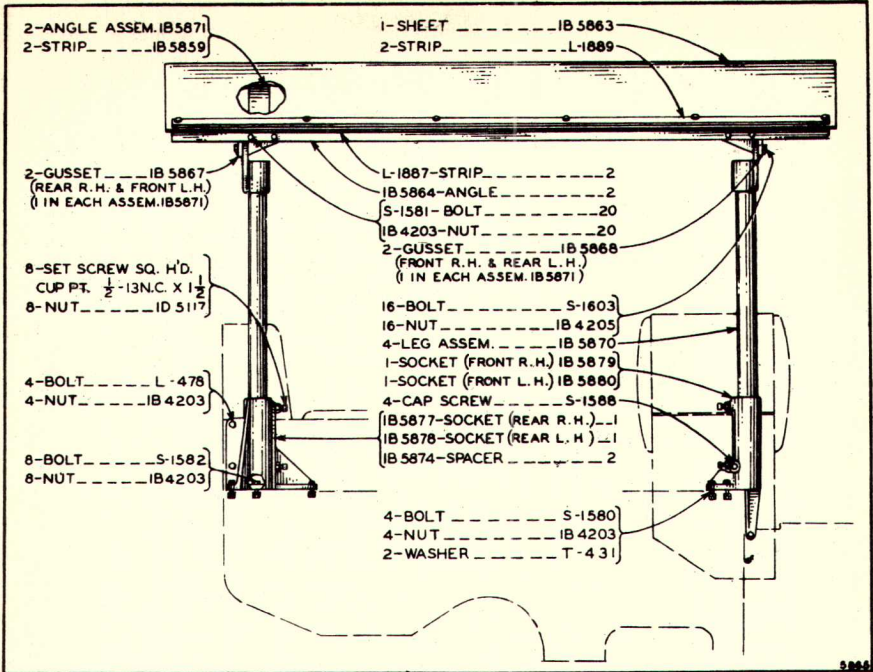
ALWAYS GIVE MACHINE NUMBER WHEN ORDERING PARTS



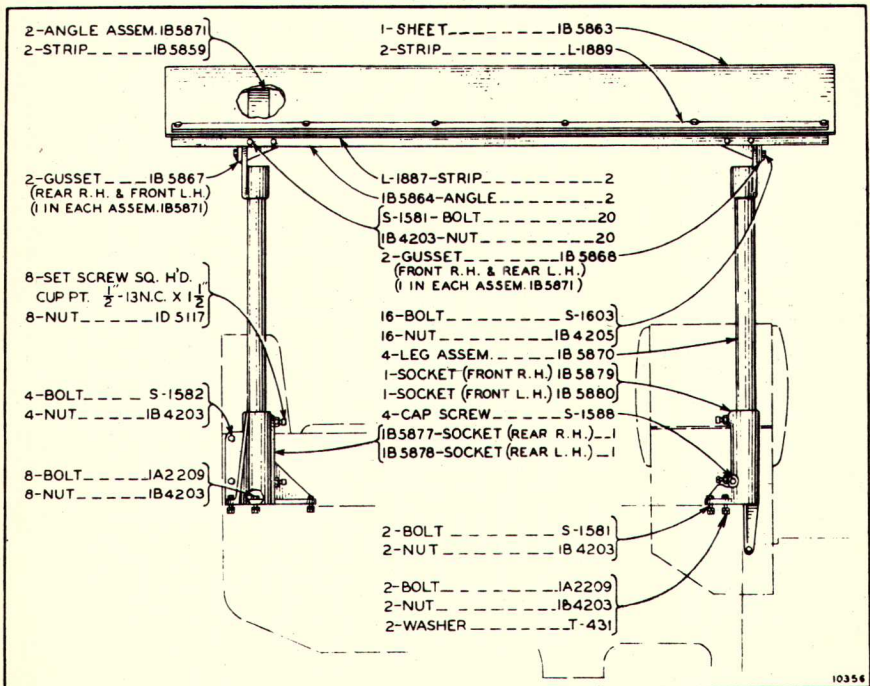
- | | |
|-------------------------------------|-------------------------------|
| 4-HANGER ASSEM. _22057 | 1B-2695-BOLT _ _ _ _ 1B |
| 4-ANGLE _ _ _ _ L-1920 | 1B-4330-NUT _ _ _ _ 1B |
| 8-BOLT (1 1/4" LONG) _IB2694 | 2-268-A-PLATE _ _ _ _ 4 |
| 4-BOLT (1 1/2" LONG) _IB2695 | W-746-HINGE (FRONT) _ 3 |
| 8-BOLT (2 1/4" LONG) _IB2699 | 3016-A-HINGE (REAR) _ 2 |
| 20-NUT _ _ _ _ IB4330 | 2267-A-PLATE _ _ _ _ 10 |
| 1-TRACK RH. _ _ _ _ S-2113 | 1 X 1 1/2 RD. HD. STOVE |
| 1-TRACK L.H. _ _ _ _ S-2114 | BOLT _ _ _ _ 24 |
| 2-FASTENER R.H. _2276-A | IB2704-BOLT _ _ _ _ 4 |
| 2-FASTENER L.H. _2272-A | IB4330-NUT _ _ _ _ 4 |
| 14-BOLT _ _ _ _ IB2697 | 2271-A-FASTENER _ 4 |
| 14-NUT _ _ _ _ IB4330 | L-1919-ANGLE _ _ _ _ 2 |
| 6-STOVE BOLT FLAT HD. 1/2" X 1 1/2" | IB2695-BOLT _ _ _ _ 8 |
| 4-WHEEL _ _ _ _ 2275-A | IB4330-NUT _ _ _ _ 8 |
| 4-BOLT _ _ _ _ IB2810 | IB2695-BOLT _ _ _ _ 8 |
| 3-HANDLE _ _ _ _ 16083 | IB4330-NUT _ _ _ _ 8 |
| 4-PLATE _ _ _ _ W-361 | IB2701-BOLT _ _ _ _ 6 |
| 2-FASTENER ASSEM. _19745 | IB4330-NUT _ _ _ _ 6 |
| 2-SLEEVE _ _ _ _ 19742 | B-35-HANDLE _ _ _ _ 2 |
| 2-STRIP _ _ _ _ T-1235 | T-1238-PACKING _ _ _ _ 1 |
| 2-FASTENER ASSEM. (REAR) _ _ W-716 | 2B6062-BRACE L.H. _ _ 1 |
| 2-FASTENER ASSEM. (FRONT) _ T-1240 | 2B6061-BRACE R.H. _ _ 1 |
| 1-PLATE _ _ _ _ T-1226 | IB2696-BOLT (2" LONG) _12 |
| 1-BRACE R.H. _ _ _ _ T-1221 | IB2699-BOLT (2 1/4" LONG) _14 |
| 1-BRACE L.H. _ _ _ _ T-1222 | IB4330-NUT _ _ _ _ 26 |
| 4-BOLT (1 1/2" LONG) _IB2695 | S-1582-BOLT _ _ _ _ 6 |
| 8-BOLT (2 1/4" LONG) _IB2699 | IB4203-NUT _ _ _ _ 6 |
| 12-NUT _ _ _ _ IB4330 | ID4684-BOLT _ _ _ _ 2 |
| 3-BOLT _ _ _ _ S-1581 | ID4717-NUT _ _ _ _ 2 |
| 1-NUT _ _ _ _ IB4203 | S-2116-GUIDE _ _ _ _ 4 |
| 1-ANGLE _ _ _ _ T-1227 | 2B6063-PLATE _ _ _ _ 2 |
| 2-BOLT _ _ _ _ ID4683 | T-1237-PACKING _ _ _ _ 2 |
| 2-NUT _ _ _ _ ID4717 | T-1228-END _ _ _ _ 1 |
| | S-2117-GUIDE _ _ _ _ 2 |

2B6106 Cab

ALWAYS GIVE MACHINE NUMBER WHEN ORDERING PARTS

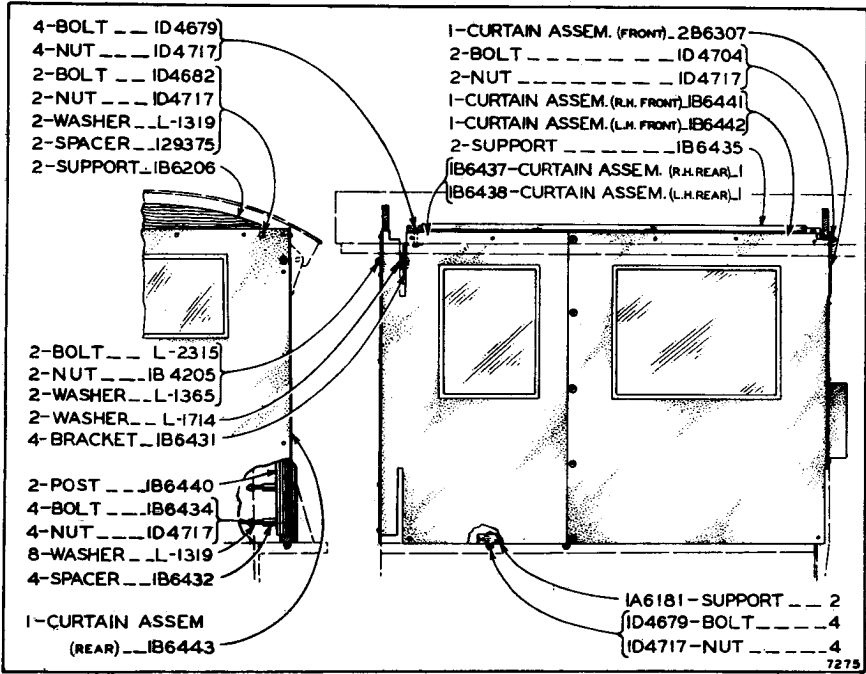


1B4604 CANOPY TOP
(Machines 5E3501 to 5E3523 Inclusive)

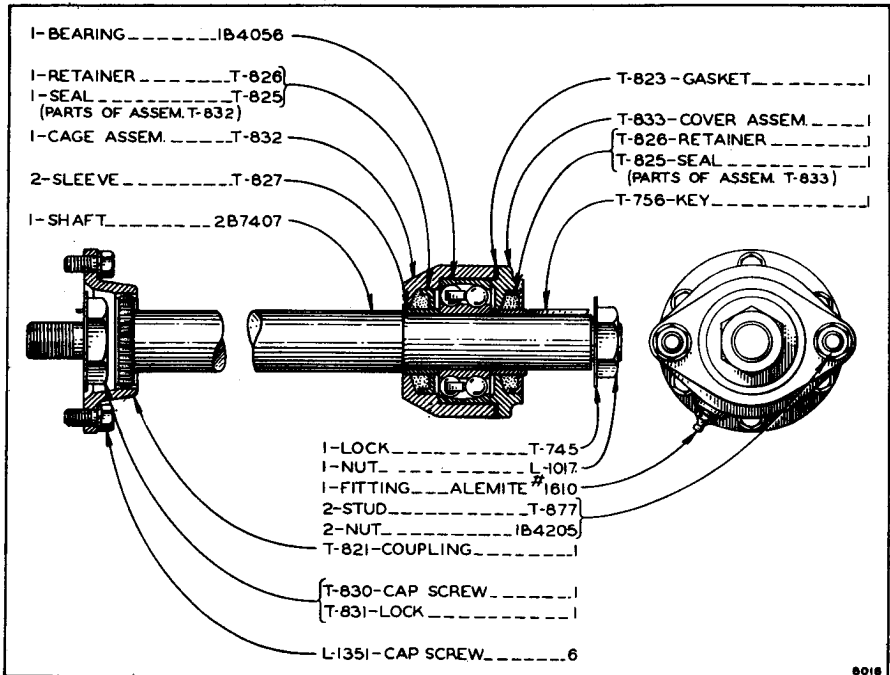


4B1184 CANOPY TOP
(Effective with Machine 5E3524)

ALWAYS GIVE MACHINE NUMBER WHEN ORDERING PARTS

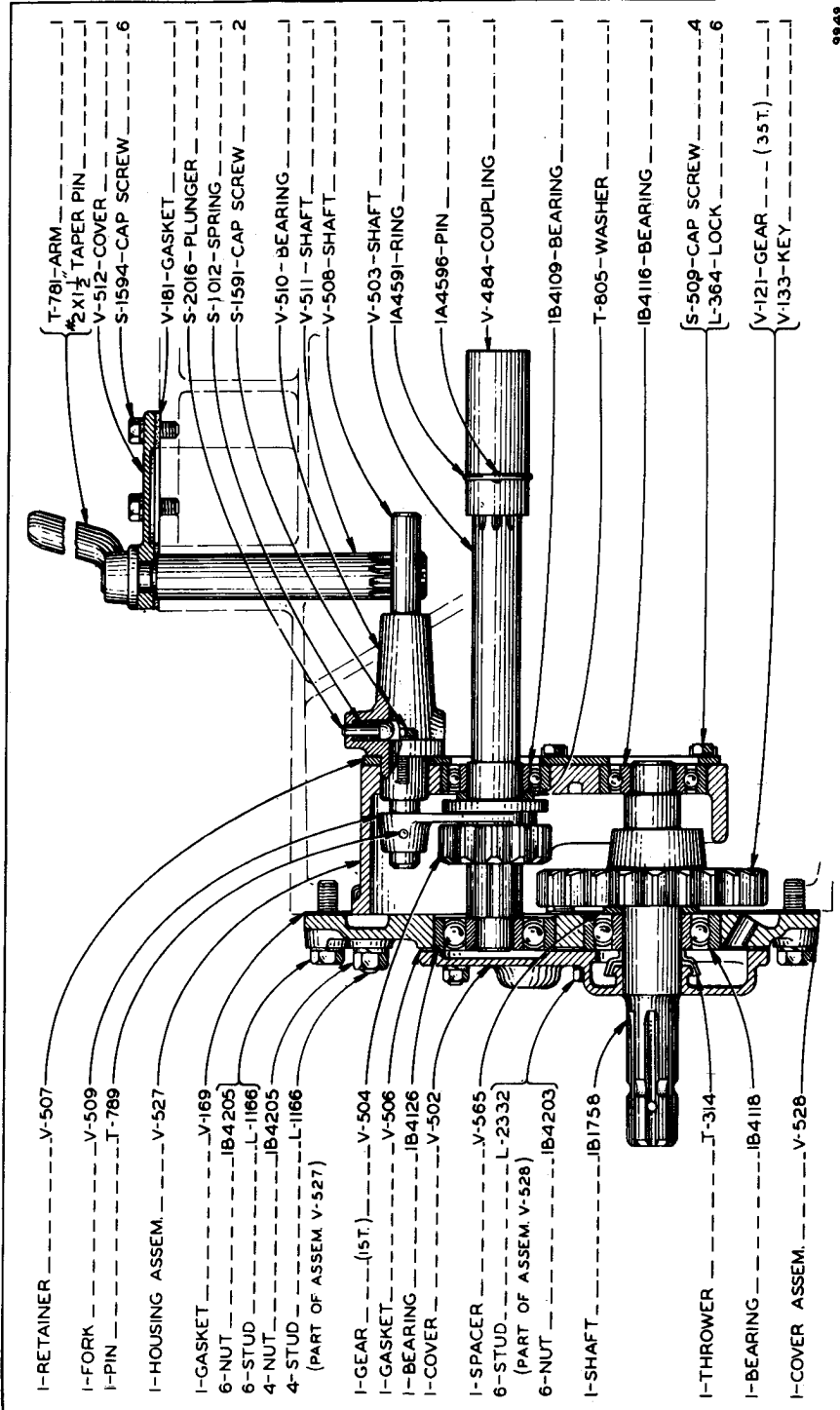


2B6327 CANOPY CURTAINS
 (For use with Canopy Top)



2B7537 FRONT POWER TAKE-OFF

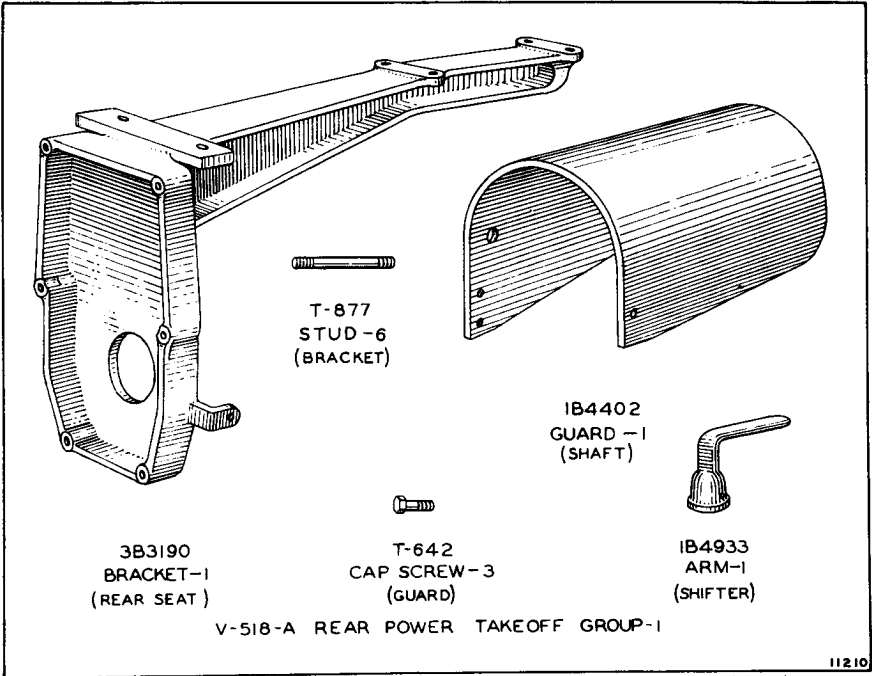
ALWAYS GIVE MACHINE NUMBER WHEN ORDERING PARTS



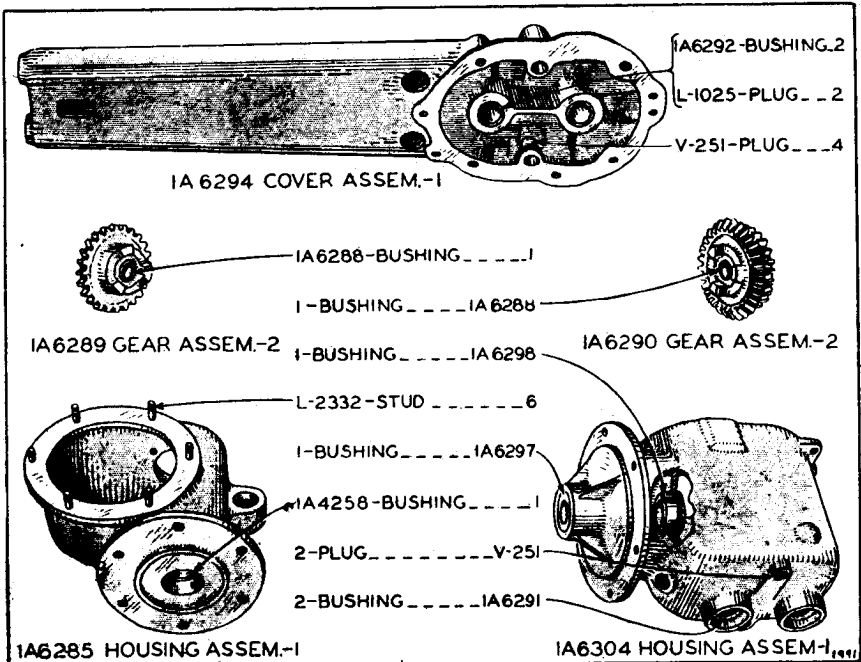
9949

V-518-A REAR POWER TAKE-OFF (For use on Top Seat Machines)

ALWAYS GIVE MACHINE NUMBER WHEN ORDERING PARTS

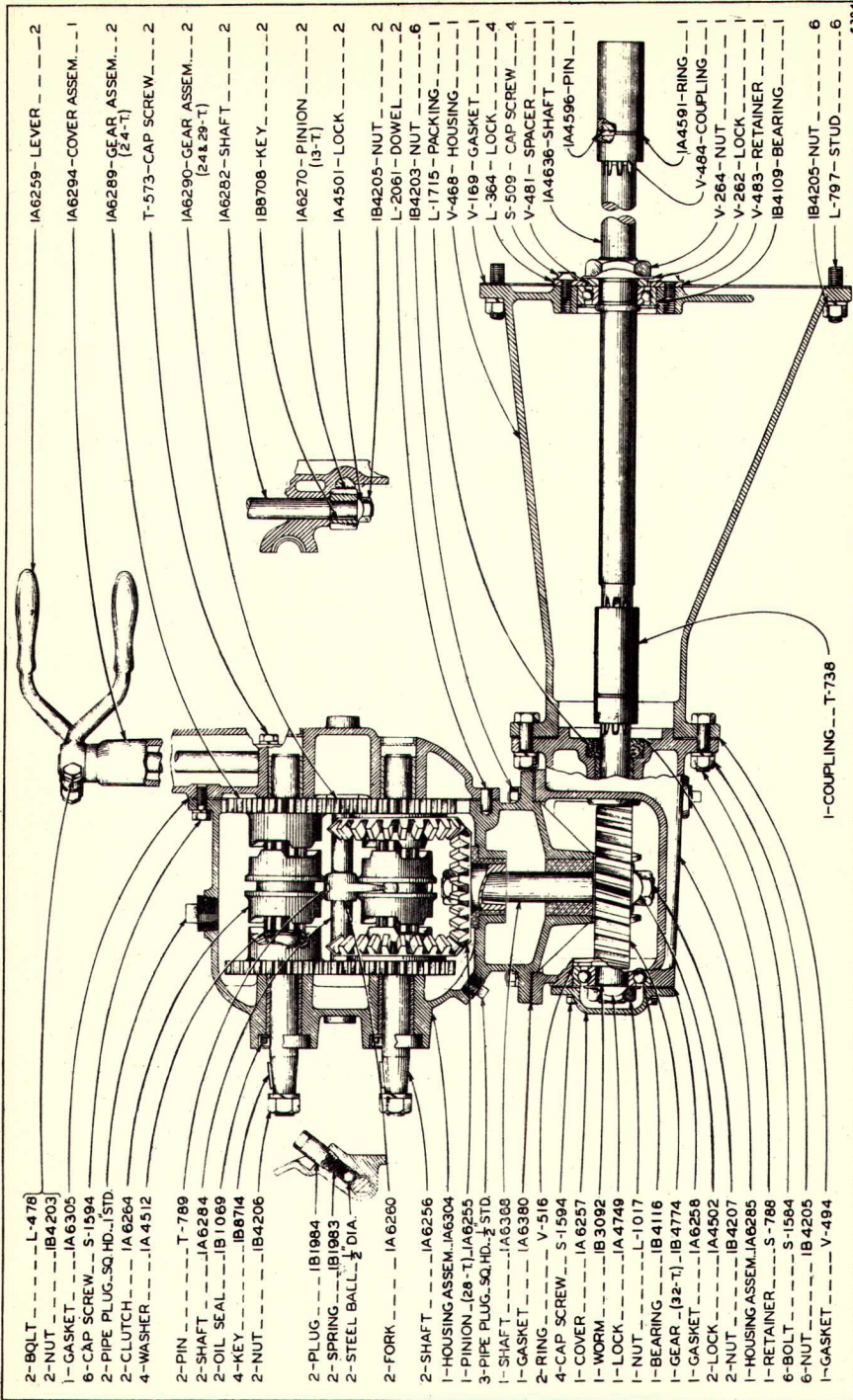


1A4671 REAR POWER TAKE-OFF (For use on Rear Seat Machines)
 Note: V-518-A Rear Power Take-off parts are shown on page 101.



1B5733 REAR DOUBLE POWER TAKE-OFF ASSEMBLIES

ALWAYS GIVE MACHINE NUMBER WHEN ORDERING PARTS



- IA6259 - LEVER --- 2
- IA6294 - COVER ASSEM. --- 1
- IA6289 - GEAR ASSEM. --- 2
(2-4-T)
- T-573 - CAP SCREW --- 2
- IA6290 - GEAR ASSEM. --- 2
(2-4 & 29-T)
- IA6282 - SHAFT --- 2
- IB8708 - KEY --- 2
- IA6270 - PINION
(13-T) --- 2
- IA4501 - LOCK --- 2

- IB4205 - NUT --- 2
- L-2061 - DOWEL --- 2
- IB4203 - NUT --- 6
- L-1715 - PACKING --- 1
- V-468 - HOUSING --- 1
- V-169 - GASKET --- 1
- L-364 - LOCK --- 4
- S-509 - CAP SCREW --- 4
- V-481 - SPACER --- 1
- IA4636 - SHAFT --- 1
(IA4596-PIN --- 1)

- IA4591 - RING --- 1
- V-484 - COUPLING --- 1
- V-264 - NUT --- 1
- V-262 - LOCK --- 1
- V-483 - RETAINER --- 1
- IB4109 - BEARING --- 1
- IB4205 - NUT --- 6
- L-797 - STUD --- 6

- 2-BOLT --- L-478
- 2-NUT --- IB4203
- 1-GASKET --- IA6305
- 6-CAP SCREW --- S-1594
- 2-PIPE PLUG, SQ. HD., 1/2 STD.
- 2-CLUTCH --- IA 6264
- 4-WASHER --- IA 4512
- 2-PIN --- T-789
- 2-SHAFT --- IA6284
- 2-OIL SEAL --- IB 1069
- 4-KEY --- IB8714
- 2-NUT --- IB4206

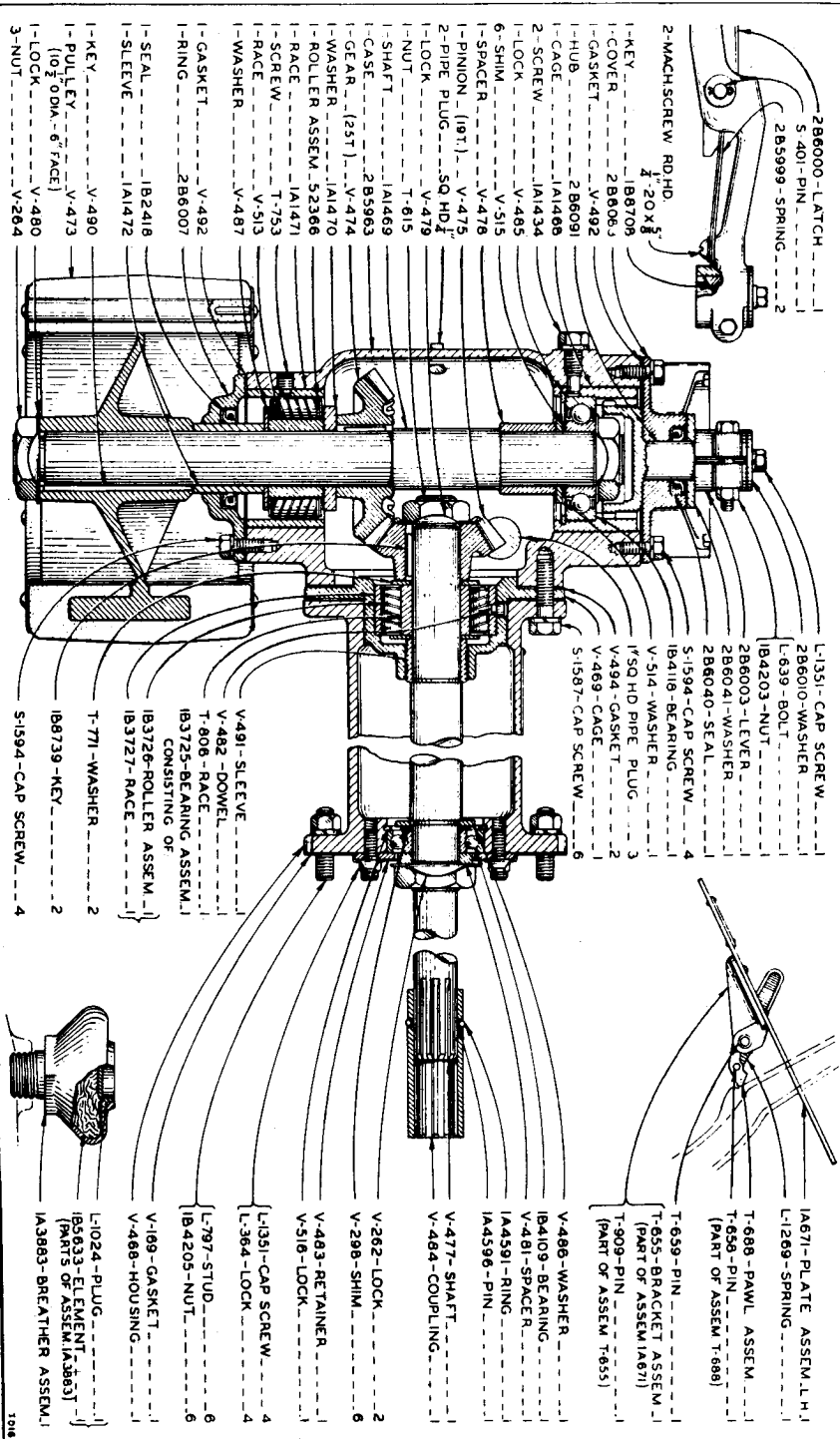
- 2-PLUG --- IB1984
- 2-SPRING --- IB1983
- 2-STEEL BALL, 1/2 DIA
- 2-FORK --- IA 6260
- 2-SHAFT --- IA 6256
- 1-HOUSING ASSEM. IA6304
- 1-PINION, (28-T), IA6255
- 3-PIPE PLUG, SQ. HD., 1/2 STD.
- 1-SHAFT --- IA6308
- 1-GASKET --- IA6380
- 2-RING --- V-516
- 4-CAP SCREW --- S-1594
- 1-COVER --- IA 6257
- 1-WORM --- IB 3092
- 1-LOCK --- IA 4749
- 1-NUT --- L-1017
- 1-BEARING --- IB 4116
- 1-GEAR, (32-T), IB 4774
- 1-GASKET --- IA6258
- 2-LOCK --- IA4502
- 2-NUT --- IB 4207
- 1-HOUSING ASSEM. IA6285
- 1-RETAINER --- S-788
- 6-BOLT --- S-1594
- 6-NUT --- IB 4205
- 1-GASKET --- V-494

- 1-COUPLING --- T-738

IB5733 REAR DOUBLE POWER TAKE-OFF
(For use with Side Seat)

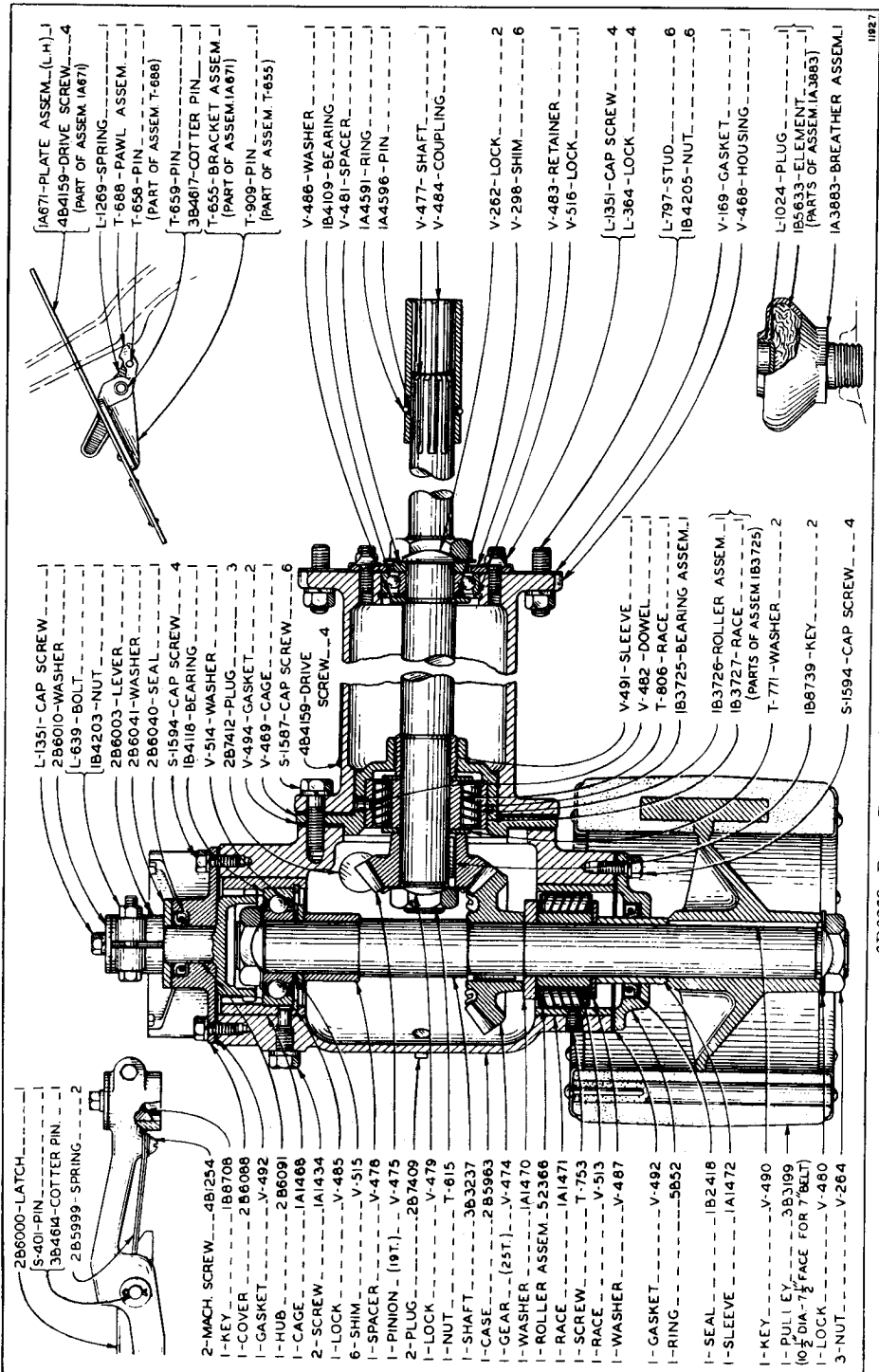
6394

ALWAYS GIVE MACHINE NUMBER WHEN ORDERING PARTS



2B6021 Belt Pulley Drive—With Pulley
 2B6029 Belt Pulley Drive—Without Pulley

1948

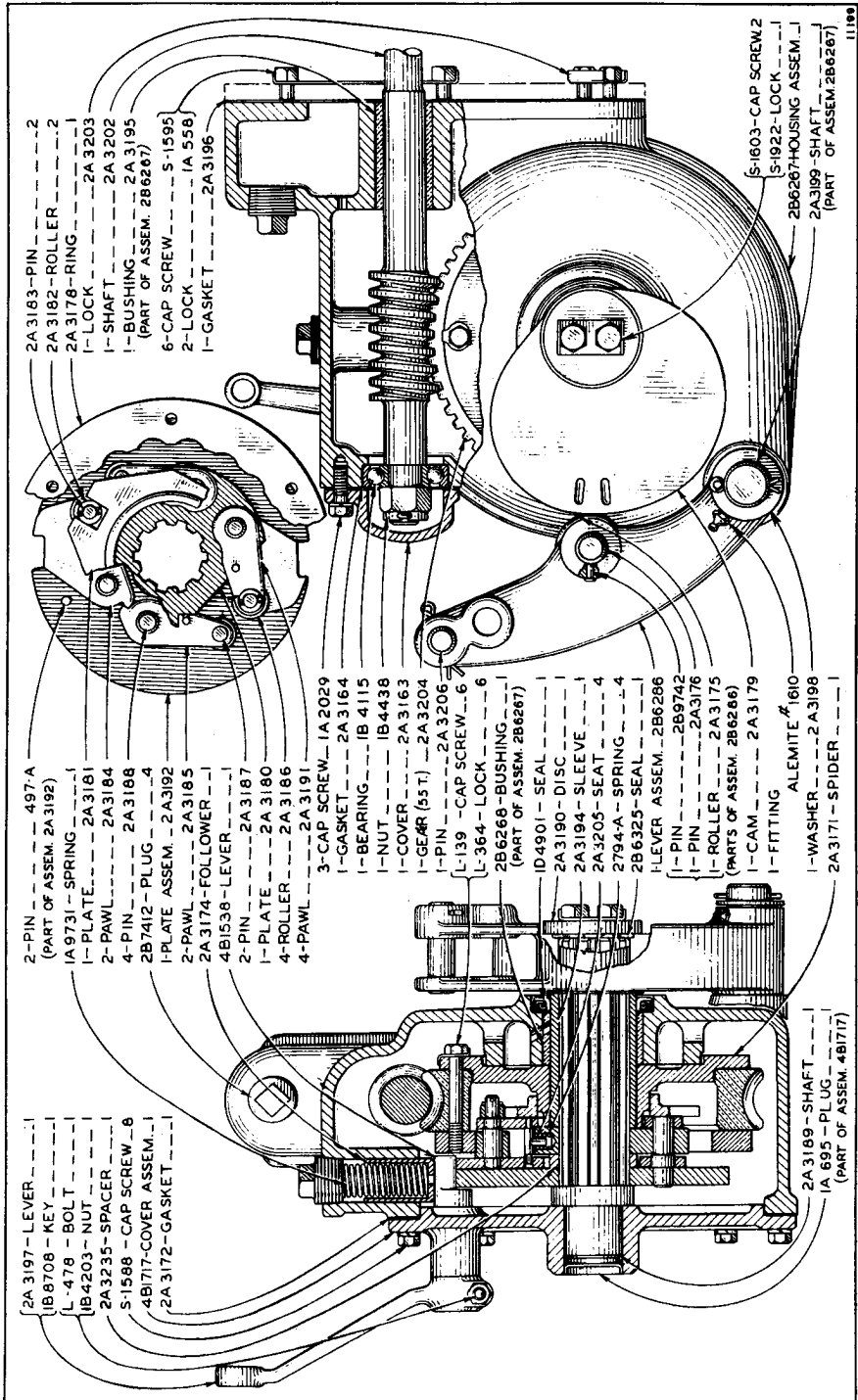


10827

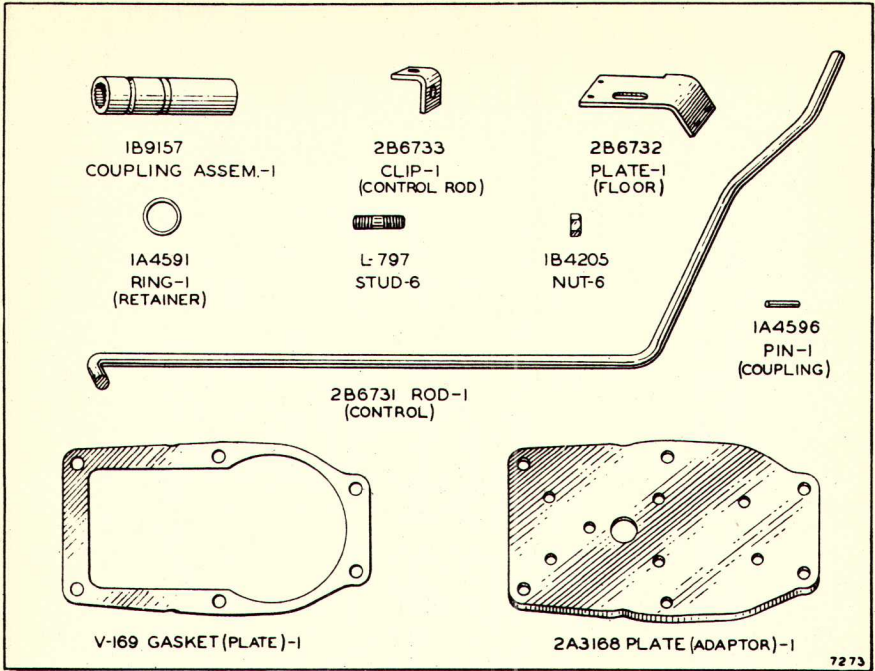
3B328 BELT PULLEY DRIVE—WITH PULLEY
 3B3252 BELT PULLEY DRIVE—WITHOUT PULLEY

- 286000—LATCH.....1
- S-401-PIN.....1
- 3B464—COTTER PIN.....1
- 2B5999—SPRING.....2
- 2-MACH. SCREW.....4B125.4
- 1-KEY.....1B8708
- 1-COVER.....2B6088
- 1-GASKET.....V-492
- 1-HUB.....2B6091
- 1-CAGE.....1A1488
- 2-SCREW.....1A1434
- 1-LOCK.....V-485
- 6-SHIM.....V-515
- 1-SPACER.....V-476
- 1-PINION (19T.).....V-475
- 2-PLUG.....2B7409
- 1-LOCK.....V-478
- 1-NUT.....T-615
- 1-SHAFT.....3B3237
- 1-CASE.....2B5963
- 1-GEAR (25T.).....V-474
- 1-WASHER.....1A1470
- 1-ROLLER ASSEM. 52366
- 1-RACE.....1A1471
- 1-SCREW.....T-753
- 1-RACE.....V-513
- 1-WASHER.....V-487
- 1-GASKET.....V-492
- 1-RING.....5B52
- 1-SEAL.....1B2418
- 1-SLEEVE.....1A1472
- 1-KEY.....V-490
- 1-PULLEY FACE FOR 7(BELT) (0.5 DIA.).....3B3199
- 1-LOCK.....V-460
- 3-NUT.....V-264
- L-1351-CAP SCREW.....1
- 2B6010-WASHER.....1
- L-639-BOLT.....1
- 1B4203-NUT.....1
- 2B6003-LEVER.....1
- 2B6041-WASHER.....1
- 2B6040-SEAL.....1
- S-1594-CAP SCREW.....4
- 1B4118-BEARING.....1
- V-514-WASHER.....3
- 2B7412-PLUG.....3
- V-494-GASKET.....2
- V-469-CAGE.....1
- S-1587-CAP SCREW.....6
- 4B4159-DRIVE SCREW.....4
- 1B4109-BEARING.....1
- V-481-SPACER.....1
- 1A4591-RING.....1
- 1A4596-PIN.....1
- V-477-SHAFT.....1
- V-484-COUPLING.....1
- V-262-LOCK.....2
- V-298-SHIM.....6
- V-483-RETAINER.....1
- V-516-LOCK.....1
- L-1351-CAP SCREW.....4
- L-364-LOCK.....4
- 1B797-STUD.....6
- 1B4205-NUT.....6
- V-169-GASKET.....1
- V-468-HOUSING.....1
- L-1024-PLUG.....1
- 1B5633-ELEMENT (PARTS OF ASSEM. 1A3683).....1
- 1A3683-BREATHER ASSEM. 1
- L-1351-PLATE ASSEM. (L.H.).....1
- 4B4159-DRIVE SCREW.....4 (PART OF ASSEM. 1A671)
- L-1269-SPRING.....1
- T-688-PAWL ASSEM. (PART OF ASSEM. T-688)
- T-658-PIN.....1
- T-659-PIN.....1
- 3B4617-COTTER PIN.....1
- T-655-BRACKET ASSEM. (PART OF ASSEM. 1A671)
- T-909-PIN.....1 (PART OF ASSEM. T-655)
- V-486-WASHER.....1
- 1B4109-BEARING.....1
- V-481-SPACER.....1
- 1A4591-RING.....1
- 1A4596-PIN.....1
- V-477-SHAFT.....1
- V-484-COUPLING.....1
- V-262-LOCK.....2
- V-298-SHIM.....6
- V-483-RETAINER.....1
- V-516-LOCK.....1
- L-1351-CAP SCREW.....4
- L-364-LOCK.....4
- 1B797-STUD.....6
- 1B4205-NUT.....6
- V-169-GASKET.....1
- V-468-HOUSING.....1
- L-1024-PLUG.....1
- 1B5633-ELEMENT (PARTS OF ASSEM. 1A3683).....1
- 1A3683-BREATHER ASSEM. 1

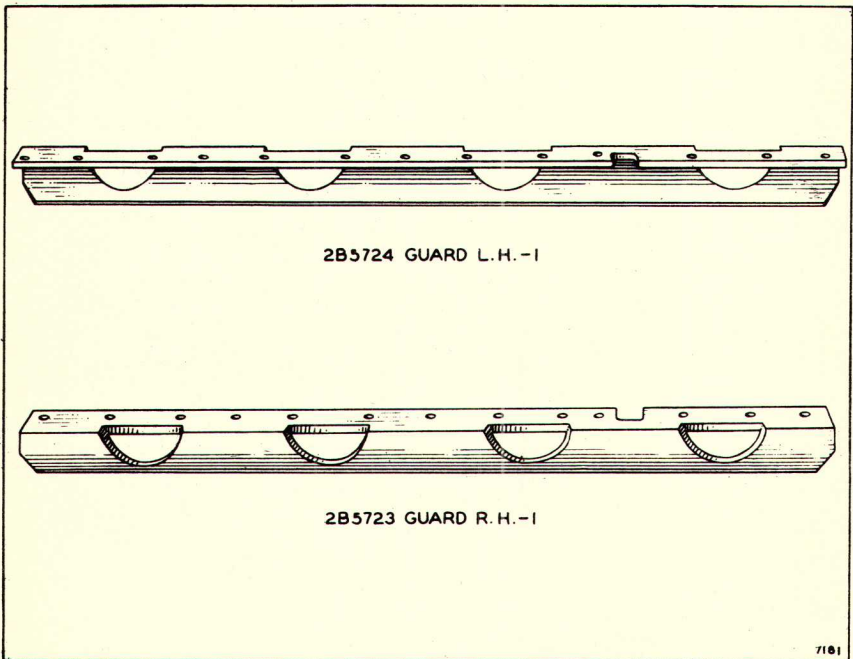
ALWAYS GIVE MACHINE NUMBER WHEN ORDERING PARTS



ALWAYS GIVE MACHINE NUMBER WHEN ORDERING PARTS

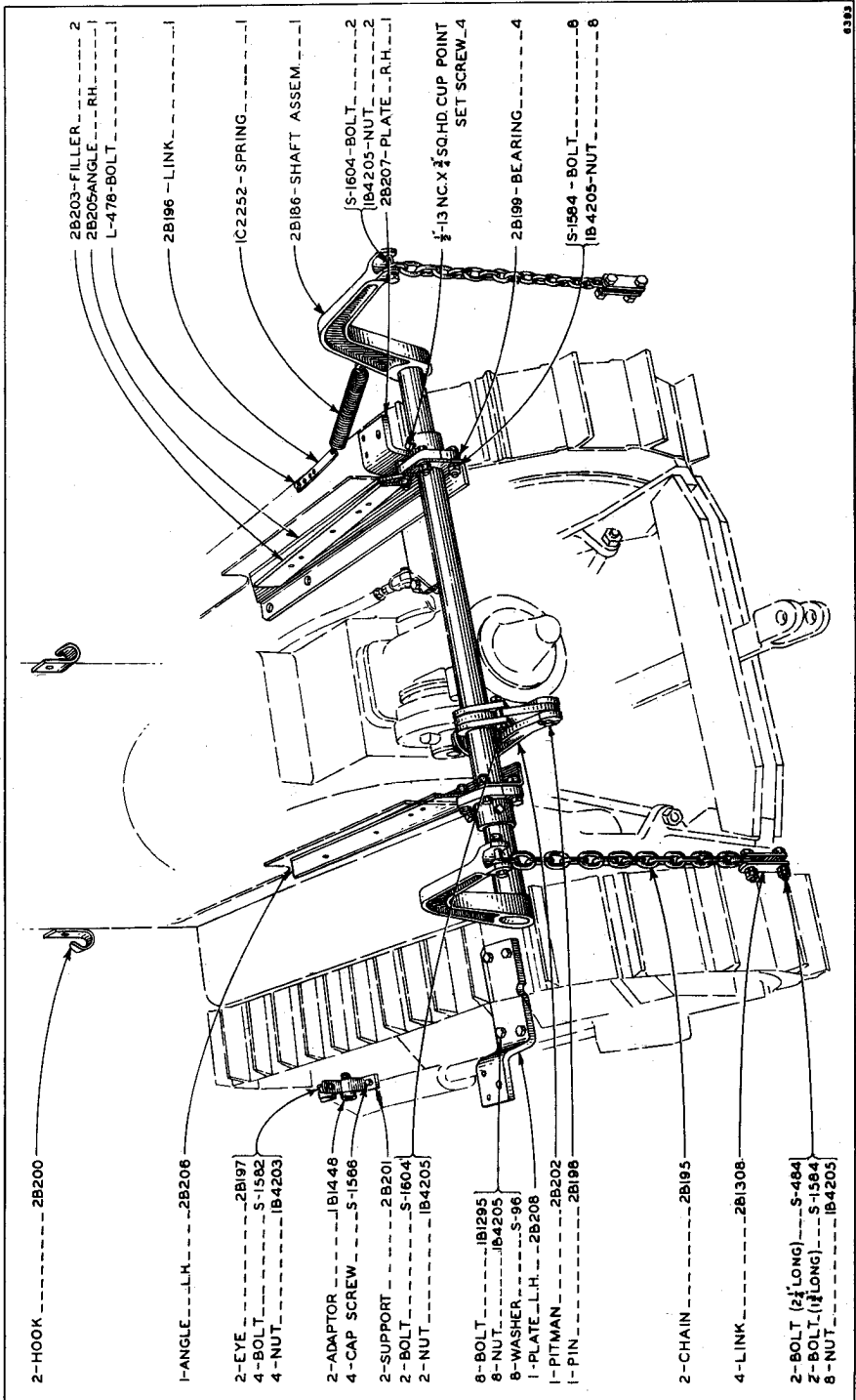


2B6290 POWER LIFT PARTS



2B5699 TRACK ROLLER ALEMITE FITTING GUARD

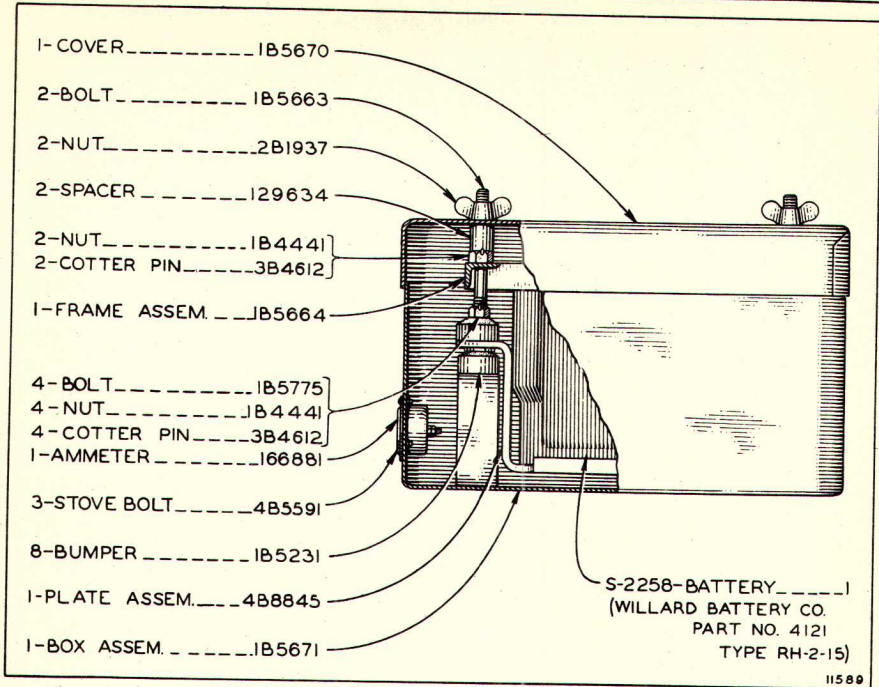
ALWAYS GIVE MACHINE NUMBER WHEN ORDERING PARTS



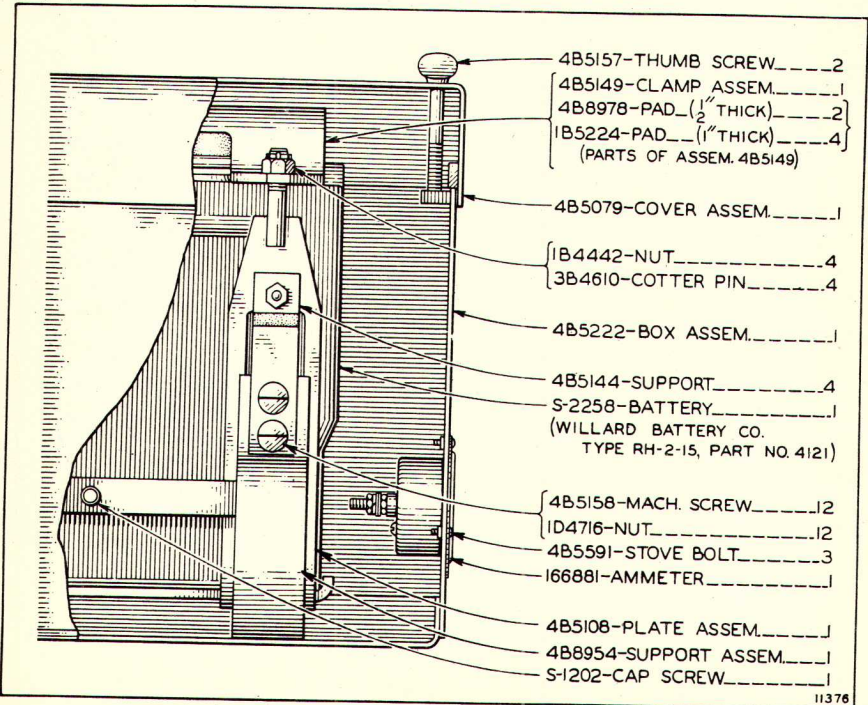
0328

1B998 HITCH PLATE AND LIFT ARM

ALWAYS GIVE MACHINE NUMBER WHEN ORDERING PARTS



2B9370 BATTERY AND BOX GROUP—6 VOLT



4B5163 BATTERY AND BOX GROUP—6 VOLT

ALWAYS GIVE MACHINE NUMBER WHEN ORDERING PARTS

S-550 CLIP-6 (13" HOLE)
 4B9232 CLIP-8 (7" HOLE)
 T-375 SPACER-4
 2B9375 TAIL LAMP-1
 IA430 SWITCH-1
 IB3310 WASHER-4
 2B8352 WASHER-2
 W-423 BRACKET-1
 IB1301 DASH LAMP-1
 4B1172 LAMP-(7³/₈" DIA.)-2
 -OR-
 2B6801 LAMP-(9¹/₂" DIA.)-2

BATTERY & BOX GROUP-----1
 2B7095-GENERATOR GROUP-----1
 4B9388 WIRE-----52FT.
 4B9389 LOOM-----52FT.
 IB4206 NUT-----2 (LAMP)
 L-472 BOLT-----4
 IB4203 NUT-----4 CLIP
 ID4683 BOLT-(³/₈" X 3")-----4
 ID4717 NUT-----4 LAMP BRACKET
 2B9368 BOLT-(⁵/₁₆" X 5¹/₄")-----4
 ID4716 NUT-----4
 4B5593 STOVE BOLT-----2 DASH LAMP
 S-1584 BOLT-----4 BATTERY BOX
 IB4205 NUT-----4
 4B5591 STOVE BOLT-----4 (SWITCH)

12639

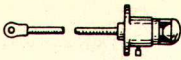
2B9331 LIGHTING SYSTEM (With Battery—For use with Cab)
 Note: 2B7095 Generator Group parts are shown on page 113.
 Battery and Box Group parts are shown on page 109

2B4551 BRACKET-2
 IB1301 DASH LAMP-1
 IA430 SWITCH-1
 4B1172 LAMP-(7³/₈" DIA.)-2
 -OR-
 2B6801 LAMP-(9¹/₂" DIA.)-2
 2B4932 SUPPORT ASSEM.
 2B8352 WASHER-2
 T-375 SPACER-4
 2B7095 GENERATOR GROUP-----1
 BATTERY & BOX GROUP-----1
 4B9388 WIRE-----41 FT.
 4B9389 LOOM-----41 FT.
 IB4206 NUT-----2 (LAMP)
 S-1594 CAP SCREW-----4 (FRONT BRACKET)
 L-478 BOLT-----4 (SUPPORT ASSEM.)
 IB4203 NUT-----4
 4B5593 STOVE BOLT-----2 (DASH LAMP)
 S-1579 BOLT-----4 (BATTERY BOX)
 IB4205 NUT-----4
 L-472 BOLT-----5 (CLIP)
 IB4203 NUT-----5
 4B5591 STOVE BOLT-----4 (SWITCH)
 S-1581 BOLT-----4 (REAR BRACKET)

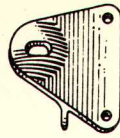
12547

2B9165 LIGHTING SYSTEM (With Battery—For use without Cab)
 Note: 2B7095 Generator Group parts are shown on page 113
 Battery and Box Group parts are shown on page 109

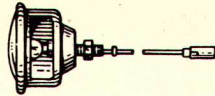
ALWAYS GIVE MACHINE NUMBER WHEN ORDERING PARTS



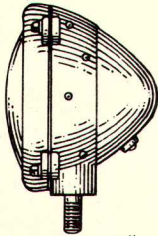
IB1301
DASH LAMP-1



2B6186
BRACKET-2



2B9375
TAIL LAMP-1



4B1172 LAMP (7³/₈" DIA.)-2
(GUIDE LAMP CORP.#534-A)
-OR-
2B6801 LAMP (9¹/₂" DIA.)-2
(GUIDE LAMP CORP.#536-A)



W-423
BRACKET-1



2B8352
WASHER-2



S-550
CLIP-2
(13³/₃₂" HOLE)



4B9232
CLIP-13
(7³/₃₂" HOLE)

- 2B7094 GENERATOR GROUP-----1
4B9388 WIRE-----39 FT.
4B9389 LOOM-----39 FT.
IB4206 NUT-----2 (LAMP)
ID4683 BOLT--(3³/₈" X 3")---4
ID4717 NUT-----4
2B9369 BOLT--(5³/₁₆" X 5 3³/₄")---4
ID4716 NUT-----4
S-1581 BOLT-----2 } CLIP
IB4203 NUT-----2 }
4B5593 STOVE BOLT----2 (DASH LAMP)

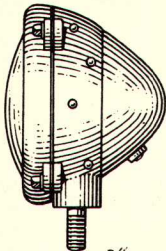
LAMP
BRACKET

CLIP

LAMP
BRACKET

11931

2B9273 LIGHTING SYSTEM (For use without Battery, with Cab)
Note: 2B7094 Generator Group parts are shown on page 113.



4B1172 LAMP--(7³/₈" DIA.)- 2
(GUIDE LAMP CORP.#534-A)

-OR-

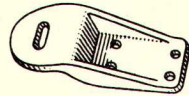
2B6801 LAMP--(9¹/₂" DIA.)- 2
(GUIDE LAMP CORP.#536-A)



2B8352
WASHER-2



S-550
CLIP-9
(13³/₃₂" HOLE)



2B4551
BRACKET-2



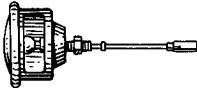
IB1301 DASH LAMP-1

- 2B7094 GENERATOR GROUP-----1
4B9388 WIRE-----21 FT
4B9389 LOOM-----21 FT.
S-1581 BOLT-----4 } (REAR LAMP BRACKET)
IB4203 NUT-----4 }
S-1594 CAP SCREW-4 (FRONT LAMP BRACKET)
L-472 BOLT-----5 } (CLIP)
IB4203 NUT-----5 }
4B5593 STOVE BOLT-2 (DASH LAMP)
IB4206 NUT-----2 (LAMP)

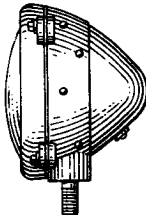
11910

2B9064 LIGHTING SYSTEM (For use without Battery, without Cab)
Note: 2B7094 Generator Group parts are shown on page 113.


ALWAYS GIVE MACHINE NUMBER WHEN ORDERING PARTS




2B9375 TAIL LAMP-1




4B1172 LAMP_(7³/₈" DIA.)-2
(GUIDE LAMP CORP. #534-A)
-OR-
2B6601 LAMP_(9¹/₂" DIA.)-2
(GUIDE LAMP CORP. #536-A)




IB1301
DASH LAMP-1



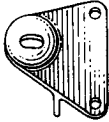
2B8352
WASHER-2




IC2702 CLIP-2
(⁹/₃₂" HOLE)



W-423
BRACKET-1



2B6186
BRACKET-2



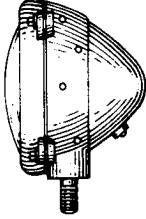
110950
CLIP-17
(¹³/₆₄" HOLE)

4B5591 STOVE BOLT-----4 (SWITCH)
4B5593 STOVE BOLT-----2 (DASH LAMP)
4B5596 STOVE BOLT-----2 (CLIP)
ID 4683 BOLT--(³/₈" X 3")-----4
ID 4717 NUT-----4 } (FRONT LAMP BRACKET)
2B9368 BOLT--(⁵/₁₆" X 5¹/₄")-----4
ID 4716 NUT-----4 }
S-1581 BOLT-----2 } (CLIP)
IB 4203 NUT-----2 }
IB 4206 NUT-----2 (LAMP)
2B9529 WIRE -----37 FT.


IA 430
SWITCH-1

11207

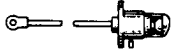
2B9449 LIGHTING SYSTEM
(For use with Starter, with Cab)




4B1172 LAMP (7³/₈" DIA.)-2
(GUIDE LAMP CORP. #534-A)
-OR-
2B 6801 LAMP (9¹/₂" DIA.)-2
(GUIDE LAMP CORP. #536-A)




IA 430
SWITCH-1




IB1301
DASH LAMP-1




2B8352
WASHER-2



ID1510
CLIP-2
(⁵/₁₆" HOLE)



S-550
CLIP-15
(¹³/₃₂" HOLE)



2B4551
BRACKET-2

4B9388 WIRE -----32 FT.
4B9389 LOOM -----32 FT.
IB4206 NUT-----2 (LAMP)
S-1594 CAP SCREW-----4 } LAMP BRACKET
S-1581 BOLT-----4 }
IB4203 NUT-----4 }
S-1581 BOLT-----5 } CLIP
IB4203 NUT-----5 }
4B5593 STOVE BOLT-----2 (DASH LAMP)
4B5591 STOVE BOLT-----4 (SWITCH)
4B5596 STOVE BOLT-----2 (CLIP)

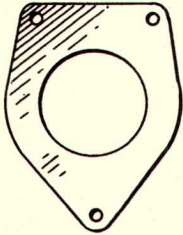
11223

2B9447 LIGHTING SYSTEM
(For use with Starter, without Cab)

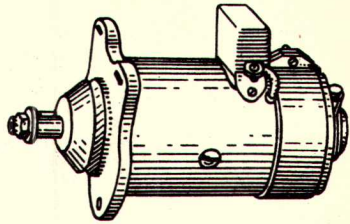
ALWAYS GIVE MACHINE NUMBER WHEN ORDERING PARTS



2B1349
GEAR_(22T.)-1



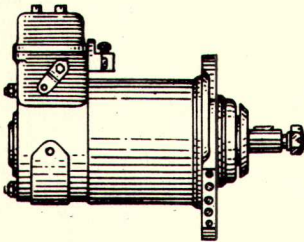
2B3764
GASKET-1



2B5602
GENERATOR-1
(DELCO-REMY MOD. 939-E
PART NO. 1858247)

7998

2B7095 LIGHTING GENERATOR
(6 Volt—For use with Battery)



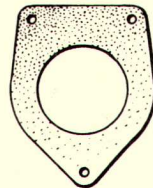
3B754 GENERATOR-1
(BOSCH RJF $\frac{75}{8}$ 900RS-606)
A

- OR -

2A832 GENERATOR-1
(BOSCH RJF $\frac{75}{8}$ 900RS-50)
A



2B1349
GEAR_(22T.)-1

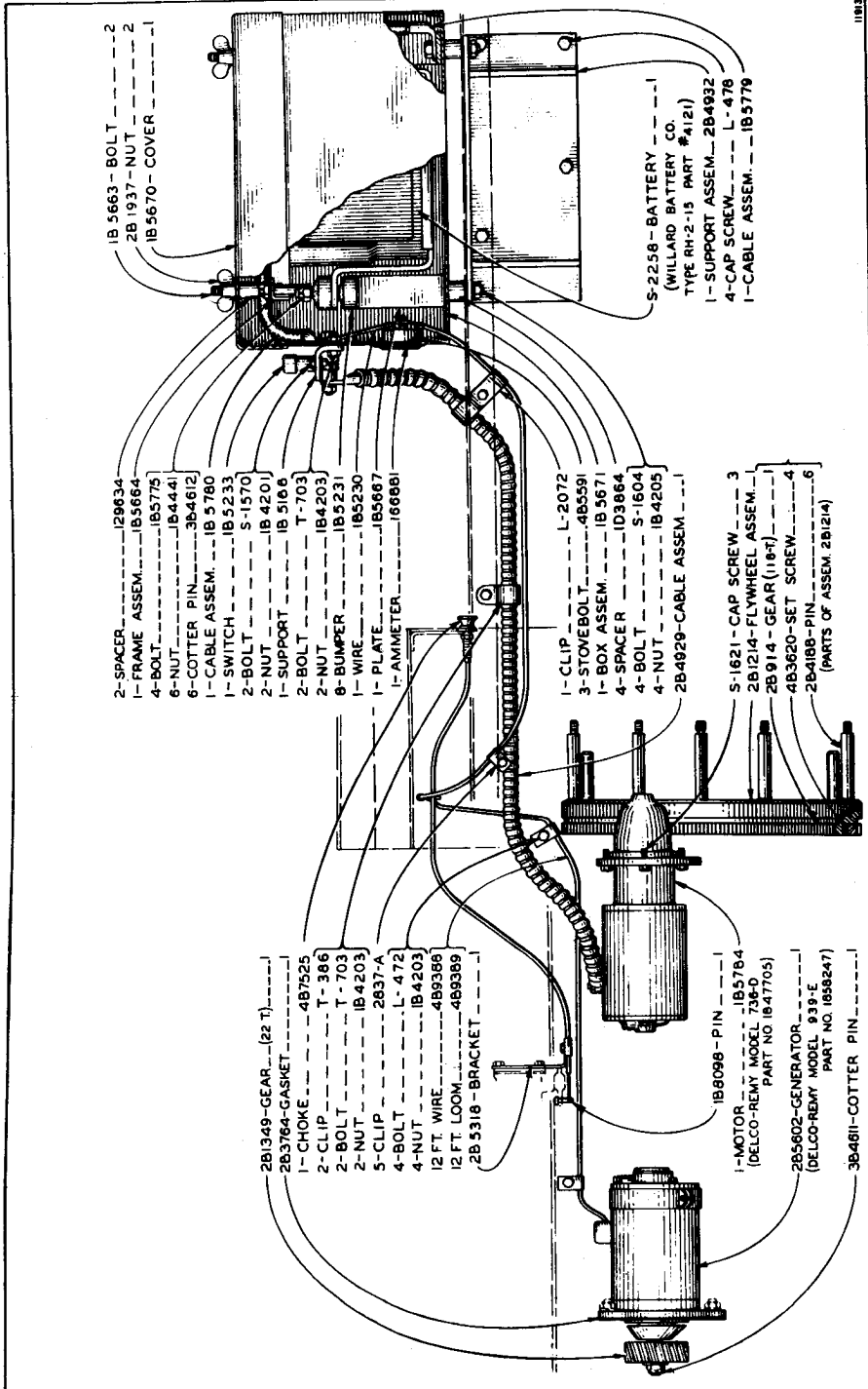


2B3764 GASKET-1

9239

2B7094 LIGHTING GENERATOR
(6 Volt—For use without Battery)

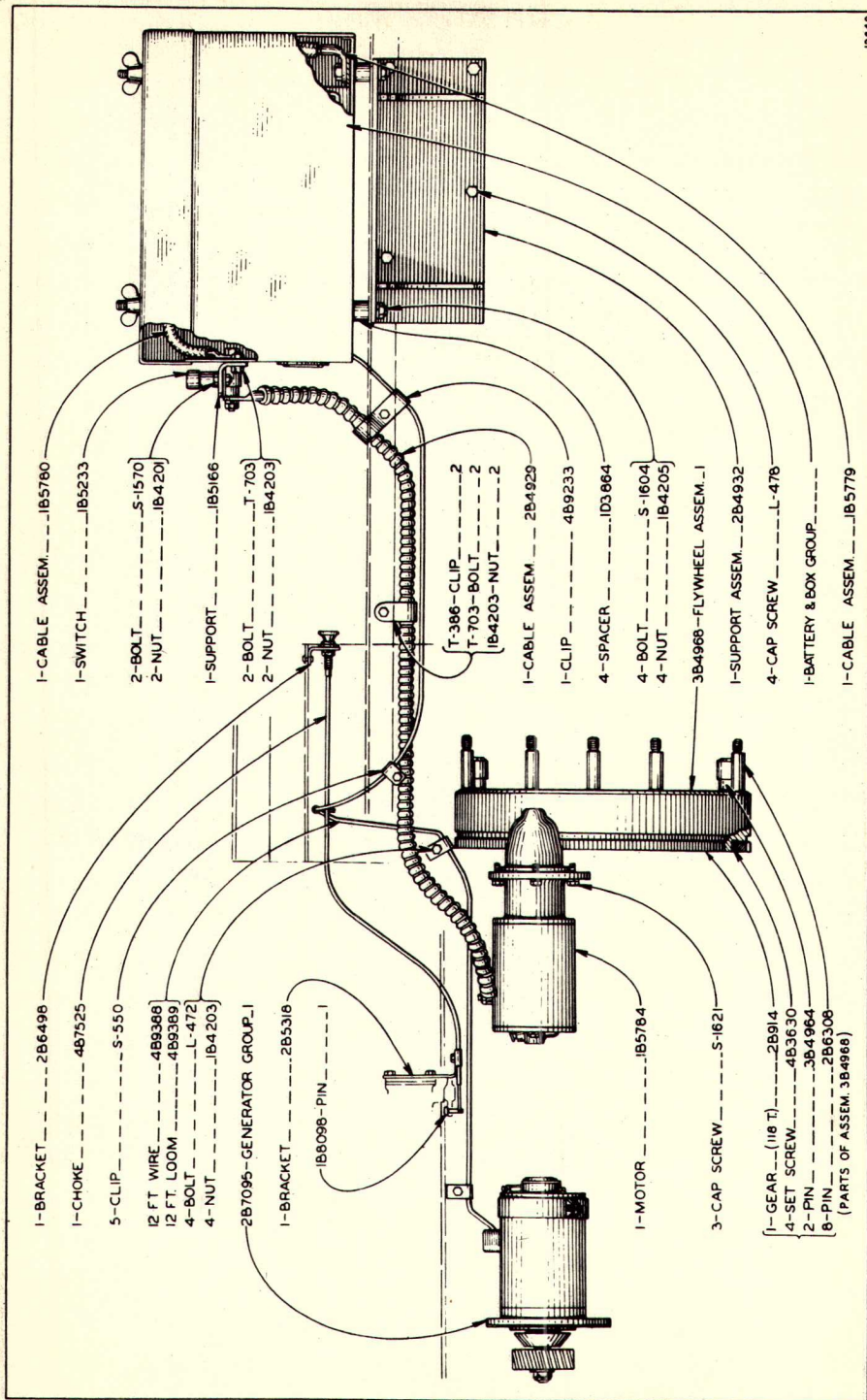
ALWAYS GIVE MACHINE NUMBER WHEN ORDERING PARTS



2B3226 ELECTRIC STARTER (Without Cab—Without Lights)
 (Machines 5E3501 and 5E3502)

ALWAYS GIVE MACHINE NUMBER WHEN ORDERING PARTS

12640



- 1-BRACKET --- 2B6498
- 1-CHOKE --- 4B7625
- 5-CLIP --- S-550
- 12 FT WIRE --- 4B9368
- 12 FT LOOM --- 4B9369
- 4-BOLT --- L-472
- 4-NUT --- IB4203
- 2B7095-GENERATOR GROUP_1
- 1-BRACKET --- 2B5318
- 1B8098-PIN --- 1
- 1-CABLE ASSEM --- IB5780
- 1-SWITCH --- IB5233
- 2-BOLT --- S-1570
- 2-NUT --- IB4201
- 1-SUPPORT --- IB5166
- 2-BOLT --- T-703
- 2-NUT --- IB4203
- T-386-CLIP --- 2
- T-703-BOLT --- 2
- IB4203-NUT --- 2
- 1-CABLE ASSEM --- 2B4929
- 1-CLIP --- 4B9233
- 4-SPACER --- ID3864
- 4-BOLT --- S-1604
- 4-NUT --- IB4205
- 3B4968-FLYWHEEL ASSEM_1
- 1-SUPPORT ASSEM --- 2B4932
- 4-CAP SCREW --- L-476
- 1-BATTERY & BOX GROUP ---
- 1-CABLE ASSEM --- IB5779
- 1-BRACKET --- 2B6498
- 1-CHOKE --- 4B7625
- 5-CLIP --- S-550
- 12 FT WIRE --- 4B9368
- 12 FT LOOM --- 4B9369
- 4-BOLT --- L-472
- 4-NUT --- IB4203
- 2B7095-GENERATOR GROUP_1
- 1-BRACKET --- 2B5318
- 1B8098-PIN --- 1
- 1-MOTOR --- IB5784
- 3-CAP SCREW --- S-1621
- 1-GEAR --- (118 T) --- 2B914
- 4-SET SCREW --- 4B3630
- 2-PIN --- 3B4964
- 8-PIN --- 2B6308
- (PARTS OF ASSEM. 3B4968)

2B6306 ELECTRIC STARTER (Without Cab—Without Lights)
(Effective with Machine 5E3503)

ALWAYS GIVE MACHINE NUMBER WHEN ORDERING PARTS

2B7038 Electric Starter Group
(With Lights-for use without Cab)
Consists of:
1 2B6306 Electric Starter Page 115
1 2B9447 Lighting System " 112
(Effective with Machine 5F3503)

542-A
PINCH BAR

2B4317
BRUSH

1B7973
SCREW DRIVER

1B7810
HAMMER

4B9168 HANDLE
(FRONT IDLER ADJ. BOLT SOCKET)

L-2303 WRENCH
($\frac{9}{16}$ HEX)

4B9169 SOCKET
(FRONT IDLER ADJ. BOLT)

1B9660 GAUGE
(VALVE CLEARANCE)

1B4718 WRENCH
(ACCESSORY SHAFT PACKING NUT)

1A3097 WRENCH
(WATER PUMP PACKING NUT)

T-716 WRENCH
(TRACK SHOE BOLT)

3563-A WRENCH
(SPARK PLUG)

1A666 WRENCH
(TRACK SHOE NUT)

ALEMITE #5586 COMPRESSOR
(HYDRAULIC TYPE)

ALEMITE #6542 HOSE
(PART OF ALEMITE #6322)

1B7763
OIL CAN

3B2301
GREASE GUN

ALEMITE #6522
VOLUME COMPRESSOR

2B3592 WRENCH $\frac{5}{8}$ & $\frac{3}{4}$ " OPENING

3555-A WRENCH $\frac{7}{8}$ & $\frac{16}{16}$ " OPENING

3556-A WRENCH $\frac{1}{2}$ & $\frac{16}{16}$ " OPENING

S-2501 WRENCH $\frac{5}{8}$ & $\frac{3}{4}$ " OPENING

3557-A WRENCH $\frac{11}{16}$ & $\frac{7}{8}$ " OPENING

L-2302 WRENCH $\frac{4}{3}$ & $\frac{15}{16}$ " OPENING

V-465 WRENCH $\frac{1}{2}$ & $\frac{5}{8}$ " OPENING

2B4775 Tool Group (With Volume Compressor)
4B7490 Tool Group (Without Volume Compressor)

ALWAYS GIVE MACHINE NUMBER WHEN ORDERING PARTS